पेटट कार्यालय
शासकीय जर्नल

OFFICIAL JOURNAL
OF
THE PATENT OFFICE

निर्गमन सं. 20/2014	शुक्र □□□	दिन□□□: 16/05/2014
ISSUE NO. 20/2014	FRIDAY	DATE: 16/05/2014

□□ट □□र्याल□ □□ □□ प्र□□□□
PUBLICATION OF THE PATENT OFFICE

INTRODUCTION

In view of the recent amendment made in the Patents Act, 1970 by the Patents (Amendment) Act, 2005 effective from 01st January 2005, the Official Journal of The Patent Office is required to be published under the Statute. This Journal is being published on weekly basis on every Friday covering the various proceedings on Patents as required according to the provision of Section 145 of the Patents Act 1970. All the enquiries on this Official Journal and other information as required by the public should be addressed to the Controller General of Patents, Designs & Trade Marks. Suggestions and comments are requested from all quarters so that the content can be enriched.

(**Chaitanya Prasad**)
CONTROLLER GENERAL OF PATENTS, DESIGNS & TRADE MARKS

16TH MAY, 2014

CONTENTS

THE PATENT OFFICE
KOLKATA, 16/05/2014
Address of the Patent Offices/Jurisdictions
The following are addresses of all the Patent Offices located at different places having their Territorial Jurisdiction on a Zonal basis as shown below:-

1	Office of the Controller General of Patents, Designs & Trade Marks, Boudhik Sampada Bhavan, Near Antop Hill Post Office,S.M.Road,Antop Hill, Mumbai – 400 037 Phone: (91)(22) 24123311, Fax : (91)(22) 24123322 E-mail: cgpdtm@nic.in	4	The Patent Office, Government of India, Intellectual Property Rights Building, G.S.T. Road, Guindy, Chennai – 600 032. Phone: (91)(44) 2250 2081-84 Fax : (91)(44) 2250 2066 E-mail: chennai-patent@nic.in ❖ The States of Andhra Pradesh, Karnataka, Kerala, Tamil Nadu and the Union Territories of Puducherry and Lakshadweep.
2	The Patent Office, Government of India, Boudhik Sampada Bhavan, Near Antop Hill Post Office,S.M.Road,Antop Hill, Mumbai – 400 037 Phone: (91)(22) 24137701 Fax: (91)(22) 24130387 E-mail: mumbai-patent@nic.in ❖ The States of Gujarat, Maharashtra, Madhya Pradesh, Goa and Chhattisgarh and the Union Territories of Daman and Diu & Dadra and Nagar Haveli	5	The Patent Office (Head Office), Government of India, Boudhik Sampada Bhavan, CP-2, Sector –V, Salt Lake City, Kolkata- 700 091 Phone: (91)(33) 2367 1943/44/45/46/87 Fax: (91)(33) 2367 1988 E-Mail: kolkata-patent@nic.in ❖ Rest of India
3	The Patent Office, Government of India, Boudhik Sampada Bhavan, Plot No. 32., Sector-14, Dwarka, New Delhi – 110075 Phone: (91)(11) 2808 1921 – 25 Fax: (91)(11) 2808 1920 & 2808 1940 E.mail: delhi-patent@nic.in ❖ The States of Haryana, Himachal Pradesh, Jammu and Kashmir, Punjab, Rajasthan, Uttar Pradesh, Uttaranchal, Delhi and the Union Territory of Chandigarh.		

Website: www.ipindia.nic.in
www.patentoffice.nic.in

All applications, notices, statements or other documents or any fees required by the Patents Act, 1970 and The Patents (Amendment) Act, 2005 or by the Patents (Amendment) Rules, 2006 will be received only at the appropriate offices of the Patent Office.

Fees: The Fees may either be paid in cash or may be sent by Bank Draft or Cheques payable to the Controller of Patents drawn on a scheduled Bank at the place where the appropriate office is situated.

□टेंट □र्याल□

□□□□□□, दिन□□ 16/05/2014

□र्यालयों □□क्षेत्राधिव□□ □□□□□

विभिन्न □□हों □□ स्थित □टेंट □र्याल□ □□□□□□□लिव□ □□□□ □□ □र्शित □□□□प्रादेशिव□ □धिव□□ क्षेत्र □□ □□□ □□□□दिए □□ □□:

1	□र्याल□ : □□□नियत्र□, □□स्व, □भिव□ल्प □□□ व्याप□□ चिह□, □□□□ हित□ □□□□□ □□□□□□, □□. □□. □□□, □□□□ हित□, □म्ब□- 400 037, □□□□, □□□: (91) (22) 24123311 □क्स: (91) (22) 24123322 □. □□: cgpdtm@nic.in	4	□टेंट □र्याल□, □□□□ □□□□□ □□□□क्चु□□ प्रॉपर्टी □□□ट्स बिल्डिंग, □□स्ट्रियल □स्टे□ □□ □□□□□□□ □□□□□□ □□□□□□ □रिय□ □□□□न्ट □□□□□ फ्लास्क, □□. □□. टी. □□□, □□□न्डी □न्नई - 600 032. □□□: (91)(44) 2250 2081-84 □क्स: (91)(44) 2250-2066 □. □□: chennai-patent@nic.in ❖ □न्ध्र प्र□□, □र्नाटव□, □□□, □मिल□□□□□□□ □□□री □□ज्य क्षेत्र □□□□□ □□सित□ क्षेत्र, □क्षदीप
2	□टेंट □र्याल□, □□□□ □□□□□ □□द्धि □ □□□□ □□□, □□□□ हित□ □□□□□ □□□□□□, □□. □□. □□□, □□□□ हित□, □म्ब□- 400 037, □□□: (91) (22) 24137701 □क्स: (91) (22) 24130387 □. □□: Mumbai-patent@nic.in ❖ □□□□□, □□□□□ष्ट्र, □ध्य प्र□□, □□□□ □□□ □त्तीर□□□ □□ज्य क्षेत्र □□□□□ □□सित□ क्षेत्र, □□□ □□□ दीव, □□□□ □□ □□□ □□ली.	5	□टेंट □र्याल□, □□□□ □□□□□ □□□□□□□, (प्र□□□ □र्याल□) □□द्धि □ □□□□ □□□, □□□□-2, □क्ट□- V, □□ल्ट □□ सिटी, □□□□□□□-700 091, □□□□. □□□: (91)(33) 2367 1943/44/45/46/87 □क्स:/Fax: (91)(33) 2367 1988 □. □□: kolkata-patent@nic.in ❖ □□□□ □□ □□□□□ क्षेत्र
3	□टेंट □र्याल□, □□□□ □□□□□ □□द्धि □ □□□□ □□□, प्लॉट □□32, □क्ट□- 14, द्वार□□□, □□ दिल्ली- 110 075. □□□: (91)(11) 2808 1921-25 □क्स: (91)(11) 2808 1920, 2808 1940 □. □□: delhi-patent@nic.in □रिय□□□, हिम□□□ प्र□□, □म्मू□□□ □श्मीर, □□□□,□□□स्थान, □त्तर प्र□□, दिल्ली □□□ □त्तर□□□ □□ज्य क्षेत्रों, □□□□□ □□सित□ क्षेत्र □□□□□		

□□□□□□□: http://www.ipindia.nic.in

www.patentoffice.nic.in

□टेंट □धिनिय□, 1970 □□□ □टेंट (□□□□□) □धिनिय□, 2005 □□□□ □टेंट (□□□□□) निय□, 2006 द्वार□ □□छित □□□ □□□□, □□□□□, विव□□ □□ □न्य □स्तार□□ □□ □□□ □ल्क □टेंट □र्याल□ □□□□□□ □□□क्त □र्याल□ में स्वीव□□ होंगे□

□ल्क: □ल्क □□ □□ □□□ रु□ में य□ Controller of Patents □□□□□ में दे□ बैंक ड्राफ्ट □□ □□ □□द्वार□ □□□ □□ □□□□ □□□□ □□□ स्थान □□ किस□ □□□चित बैंक में प्र□त्त □□ □□□□□□क्त □र्याल□ स्थित □□□

SPECIAL NOTICE

18 Months publication as required under Section 11A of the Patents Act, 1970 as amended by the Patents (Amendment) Act, 2005.

Notice is hereby given that any person at any time before the grant of Patent may give representation by way of opposition to the Controller of Patents at appropriate office on the ground and in a manner specified under section 25(1) of the Patents (Amendment) Act, 2005 read with Rule 55 of the Patents (Amendment) Rules, 2006.

Notice is also given that if any interested person requests for copies of the complete specification, drawing and abstract of any application already published, the photocopy of the same can be supplied by the Patent Office as per the jurisdiction on payment of prescribed fees of Rs.4/- per page. If any further details are required to be obtained, the same can be provided by the respective Patent Offices on request.

(**Chaitanya Prasad**)
CONTROLLER GENERAL OF PATENTS, DESIGNS & TRADE MARKS

SPECIAL NOTICE

Under the new provision of the Patents Act, 1970 as amended by the Patents (Amendment) Act, 2005 and Rules there under, Publication of the matter relating to Patents in the Official Gazette of India Part III, Section 2 has been discontinued and instead The Official Journal of the Patent Office is being published containing all the activities of The Patent Office such as publication of all the patent applications after 18th months , grant of patents & all other information in respect of the proceedings as required under the provisions of the Patents (Amendment) Act, 2005 and Rules thereunder on weekly basis on every **Friday**.

The Journal is uploaded in the website every Friday. So Paper form and CD-ROM form of the Journal are discontinued from 01/01/2009.

SPECIAL NOTICE

Every effort is being taken to publish all the patent applications under section 11(A) of the Patents Act. However, if duplication of publication of any application is found, then earlier date of publication will be taken for the purpose of provisional protection for applicant and Patent Office will grant Patent not before six months from the date of second publication, provided that there is there is no third party representation.

Early Publication:

The following patent applications have been published under section 11A (2) of The Patents (Amendment) Act 2005 and rule 24A of The Patents (Amendment) Rules, 2006. Any person may file representation by way of opposition to the Controller of Patents at the appropriate office against the grant of the patent in the prescribed manner under section 25(1) of the Patents (Amendment) Act 2005 read with the rule 55 of The Patents (Amendment) Rules, 2006:

(12) PATENT APPLICATION PUBLICATION

(21) Application No.1435/MUM/2014 A

(19) INDIA

(22) Date of filing of Application :22/04/2014

(43) Publication Date : 16/05/2014

(54) Title of the invention : STRENGTHENED POLY DRUM FOR CONCRETE AND MORTAR MIXER

(51) International classification	:B28C5/42, B28C5/02
(31) Priority Document No	:NA
(32) Priority Date	:NA
(33) Name of priority country	:NA
(86) International Application No	:NA
Filing Date	:NA
(87) International Publication No	: NA
(61) Patent of Addition to Application Number	:NA
Filing Date	:NA
(62) Divisional to Application Number	:NA
Filing Date	:NA

(71)**Name of Applicant :**

1)SHAH DARSHIL ANIL

Address of Applicant :A9, SURYADEEP DUPLEX, NR. PANCHAM VILLA, AJWA ROAD, VADODARA-390 019, GUJARAT, INDIA.

(72)**Name of Inventor :**

1)SHAH DARSHIL ANIL

(57) Abstract :

This invention relates to the use of strengthened poly drum with proper supports instead of conventional metal drum so as to reduce weight and cost of overall machine. Moreover Poly drum minimizes the rust factor as there are no metal walls inside the drum. The drum is strengthened from exterior sides with metal strips joined to the drum and round strips are joined from top and on the middle on the exterior of drums wall. A plate is joined from both interior and exterior of the drum base. The strips are fixed to the plate which is on the exterior side of drum base. There is a metal ring which houses bearings for supports from all sides which revolves over the strip on the exterior of the drums wall which is mounted on the lower middle portion of the drum. A shaft is welded to the centre of the exterior base plate and mounted on the U frame on which the metal ring is also joined.

No. of Pages : 8 No. of Claims : 2

(12) PATENT APPLICATION PUBLICATION
(21) Application No.1436/MUM/2014 A
(19) INDIA
(22) Date of filing of Application :22/04/2014
(43) Publication Date : 16/05/2014

(54) Title of the invention : TWO STAGE PULLEY AND CHAIN DRIVE MECHANISM FOR CONCRETE AND MORTAR MIXER.

(51) International classification	:B28C 5/42, B28C 5/18	(71)**Name of Applicant :** **1)SHAH DARSHIL ANIL** Address of Applicant :A9, SURYADEEP DUPLEX, NR. PANCHAM VILLA, AJWA ROAD, VADODARA-390 019, GUJARAT, INDIA.
(31) Priority Document No	:NA	
(32) Priority Date	:NA	(72)**Name of Inventor :**
(33) Name of priority country	:NA	**1)SHAH DARSHIL ANIL**
(86) International Application No	:NA	
Filing Date	:NA	
(87) International Publication No	: NA	
(61) Patent of Addition to Application Number	:NA	
Filing Date	:NA	
(62) Divisional to Application Number	:NA	
Filing Date	:NA	

(57) Abstract :
The device is broadly a transmission mechanism for driving a rotary drum of a concrete mixer from a powered rotary source, through a pulley and chain mechanism wherein provision is made to evade slipping of chain due to circular movement of the system. A transmission including housing - containing a motor, a pulley shafted to the motor, a rotationally mounted driven shaft mounted on bearings spaced apart from the motor, which mounts another pulley and a sprocket as shown in fig 1, a chain trained over said sprocket and around another sprocket mounted on the drum shaft. Driven member having mounted externally thereto in operational contact with said chain drive, and means adjusting the tension of the chain drive and motor for varying the amount of frictional contact applied by said chain drive and pulley.

No. of Pages : 9 No. of Claims : 5

(12) PATENT APPLICATION PUBLICATION
(21) Application No.1442/MUM/2014 A
(19) INDIA
(22) Date of filing of Application :23/04/2014
(43) Publication Date : 16/05/2014

(54) Title of the invention : ZIGZAG ULTRACAPACITOR/DEVELOPMENT TO ZIGZAG STRUCTURED ULTRACAPACITOR

(51) International classification	:H01M 4/04, H01G 2/00
(31) Priority Document No	:NA
(32) Priority Date	:NA
(33) Name of priority country	:NA
(86) International Application No	:NA
Filing Date	:NA
(87) International Publication No	: NA
(61) Patent of Addition to Application Number	:NA
Filing Date	:NA
(62) Divisional to Application Number	:NA
Filing Date	:NA

(71)**Name of Applicant :**
1)SHAILENDRA
Address of Applicant :C/O- BACCHU LAL VERMA, ROOM NO. 1, AZAD NAGAR, CHAWL NO. 18/B, MEGHWADI, NEAR PAL KIRANA STORE, JOGESHWARI (EAST), MUMBAI-400060 Maharashtra India
2)AKANKSHA DIXIT
(72)**Name of Inventor :**
1)AKANKSHA DIXIT
2)HEMA UPRETI
3)SHAILENDRA
4)AMAL PAUL
5)PARASHURAM KARANDIKAR

(57) Abstract :
Ultracapacitor is the latest and efficient energy storage device that undergoes frequent charge and discharge cycles at high current and short duration. It gives the highest available capacitance values per unit volume and highest energy density of all capacitors. Based on the methods of construction, different types of ultracapacitors are manufactured and used in many small and large scale applications. The basic structures of ultracapacitor which are used are the stacked type structure, rolled type, flexible etc. Although these structures are used for different purposes but they suffer a few drawbacks. The present invention proposes a new structure of ultracapacitor, called as zigzag structure. This structure delivers promising results for capacitance, peak current values, equivalent series resistance, energy density and power density.

No. of Pages : 20 No. of Claims : 8

(12) PATENT APPLICATION PUBLICATION
(21) Application No.1521/MUM/2014 A
(19) INDIA
(22) Date of filing of Application :01/05/2014
(43) Publication Date : 16/05/2014

(54) Title of the invention : AN INNOVATIVE METHOD FOR HEATING WATER BY USING POLYTETRAFLUOROETHYLENE (PTFE) COAT AND THE LIKE

(51) International classification	:F24H 4/02, F24H9/18
(31) Priority Document No	:NA
(32) Priority Date	:NA
(33) Name of priority country	:NA
(86) International Application No	:NA
Filing Date	:NA
(87) International Publication No	: NA
(61) Patent of Addition to Application Number	:NA
Filing Date	:NA
(62) Divisional to Application Number	:NA
Filing Date	:NA

(71)**Name of Applicant :**
1)MR. RAMCHANDRE S V
Address of Applicant :ASSOCIATE PROFESSOR IN CIVIL ENGINEERING DEPARTMENT, WALCHAND COLLEGE OF ENGINEERING, SANGLI. 416415. Maharashtra India
2)WALCHAND COLLEGE OF ENGINEERING, SANGLI
(72)**Name of Inventor :**
1)MR. RAMCHANDRE S V
2)MRS. SHUBHANGI SATISH RAMCHANDRE

(57) Abstract :
All over the world, water is heated for various purposes (domestic, commercial, industrial) employing various forms of energy sources (wood, coal, fossil fuel, oil, petroleum products, electricity, gas, solar, microwave, nuclear etc) converting them first in to heat energy and then transferring this heat energy through a piping or tubing system to water. Generally two systems are practiced: - In water tube heating system, water is inside a pipe/tube system and heat is given to pipes/tubes. In fire tube heating system heat is passed through pipe/tube system and water surrounding it gets heated. The water usually contains minerals/salts to lesser or more extent. These minerals/salts pose problem in the heating system by depositing in the form of scales over the pipe surface. This scaling reduces the effective transfer of heat and required to be removed (de-scaling) at intervals. The removal is achieved by scrubbing/acid washing etc, adding to the cost of water heating. This present invention An Innovative method for heating water by using Polytetrafluoroethylene (PTFE) coat and the like involves coating of the water side surface of pipe/tubing by PTFE or similar material. Due to the nonstick ability of this material the scaling is minimized to almost zero level and helps in effective exchange of heat, it also saves upon the time and cost of maintenance/de-scaling. The possibility of corrosion is also minimum resulting in the enhanced useful life of the pipe/tube system. Because of its dielectric property, the safety of system is enhanced in case of electric water heating. On account of low coefficient of friction the flow through pipes/tubes is smooth and adds to the efficiency of the system. Thus this invention is simple to implement at moderate cost and results in improving the efficiency and effectiveness of water heating.

No. of Pages : 11 No. of Claims : 2

(12) PATENT APPLICATION PUBLICATION
(19) INDIA
(22) Date of filing of Application :06/05/2014
(21) Application No.1576/MUM/2014 A
(43) Publication Date : 16/05/2014

(54) Title of the invention : MULTI-CHAMBER TEXTURING SYSTEM

(51) International classification	:C30B33/10, H01L31/18
(31) Priority Document No	:201410051259.9
(32) Priority Date	:14/02/2014
(33) Name of priority country	:China
(86) International Application No	:NA
Filing Date	:NA
(87) International Publication No	: NA
(61) Patent of Addition to Application Number	:NA
Filing Date	:NA
(62) Divisional to Application Number	:NA
Filing Date	:NA

(71)**Name of Applicant :**
1)Changzhou S.C Exact Equipment Co.,Ltd.
Address of Applicant :NO.9th, Bao ta mountain road ,electrical and machinery park, Xinbei area , changzhou, jiangsu province, 213000 China
(72)**Name of Inventor :**
1)Zuo Guojun

(57) Abstract :
The present invention sets forth a multi-chamber texturing system, comprising a reaction tank and rollers. Multiple pairs of partitions are arranged in the reaction tank and the reaction tank is divided into a plurality of working solution chambers, a cushion chamber for overflow circulation is arranged between the two partitions in each pair of partitions, an output opening is arranged on the bottom of the cushion chamber, and the output opening is connected with a liquid circulation system outside the reaction tank through a pipeline; the partitions have a height lower than that of the periphery of the reaction tank. The multi-chamber texturing system in the present invention accomplishes texturing in a multi-chamber fashion, and has the advantages of fast solution exchange, small difference in solution concentration and temperature inside the reaction tank and better texturing effect.

No. of Pages : 8 No. of Claims : 1

(12) PATENT APPLICATION PUBLICATION
(21) Application No.1574/MUM/2014 A
(19) INDIA
(22) Date of filing of Application :06/05/2014
(43) Publication Date : 16/05/2014

(54) Title of the invention : SPECIAL ROLLER FOLLOWER FOR MOTION IN PLANE PARALLEL TO CAM PLANE

(51) International classification	:F16H25/10, F16H53/00
(31) Priority Document No	:NA
(32) Priority Date	:NA
(33) Name of priority country	:NA
(86) International Application No	:NA
Filing Date	:NA
(87) International Publication No	: NA
(61) Patent of Addition to Application Number	:NA
Filing Date	:NA
(62) Divisional to Application Number	:NA
Filing Date	:NA

(71)**Name of Applicant :**
1)Dr. Hemant P. Jawale
Address of Applicant :Assistant Professor, Department of Mechanical Engineering, Visvesveraya National Institute of Technology, Nagpur 440010, Maharastra, (India)
(72)**Name of Inventor :**
1)Dr. Hemant P. Jawale
2)Harshal Zalke
3)Vishal Choudhury

(57) Abstract :
A cam is a mechanical member used to impart desired motion to a follower by direct contact. The cam may be rotating or reciprocating whereas the follower may be rotating, reciprocating or oscillating. Present invention provides specially designed, developed and Special Roller Followers used for transmitting motion to a plane parallel to plane of cam. In most of the cases, the motions occur along two axes perpendicular to each other. In spiral cam or cylindrical cam, the motion of the axis of follower is in the same plane as that of the cam. However in some applications the motion required may be in a different plane as that of the cam. In the present invention the cam follower can resist the moment acting on it due to the offset between the planes of cam and cam follower. Also the cam follower can move smoothly due to reduction friction because of the bush. If an existing cam follower mechanism is used, the offset in the plane of action creates obstruction in smooth motion of follower. Following invention is described in detail with the help of Figure 1 of sheet 1 shows the front view of follower assembly.

No. of Pages : 12 No. of Claims : 2

(12) PATENT APPLICATION PUBLICATION
(21) Application No.1487/MUM/2014 A
(19) INDIA
(22) Date of filing of Application :28/04/2014
(43) Publication Date : 16/05/2014

(54) Title of the invention : PUMP, PRIME MOVER AND ENERGY RECOVERY DEVICE COMBINATION UNIT, METHOD OF LOCKING THE IMPELLERS OF PUMP FOR IT'S EXTENDED SHAFT AND METHOD OF ASSEMBLY OF THE COMBINATION UNIT.

(51) International classification	:F04D1/00, F04D29/08
(31) Priority Document No	:NA
(32) Priority Date	:NA
(33) Name of priority country	:NA
(86) International Application No	:NA
Filing Date	:NA
(87) International Publication No	: NA
(61) Patent of Addition to Application Number	:NA
Filing Date	:NA
(62) Divisional to Application Number	:NA
Filing Date	:NA

(71)**Name of Applicant :**
1)MR. JOSHI UDAY BALKRISHNA
Address of Applicant :A-122, JAI GANESH VISION, AKURDI, PUNE - 411035, MAHARASHTRA, INDIA.
(72)**Name of Inventor :**
1)MR. JOSHI UDAY BALKRISHNA
2)MR. JOSHI HRUSHIKESH UDAY

(57) Abstract :
Pressurized water/ fluid is fed by single staged or multistage pump as per the requirement. The pressurized water/ fluid instead of bringing to atmospheric pressure is fed to the energy recovery device which is mounted on the same shaft of the pump, delivering the energy directly to the pump shaft, thereby reducing the power requirement of the pump. Centrifugal pump maybe horizontally or vertically mounted, single staged or multistaged, made out of sheet metal components or castings. One end of the shaft is coupled to the prime mover of suitable size. The shaft of the pump is extended to another chamber where centrifugal, single staged or multistaged, energy recovery device made out of sheet metal parts or castings is mounted, transmitting energy from the pressurized water/ fluid to the pump shaft.; whereby lowering the requirement of energy to drive the pump. The energy recovery device is designed as per the available flow and pressure of the pressurized water/ fluid from which energy has to be recovered.

No. of Pages : 10 No. of Claims : 8

(12) PATENT APPLICATION PUBLICATION
(21) Application No.2976/MUM/2013 A
(19) INDIA
(22) Date of filing of Application :13/09/2013
(43) Publication Date : 16/05/2014

(54) Title of the invention : A BIOCONVERSION METHOD FOR THE PREPARATION OF 2-CHLOROBENZENE-1, 4-DIOL

(51) International classification	:C07C 25/06, C07C 17/00
(31) Priority Document No	:NA
(32) Priority Date	:NA
(33) Name of priority country	:NA
(86) International Application No	:NA
Filing Date	:NA
(87) International Publication No	: NA
(61) Patent of Addition to Application Number	:NA
Filing Date	:NA
(62) Divisional to Application Number	:NA
Filing Date	:NA

(71)**Name of Applicant :**
1)DR. WADETWAR RITA NARESH
Address of Applicant :L-58, VASANT NAGAR, NEAR DEEKSHA BHUMI, NAGPUR-440 022, MAHARASHTRA, INDIA.
(72)**Name of Inventor :**
1)DR. WADETWAR RITA NARESH,
2)DR. PATIL ARUN TUKARAM
3)DR. GULKARI VIJAY DEORAO
4)DR. KASLIWAL RAHUL HARISHCHANDRA
5)DR. GURAV SHAILENDRA SHIVAJI
6)MRS. GURAV NILAMBARI SHAILENDRA

(57) Abstract :
The present invention provides a biological method for the preparation of a compound of formula I; said method comprising the following steps: inoculating the Streptomyces violaceorubidus strain into at least one nutrient medium comprising at least one carbohydrate source to obtain an inoculum, fermenting the, inoculum at a. pH ranging-between .5.5 and 9.0 to obtain a bio-mass comprising 2-chlorobenzene-1,4-diol, adjusting the pH of the bio-mass in the range of 4.5 to 5.5 followed by centrifuging to obtain a separated mass containing mycelia biomass and supernatant, extracting supernatant with at least one organic solvent to obtain a solution containing a mixture of 2-chlorobenzene-1,4-diol and impurities, and purifying the mixture to obtain the compound of formula I.

No. of Pages : 30 No. of Claims : 10

(12) PATENT APPLICATION PUBLICATION
(21) Application No.1527/MUM/2014 A
(19) INDIA
(22) Date of filing of Application :02/05/2014
(43) Publication Date : 16/05/2014

(54) Title of the invention : WINDOW CRACKER

(51) International classification	:B60J 1/00
(31) Priority Document No	:NA
(32) Priority Date	:NA
(33) Name of priority country	:NA
(86) International Application No	:NA
Filing Date	:NA
(87) International Publication No	: NA
(61) Patent of Addition to Application Number	:NA
Filing Date	:NA
(62) Divisional to Application Number	:NA
Filing Date	:NA

(71)**Name of Applicant :**
1)PAWAR GAURAV VASANT
Address of Applicant :D-704, SHIV SHRUSTI COMPLEX, NEAR DUBE AYURVEDIC HOSPITAL, RAJ NAGAR, NALLASOPARA (EAST), THANE-401209 Maharashtra India
(72)**Name of Inventor :**
1)PAWAR GAURAV VASANT

(57) Abstract :
The invention Window Cracker is used to facilitate breaking the car window in case of emergency to exit in minimum time and efforts, and to tear open the seatbelt of the car. It is also used as a torch to find way in case of night. The Device also has a keychain.

No. of Pages : 6 No. of Claims : 7

(12) PATENT APPLICATION PUBLICATION
(21) Application No.2153/CHE/2014 A
(19) INDIA
(22) Date of filing of Application :29/04/2014
(43) Publication Date : 16/05/2014

(54) Title of the invention : METHODS FOR IDENTIFYING THE BEST FIT CANDIDATE FOR A JOB AND DEVICES THEREOF

(51) International classification :g06f
(31) Priority Document No :NA
(32) Priority Date :NA
(33) Name of priority country :NA
(86) International Application No :NA
Filing Date :NA
(87) International Publication No : NA
(61) Patent of Addition to Application Number :NA
Filing Date :NA
(62) Divisional to Application Number :NA
Filing Date :NA

(71)**Name of Applicant :**
1)WIPRO LIMITED
Address of Applicant :Doddakannelli, Sarjapur Road, Bangalore 560035, Karnataka, India.
(72)**Name of Inventor :**
1)SINDHU BHASKARAN
2)ABHISHEK SONI

(57) Abstract :
A method, non-transitory computer readable medium and device that identifies a best fit candidate for a job in an organization includes receiving company specific data and job specific data. A company profile and a job profile are created using the received company specific data and job specific data. Data pertaining to all candidates are obtained from the company and other external sources and used to fill a candidate profile for each of the candidates. A job influence score, company fitment score and a job fitment score is calculated for each candidate. A total candidate job score is calculated based on the calculated job influence score, company fitment score and the job fitment score. All the candidates are then ranked based on the calculated total candidate job score.

No. of Pages : 33 No. of Claims : 15

(12) PATENT APPLICATION PUBLICATION
(21) Application No.2143/CHE/2014 A
(19) INDIA
(22) Date of filing of Application :29/04/2014
(43) Publication Date : 16/05/2014

(54) Title of the invention : AUTO SWING CRADLE AT CEILING

(51) International classification :a47d
(31) Priority Document No :NA
(32) Priority Date :NA
(33) Name of priority country :NA
(86) International Application No :NA
Filing Date :NA
(87) International Publication No : NA
(61) Patent of Addition to Application Number :NA
Filing Date :NA
(62) Divisional to Application Number :NA
Filing Date :NA

(71)**Name of Applicant :**
1)A. HUSSAIN LAL
Address of Applicant :S/O. K. AMEER HAMJA, #53, V.O.C. STREET, MALAI KOVIL, THIRUVERUMBUR, TRICHY - 620 013 Tamil Nadu India
(72)**Name of Inventor :**
1)A. HUSSAIN LAL
2)H. ANIS AHAMED
3)P. AARON
4)R. ANANDHKUMAR

(57) Abstract :
It is mother, who plays vital role in taking care of babies. Taking a baby to sleep is a tedious process. If it is not carried out in a proper way, then the whole family has to accompany with the baby for full night. At present, the cradle (or) swing is essential for the babys sleep. But it is such an enormous duty for the mothers. This paves a way for weakening of strength, increase in stress, depression for them. This brings chaos and unpleasant atmosphere at home, living of many family proved it right. The allergy of swinging the cradle is prevailing in most families, where both parents are employees. This injects the grievance between the couple. To bring a solution to these, a baby cradle is designed. This baby cradle is a typical model that resembles the traditional method of swing . This baby cradle operates electrically at low power. For the convenience of the parents, it can be operated by remote. Can be switched -off if not necessary. It consists of various features including speed variation, automatic sensing and can be operated manually too. In these ways, this cradle pleases the mothers. This device reduces the major part in the art of baby caring. And we hope that our model will bring a pleasant atmosphere and an adorable maternal-child and a family environment.

No. of Pages : 8 No. of Claims : 6

(12) PATENT APPLICATION PUBLICATION
(21) Application No.2144/CHE/2014 A
(19) INDIA
(22) Date of filing of Application :29/04/2014
(43) Publication Date : 16/05/2014

(54) Title of the invention : ANTI PUNCTURE POWDER WITHOUT TUBE WITH ECONOMIC COST

(51) International classification :b60c
(31) Priority Document No :NA
(32) Priority Date :NA
(33) Name of priority country :NA
(86) International Application No :NA
Filing Date :NA
(87) International Publication No : NA
(61) Patent of Addition to Application Number :NA
Filing Date :NA
(62) Divisional to Application Number :NA
Filing Date :NA

(71)**Name of Applicant :**
1)A. HUSSAIN LAL
Address of Applicant :S/O. K. AMEER HAMJA, 53, V.O.C.STREET, MALAI KOVIL, THIRUVERUMBUR, TRICHY - 620 013 Tamil Nadu India
(72)**Name of Inventor :**
1)K. AKTHAR ALI

(57) Abstract :
Introduction: Road transportation plays a vital role in the economic development of a country. The movement of the vehicle is achieved through its wheels which contains the tyre and tube. The tubes are filled with air at certain pressure as desired by its manufacturer. Even the tubeless tyres holds the air pressure with out having the tube inside the tyre. Present situation: There is a possibility of tube/tyre getting punctured on the road due to the foreign objects such as thorns, nails, sharp objects etc. The vehicle gets stranded on the road and time delay occurs. Sometimes the vehicle itself can lose its control. Proposal: In order to avoid such incidents it is mandatory that the loss of tyre pressure be prevented. And this is achieved by our product known as anti-puncture powder. This powder mixed with distilled water is poured inside the empty tube and then the air is filled to its desired pressure. Any untoward incident, if occurs, this anti-puncture powder blocks the hole and keeps the pressure intact. The anti-puncture powder costs less as compared to the cost of vulcanizing. Experimentation: The tube was first filled with the anti-puncture powder was charged with correct air pressure (Figure oi) . The tyre was then pierced with big nails and removed. It was noticed that air did not leak out. The tyre pressure was checked and found to be of its original value. This experiment was conducted on all types of tyres from two to four/six wheel truck. Recommendation: Considering the application and cost, this method conserves money and time without risking the control of the vehicle. The security feeling of the user and delivery on time brings good name to the consigner, the consignee and also the operator of the vehicle. Hence it is highly recommended that this ANTI-PUNCTURE POWDER be used (Figure oi) in all the vehicles as an integrated part of the tyre/tube.

No. of Pages : 6 No. of Claims : 8

(12) PATENT APPLICATION PUBLICATION
(21) Application No.2097/CHE/2014 A
(19) INDIA
(22) Date of filing of Application :25/04/2014
(43) Publication Date : 16/05/2014

(54) Title of the invention : CONSTANT DISCHARGE NOZZLE HAVING CONTANT JET FORCE FOR VARIABLE PRESSURES

(51) International classification :e21b
(31) Priority Document No :NA
(32) Priority Date :NA
(33) Name of priority country :NA
(86) International Application No :NA
Filing Date :NA
(87) International Publication No : NA
(61) Patent of Addition to Application Number :NA
Filing Date :NA
(62) Divisional to Application Number :NA
Filing Date :NA

(71)**Name of Applicant :**
1)DR. S. NAWAZISH MEHDI
Address of Applicant :LANGER HOUZ, HYDERABAD 9-1-24/1 Andhra Pradesh India
2)MOHD SALMAN
3)KHWAJAFAZAL ALI
4)ABDULRAHMAN HABEEB JAMALULAIL
(72)**Name of Inventor :**
1)DR. S. NAWAZISH MEHDI
2)MOHD SALMAN
3)KHWAJAFAZAL ALI
4)ABDULRAHMAN HABEEB JAMALULIAL

(57) Abstract :
A nozzle for Constant Fluid Discharge of fluid through it and exerting a fluid jet of constant force with respect to the decrease in pressure at the reserved fluid tank in a time interval. The device includes a movable Spear, an extension spring and a nozzle.

No. of Pages : 15 No. of Claims : 5

(12) PATENT APPLICATION PUBLICATION
(21) Application No.2202/CHE/2014 A
(19) INDIA
(22) Date of filing of Application :01/05/2014
(43) Publication Date : 16/05/2014

(54) Title of the invention : THE CHASSIS AND TROLLEY FOR PEDIATRIC X-RAY IMAGING MACHINE WITH ANTI-COLLAPSE PROTECTION

(51) International classification :b62b
(31) Priority Document No :NA
(32) Priority Date :NA
(33) Name of priority country :NA
(86) International Application No :NA
Filing Date :NA
(87) International Publication No : NA
(61) Patent of Addition to Application Number :NA
Filing Date :NA
(62) Divisional to Application Number :NA
Filing Date :NA

(71)**Name of Applicant :**
1)SKANRAY TECHNOLOGIES PVT. LTD.
Address of Applicant :Plot # 15-17, Hebbal Industrial Area, Mysore-570016, Karnataka, India
(72)**Name of Inventor :**
1)PRASAD, Keshava, H.G.
2)HANJAR, Adarsh
3)RANGARAJAN, S.

(57) Abstract :
A remotely operable X-RAY unit for juvenile patients with an anti collapsible arrangement is provided. The X-RAY unit has incorporated in it features for transporting it to the required place where X-RAY image acquisition is to be taken like chassis and trolley arrangement and the X-RAY tube from which the X-RAYs emanate is loaded with a trolley arrangement which is in turn acted upon by action of motion of a swivel arm which is loaded by a gas spring for maintaining its position upright and stable. Further, a friction lock mechanism known as secondary line of safety (SLS) mechanism is provided as additional safety feature for the swivel arm to be in stable position irrespective of failure of gas spring. Also, the X-RAY unit is provided with remotely held device with a press button switch for controlling from a place away from the area of action of X-RAY image acquisitioning. Also, the X-RAY unit has attractive features to capture the imagination of juvenile patients, who require X-RAY procedure to be undertaken.

No. of Pages : 32 No. of Claims : 11

(12) PATENT APPLICATION PUBLICATION
(21) Application No.2147/CHE/2014 A
(19) INDIA
(22) Date of filing of Application :29/04/2014
(43) Publication Date : 16/05/2014

(54) Title of the invention : DESIGN AND DEVELOPMENT OF A CUSTOM MADE PINCH GRIP BIOFEEDBACK DEVICE

(51) International classification	:a61b	(71)**Name of Applicant :**
(31) Priority Document No	:NA	**1)MS. SURAMYA SHARMA**
(32) Priority Date	:NA	Address of Applicant :D/O NARENDRA KUMAR
(33) Name of priority country	:NA	SHARMA, BRAHMAN GALI WARD, NO. 5, AGAR, AGAR
(86) International Application No	:NA	MALWA - 465 441 Madhya Pradesh India
Filing Date	:NA	**2)MR. V.P.R. SIVAKUMAR**
(87) International Publication No	: NA	**3)MR. MUTHUKUMARAN. G**
(61) Patent of Addition to Application Number	:NA	(72)**Name of Inventor :**
Filing Date	:NA	**1)MS. SURAMYA SHARMA**
(62) Divisional to Application Number	:NA	**2)MR. V.P.R. SIVAKUMAR**
Filing Date	:NA	**3)MR. MUTHU KUMARAN G**

(57) Abstract :
The object of this device is to evaluate the pinch grip strength ie, for tip to tip, pad to pad and side to pad grip as well for the purpose of rehabilitation of various musculoskeletal and neurological problems. It is widely accepted that grip and pinch strength (PS) measurements provide an objective index of functional integrity of upper extremity and helps in determining the efficacy of different treatment strategies for hand and reevaluating patient progress. Various factors play important role in determining the grip strength measurements. One amongst them is hand anthropometric factors such as grip span. Till date only few studies are available mentioning the role of pinch grip span on pinch grip strength during evaluation. Hand anthropometry plays an important role and is used in designing objects dealing with human hands. Pinch grip span is a factor that may be under the control of the Ergonomist, and so understanding the relationship between pinch grip span and pinch grip force could lead to interventions which will reduce the risk of fatigue, discomfort, and injury. This invention is to design a new custom made Pinch Grip Biofeedback Device considering the anthropometric and biomechanical properties of hand with an expanded grip span of 5.5 cm. This device consists of two Assemblies Sensor Assembly and Hand Held Assembly with microcontroller and USB facility. The sensor Assembly having dimensions (2.5 5.51.7 cm) and sensors pasted on both right and left hand sides. The Hand held Assembly consists of a custom made box having dimensions (1174 cm) in which microcontroller and USB cable is placed and displays the measured parameters in the Computer. The associated software analyzes the data and outputs graphical data for further observation.

No. of Pages : 11 No. of Claims : 8

(12) PATENT APPLICATION PUBLICATION
(21) Application No.2128/CHE/2014 A
(19) INDIA
(22) Date of filing of Application :28/04/2014
(43) Publication Date : 16/05/2014

(54) Title of the invention : METHOD AND SYSTEM FOR ENABLING TO PARTICIPATE IN A MULTI PLATFORM BASED INTERACTIVE SHOW

(51) International classification	:g06q	(71)**Name of Applicant :**
(31) Priority Document No	:NA	**1)ARRA VAMSHI KRISHNA**
(32) Priority Date	:NA	Address of Applicant :H.NO: 29-492/3, OLD POLICE
(33) Name of priority country	:NA	STATION, NEREDMET, SECUNDRABAD, HYDERABAD -
(86) International Application No	:NA	500 056 Andhra Pradesh India
Filing Date	:NA	(72)**Name of Inventor :**
(87) International Publication No	: NA	**1)ARRA VAMSHI KRISHNA**
(61) Patent of Addition to Application Number	:NA	
Filing Date	:NA	
(62) Divisional to Application Number	:NA	
Filing Date	:NA	

(57) Abstract :
Exemplary embodiment of the present disclosure is directed towards a system and method for conducting a interactive show wherein multiple brands bid for multiple slots of the interactive show and wherein multiple participants participate in the interactive show includes brands bid for one or more slots of their choice and thereafter each slot is allocated to the winner of the bid and participants participate in one or more slots of their choice and submit their responses.

No. of Pages : 14 No. of Claims : 7

(12) PATENT APPLICATION PUBLICATION
(21) Application No.2151/CHE/2014 A
(19) INDIA
(22) Date of filing of Application :29/04/2014
(43) Publication Date : 16/05/2014

(54) Title of the invention : SYSTEM AND METHOD FOR PREDICTING PERSONALITY TRAITS USING DISC PROFILING AND BIG FIVE PERSONALITY TECHNIQUES

(51) International classification :h04l
(31) Priority Document No :NA
(32) Priority Date :NA
(33) Name of priority country :NA
(86) International Application No :NA
Filing Date :NA
(87) International Publication No : NA
(61) Patent of Addition to Application Number :NA
Filing Date :NA
(62) Divisional to Application Number :NA
Filing Date :NA

(71)**Name of Applicant :**
1)WIPRO LIMITED
Address of Applicant :Doddakannelli, Sarjapur Road, Bangalore 560035, Karnataka, India.
(72)**Name of Inventor :**
1)ABHISHEK GUNJAN

(57) Abstract :
The present disclosure relates to systems, methods, and non-transitory computer-readable media for human personality prediction by analyzing information collected from different sources such as social media, call detail record (CDR), email etc. using DISC (dominance, inducement, submission, and compliance) profiling and Big Five personality techniques (openness, conscientiousness, extraversion, agreeableness, and neuroticism). Embodiments in accordance with the present disclosure are further capable of using a self-learning model which learns from user response to the prediction.

No. of Pages : 26 No. of Claims : 19

(12) PATENT APPLICATION PUBLICATION
(21) Application No.5425/CHE/2012 A
(19) INDIA
(22) Date of filing of Application :26/12/2012
(43) Publication Date : 16/05/2014

(54) Title of the invention : NOVEL METHOD TO ACHIEVE SURFACE FINISH IN INTRICATE SURFACES BY THERMO CHEMICAL MACHINING

(51) International classification :B23H
(31) Priority Document No :NA
(32) Priority Date :NA
(33) Name of priority country :NA
(86) International Application No :NA
Filing Date :NA
(87) International Publication No : NA
(61) Patent of Addition to Application Number :NA
Filing Date :NA
(62) Divisional to Application Number :NA
Filing Date :NA

(71)**Name of Applicant :**
1)M.M. SRI VENKATRAMAN
Address of Applicant :DEPARTMENT OF MECHANICAL ENGINEERING, SETHU INSTITUTE OF TECHNOLOGY, KARIAPATTI, VIRUDHUNAGAR - 626 115 Tamil Nadu India
2)S. MURUGAN
3)T. NAVEEN
4)K. MUNIYASAMY
(72)**Name of Inventor :**
1)M.M. SRI VENKATRAMAN
2)S. MURUGAN
3)T. NAVEEN
4)K. MUNIYASAMY

(57) Abstract :
We claim that the frame is designed with C45 mild carbon steel for handling this process

No. of Pages : 6 No. of Claims : 10

(12) PATENT APPLICATION PUBLICATION
(21) Application No.2179/CHE/2014 A
(19) INDIA
(22) Date of filing of Application :30/04/2014
(43) Publication Date : 16/05/2014

(54) Title of the invention : AN INTERACTIVE SYSTEM FOR COMMUNICATION BETWEEN EXPERT AND FARMER USING MOBILE PROJECTOR DEVICE

(51) International classification :g06f
(31) Priority Document No :NA
(32) Priority Date :NA
(33) Name of priority country :NA
(86) International Application No :NA
Filing Date :NA
(87) International Publication No : NA
(61) Patent of Addition to Application Number :NA
Filing Date :NA
(62) Divisional to Application Number :NA
Filing Date :NA

(71)**Name of Applicant :**
1)Tejomaya Achuta Raj Urs
Address of Applicant :#V-47, 2nd Floor, 4th Cross, Malleswaram, Bangalore 560 003 Karnataka India
(72)**Name of Inventor :**
1)Tejomaya Achuta Raj Urs

(57) Abstract :
The present invention provides an interactive system for communication between an expert and a farmer through a mobile projector device. An expert and a farmer can communicate through a KC engine provided in a GPS based mobile projector device. The interactive system can enable the communication at flexible timings and convenient locations. An expert can create, modify, manage and upload a content of information, wherein the experts are assigned based on a location. The farmers can group and comfortably view the information by the experts with the GPS based mobile projector device in a large display. The experts give the presentation and the farmer can able to ask the query after viewing the presentation and the queries are answered by the expert through a real time video call.

No. of Pages : 27 No. of Claims : 8

Publication After 18 Months:

The following Patent Applications have been published under Section 11A (3) of The Patents (Amendment) Act, 2005. Any Person may file representation by way of opposition to the Controller of Patents at the appropriate office against the grant of the patent in the prescribed manner under section 25(1) of the Patents (Amendment) Act, 2005 read with the rule 55 of The Patents (Amendment) Rules, 2006:

(12) PATENT APPLICATION PUBLICATION

(21) Application No.1715/MUM/2012 A

(19) INDIA

(22) Date of filing of Application :13/06/2012

(43) Publication Date : 16/05/2014

(54) Title of the invention : SWITCHED CAPACITOR DC-DC CONVERTER BASED DISTRIBUTED MAXIMUM POWER POINT TRACKING OF PARTIALLY SHADED PHOTOVOLTAIC ARRAYS

(51) International classification	:H02J 2/00, H02J 7/00	(71)**Name of Applicant :** **1)Indian Institute of Technology Bombay** Address of Applicant :Powai Mumbai Maharashtra India (72)**Name of Inventor :** **1)Vivek Agarwal** **2)Pradeep Kuruvilla Peter**
(31) Priority Document No	:NA	
(32) Priority Date	:NA	
(33) Name of priority country	:NA	
(86) International Application No	:NA	
Filing Date	:NA	
(87) International Publication No	: NA	
(61) Patent of Addition to Application Number	:NA	
Filing Date	:NA	
(62) Divisional to Application Number	:NA	
Filing Date	:NA	

(57) Abstract :

A method and system for implementing DMPP tracking of partially shaded/uniformly illuminated photovoltaic arrays using switched capacitor DC-DC converter is disclosed. Here, a dedicated SC converter is connected across each PV cell or PV module made of series connected PV cells wherein series connected modules make a PV string and parallel connected PV strings make up a PV array. This SC converter injects an equalization current across the PV module or PV cell so that the total current in the parallel combination of the PV module or PV cell and the corresponding SC converter is the same as the PV string current. In another implementation of DMPP tracking using SC converters, a dedicated SC converter is connected across each isolated PV module to perform MPP tracking of the respective PV module. Then all MPP tracking SC converter outputs are diode ORed to the common load.

No. of Pages : 54 No. of Claims : 21

(12) PATENT APPLICATION PUBLICATION
(21) Application No.1897/MUM/2010 A
(19) INDIA
(22) Date of filing of Application :29/12/2010
(43) Publication Date : 16/05/2014

(54) Title of the invention : A SUSTAINED RELEASE COMPOSITION HAVING THERAPEUTIC ACTIVITY AGAINST INTERSTITIAL CYSTITIS

(51) International classification	:A61K 31/00, A61K 9/22	(71)**Name of Applicant :** **1)JAJODIA VISHAL** Address of Applicant :114 MARINE CHAMBERS, 11 NEW MARINE LINES, MUMBAI 400020, Maharashtra India
(31) Priority Document No	:NA	(72)**Name of Inventor :** **1)JAJODIA VISHAL**
(32) Priority Date	:NA	
(33) Name of priority country	:NA	
(86) International Application No	:NA	
Filing Date	:NA	
(87) International Publication No	: NA	
(61) Patent of Addition to Application Number	:NA	
Filing Date	:NA	
(62) Divisional to Application Number	:NA	
Filing Date	:NA	

(57) Abstract :
The present invention relates to a novel sustained-release oral dosage form for treating interstitial cystitis comprising 300 mg of pentosan polysulfate sodium, at least one retardant and pharmaceutically acceptable excipients, wherein the dosage form provides drug release for a prolonged period of time after administration. It also relates to the use of the novel sustained-release oral dosage form for treating interstitial cystitis.

No. of Pages : 15 No. of Claims : 7

(12) PATENT APPLICATION PUBLICATION
(19) INDIA
(22) Date of filing of Application :02/07/2012
(21) Application No.1897/MUM/2012 A
(43) Publication Date : 16/05/2014

(54) Title of the invention : A CONTAINER

(51) International classification	:B65D 77/00, B65D65/38	(71)**Name of Applicant :** **1)TATA CHEMICALS LIMITED** Address of Applicant :BOMBAY HOUSE, 24 HOMI MODI STREET, MUMBAI 400001 Maharashtra India
(31) Priority Document No	:NA	
(32) Priority Date	:NA	(72)**Name of Inventor :**
(33) Name of priority country	:NA	**1)SATISH GOKHALE**
(86) International Application No	:NA	**2)AMRITA DEY**
Filing Date	:NA	**3)JIGNESH SHAH**
(87) International Publication No	:N/A	**4)UJAS DAVE**
(61) Patent of Addition to Application Number	:NA	
Filing Date	:NA	
(62) Divisional to Application Number	:NA	
Filing Date	:NA	

(57) Abstract :
The present disclosure provides a polymer container. The polymer container comprises of a base, at least two side panels each defining a bottom edge, a top edge and a pair of side edges. The side panels are connected to the base at their bottom edges, and at least two of the side panels are connected to each other along their side edges by a hollow rib such that the base and the side panels define a hollow space for receiving an article. The radius of the hollow rib is smaller than the radius of both the side panels connected by it such that the hollow rib projects outwards from the side panels. Further, at least one of the side panels connected by the hollow rib comprises of a groove between the top edge and the bottom edge, wherein the depth of the groove proximate the top edge is larger than the depth of the groove proximate the bottom edge, is disclosed.

No. of Pages : 15 No. of Claims : 10

(12) PATENT APPLICATION PUBLICATION
(21) Application No.1898/MUM/2011 A
(19) INDIA
(22) Date of filing of Application :30/06/2011
(43) Publication Date : 16/05/2014

(54) Title of the invention : A BIOSENSOR COMPRISING FUNCTIONALISED MAGNETIC NANOPARTICLES

(51) International classification :G01R33/44
(31) Priority Document No :NA
(32) Priority Date :NA
(33) Name of priority country :NA
(86) International Application No :NA
Filing Date :NA
(87) International Publication No :N/A
(61) Patent of Addition to Application Number :NA
Filing Date :NA
(62) Divisional to Application Number :NA
Filing Date :NA

(71)**Name of Applicant :**
1)INDIA INSTITUTE OF TECHNOLOGY
Address of Applicant :BOMBAY OF DEPT.OF METALLURGICAL ENGINEERING & MATERIAL SCIENCE, POWAI, MUMBAI-400 076, Maharashtra India
(72)**Name of Inventor :**
1)PROF. DIRENDARA BAHADUR
2)MR.NEERAV BAROLA
3)MS.SUDESHNA CHANDRA

(57) Abstract :
The present invention provides a method of detecting a target moiety in a sample solution, said method comprising steps of (a) contacting the solution with the modified electrode comprising PEG-arginine functionalised magnetic nanoparticles coated on a glassy carbon electrode and modified with a capture probe (b) applying voltage to the electrode of step (a) and (c) determining the current generated on the biosensor. The instant invention also pertains to the employment of impedance spectroscopy to detect a sample signal profile for a group of electrical parameters across a selected frequency range. Such parameters include charge transfer resistance, capacitance, polarization resistance or combinations thereof. The invention provides compositions and kits, for practicing the detection methods described herein using capture probes specific for detection of a particular target moiety. Kits for carrying out the detection assays of the invention typically include a probe that specifically binds to target moiety thereby immobilized on the biosensor.

No. of Pages : 50 No. of Claims : 18

(12) PATENT APPLICATION PUBLICATION
(19) INDIA
(22) Date of filing of Application :15/04/2010
(21) Application No.1240/MUM/2010 A
(43) Publication Date : 16/05/2014

(54) Title of the invention : NOVEL PROCESS FOR THE PURIFICATION OF TETRAZOLYLBENZOPYRANONES

(51) International classification	:C07D311/24 , C07D405/04
(31) Priority Document No	:NA
(32) Priority Date	:NA
(33) Name of priority country	:NA
(86) International Application No	:NA
Filing Date	:NA
(87) International Publication No	: NA
(61) Patent of Addition to Application Number	:NA
Filing Date	:NA
(62) Divisional to Application Number	:NA
Filing Date	:NA

(71)**Name of Applicant :**
1)CADILA PHARMACEUTICALS LTD
Address of Applicant :CADILA CORPORATE CAMPUS, SARKHEJ-DHOLKA ROAD, BHAT, AHMEDABAD-382 210, GUJARAT, INDIA
(72)**Name of Inventor :**
1)KHAMAR BAKULESH MAFATLAL
2)BHATT ACHYUT PRAVINBHAI
3)PARIKH SANJAY NATVARLAL
4)SHARMA ARUN OMPRAKASH
5)BAPAT UDAY RAJARAM
6)MODI INDRAVADAN AMBALAL

(57) Abstract :
The present invention relates to a novel process for the purification of prahlukast to obtain pranlukast with total impurities < 0.2%, preferably < 0.1% and without pale yellow tinge.

No. of Pages : 9 No. of Claims : 9

(12) PATENT APPLICATION PUBLICATION
(21) Application No.1381/MUM/2010 A
(19) INDIA
(22) Date of filing of Application :30/04/2010
(43) Publication Date : 16/05/2014

(54) Title of the invention : A BRAKE DISC ASSEMBLY FOR AUTOMOBILES

(51) International classification :F16D65/12,F16D55/00
(31) Priority Document No :NA
(32) Priority Date :NA
(33) Name of priority country :NA
(86) International Application No :NA
Filing Date :NA
(87) International Publication No :N/A
(61) Patent of Addition to Application Number :NA
Filing Date :NA
(62) Divisional to Application Number :NA
Filing Date :NA

(71)**Name of Applicant :**
1)TATA MOTORS LIMITED
Address of Applicant :BOMBAY HOUSE, 24 HOMI MODY STREET, HUTATMA CHOWK, MUMBAI 400 001, Maharashtra India
(72)**Name of Inventor :**
1)MR. SUNDAR KUMAR P
2)MR. SHAH ASHESH A
3)MR. ABHYANKAR UMESH L
4)MR. DEOKAR AMOL S

(57) Abstract :
The various embodiments of the present invention provide a brake disc assembly for an automobile. The brake disc assembly comprises a hub with two flanges, a first flange and a second flange. A brake disc and a wheel rim mounted on said first flange and second flange respectively by fastening means. The brake disc mounting is provided on tapped bosses of the brake disc without any additional requirement of counter sunk holes, tapping and screws. The disc brake assembly simplifies the casting and the number of machining processes reduced to manufacture the brake disc and further reduces the weight and the cost of manufacturing of the brake disc.

No. of Pages : 18 No. of Claims : 13

(12) PATENT APPLICATION PUBLICATION
(21) Application No.1959/MUM/2011 A
(19) INDIA
(22) Date of filing of Application :07/07/2011
(43) Publication Date : 16/05/2014

(54) Title of the invention : A SYSTEM AND METHOD FOR TRACKING THE MULTIPLE FACES WITH APPEARANCE MODES AND REASONING PROCESS.

(51) International classification	:G06K9/00	(71)**Name of Applicant :**
(31) Priority Document No	:NA	**1)TATA CONSULTANCY SERVICES LIMITED**
(32) Priority Date	:NA	Address of Applicant :NIRMAL BUILDING,9TH
(33) Name of priority country	:NA	FLOOR,NARIMAN POINT,MUMBAI 400021 Maharashtra
(86) International Application No	:NA	India
Filing Date	:NA	(72)**Name of Inventor :**
(87) International Publication No	:N/A	**1)GUHA PRITHWIJIT**
(61) Patent of Addition to Application Number	:NA	**2)PANDE NIPUN**
Filing Date	:NA	**3)JAIN MAYANK**
(62) Divisional to Application Number	:NA	
Filing Date	:NA	

(57) Abstract :
The present application provides a system and method for tracking the multiple faces characterized in that a reasoning process with a set of computationally simple event predicates in at least two frames of video or at least two images of image sequences, a system and method for tracking the multiple faces in video or image sequences which: do not fail to track the faces due to severe occlusion: do not fail to track the faces due to color matches with background of the image or frame of the video; and do not fail to track the faces due to isolation (unoccluded), entry/exit, reappearance and disappearance of the face.

No. of Pages : 28 No. of Claims : 12

(12) PATENT APPLICATION PUBLICATION
(19) INDIA
(22) Date of filing of Application :01/08/2012
(21) Application No.2215/MUM/2012 A
(43) Publication Date : 16/05/2014

(54) Title of the invention : AN IMPROVED PROCESS FOR THE PREPARATION OF DABIGATRAN ETEXILATE MESYLATE.

(51) International classification	:C07D 401/12, C07D213/75
(31) Priority Document No	:NA
(32) Priority Date	:NA
(33) Name of priority country	:NA
(86) International Application No	:NA
Filing Date	:NA
(87) International Publication No	: NA
(61) Patent of Addition to Application Number	:NA
Filing Date	:NA
(62) Divisional to Application Number	:NA
Filing Date	:NA

(71)**Name of Applicant :**
1)Alembic Pharmaceuticals Limited
Address of Applicant :Alembic Research Centre Alembic Pharmaceuticals Limited Alembic Road Vadodara-390003 GUJARAT, INDIA
(72)**Name of Inventor :**
1)JAYARAMAN Venkatraman
2)PATEL Samir
3)MISTRY Samir
4)TIMBADIYA Mukesh
5)PARMAR Bhupendra
6)PATEL Jignesh

(57) Abstract :
The present invention relates to an improved process for the preparation of 1-methyl-2-[N-[4-(N-n-hexyloxycarbonylamidino)phenyl]aminomethyl]benzimidazol-5-yl-carboxylicacid-N-(2-pyridyl)-N-(2-ethoxycarbonylethyl)amide methanesulfonate salt (Dabigatran etexilate mesylate). Further, the present invention provides a process for purification of Dabigatran etexilate mesylate. Further, the present invention provides provide a process for the preparation of 1-methyl -2-[N-(4-cyanophenyl)-aminomethyl]benzimidazol-5-yl-carboxylicacid-N-(2-pyridyl)-N-(2-ethoxy carbonyl ethyl)-amide of formula (VI) an intermediate of Dabigatran.

No. of Pages : 42 No. of Claims : 23

(12) PATENT APPLICATION PUBLICATION
(21) Application No.2396/MUM/2010 A
(19) INDIA
(22) Date of filing of Application :27/08/2010
(43) Publication Date : 16/05/2014

(54) Title of the invention : SITAGLIPTIN, SALTS AND POLYMORPHS THEREOF

(51) International classification :C07D487/04
(31) Priority Document No :NA
(32) Priority Date :NA
(33) Name of priority country :NA
(86) International Application No :NA
Filing Date :NA
(87) International Publication No : NA
(61) Patent of Addition to Application Number :NA
Filing Date :NA
(62) Divisional to Application Number :NA
Filing Date :NA

(71)**Name of Applicant :**
1)USV LIMITED
Address of Applicant :B.S.D.MARG, STATION ROAD, GOVANDI, MUMBAI-400 088 Maharashtra India
(72)**Name of Inventor :**
1)SATHE,DHANANJAY GOVIND
2)DAMLE, SUBHASH VISHWANATH
3)AROTE, NITIN DNYANESHWAR
4)AMBRE,RAKESH RAMCHANDRA
5)SAWANT, KAMLESH DIGAMBAR
6)NAIK, TUSHAR ANIL

(57) Abstract :
The present invention relates to an improved process for preparation of Sitagliptin or pharmaceutically acceptable salts thereof. The present invention further relates to novel polymorphs of Sitagliptin salts and process for preparation thereof.

No. of Pages : 58 No. of Claims : 19

(12) PATENT APPLICATION PUBLICATION
(19) INDIA
(22) Date of filing of Application :25/10/2012
(21) Application No.1321/MUM/2012 A
(43) Publication Date : 16/05/2014

(54) Title of the invention : METHOD AND SYSTEM FOR TRACKING OF ARTIFICIAL CLOUD

(51) International classification	:H04B7/145, A01G15/00,
(31) Priority Document No	:NA
(32) Priority Date	:NA
(33) Name of priority country	:NA
(86) International Application No	:NA
Filing Date	:NA
(87) International Publication No	:N/A
(61) Patent of Addition to Application Number	:NA
Filing Date	:NA
(62) Divisional to Application Number	:NA
Filing Date	:NA

(71)**Name of Applicant :**
1)INDIAN COUNCIL OF AGRICULTURAL RESERCH
Address of Applicant :CENTRAL INSTITUTE FOR RESEARCH ON COTTON TECHNOLOGY (CIRCOT), INDIAN COUNCIL OF AGRICULTURAL RESEARCH, DARE, GOVT. OF INDIA, ADENWALA ROAD, MATUNGA, MUMBAI 400019, Maharashtra India
(72)**Name of Inventor :**
1)DR. PRABHAT KUMAR

(57) Abstract :
Disclosed herein is construction and operation of an apparatus and artificial cloud that mimic motion of a natural cloud and method of using said apparatus for accurate determination of reaction time, speed and direction of said cloud target.

No. of Pages : 20 No. of Claims : 10

(12) PATENT APPLICATION PUBLICATION
(19) INDIA
(22) Date of filing of Application :25/10/2012
(21) Application No.1323/MUM/2012 A
(43) Publication Date : 16/05/2014

(54) Title of the invention : ANTI HAIL ROCKETS WITH EJECTABLE PYROTECHNIQUE CARTRIDGES

(51) International classification	:F42B 4/00, F42B 15/00
(31) Priority Document No	:NA
(32) Priority Date	:NA
(33) Name of priority country	:NA
(86) International Application No	:NA
Filing Date	:NA
(87) International Publication No	:N/A
(61) Patent of Addition to Application Number	:NA
Filing Date	:NA
(62) Divisional to Application Number	:NA
Filing Date	:NA

(71)**Name of Applicant :**
1)INDIAN COUNCIL OF AGRICULTURAL RESERCH
Address of Applicant :CENTRAL INSTITUTE FOR RESEARCH ON COTTON TECHNOLOGY (CIRCOT), INDIAN COUNCIL OF AGRICULTURAL RESEARCH, DARE, GOVT. OF INDIA, ADENWALA ROAD, MATUNGA, MUMBAI 400019, Maharashtra India
(72)**Name of Inventor :**
1)DR. PRABHAT KUMAR

(57) Abstract :
Disclosed herein is the construction and operation of an anti-hail rocket with ejectable pyrotechnique cartridges for cloud seeding and hail suppression purposes. Payloads, delivery mechanisms are among other features described.

No. of Pages : 28 No. of Claims : 10

(12) PATENT APPLICATION PUBLICATION
(19) INDIA
(22) Date of filing of Application :30/04/2010
(21) Application No.1392/MUM/2010 A
(43) Publication Date : 16/05/2014

(54) Title of the invention : NANOPARTICULATE IN-SITU GELS AS VITREOUS HUMOR SUBSTITUTES FOR OCULAR DISEASES

(51) International classification	:A61K31/715, A61K31/355
(31) Priority Document No	:NA
(32) Priority Date	:NA
(33) Name of priority country	:NA
(86) International Application No	:NA
Filing Date	:NA
(87) International Publication No	: NA
(61) Patent of Addition to Application Number	:NA
Filing Date	:NA
(62) Divisional to Application Number	:NA
Filing Date	:NA

(71)**Name of Applicant :**
1)Indian Institute of Technology Bombay
Address of Applicant :IIT Bombay Powai Mumbai-400076 Maharashtra India
(72)**Name of Inventor :**
1)BANERJEE Rinti
2)CARVALHO Edmund

(57) Abstract :
The present technology provides a nanoparticulate in-situ gelling vitreous substitute, which is a liquid at room temperature to aid easy administration, such as e.g. through a small needle incision, and forms a gel within the eye, which is hydrophilic in nature, similar to the natural vitreous. The vitreous substitute formulation may include a water-soluble natural or synthetic polymer and a gelling-agent which are blended together in the presence of a cross linker, to form a gel having the properties of the vitreous humor. The process of cross linking and gelation may occur in-situ. This can be achieved by dispensing to the eye, different components of the vitreous substitute in liquid state, along with the cross linking agent.

No. of Pages : 39 No. of Claims : 10

(12) PATENT APPLICATION PUBLICATION
(19) INDIA
(22) Date of filing of Application :17/07/2012
(21) Application No.2053/MUM/2012 A
(43) Publication Date : 16/05/2014

(54) Title of the invention : REWRITABLE T-SHIRT

(51) International classification	:A41D 31/00, A41D1/04
(31) Priority Document No	:NA
(32) Priority Date	:NA
(33) Name of priority country	:NA
(86) International Application No	:NA
Filing Date	:NA
(87) International Publication No	:N/A
(61) Patent of Addition to Application Number	:NA
Filing Date	:NA
(62) Divisional to Application Number	:NA
Filing Date	:NA

(71)**Name of Applicant :**
1)MR. MIRIK GOGRI
Address of Applicant :1401, ANTRIKSH TOWER, MURAR ROAD, MULUND (W), MUMBAI-400080 Maharashtra India
(72)**Name of Inventor :**
1)MR. YASHASWI VERMA
2)MR. MIRIK GOGRI
3)MR. PRABHKIRAN SINGH
4)MR. SIDDHARTH MUNOT

(57) Abstract :
The present invention describes a rewritable t-shirt having rewritable space for creating designs and slogans, which is erasable and rewritable as per the convenience of the user. Further, the rewritable space of different shapes and colors are mounted into the t-shirt structure, where the rewritable space is made of plastic. Furthermore, the designs and slogans on the rewritable space is created using any ordinary writing material more specifically marker or sketch pen, having non-permanent effect. Moreover, the designs and slogans created on the rewritable space is erased using any erasing technique and equipment like, rubbing with hand, using cloth, water, duster or any household cleaner like Colin. Additionally, the present invention gives the user liberty to change what is written on the rewritable t-shirt n times a day.

No. of Pages : 15 No. of Claims : 8

(12) PATENT APPLICATION PUBLICATION
(21) Application No.3052/MUM/2012 A
(19) INDIA
(22) Date of filing of Application :18/10/2012
(43) Publication Date : 16/05/2014

(54) Title of the invention : STEREOSPECIFIC SYNTHESIS OF NITRO OLEFIN

(51) International classification	:C07B61/00, C07B53/00, C07D311/00
(31) Priority Document No	:NA
(32) Priority Date	:NA
(33) Name of priority country	:NA
(86) International Application No	:NA
Filing Date	:NA
(87) International Publication No	: NA
(61) Patent of Addition to Application Number	:NA
Filing Date	:NA
(62) Divisional to Application Number	:NA
Filing Date	:NA

(71)**Name of Applicant :**
1)INDIAN INSTITUTE OF TECHNOLOGY
Address of Applicant :POWAI, MUMBAI 400076, Maharashtra India
(72)**Name of Inventor :**
1)PROF. DEBABRATA MAITI
2)SOHAM MAITY
3)SRIMANTA MANNA
4)SUJOY RANA

(57) Abstract :
This invention relates to a process for synthesizing a nitroolefin comprising nitrating an olefin with a nitrating agent selected from silver nitrite or ferric nitrate or tert-butyl nitrite and an oxylradical, TEMPO in the presence of dichloroethane as a solvent under conditions effective to yield the corresponding nitroolefin and a product obtained therefrom.

No. of Pages : 46 No. of Claims : 8

(12) PATENT APPLICATION PUBLICATION
(21) Application No.1043/MUM/2012 A
(19) INDIA
(22) Date of filing of Application :30/03/2012
(43) Publication Date : 16/05/2014

(54) Title of the invention : AN IMPROVED SPRING MECHANISM IN COATING MACHINE

(51) International classification :C23C8/00
(31) Priority Document No :NA
(32) Priority Date :NA
(33) Name of priority country :NA
(86) International Application No :NA
Filing Date :NA
(87) International Publication No :N/A
(61) Patent of Addition to Application Number :NA
Filing Date :NA
(62) Divisional to Application Number :NA
Filing Date :NA

(71)**Name of Applicant :**
1)CROMPTON GREAVES LIMITED
Address of Applicant :CG HOUSE, 6TH FLOOR, DR.ANNIE BESANT ROAD, WORLI, MUMBAI-400 030, Maharashtra India
(72)**Name of Inventor :**
1)SHAH SACHINKUMAR ASHOKCHANDRA
2)PATEL SAMIT SHANKARBHAI
3)RANA NAGIN CHANDUBHAI

(57) Abstract :
An improved spring mechanism with a spring with axial ends, characterized, in that, said mechanism comprising end plates at said axial ends advantageously fixed or wound in to said end plates, each of said end plates comprising lateral holes spaced apart from lateral edges of said end plate and near the operative proximal end with respect to said spring end.

No. of Pages : 15 No. of Claims : 5

(12) PATENT APPLICATION PUBLICATION
(21) Application No.2348/MUM/2012 A
(19) INDIA
(22) Date of filing of Application :13/08/2012
(43) Publication Date : 16/05/2014

(54) Title of the invention : AN IMPROVED PROCESS FOR THE PREPARATION OF BETA-KETO ESTERS OF FORMULA I.

(51) International classification	:C07C69/716, C07F3/02	(71)**Name of Applicant :**
(31) Priority Document No	:NA	**1)ARCH PHARMALABS LIMITED**
(32) Priority Date	:NA	Address of Applicant :ARCH PHARMALABS LIMITED, 541-A, ARCH HOUSE, MAROL-MAROSHI ROAD, ANDHERI(EAST),MUMBAI-400059 Maharashtra India
(33) Name of priority country	:NA	
(86) International Application No	:NA	(72)**Name of Inventor :**
Filing Date	:NA	**1)GANESH GURPUR PAI**
(87) International Publication No	:N/A	**2)SACHIN ULHAS SONAVANE**
(61) Patent of Addition to Application Number	:NA	**3)KAMLESH JAYANTILAL RANBHAN**
Filing Date	:NA	
(62) Divisional to Application Number	:NA	
Filing Date	:NA	

(57) Abstract :
The instant invention relates to an improved batch process for the preparation of formula I by cross Claisen condensation using lithium metal amine chemically represented as LiNH2 of formula II as lithium source over conventionally used n-butyl lithium, lithium diisopropylamide referred as LDA, lithium hexamethyldisilazane referred as LiHMDS. wherein R is straight or branched chain alkyl group, Represents any of hydrogen, an alkyl group of 1 to 12 branched or straight chain carbon atoms which may have a substituent, an alkenyl group of 2 to 12 carbon atoms which may have substituent, an aryl group of 6 to 12 carbon atoms which may have a substituent, an aralkyl group of 7 to 12 carbon atoms which may have a substituent, a cyano group, methylcyano group, a carboxyl group and alkoxycarbonyl group, hydroxy group, R2 is a hydroxy group or keto group, R3 is independently hydrogen, straight or branched chain alkyl group,

No. of Pages : 14 No. of Claims : 6

(12) PATENT APPLICATION PUBLICATION
(21) Application No.2781/MUM/2011 A
(19) INDIA
(22) Date of filing of Application :30/09/2011
(43) Publication Date : 16/05/2014

(54) Title of the invention : A SYSTEM AND METHOD FOR UPLOADING AND DOWNLODING DATA OVER A NETWORK

(51) International classification	:H04L 29/00
(31) Priority Document No	:NA
(32) Priority Date	:NA
(33) Name of priority country	:NA
(86) International Application No	:NA
Filing Date	:NA
(87) International Publication No	:N/A
(61) Patent of Addition to Application Number	:NA
Filing Date	:NA
(62) Divisional to Application Number	:NA
Filing Date	:NA

(71)**Name of Applicant :**
1)TATA CONSULTANCY SERVICES LIMITED
Address of Applicant :NIRMAL BUILDING,9TH FLOOR,NARIMAN POINT,MUMBAI 400021, Maharashtra India
(72)**Name of Inventor :**
1)GOKARN, PRABHATH
2)LOBO,SYLVAN
3)CHITTUR, RAVICHANDER KARTHIK
4)GORE, KUSHAL
5)WARUDKAR, DIPTEE
6)IYER, VINAYAK
7)SUNKA, PRAVEEN
8)NIGAM, APURV
9)KABRA, PRIYANKA
10)KIMBAHUNE, SANJAY
11)DOKE, PANKAJ

(57) Abstract :
The present invention relates to a system and method for uploading and downloading data over a network. The system and underlying method enables dividing large size data to several small size chunks. Such small chunks are then sent to a distant server and reconstituted again at the server side by using a simple identifier and sequence numbers. The present invention also enables resuming transfer of chunks that failed to reach the server in case the data transmission is interrupted. Further, the present invention also provides a mechanism for re-division of the data set that may not have been successfully transmitted into a plurality of data chunks each of a larger or smaller size depending on the increased or reduced available network bandwidth.

No. of Pages : 16 No. of Claims : 10

(12) PATENT APPLICATION PUBLICATION
(21) Application No.2784/MUM/2011 A
(19) INDIA
(22) Date of filing of Application :30/09/2011
(43) Publication Date : 16/05/2014

(54) Title of the invention : A METHOD AND SYSTEM FOR TELEVISION PROGRAM RECOMMENDATION

(51) International classification	:H04N 7/16
(31) Priority Document No	:NA
(32) Priority Date	:NA
(33) Name of priority country	:NA
(86) International Application No	:NA
Filing Date	:NA
(87) International Publication No	:N/A
(61) Patent of Addition to Application Number	:NA
Filing Date	:NA
(62) Divisional to Application Number	:NA
Filing Date	:NA

(71)**Name of Applicant :**
1)TATA CONSULTANCY SERVICES LIMITED
Address of Applicant :NIRMAL BUILDING,9TH FLOOR,NARIMAN POINT,MUMBAI 400021, Maharashtra India
(72)**Name of Inventor :**
1)SINHA , PRIYANKA
2)AGRAWAL, AMIT KUMAR
3)BHAUMIK, CHIRABRATA

(57) Abstract :
The application provides a method and system for automatically recommending television program to a user. The application provides a method and system for recommending related television programs while viewing video on internet based, using context of the said video. Further, the application provides a method and system for extracting electronic program guide information for all the channels available on the television and correlating them for recommending related television programs.

No. of Pages : 20 No. of Claims : 9

(12) PATENT APPLICATION PUBLICATION
(19) INDIA
(22) Date of filing of Application :29/10/2012

(21) Application No.3130/MUM/2012 A
(43) Publication Date : 16/05/2014

(54) Title of the invention : DCT BASED BLACK FRAME DETECTION USING VARYING BLOCKSIZE

(51) International classification	:H04N5/76, H04N7/26
(31) Priority Document No	:NA
(32) Priority Date	:NA
(33) Name of priority country	:NA
(86) International Application No	:NA
Filing Date	:NA
(87) International Publication No	: NA
(61) Patent of Addition to Application Number	:NA
Filing Date	:NA
(62) Divisional to Application Number	:NA
Filing Date	:NA

(71)**Name of Applicant :**
1)TEKTRONIX INC.
Address of Applicant :14200 SW KARL BRAUN DRIVE, P.O. BOX 500, BEAVERTON, OREGON 97077-0001 U.S.A.
(72)**Name of Inventor :**
1)RICKESH T N

(57) Abstract :
A video detector that detects black frames in a video includes a grayscale converter, a parser for parsing the grayscale video into a sequence of individual frames, a sub-frame parser for parsing frames of an uneven block size into two or more sub-frames, and a DCT calculator. The detector extracts a DC component or AC component, or both, of the generated DCT and then compares them against respective threshold values. The individual frames are identified as a black frame based on a comparison between the selected component and the threshold value. Methods of detecting black frames based on DC components and AC components are also described.

No. of Pages : 17 No. of Claims : 19

(12) PATENT APPLICATION PUBLICATION
(21) Application No.3273/MUM/2012 A
(19) INDIA
(22) Date of filing of Application :12/11/2012
(43) Publication Date : 16/05/2014

(54) Title of the invention : A METHOD AND SYSTEM FOR ACCURATE STRAIGHT LINE DISTANCE ESTIMATION BETWEEN TWO COMMUNICATION DEVICES

(51) International classification	:H04B17/00, G01V1/38
(31) Priority Document No	:NA
(32) Priority Date	:NA
(33) Name of priority country	:NA
(86) International Application No	:NA
Filing Date	:NA
(87) International Publication No	: NA
(61) Patent of Addition to Application Number	:NA
Filing Date	:NA
(62) Divisional to Application Number	:NA
Filing Date	:NA

(71)**Name of Applicant :**
1)TATA CONSULTANCY SERVICES LIMITED
Address of Applicant :NIRMAL BUILDING, 9TH FLOOR, NARIMAN POINT, MUMBAI 400021, Maharashtra India
(72)**Name of Inventor :**
1)GHOSE, AVIK
2)JHA, ABHINAV
3)CHAKRAVARTY, TAPAS
4)BHAUMIK, CHIRABRATA

(57) Abstract :
A method and system is provided for estimating proximity and accurately calculating the straight line distance between the communicating Bluetooth enabled portable communication devices. Particularly, the invention provides a method and system for capturing the received signal strength indicator (RSSI) values form at least one target communication device (204) by the reference communication device (202); calculating the constant values of properties of communication environment of the devices by utilizing captured received signal strength indicator (RSSI) values; and deriving accurate straight line distance between the reference communication device (202) and the target communication device (204) by utilizing calculated constant values of properties of communication environment of the devices.

No. of Pages : 34 No. of Claims : 11

(12) PATENT APPLICATION PUBLICATION
(21) Application No.3274/MUM/2012 A
(19) INDIA
(22) Date of filing of Application :12/11/2012
(43) Publication Date : 16/05/2014

(54) Title of the invention : ARC RUNNER FOR ELECTRICAL SWITCHING DEVICE

(51) International classification	:H01H9/46, H01H73/04
(31) Priority Document No	:NA
(32) Priority Date	:NA
(33) Name of priority country	:NA
(86) International Application No	:NA
Filing Date	:NA
(87) International Publication No	: NA
(61) Patent of Addition to Application Number	:NA
Filing Date	:NA
(62) Divisional to Application Number	:NA
Filing Date	:NA

(71)**Name of Applicant :**
1)LARSEN AND TOUBRO LTD.
Address of Applicant :L&T HOUSE, BALLARD ESTATE, MUMBAI-72, Maharashtra India
(72)**Name of Inventor :**
1)POTHANA SANTHOSH
2)PIYUSH S. HURKAT
3)ROHIT N. PATIL

(57) Abstract :
An arc runner arrangement for an electrical switching device is provided. The switching device has a fixed contact, and a moving contact connected to the fixed contact when the device is in ON condition, wherein an arc runner is provided on the fixed contact. The arc runner has a curved edge covering edge of the fixed contact such that the arc runner increases mobility of the arc and drags the arc towards the curved edge when the moving contact opens.

No. of Pages : 12 No. of Claims : 2

(12) PATENT APPLICATION PUBLICATION
(21) Application No.3275/MUM/2012 A
(19) INDIA
(22) Date of filing of Application :12/11/2012
(43) Publication Date : 16/05/2014

(54) Title of the invention : LOCKABLE CLOSE PUSH BUTTON (LCPB) INTERLOCK WITH TRIP PUSH BUTTON

(51) International classification	:H01H71/00, H02H11/00	(71)**Name of Applicant :**
(31) Priority Document No	:NA	**1)LARSEN AND TOUBRO LTD.**
(32) Priority Date	:NA	Address of Applicant :L&T HOUSE, BALLARD ESTATE, MUMBAI-72, Maharashtra India
(33) Name of priority country	:NA	(72)**Name of Inventor :**
(86) International Application No	:NA	**1)NITIN HANDE**
Filing Date	:NA	
(87) International Publication No	: NA	
(61) Patent of Addition to Application Number	:NA	
Filing Date	:NA	
(62) Divisional to Application Number	:NA	
Filing Date	:NA	

(57) Abstract :
An anti-tripping mechanism for electrical devices has a lockable type push switch having close button for inserting key on one surface and a threaded pin is connected on another surface of the lockable type push switch. An anti-tripping lever is mounted on the threaded pin. Tripping mechanism of the electrical device having a tripping shaft connected to trip push button is mounted near anti-tripping mechanism at a distance not exceeding the length of the anti-tripping lever. The anti-tripping lever prevents the motion of the tripping shaft when the electrical device is locked by close button. This maintains continuous supply of electricity and avoids tripping.

No. of Pages : 13 No. of Claims : 1

(12) PATENT APPLICATION PUBLICATION
(21) Application No.3277/MUM/2012 A
(19) INDIA
(22) Date of filing of Application :12/11/2012
(43) Publication Date : 16/05/2014

(54) Title of the invention : SERIES VOLTAGE REGULATOR WITH SHORT CIRCUIT PROTECTION

(51) International classification	:H02H3/00, G05F1/573
(31) Priority Document No	:NA
(32) Priority Date	:NA
(33) Name of priority country	:NA
(86) International Application No	:NA
Filing Date	:NA
(87) International Publication No	: NA
(61) Patent of Addition to Application Number	:NA
Filing Date	:NA
(62) Divisional to Application Number	:NA
Filing Date	:NA

(71)**Name of Applicant :**
1)TATA MOTORS LIMITED
Address of Applicant :Bombay House 24 Homi Mody Street Hutatma Chowk Mumbai 400 001 Maharashtra India
(72)**Name of Inventor :**
1)VAIDYA VISHWAS MANOHAR
2)SHINGATE SNEHAL
3)KALE SNEHA DHANANJAY

(57) Abstract :
Embodiments of the disclosure relates to a short circuit protection of series voltage regulator. The voltage regulator circuit comprises a transistor in series combination with a resistor to receive an input voltage and to provide an output voltage. A resistor in series combination with an opto-coupler transmitter (LED) connected to the transistor output terminal. The LED produces light output based on current flowing. A phototransistor in parallel combination with a capacitor connected across the input terminal and base terminal of the transistor. The phototransistor switches ON in responsive to the light output from the LED thereby the transistor. A zener diode is connected between the base of the transistor and the LED to provide regulated output voltage. During short circuit of output of the voltage regulator circuit the LED turns OFF and does not provide light output thereby turning OFF the photo transistor which in turn protects the transistor.

No. of Pages : 14 No. of Claims : 10

(12) PATENT APPLICATION PUBLICATION
(21) Application No.1206/MUM/2012 A
(19) INDIA
(22) Date of filing of Application :13/06/2012
(43) Publication Date : 16/05/2014

(54) Title of the invention : INTERACTIVE METHOD FOR TAGGING INPUT DATA SUCH THAT IT IS PREFERENTIALLY RECEIVED WITHIN A PARTICULAR DOMAIN

(51) International classification	:G06F3/048, G06F17/30
(31) Priority Document No	:NA
(32) Priority Date	:NA
(33) Name of priority country	:NA
(86) International Application No	:NA
Filing Date	:NA
(87) International Publication No	:N/A
(61) Patent of Addition to Application Number	:NA
Filing Date	:NA
(62) Divisional to Application Number	:NA
Filing Date	:NA

(71)**Name of Applicant :**
1)MS. VAIDYA, NEENA
Address of Applicant :10 TYTAN, DUBASH LANE, NAPEAN SEA ROAD, MUMBAI-400036, Maharashtra India
(72)**Name of Inventor :**
1)MR. VAIDYA, DEVKUMAR
2)MR. BIJOOR, ASHUTOSH

(57) Abstract :
The present invention relates to an interactive method for tagging input data in an online social networking environment and more particularly to the field of providing selective access to such data based on an interactive model involving a mix of role based access controls and discretionary access controls thereby bringing out a process for implementing a private conversation during a multi-party communications session wherein such process includes transmitting a private and/or whispered request to a network server from a requester where such request includes a visible recipient and the requester and recipient are participants in a multi-party communication and the conversation process.

No. of Pages : 8 No. of Claims : 3

(12) PATENT APPLICATION PUBLICATION
(21) Application No.2078/MUM/2011 A
(19) INDIA
(22) Date of filing of Application :21/07/2011
(43) Publication Date : 16/05/2014

(54) Title of the invention : FCC CATALYST ADDITIVE AND A METHOD FOR THE PREPARATION

(51) International classification	:B01J8/00, B01J8/24, C10G11/18
(31) Priority Document No	:NA
(32) Priority Date	:NA
(33) Name of priority country	:NA
(86) International Application No	:NA
Filing Date	:NA
(87) International Publication No	:N/A
(61) Patent of Addition to Application Number	:NA
Filing Date	:NA
(62) Divisional to Application Number	:NA
Filing Date	:NA

(71)**Name of Applicant :**
1)RELIANCE INDUSTRIES LIMITED
Address of Applicant :3RD FLOOR MAKER CHAMBER-IV 222, NARIMAN POINT MUMBAI-400021, Maharashtra India
(72)**Name of Inventor :**
1)GOPAL RAVICHANDRAN
2)PRAVEEN KUMAR CHINTHALA
3)TEJAS DOSHI
4)ARUN KUMAR D
5)AMIT GOHEL
6)SUKUMAR MANDAL
7)ASIT KUMAR DAS
8)SRIKANTA DINDA
9)AMITKUMAR PAREKH

(57) Abstract :
The present invention relates to a Fluid Catalytic Cracking (FCC) additive preparation process and composition, which has high efficiency in the production of light olefins C2, C3 and C4 hydrocarbons, specifically propylene. The present invention discloses the stabilization of medium pore zeolite specifically ZSM-5 using optimum phosphate salts at a pH in the range 7-9 with synergetic combination of silica rich binder to produce FCC additive having excellent stability under severe hydrothermal conditions.

No. of Pages : 46 No. of Claims : 23

(12) PATENT APPLICATION PUBLICATION
(19) INDIA
(22) Date of filing of Application :19/10/2012
(21) Application No.3067/MUM/2012 A
(43) Publication Date : 16/05/2014

(54) Title of the invention : BUMPER STOPPER FOR A SHOCK ABSORBER

(51) International classification	:B60G11/22, F16F1/373
(31) Priority Document No	:NA
(32) Priority Date	:NA
(33) Name of priority country	:NA
(86) International Application No	:NA
Filing Date	:NA
(87) International Publication No	: NA
(61) Patent of Addition to Application Number	:NA
Filing Date	:NA
(62) Divisional to Application Number	:NA
Filing Date	:NA

(71)**Name of Applicant :**
1)HEO Yong-Hoon
Address of Applicant :1416-1703 Castle Gold Park Hwanggeum-dong Suseong-gu DAEGU 706-934 Republic of Korea.
2)KIM Young-Chun
(72)**Name of Inventor :**
1)HEO Yong-Hoon
2)KIM Young-Chun

(57) Abstract :
Disclosed is a bumper stopper which can minimize the environmental load by reducing the manufacturing cost and also enabling the recycle after the use. A shock absorber for a bump stopper includes a plurality of corrugated projection 12 and corrugated groove 13 which is formed in equal interval around outside of an elastic synthetic resin body 11 having a thickness of 1.5mm5mm; a locking member 14 formed to mount the shock absorber on the top of the body 11; a through hole 15 formed inside the locking member 14; a leading hole 17 formed to lead cylinder lot L in the central part of a shock absorbing plate 16 forming the lower side of the body 11; a wedge hanging projection 14a formed in the locking member 14 of the body; and an O-ring shock absorbing member T to ease the impact applied to a bent part R in contraction of a body 11, in a ＜ or ＞-type bent part R.

No. of Pages : 23 No. of Claims : 2

(12) PATENT APPLICATION PUBLICATION
(19) INDIA
(22) Date of filing of Application :12/11/2012
(21) Application No.3279/MUM/2012 A
(43) Publication Date : 16/05/2014

(54) Title of the invention : A NOVEL PROCESS FOR THE PREPARATION OF CYTIDINE 5' -DIPHOSPHATE CHOLINE AND ITS MONOSODIUM SALT

(51) International classification	:A61K31/7068, C12P19/30	(71)**Name of Applicant :**
(31) Priority Document No	:NA	**1)HERBERT BROWN PHARMACEUTICAL & RESEARCH LABORATORIES**
(32) Priority Date	:NA	Address of Applicant :W-256/257/258A, M.I.D.C. PHASE II, SHIVAJI UDYOG NAGAR, DOMBIVLI (E)-421203, DISTRICT- THANE, Maharashtra India
(33) Name of priority country	:NA	
(86) International Application No	:NA	
Filing Date	:NA	(72)**Name of Inventor :**
(87) International Publication No	: NA	**1)GUND, VITTHAL GENBHAU**
(61) Patent of Addition to Application Number	:NA	**2)SHINGOTE, SANTOSH SHIVAJI**
Filing Date	:NA	**3)KULKARNI, PRASAD RAMAKANT**
(62) Divisional to Application Number	:NA	**4)ZAWARE, NAVNATH RAMDAS**
Filing Date	:NA	

(57) Abstract :
The present invention relates to a novel process for the preparation of Cytidine 5-diphosphate choline and its monosodium salt without using ion exchange resin for purification. More particularly, the present invention relates to a novel process for the preparation of monosodium salt of CDP-choline, avoiding use of ion exchange resin for purification, comprising steps of reacting cytidine 5-monophosphate with morpholine in presence of dicyclohexylcarbodiimide in methanol to obtain cytidine 5-monophosphate morpholidate; condensing cytidine 5-monophosphate morpholidate with phosphorylcholine chloride calcium salt in methanol in presence of hydrochloric acid; recovering methanol to obtain thick semisolid mass of CDP-choline; dissolving or suspending thick semisolid mass in water, optionally followed by filtration; removing calcium from the solution in form of calcium salt, subjecting clear solution to nanofilteration and charcoalization; concentrating the solution; optionally converting CDP-choline in concentrated solution into its monosodium salt and isolating thus formed monosodium salt of CDP-choline by adding organic solvent selected from a group consisting of alcohol, ketone or mixture thereof.

No. of Pages : 33 No. of Claims : 11

(12) PATENT APPLICATION PUBLICATION
(21) Application No.2050/MUM/2011 A
(19) INDIA
(22) Date of filing of Application :19/07/2011
(43) Publication Date : 16/05/2014

(54) Title of the invention : METHOD AND APPARATUS FOR END-END COMMUNICATION AND INTERDOMAIN ROUTING IN OMNIPRESENT ETHERNET NETWORKS WITH AN OPTION TO MIGRATE TO MPLS-TP

(51) International classification :H04L12/56
(31) Priority Document No :NA
(32) Priority Date :NA
(33) Name of priority country :NA
(86) International Application No :NA
Filing Date :NA
(87) International Publication No :N/A
(61) Patent of Addition to Application Number :NA
Filing Date :NA
(62) Divisional to Application Number :NA
Filing Date :NA

(71)**Name of Applicant :**
1)INDIAN INSTITUTE OF TECHNOLOGY,BOMBAY
Address of Applicant :POWAI,MUMBAI 400076, Maharashtra India
(72)**Name of Inventor :**
1)GUMASTE ASHWIN

(57) Abstract :
Systems and techniques for processing and forwarding packets are described. Specifically, some embodiments can include a receiving mechanism, a determining mechanism, a generating mechanism, and a sending mechanism. The receiving mechanism can be configured to receive a first packet that is to be routed from a first node in a first Autonomous System (AS) to a second node in a second AS. The determining mechanism can be configured to determine a set of bits that encodes a route in an n-ary tree that includes the first node and a root node in the first AS. The generating mechanism can be configured to generate, based on the first packet, a second packet that includes the set of bits and an identifier associated with the second AS. The sending mechanism can be configured to send the second packet.

No. of Pages : 71 No. of Claims : 22

(12) PATENT APPLICATION PUBLICATION
(19) INDIA
(22) Date of filing of Application :01/08/2012
(21) Application No.2221/MUM/2012 A
(43) Publication Date : 16/05/2014

(54) Title of the invention : PROCESS FOR PREPARATION OF N-[2-(7-METHOXY-1-NAPHTHYL)ETHYL]ACETAMIDE

(51) International classification	:C07C217/74, C07C233/18
(31) Priority Document No	:NA
(32) Priority Date	:NA
(33) Name of priority country	:NA
(86) International Application No	:NA
Filing Date	:NA
(87) International Publication No	:N/A
(61) Patent of Addition to Application Number	:NA
Filing Date	:NA
(62) Divisional to Application Number	:NA
Filing Date	:NA

(71)**Name of Applicant :**
1)CADILA HEALTHCARE LMITED
Address of Applicant :CADILA HEALTHCARE LMITED, PLOT NO.26 TO 29 & 31, DABHASA- UMARAYA ROAD, VILL.DABHASA 391440 TAL. PADRA, DIST.VADODARA, GUJARAT, INDIA
(72)**Name of Inventor :**
1)DWIVEDI SHRIPRAKASH DHAR
2)PRASAD ASHOK
3)SHAH NIRAJ SHYAMLAL
4)PATEL MAYUR RAMNIKBHAI

(57) Abstract :
The present invention provides an improved process for preparation of N-[2-(7-methoxy-l -naphthethyl] acetamide (agomelatine) comprising the steps of : a) reacting 2-(7-methoxynaphthalen-1-yl) acetamide in a suitable organic solvent and a dehydrating agent to obtain 2-(7-methoxynaphthalen-1-yl)acetonitrile b) reacting 2-(7-methoxynaphthalen-1-yl)acetonitrile in a suitable organic solvent and a reducing agent to obtain 2-(7-methoxynaphthalen-1-yl)ethanamine; and c) acetylating 2-(7-methoxynaphthalen-1-yl)ethanamine) using acetyl chloride in presence of base and organic solvent to obtain agomelatine .

No. of Pages : 19 No. of Claims : 10

(12) PATENT APPLICATION PUBLICATION
(19) INDIA
(22) Date of filing of Application :15/10/2010
(21) Application No.2866/MUM/2010 A
(43) Publication Date : 16/05/2014

(54) Title of the invention : A MEDICINAL FUSIDIC ACID CREAM MADE USING SODIUM FUSIDATE AND INCORPORATING A BIOPOLYMER AND A CORTICOSTEROID, AND A PROCESS T0 MAKE IT

(51) International classification	:A61K31/573, A61P31/04
(31) Priority Document No	:NA
(32) Priority Date	:NA
(33) Name of priority country	:NA
(86) International Application No	:NA
Filing Date	:NA
(87) International Publication No	:N/A
(61) Patent of Addition to Application Number	:NA
Filing Date	:NA
(62) Divisional to Application Number	:NA
Filing Date	:NA

(71)**Name of Applicant :**
1)MR. SULUR, SUBRAMANIAM VANANGAMUDI
Address of Applicant :NO. 29,VGP LAYOUT, 4TH ROAD, INJAMBAKKAM, CHENNAI - 600 041, TAMIL NADU STATE, INDIA
(72)**Name of Inventor :**
1)MR. SULUR, SUBRAMANIAM VANANGAMUDI
2)MR.SRINIVASAN, MADHAVAN
3)MR. CHULLIEL NEELAKANDAN NARAYANAN
4)MR. K. SENTHILKUMAR

(57) Abstract :
The present invention is directed to a medicinal composition for treating skin inflammations, bacterial skin infections and related wounds, and also other skin wounds including those caused by burns. The cream also causes skin rejuvenation through an epithelisation process. The cream comprises: a) a biopolymer in the form of Chitosan, b) Active Pharmaceutical Ingredients (APIs), in the form of fusidic acid that has been generated in situ from sodium fusidate & Hydrocortisone acetate, c) a cream base containing primary and secondary emulsifiers, waxy materials, co-solvents, acids, preservatives, buffering agents, anti oxidants, chelating agents, and humectants, and d) water. The invention also discloses a process to make medicinal cream containing Fusidic acid formed in situ from Sodium Fusidate by converting it into Fusidic acid under oxygen-free environment created using inert gas. The cream has greater shelf-life and the finer particle size of the API than the conventional creams containing Fusidic acid.

No. of Pages : 85 No. of Claims : 16

(12) PATENT APPLICATION PUBLICATION
(21) Application No.3464/MUM/2011 A
(19) INDIA
(22) Date of filing of Application :09/12/2011
(43) Publication Date : 16/05/2014

(54) Title of the invention : SELF OSCILLATING DRIVER (SOD) FOR VARIOUS INDUCTION HEATING SYSTEM (IHS).

(51) International classification :H03F1/00
(31) Priority Document No :NA
(32) Priority Date :NA
(33) Name of priority country :NA
(86) International Application No :NA
Filing Date :NA
(87) International Publication No :N/A
(61) Patent of Addition to Application Number :NA
Filing Date :NA
(62) Divisional to Application Number :NA
Filing Date :NA

(71)**Name of Applicant :**
1)PRATIP PATEL
Address of Applicant :PO BOX 25, IN PARA OPP. AMBAJI TEMPLE PO: CHIKHODRA, PIN - 388 320, DIST: ANAND, GUJARAT, INDIA
2)YAGNESH SHUKLA
(72)**Name of Inventor :**
1)PRATIP PATEL
2)YAGNESH SHUKLA

(57) Abstract :
In the present era when society is using and enjoying the modern upgraded technologies then without paying any extra cost and with the help of the present invention. Thus the novel invention is a technology based on the electromagnetic induction current based heat energy processing appliances using high frequency power conversion circuits have attracted special interest for consumer food cooking, digital ballast etc. and processing applications and novel type of a HFI, which converts utility frequency AC power into high frequency AC power. The present invention is also an alternative or substitute of the present electromagnetic induction current based heat energy processing appliances using high frequency power conversion circuits which is cost effective IHES cooking, digital ballast appliances using high frequency inverter topologies have some advantageous points such as energy saving, clean environment, rapid heating process, easiness of temperature control and reduce the switching voltage in the parallel inverter.

No. of Pages : 34 No. of Claims : 7

(12) PATENT APPLICATION PUBLICATION
(21) Application No.1205/MUM/2012 A
(19) INDIA
(22) Date of filing of Application :13/06/2012
(43) Publication Date : 16/05/2014

(54) Title of the invention : A DATA ACCESS CONTROL SYSTEM ON A STORAGE NETWORK AND A METHOD OF IMPLEMENTING THE SAME

(51) International classification	:G06F17/30, G06F17/00
(31) Priority Document No	:NA
(32) Priority Date	:NA
(33) Name of priority country	:NA
(86) International Application No	:NA
Filing Date	:NA
(87) International Publication No	:N/A
(61) Patent of Addition to Application Number	:NA
Filing Date	:NA
(62) Divisional to Application Number	:NA
Filing Date	:NA

(71)**Name of Applicant :**
1)MS. VAIDYA, NEENA
Address of Applicant :10 TYTAN, DUBASH LANE, NAPEAN SEA ROAD, MUMBAI-400036, Maharashtra India
(72)**Name of Inventor :**
1)MR. VAIDYA, DEVKUMAR
2)MR. BIJOOR, ASHUTOSH

(57) Abstract :
An interactive access control mechanism for providing selective access to data stored on the storage network by a dynamic determination of access control checks wherein the authorization is dynamically assigned by the owner of the resource to users in the presence of an owner

No. of Pages : 22 No. of Claims : 1

(12) PATENT APPLICATION PUBLICATION
(21) Application No.252/MUM/2010 A
(19) INDIA
(22) Date of filing of Application :02/08/2010
(43) Publication Date : 16/05/2014

(54) Title of the invention : A MEDICINAL FUSIDIC ACID CREAM MADE USING SODIUM FUSIDATE AND INCORPORATING A BIOPOLYMER, A CORTICOSTEROID-CLOBETASOL PROPIONATE, AND AN ANTIFUNGAL AGENT - TERBINAFINE HYDROCHLORIDE, AND A PROCESS TO MAKE IT

(51) International classification	:A61K31/57, A61K31/575, A61K47/36
(31) Priority Document No	:NA
(32) Priority Date	:NA
(33) Name of priority country	:NA
(86) International Application No	:NA
Filing Date	:NA
(87) International Publication No	: NA
(61) Patent of Addition to Application Number	:NA
Filing Date	:NA
(62) Divisional to Application Number	:NA
Filing Date	:NA

(71)**Name of Applicant :**
1)SULUR,SUBRAMANIAM VANANGAMUDI
Address of Applicant :NO:29,VGP LAYOUT,4TH ROAD, INJAMBAKKAM,CHENNAI-600 041, TAMIL NADU STATE, INDIA
(72)**Name of Inventor :**
1)SULUR,SUBRAMANIAM VANANGAMUDI
2)SRINIVASAN,MADHAVAN
3)CHULLIEL,NEELAKANDAN NARAYANAN
4)KAUSIK GHOSH

(57) Abstract :
A Medicinal Fusidic Acid Cream Made Using Sodium Fusidate And Incorporating a Biopolymer a Corticosteroid - Clobetasol Propionate And an Antifungal Agent - Terbinafine Hydrochloride, And a Process To Make It The present invention is directed to a medicinal composition for treating skin inflammations, fungal/bacterial skin infections and related wounds, and also other skin wounds including those caused by burns. The cream also causes skin rejuvenation through an epithelisation process. The cream comprises Chitosan. Clobetasol Propionate, Terbinafine Hydrochloride and Fusidic acid. The invention also discloses a process to make the medicinal cream containing Fusidic Acid which is formed in situ from Sodium Fusidate as the starting raw material, wherein Sodium Fusidate is converted into Fusidic Acid under oxygen-free environment created using inert gas, preferably nitrogen, and Chitosan. The cream produced by the process of the present invention has greater shelf-life stability and the finer particle size of the API than the conventional creams containing Fusidic Acid. The cream produced by the process of the present invention contains Fusidic Acid as the API that has been formed in situ from Sodium Fusidate, Clobetasol Propionate and Terbinaflne Hydrochloride in a cream base comprising a preservative, an acid, a co-solvent, an emulsifler and a waxy material along with water, preferably purified water.

No. of Pages : 95 No. of Claims : 16

(12) PATENT APPLICATION PUBLICATION
(21) Application No.2639/MUM/2010 A
(19) INDIA
(22) Date of filing of Application :23/09/2010
(43) Publication Date : 16/05/2014

(54) Title of the invention : LIGHT SENSITIVE AGC CONTROLLER STREET LAMP

(51) International classification	:H05B37/02, H05B 35/00
(31) Priority Document No	:NA
(32) Priority Date	:NA
(33) Name of priority country	:NA
(86) International Application No	:NA
Filing Date	:NA
(87) International Publication No	:N/A
(61) Patent of Addition to Application Number	:NA
Filing Date	:NA
(62) Divisional to Application Number	:NA
Filing Date	:NA

(71)**Name of Applicant :**
1)NIVRUTTI SHIVARAM PATIL
Address of Applicant :AT POST DHAMANE, TALUKA AJARA, DIST-KOLHAPUR 416 220. Maharashtra India
(72)**Name of Inventor :**
1)NIVRUTTI SHIVARAM PATIL

(57) Abstract :
In this system there is a photo effective detector IC This IC works as a AGC controller. It is a street light system which is initiated with the focus of sunlight and switches on or off for twenty four hours automatically. This invention is simple and reliable with automatic operation that saves hundred percent electric energy.

No. of Pages : 10 No. of Claims : 2

(12) PATENT APPLICATION PUBLICATION
(19) INDIA
(22) Date of filing of Application :24/12/2010
(21) Application No.3521/MUM/2010 A
(43) Publication Date : 16/05/2014

(54) Title of the invention : FLOCCULATION PROCESS AND DEVICE

(51) International classification	:C02F1/52, B01D21/00
(31) Priority Document No	:NA
(32) Priority Date	:NA
(33) Name of priority country	:NA
(86) International Application No	:NA
Filing Date	:NA
(87) International Publication No	: NA
(61) Patent of Addition to Application Number	:NA
Filing Date	:NA
(62) Divisional to Application Number	:NA
Filing Date	:NA

(71)**Name of Applicant :**
1)HINDUSTAN UNILEVER LIMITED
Address of Applicant :UNILEVER HOUSE, B.D. SAWANT MARG, CHAKALA, ANDHERI EAST, MUMBAI - 400 099, Maharashtra India
(72)**Name of Inventor :**
1)BISWAS SARMISTHA
2)CHATTERJEE DEBOSREE
3)GARG RAJIV KUMAR
4)SHRESTH RUDRA SAURABH
5)THIRUMENI DHANALAKSHMI

(57) Abstract :
The present invention is in the field of laundry processes and devices. In particular the invention relates to the saving of water. It is an object of the present invention to reduce the water consumption in conventional washing methods, especially machine washing methods. It is found that the continuous pH controlled sequential dosing of an electrolyte, followed by dosing of a polymer and a solid liquid separation step during a full wash cycle of a washing machine, provides continuous clarification of the wash liquor and enables the continuous reuse of the water during said wash cycle.

No. of Pages : 21 No. of Claims : 6

(12) PATENT APPLICATION PUBLICATION
(21) Application No.2258/MUM/2012 A
(19) INDIA
(22) Date of filing of Application :07/08/2012
(43) Publication Date : 16/05/2014

(54) Title of the invention : AN IMPROVED PROCESS FOR THE PREPARATION OF DEXMETHYLPHENIDATE HYDROCHLORIDE

(51) International classification :C07D211/34
(31) Priority Document No :NA
(32) Priority Date :NA
(33) Name of priority country :NA
(86) International Application No :NA
Filing Date :NA
(87) International Publication No :N/A
(61) Patent of Addition to Application Number :NA
Filing Date :NA
(62) Divisional to Application Number :NA
Filing Date :NA

(71)**Name of Applicant :**
1)ZCL CHEMICALS LIMITED
Address of Applicant :'A'-806/807,215 ATRIUM, CHAKALA, ANDHERI(EAST), MUMBAI-400 059, Maharashtra India
(72)**Name of Inventor :**
1)AGARWAL NAND LAL
2)BHAVSAR RAHUL ARUNBHAI
3)PATHAK KUNAL KAMLESHBHAI

(57) Abstract :
The present invention relates to an improved process for the preparation of Dexmethylphenidate hydrochloride of formula (A). More particularly, the present invention relates to an improved process for the preparation of Dexmethylphenidate hydrochloride of formula (A) and its intermediate d-threo ritalinic acid hydrochloride of formula (III).

No. of Pages : 19 No. of Claims : 24

(12) PATENT APPLICATION PUBLICATION
(19) INDIA
(22) Date of filing of Application :14/09/2010
(21) Application No.2536/MUM/2010 A
(43) Publication Date : 16/05/2014

(54) Title of the invention : A MATERIAL AND PROCESS OF MANUFACTURING LUGGAGE CASES

(51) International classification	:A45C5/14, A45C7/00
(31) Priority Document No	:NA
(32) Priority Date	:NA
(33) Name of priority country	:NA
(86) International Application No	:NA
Filing Date	:NA
(87) International Publication No	: NA
(61) Patent of Addition to Application Number	:NA
Filing Date	:NA
(62) Divisional to Application Number	:NA
Filing Date	:NA

(71)**Name of Applicant :**
1)VIP INDUSTRIES LIMITED
Address of Applicant :78 A MIDC ESTATE, SATPUR, NASHIK 422 007, Maharashtra India
(72)**Name of Inventor :**
1)ASHISH KUMAR SAHA

(57) Abstract :
A Material And Process Of Manufacturing Luggage Cases The invention relates to novel modified polypropylene compositions, especially for luggage case applications. More particularly, the invention relates the blend of PP and elastomer which are compatible to polypropylene are heated to melt in the injection moulding unit barrel. The melted material of the blend bonds together in the predetermined proportion of PP - 60 to 90% and Elastomer which are compatible to Polypropylene - 40 to 10% depending on the product design & structure (For example - Engage , Ethyl vinyl acetate (EVA) etc. to give a single material type with molecular continuity . In short, the material properties are enhanced through molecular properties of each polymer , resulting in manufacture of luggage case as No break. [This modified polypropylene composition for a luggage case is henceforth called as K-PP]. It also relates to manufacturing of various luggage cases from the said material.

No. of Pages : 24 No. of Claims : 10

(12) PATENT APPLICATION PUBLICATION
(19) INDIA
(22) Date of filing of Application :19/09/2011
(21) Application No.2654/MUM/2011 A
(43) Publication Date : 16/05/2014

(54) Title of the invention : AN IMPROVED PROCESS FOR THE PREPARATION OF CRYSTALLINE LINEZOLID.

(51) International classification	:A61K 31/421,C07D 263/00
(31) Priority Document No	:NA
(32) Priority Date	:NA
(33) Name of priority country	:NA
(86) International Application No	:NA
Filing Date	:NA
(87) International Publication No	:N/A
(61) Patent of Addition to Application Number	:NA
Filing Date	:NA
(62) Divisional to Application Number	:NA
Filing Date	:NA

(71)**Name of Applicant :**
1)CADILA HEALTHCARE LIMITED
Address of Applicant :CADILA HEALTHCARE LIMITED PLOT NO.26-29 & 31, DABHASA-UMARAYA ROAD, VILL. DABHASA-391 440, TAL. PADRA, DIST. VADODARA, GUJARAT, INDIA.
(72)**Name of Inventor :**
1)DWIVEDI SHRIPRAKASH DHAR
2)PRASAD ASHOK
3)JAIN KULDEEP NATWARLAL

(57) Abstract :
The present invention discloses a stable crystalline Form-I of linezolid and processes for preparation thereof.

No. of Pages : 28 No. of Claims : 31

(12) PATENT APPLICATION PUBLICATION
(21) Application No.2778/MUM/2011 A
(19) INDIA
(22) Date of filing of Application :30/09/2011
(43) Publication Date : 16/05/2014

(54) Title of the invention : SULPHUR REDUCTION CATALYST ADDITIVE COMPOSITION IN FLUID CATALYTIC CRACKING AND METHOD OF PREPARATION THEREOF

(51) International classification	:B01J 21/16	(71)**Name of Applicant :**
(31) Priority Document No	:NA	**1)BHARAT PETROLEUM CORPORATION LIMITED**
(32) Priority Date	:NA	Address of Applicant :BHARAT BHAWAN,4&6 CURRIMBHOY ROAD,BALLARD ESTATE,MUMBAI-400 001, Maharashtra India
(33) Name of priority country	:NA	
(86) International Application No	:NA	(72)**Name of Inventor :**
Filing Date	:NA	**1)GOKAK, DATTATRAYA TAMMANNASHASTRI**
(87) International Publication No	:N/A	**2)THOTA, CHIRANJEEVI**
(61) Patent of Addition to Application Number	:NA	**3)RAI, PRAGYA**
Filing Date	:NA	**4)JOSE,N.**
(62) Divisional to Application Number	:NA	**5)VISWANATHAN,P.S.**
Filing Date	:NA	

(57) Abstract :
The present invention relates to sulphur reduction catalyst additive composition comprising an inorganic porous support incorporated with metals; an alumino silicate or zeolite component; an alumina component and clay. More particularly the present invention relates to sulphur reduction catalyst additive composition comprising refinery spent catalyst as support. The primary sulphur reduction catalyst additive component of the catalyst composition contains metals of Period III or IV of the Periodic Table, preferably Zinc or Magnesium or combination thereof or one of the transition metals along with other metals.

No. of Pages : 28 No. of Claims : 20

(12) PATENT APPLICATION PUBLICATION
(19) INDIA
(22) Date of filing of Application :28/12/2010
(21) Application No.3556/MUM/2010 A
(43) Publication Date : 16/05/2014

(54) Title of the invention : PCSK9 ANTAGONISTS

(51) International classification	:C07D417/14, C07D405/14
(31) Priority Document No	:NA
(32) Priority Date	:NA
(33) Name of priority country	:NA
(86) International Application No	:NA
Filing Date	:NA
(87) International Publication No	: NA
(61) Patent of Addition to Application Number	:NA
Filing Date	:NA
(62) Divisional to Application Number	:NA
Filing Date	:NA

(71)**Name of Applicant :**
1)CADILA HEALTHCARE LIMITED
Address of Applicant :ZYDUS TOWER, SATELLITE CROSS ROAD, AHMEDABAD - 380 015, GUJARAT, INDIA.
(72)**Name of Inventor :**
1)PINGALI, HARIKISHOR
2)PANDYA, VRAJESH
3)MAKADIA, PANKAJ
4)KALAPATAPU, SAIRAM

(57) Abstract :
The present invention relates to compounds of the general formula (I), their tautomeric forms, their stereoisomers, their pharmaceutically acceptable salts, pharmaceutical compositions containing them, methods for their preparation, use of these compounds in medicine and the intermediates involved in their preparation The present invention is directed towards compounds which can be used to treat diseases such as Hyperlipidemia and also have a beneficial effect on cholesterol.

No. of Pages : 58 No. of Claims : 18

(12) PATENT APPLICATION PUBLICATION
(21) Application No.1009/MUM/2012 A
(19) INDIA
(22) Date of filing of Application :30/03/2012
(43) Publication Date : 16/05/2014

(54) Title of the invention : AN IMPROVED THREE-PHASE DISCONNECTOR

(51) International classification :H01H35/10
(31) Priority Document No :NA
(32) Priority Date :NA
(33) Name of priority country :NA
(86) International Application No :NA
Filing Date :NA
(87) International Publication No :N/A
(61) Patent of Addition to Application Number :NA
Filing Date :NA
(62) Divisional to Application Number :NA
Filing Date :NA

(71)**Name of Applicant :**
1)CROMPTON GREAVES LIMITED
Address of Applicant :CG HOUSE, 6TH FLOOR, DR. ANNIE BESANT ROAD, WORLI, MUMBAI 400 030, Maharashtra India
(72)**Name of Inventor :**
1)KERSSEBEECK BERT LEONARD
2)HAMMEL EAMONN BRENDAN
3)MULCAHY EAMONN JOSEPH
4)VAN SCHEVENSTEEN RAYMOND
5)BOETS RENE

(57) Abstract :
An improved three-phase disconnector, said disconnector comprises: three horizontally mounted current limiting fuses, each of said fuses individually being connected to one phase of a three-phase power supply line and further comprising three corresponding striker pins adapted to axially move in an operative first direction upon detection of an overcurrent fault; three sliding contacts coupled to said three striker pins, correspondingly, each of said sliding contacts adapted to axially slide in said first direction upon activation of said corresponding striker pin; three stationary contacts placed substantially collinear to said three sliding contacts; correspondingly, in a spaced apart manner and adapted to be partially overlapping in its non-operative state and further adapted to be more than said partially overlapping in its operative state; winding wires being placed in between said sliding contacts and said stationary contacts such that a single wire (one per each phase) is passed through said spaced-apart region between a corresponding sliding contact and a corresponding stationary contact; spring loaded plungers adapted to receive said winding wires, correspondingly; and vertical insulation tubes adapted to receive said spring loaded plungers when they fall down once said winding wires are cut by said contacts.

No. of Pages : 24 No. of Claims : 16

(12) PATENT APPLICATION PUBLICATION
(21) Application No.1664/MUM/2012 A
(19) INDIA
(22) Date of filing of Application :06/06/2012
(43) Publication Date : 16/05/2014

(54) Title of the invention : NEXT GENERATION DISTRIBUTED CELLULAR NETWORKS IP ARCHITECTURE

(51) International classification	:H04L 12/66, H04L 12/749	(71)**Name of Applicant :** **1)Indian Institute of Technology Bombay** Address of Applicant :Powai Mumbai Maharashtra India (72)**Name of Inventor :**
(31) Priority Document No	:NA	**1)Tendolkar Gaurav Narendra**
(32) Priority Date	:NA	**2)Gaurav Varshney**
(33) Name of priority country	:NA	**3)Rathod Punit Ashok**
(86) International Application No	:NA	**4)Abhay Karandikar**
Filing Date	:NA	
(87) International Publication No	: NA	
(61) Patent of Addition to Application Number	:NA	
Filing Date	:NA	
(62) Divisional to Application Number	:NA	
Filing Date	:NA	

(57) Abstract :
The embodiments disclosed herein relate to a method and system that provides an IP based Distributed Cellular Architecture which overlays low-power pico-BS infrastructure on the currently deployed high power macro-BS cells. The method exploits benefits of smaller cell sizes, ad-hoc deployment and distributed routing to achieve an overall gain in throughput while reducing operational and maintenance costs. In this network, a user is associated with a pico-BS most of the time so it takes considerable load of the macro-BS allowing the system to serve more number of users. The system is scalable with respect to traffic load and the architecture is completely packet switched, when the number of active users is less and the remaining users experience a higher throughput. The method increases the bandwidth efficiency compared to a circuit switched network and also proposes a Handoff management mechanism with zero packet loss and low latency.

No. of Pages : 47 No. of Claims : 28

(12) PATENT APPLICATION PUBLICATION
(21) Application No.3384/MUM/2010 A
(19) INDIA
(22) Date of filing of Application :14/06/2011
(43) Publication Date : 16/05/2014

(54) Title of the invention : GUN MAGAZINE LOADER

(51) International classification	:F42B 39/06
(31) Priority Document No	:NA
(32) Priority Date	:NA
(33) Name of priority country	:NA
(86) International Application No	:NA
Filing Date	:NA
(87) International Publication No	: NA
(61) Patent of Addition to Application Number	:NA
Filing Date	:NA
(62) Divisional to Application Number	:NA
Filing Date	:NA

(71)**Name of Applicant :**
1)LATKAR AMIT BAPUSAHEB,
Address of Applicant :FLAT NO.13, SNEH APARTMENT, TAPODHAM AREA, WARJE NAKA, PUNE - 411 052, Maharashtra India
2)SAINDANE RUPESH ANANDRAO,
(72)**Name of Inventor :**
1)LATKAR AMIT BAPUSAHEB,
2)SAINDANE RUPESH ANANDRAO,

(57) Abstract :
The present invention discloses a gun magazine loader. The loader comprises a bullets arranger, a plurality of seats configured on the bullet arranger for positioning the bullets therein, a sliding pusher for sliding the bullets from the plurality of seats into the magazine, and a slider lock screw movable with the sliding pusher to define the movement of the sliding pusher in a guiding slot of the bullet arranger.

No. of Pages : 11 No. of Claims : 2

(12) PATENT APPLICATION PUBLICATION
(21) Application No.3573/MUM/2010 A
(19) INDIA
(22) Date of filing of Application :30/12/2010
(43) Publication Date : 16/05/2014

(54) Title of the invention : A DEBURRING CUTTER ASSEMBLY

(51) International classification	:B23B29/00, B23D79/00
(31) Priority Document No	:NA
(32) Priority Date	:NA
(33) Name of priority country	:NA
(86) International Application No	:NA
Filing Date	:NA
(87) International Publication No	: NA
(61) Patent of Addition to Application Number	:NA
Filing Date	:NA
(62) Divisional to Application Number	:NA
Filing Date	:NA

(71)**Name of Applicant :**
1)TATA MOTORS LIMITED
Address of Applicant :BOMBAY HOUSE, 24 HOMI MODY STREET, MUMBAI - 400 001, Maharashtra India
(72)**Name of Inventor :**
1)KULKARNI ARUN B
2)SARODE RAJESH K

(57) Abstract :
The embodiments herein provide a system and method for varying thickness of bush in a cutter assembly. The system comprises a bush with a external threads, a first lock nut and second lock-nut with internal threads is fastened on said bush. The pressure on said cutter is adjusted by increasing or decreasing the thickness of said bush by said first and second lock-nut. The thickness T of bush is varied by adjusting the bush by said first and second lock nut arrangement without dismantling the cutter assembly.

No. of Pages : 15 No. of Claims : 6

(12) PATENT APPLICATION PUBLICATION
(21) Application No.2792/MUM/2011 A
(19) INDIA
(22) Date of filing of Application :30/09/2011
(43) Publication Date : 16/05/2014

(54) Title of the invention : PARALLEL METAL PLATED SPLIT U-SHAPE OMNIDIRECTIONAL UWB ANTENNA

(51) International classification	:H04B 1/06	
(31) Priority Document No	:NA	
(32) Priority Date	:NA	
(33) Name of priority country	:NA	
(86) International Application No	:NA	
Filing Date	:NA	
(87) International Publication No	:N/A	
(61) Patent of Addition to Application Number	:NA	
Filing Date	:NA	
(62) Divisional to Application Number	:NA	
Filing Date	:NA	

(71)**Name of Applicant :**
1)INDIAN INSTITUTE OF TECHNOLOGY, BOMBAY
Address of Applicant :INDIAN INSTITUTE OF TECHNOLOGY, BOMBAY,POWAI MUMBAI-400 076, Maharashtra India
(72)**Name of Inventor :**
1)SANJEEV K. MISHRA
2)RAJIV K. GUPTA
3)JAYANTA MUKHERJEE
4)AVINASH R.VAIDYA

(57) Abstract :
An efficient, low cost Parallel metal plated split U-shape Omnidirectional UWB Antenna structure with 1x3 microstrip line feed is proposed. The antenna structure having 0.6mm thick foam dielectric placed between ground plane and radiating structure. The Antenna structure is designed for predetermined frequency band. The proposed antenna offers high efficiency, stable gain, small group delay variation and its radiation patterns indicate its suitability for UWB applications.

No. of Pages : 23 No. of Claims : 14

(12) PATENT APPLICATION PUBLICATION
(19) INDIA
(22) Date of filing of Application :30/09/2011
(21) Application No.2793/MUM/2011 A
(43) Publication Date : 16/05/2014

(54) Title of the invention : THE ENERGY DEVICE.

(51) International classification	:F16D 1344
(31) Priority Document No	:NA
(32) Priority Date	:NA
(33) Name of priority country	:NA
(86) International Application No	:NA
Filing Date	:NA
(87) International Publication No	:N/A
(61) Patent of Addition to Application Number	:NA
Filing Date	:NA
(62) Divisional to Application Number	:NA
Filing Date	:NA

(71)**Name of Applicant :**
1)NANIK TIRATH MULCHANDANI
Address of Applicant :UTG & COMPANY HANSRAJ PRAGJI BUILDING,DR.E MOSES ROAD,WORLI,MUMBAI-18 Maharashtra India
(72)**Name of Inventor :**
1)NANIK TIRATH MULCHANDANI

(57) Abstract :
The present invention provides an apparatus for producing mechanical movement and then converting the same into electrical energy through expansion and compression of a medium.

No. of Pages : 14 No. of Claims : 10

(12) PATENT APPLICATION PUBLICATION
(21) Application No.2794/MUM/2011 A
(19) INDIA
(22) Date of filing of Application :30/09/2011
(43) Publication Date : 16/05/2014

(54) Title of the invention : DIFFERENTIAL IMPEDANCE TO FREQUENCY CONVERTER

(51) International classification	:H03B 5/12	
(31) Priority Document No	:NA	
(32) Priority Date	:NA	
(33) Name of priority country	:NA	
(86) International Application No	:NA	
Filing Date	:NA	
(87) International Publication No	:N/A	
(61) Patent of Addition to Application Number	:NA	
Filing Date	:NA	
(62) Divisional to Application Number	:NA	
Filing Date	:NA	

(71)**Name of Applicant :**
1)INDIAN INSTITUTE OF TECHNOLOGY, BOMBAY
Address of Applicant :POWAI,MUMBAI 400076, Maharashtra India
(72)**Name of Inventor :**
1)SANKET VINOD THAKUR
2)GURURAJ SAILESHWAR
3)KADAYINTI NAVEEN
4)AYESHA MUDASSIR
5)PRIYANKA RAJENDRA KABARA
6)MARYAM SHOJAEI BAGHINI
7)DINESH K SHARMA

(57) Abstract :
A differential impedance to frequency converter for generating a signal having a frequency independent of temperature variations and proportional to impedance variations of a sensor exposed to a physical quantity. The differential impedance to frequency converter comprises a first impedance to frequency converter configured to generate a signal having an output frequency proportional to the impedance variations of the sensor exposed to the physical quantity; a second impedance to frequency converter configured to generate a signal having a reference frequency proportional to the impedance variations of a reference sensor identical to said sensor but unexposed to the physical quantity, the second impedance to frequency converter having a construction similar to the first impedance to frequency converter; and a D flip-flop having a data input terminal, a clock input terminal and an output terminal, the data input terminal receiving the reference frequency from the second impedance to frequency converter, the clock input receiving the output frequency from the first impedance to frequency converter, and the output terminal generating a difference of the reference frequency and the output frequency.

No. of Pages : 26 No. of Claims : 16

(12) PATENT APPLICATION PUBLICATION
(21) Application No.3586/MUM/2011 A
(19) INDIA
(22) Date of filing of Application :21/12/2011
(43) Publication Date : 16/05/2014

(54) Title of the invention : A FUEL COMPOSITION AND METHOD OF PREPARATION THEREOF

(51) International classification	:C10L 10/00
(31) Priority Document No	:NA
(32) Priority Date	:NA
(33) Name of priority country	:NA
(86) International Application No	:NA
Filing Date	:NA
(87) International Publication No	:N/A
(61) Patent of Addition to Application Number	:NA
Filing Date	:NA
(62) Divisional to Application Number	:NA
Filing Date	:NA

(71)**Name of Applicant :**
1)BHARAT PETROLEUM CORPORATION LIMITED
Address of Applicant :BHARAT BHAWAN, 4 & 6 CURRIMBHOY ROAD, BALLARD ESTATE, MUMBAI - 400 001, Maharashtra India
(72)**Name of Inventor :**
1)THOTA, CHIRANJEEVI
2)GOKAK, DATTATRAYA TIMMANNASHASTRI
3)VISWANATHAN, P. S.

(57) Abstract :
The present invention provides fuel composition comprising refinery sludge and spent catalyst. The present invention also provides a method for coprocessing refinery sludge and refinery disposable spent catalyst as a blend stock which provides a new fuel material. This method utilizes refinery waste materials as an energy source in other industries as a primary fuel.

No. of Pages : 18 No. of Claims : 15

(12) PATENT APPLICATION PUBLICATION
(19) INDIA
(22) Date of filing of Application :21/12/2011
(21) Application No.3588/MUM/2011 A
(43) Publication Date : 16/05/2014

(54) Title of the invention : MULTI LAYERED COATING SYSTEM AND ITS METHOD OF PREPARATION

(51) International classification	:C09D 163/00
(31) Priority Document No	:NA
(32) Priority Date	:NA
(33) Name of priority country	:NA
(86) International Application No	:NA
Filing Date	:NA
(87) International Publication No	:N/A
(61) Patent of Addition to Application Number	:NA
Filing Date	:NA
(62) Divisional to Application Number	:NA
Filing Date	:NA

(71)**Name of Applicant :**
1)DIRECTOR GENERAL, DEFENCE RESEARCH & DEVELOPMENT ORGANISATION (DRDO)
Address of Applicant :MINISTRY OF DEFENCE, GOVERNMENT OF INDIA, ROOM NO.348, B-WING, DRDO BHAWAN, RAJAJI MARG, NEW DELHI, 110 011 INDIA
(72)**Name of Inventor :**
1)CHILAMALA, SURYANARAYANA
2)SINGH, SHAILESH KUMAR
3)RORDRIGUES, PHILIP VICTOR

(57) Abstract :
The present invention provides a self heating multi layered coating system, said coating system comprising a self healing top-coat layer with uniformly dispersed microcapsules, said microcapsules comprising a first healing agent encapsulated within the shell of the microcapsules and a self healing primer-coat layer with uniformly dispersed microcapsules, said microcapsules comprising a second healing agent encapsulated within the shell of the microcapsules. The said coating system is independently capable of self healing upon rupture due to mechanical or environmental damages.

No. of Pages : 30 No. of Claims : 36

(12) PATENT APPLICATION PUBLICATION
(19) INDIA
(22) Date of filing of Application :12/11/2012
(21) Application No.3286/MUM/2012 A
(43) Publication Date : 16/05/2014

(54) Title of the invention : MOVING IMAGES

(51) International classification	:G09B11/10, G09F11/26
(31) Priority Document No	:NA
(32) Priority Date	:NA
(33) Name of priority country	:NA
(86) International Application No	:NA
Filing Date	:NA
(87) International Publication No	: NA
(61) Patent of Addition to Application Number	:NA
Filing Date	:NA
(62) Divisional to Application Number	:NA
Filing Date	:NA

(71)**Name of Applicant :**
1)THE PAPER PRODUCTS LIMITED
Address of Applicant :L B SHASTRI MARG, MAJIWADE, THANE 400 601, Maharashtra India
(72)**Name of Inventor :**
1)SURESH GUPTA
2)EVELLYN GOES

(57) Abstract :
The present invention relates to a flexible laminate with movable animated display device comprising at least one printed base layer and at least one sealant layer fixed to the printed base layer with an adhesive. The printed base layer comprises a plurality of shutter elements printed thereon within a first outline or indicated by signs or arrows and a plurality of interposed coded images printed thereon within a second outline or indicated by signs or arrows. Moving/sliding the plurality of shutter elements over the plurality of interposed coded images gives an illusion of movable animated display. The present invention further relates to a process for preparing a flexible laminate with movable animated display device.

No. of Pages : 17 No. of Claims : 36

(12) PATENT APPLICATION PUBLICATION
(21) Application No.592/MUMNP/2013 A
(19) INDIA
(22) Date of filing of Application :01/04/2013
(43) Publication Date : 16/05/2014

(54) Title of the invention : CIRCULAR KNITTING MACHINE FOR MEN S SOCKS OF THE TYPE WITH NEEDLES ON THE DIAL

(51) International classification :D04B9/06,D04B9/22,D04B15/18
(31) Priority Document No :BS2011A000001
(32) Priority Date :05/01/2011
(33) Name of priority country :Italy
(86) International Application No :PCT/IB2011/055936
Filing Date :23/12/2011
(87) International Publication No :WO 2012/093316
(61) Patent of Addition to Application Number :NA
Filing Date :NA
(62) Divisional to Application Number :NA
Filing Date :NA

(71)**Name of Applicant :**
1)SANTONI S.p.A.
Address of Applicant :Via Carlo Fenzi 14 I 25135 Brescia Italy
(72)**Name of Inventor :**
1)LONATI Ettore
2)LONATI Tiberio
3)LONATI Fausto

(57) Abstract :
A single cylinder circular knitting machine (1) for men s socks with needles on the dial comprises a dial provided with a plurality of radial beams (146) which form radial seats (16) for the sliding of the dial needles (18). The beam (146) has a discharge groove (154) on the working side (148a) which the transfer spring (186) of the dial needle faces which limits the raising of the needle.

No. of Pages : 25 No. of Claims : 9

(12) PATENT APPLICATION PUBLICATION
(21) Application No.2241/MUM/2012 A
(19) INDIA
(22) Date of filing of Application :03/08/2012
(43) Publication Date : 16/05/2014

(54) Title of the invention : WIRE FORMED MOTOR ENCLOSURE AND END SHIELDS

(51) International classification	:H02K5/22, H02K15/00	(71)**Name of Applicant :** **1)CROMPTON GREAVES LIMITED** Address of Applicant :CG HOUSE, 6TH FLOOR, DR.ANNIE BESANT ROAD, WORLI, MUMBAI 400 030, Maharashtra India
(31) Priority Document No	:NA	
(32) Priority Date	:NA	
(33) Name of priority country	:NA	
(86) International Application No	:NA	(72)**Name of Inventor :** **1)SATHE MAHESH**
Filing Date	:NA	
(87) International Publication No	:N/A	
(61) Patent of Addition to Application Number	:NA	
Filing Date	:NA	
(62) Divisional to Application Number	:NA	
Filing Date	:NA	

(57) Abstract :
A wire formed motor enclosure with wire formed end shields, said frame adapted to be wrapped around a motor, said frame comprising helically wound wires to form a pre-defined shape for covering a motor, said helically wound wires forming a main body, said wires being wound to be of pre-defined curvature, in that, the wires coil adjacent each other to form a substantially cylindrical frame or enclosure; and spirally wound wires adapted to form a first end disc and a second end disc adapted to cover said main body at its axial ends.

No. of Pages : 28 No. of Claims : 7

(12) PATENT APPLICATION PUBLICATION
(21) Application No.2244/MUM/2012 A
(19) INDIA
(22) Date of filing of Application :24/09/2012
(43) Publication Date : 16/05/2014

(54) Title of the invention : CATALYST FOR POLYMERIZATION OF OLEFINS AND PROCESS THEREOF

(51) International classification	:B01J 31/00, C08L53/00, C08F10/00	(71)**Name of Applicant :** **1)Indian Oil Corporation Limited** Address of Applicant :G-9 Ali Yavar Jung Marg Bandra (East) Mumbai-400 051 Maharashtra India
(31) Priority Document No	:NA	(72)**Name of Inventor :**
(32) Priority Date	:NA	**1)SINGH Gurmeet**
(33) Name of priority country	:NA	**2)KUMAR Naresh**
(86) International Application No	:NA	**3)KAUR Sukhdeep**
Filing Date	:NA	**4)KAPUR Gurpreet Singh**
(87) International Publication No	: NA	**5)Shashikant**
(61) Patent of Addition to Application Number	:NA	**6)BASU Biswajit**
Filing Date	:NA	**7)MALHOTRA Ravinder Kumar**
(62) Divisional to Application Number	:NA	**8)NENSETH Svein**
Filing Date	:NA	**9)LINDROOS Jarmo**

(57) Abstract :
The Invention The present invention provides a process for preparation of a solid titanium catalyst component for use as pro-catalyst for a Ziegler-Natta catalyst system. The solid titanium catalyst component comprises a combination of 15 to 20 wt% of a magnesium moiety, 1.0 to 6.0 wt% of a titanium moiety and 5.0 to 20 wt% of an internal donor, said solid titanium catalyst component has an average particle size in the range of 1 to 100 µm, characterized by a three point particle size distribution of D10 in the range of 1 to 10 µm; D50 in the range of 5 to 25 µm and D90 in the range of 15 to 50 µm. The present invention also provides a Ziegler-Natta catalyst system comprising the solid titanium catalyst component and the method of polymerizing and/or copolymerizing olefins by using the Ziegler-Natta catalyst system.

No. of Pages : 43 No. of Claims : 24

(12) PATENT APPLICATION PUBLICATION
(21) Application No.2766/MUM/2010 A
(19) INDIA
(22) Date of filing of Application :05/10/2010
(43) Publication Date : 16/05/2014

(54) Title of the invention : TOTAL ARTIFICIAL HEART CUM VENTRICULAR ASSIST DEVICE

(51) International classification	:A61M1/12, A61M1/10
(31) Priority Document No	:NA
(32) Priority Date	:NA
(33) Name of priority country	:NA
(86) International Application No	:NA
Filing Date	:NA
(87) International Publication No	:N/A
(61) Patent of Addition to Application Number	:NA
Filing Date	:NA
(62) Divisional to Application Number	:NA
Filing Date	:NA

(71)**Name of Applicant :**
1)DR. BHIDE RAMCHANDRA KASHINATH
Address of Applicant :1187/12, P.K.SADAN, BEHIND MODERN HIGH SCHOOL, SHIVAJINAGAR, PUNE 411 005, Maharashtra India
(72)**Name of Inventor :**
1)DR. BHIDE RAMCHANDRA KASHINATH

(57) Abstract :
Total Artificial Heart cum Ventricular Assist device comprising of a closed system of reservoir, conduit and pump chamber one such closed system for the right circulation and one for the left : the closed system having first and second states, in the said first state the system pumps fluid in a direction toward said pump chamber and away from said reservoir chamber, in said second state the flow of fluid is away from said pump chamber towards said reservoir chamber; the electromechanical energy converter/s, valves, sensors and control will optimize the function of the closed system.

No. of Pages : 13 No. of Claims : 4

(12) PATENT APPLICATION PUBLICATION
(19) INDIA
(22) Date of filing of Application :29/12/2010
(21) Application No.3250/MUM/2010 A
(43) Publication Date : 16/05/2014

(54) Title of the invention : NOVEL SALTS OF IMATINIB

(51) International classification	:C07D401/04, A61K31/505
(31) Priority Document No	:NA
(32) Priority Date	:NA
(33) Name of priority country	:NA
(86) International Application No	:NA
Filing Date	:NA
(87) International Publication No	: NA
(61) Patent of Addition to Application Number	:NA
Filing Date	:NA
(62) Divisional to Application Number	:NA
Filing Date	:NA

(71)**Name of Applicant :**
1)CADILA HEALTHCARE LIMITED
Address of Applicant :ZYDUS TOWER , SATELLITE CROSS ROAD, AHMEDABAD - 380015, GUJARAT, INDIA.
(72)**Name of Inventor :**
1)SINGH, KUMAR KAMLESH LAXMI
2)VASAVA, CHETAN JAYANTIBHAI
3)SINGH, NIKHIL , AMAR
4)PATHE, GULAB, KHUSHALRAO

(57) Abstract :
The present inventiin discloses pharmaceutically acceptable salts of imatinib of Formula (II) wherein in S represent the acid selected from the group consisting of oxalic acid, p-toluene sulfonic acid, naphthalene sulfonic acid, benzene sulfonic acid, nitric acid, phosphoric acid, acetic acid, maleic acid, fumaric acid, amino acids like lysine, lysine HC1, arginine; which forms a salt with imatinib.

No. of Pages : 56 No. of Claims : 34

(12) PATENT APPLICATION PUBLICATION
(19) INDIA
(22) Date of filing of Application :21/08/2012
(21) Application No.2419/MUM/2012 A
(43) Publication Date : 16/05/2014

(54) Title of the invention : NOVEL METHOD FOR THE QUANTITATIVE DETERMINATION OF FEBUXOSTAT

(51) International classification	:A61K31/522, A61K31/426
(31) Priority Document No	:NA
(32) Priority Date	:NA
(33) Name of priority country	:NA
(86) International Application No	:NA
Filing Date	:NA
(87) International Publication No	: NA
(61) Patent of Addition to Application Number	:NA
Filing Date	:NA
(62) Divisional to Application Number	:NA
Filing Date	:NA

(71)**Name of Applicant :**
1)Alembic Pharmaceuticals Limited
Address of Applicant :Alembic Research Centre Alembic Pharmaceuticals Limited Alembic Road Vadodara-390003 Gujarat India
(72)**Name of Inventor :**
1)JAYARAMAN Venkatraman
2)BALAJI Sundara kalyana
3)KEDIA Jagadish
4)PATEL Ajay

(57) Abstract :
The present invention relates to an improved reversed-phase liquid chromatographic (RP-LC) method for the quantitative determination of febuxostat. The present invention further provides a stability indicating analytical method using the samples generated from forced degradation studies.

No. of Pages : 17 No. of Claims : 7

(12) PATENT APPLICATION PUBLICATION
(19) INDIA
(22) Date of filing of Application :01/10/2010
(21) Application No.2754/MUM/2010 A
(43) Publication Date : 16/05/2014

(54) Title of the invention : ANTI CANCER AGENT

(51) International classification	:A61K38/16, A61K39/04
(31) Priority Document No	:NA
(32) Priority Date	:NA
(33) Name of priority country	:NA
(86) International Application No	:NA
Filing Date	:NA
(87) International Publication No	: NA
(61) Patent of Addition to Application Number	:NA
Filing Date	:NA
(62) Divisional to Application Number	:NA
Filing Date	:NA

(71)**Name of Applicant :**
1)Amrita Therapeutics Limited
Address of Applicant :B.V. Patel PERD Centre S.G. Highway Ahmedabad Daman & Diu India
(72)**Name of Inventor :**
1)SURI Anil
2)KANOJIA Deepika
3)SALUNKHE Prabhakar
4)SUROLIA Avadhesha
5)CHAKRABARTY Ananda

(57) Abstract :
The present invention thus provides microbial products as anticancer agents and pharmaceutical compositions comprising isolated and purified proteins or synthetic peptides, and methods of using them for the treatment of cancer. It is very important to develop new anticancer bioactive peptides having high activity and low toxicity; given that most currently available anticancer therapies either have significant toxicity, and/or are prone to development of resistance.

No. of Pages : 34 No. of Claims : 11

(12) PATENT APPLICATION PUBLICATION
(21) Application No.3519/MUM/2010 A
(19) INDIA
(22) Date of filing of Application :24/12/2010
(43) Publication Date : 16/05/2014

(54) Title of the invention : SKIN TREATMENT PROCESS AND DEVICE

(51) International classification	:A61H35/00, A61H33/02, A45D19/02
(31) Priority Document No	:NA
(32) Priority Date	:NA
(33) Name of priority country	:NA
(86) International Application No	:NA
Filing Date	:NA
(87) International Publication No	: NA
(61) Patent of Addition to Application Number	:NA
Filing Date	:NA
(62) Divisional to Application Number	:NA
Filing Date	:NA

(71)**Name of Applicant :**
1)HINDUSTAN UNILEVER LIMITED
Address of Applicant :UNILEVER HOUSE, B.D. SAWANT MARG, CHAKALA, ANDHERI EAST, MUMBAI - 400 099, Maharashtra India
(72)**Name of Inventor :**
1)BHATTACHARYA ARPITA
2)GHOSH DASTIDAR SUDIPTA
3)NETHAJI ALAGIRISAMY
4)SHRESTH RUDRA SAURABH
5)SUBRAHMANIAM NARAYANAN

(57) Abstract :
The present invention is in the field skin treatment, in particular and deep pore cleansing and delivery of benefit agents deep inside the pores. The invention further relates to air-water jet devices for providing said skin treatment. Accordingly it is an object of the invention to provide for a device and process for deep pore skin cleansing, especially, a process for skin cleansing using reduced amounts of water. We have found that a skin cleaning device comprising an air-water jet, wherein the air and water are mixed outside the nozzle(s), provides improved cleansing of skin, including deep poor cleansing, with low usage of water.

No. of Pages : 29 No. of Claims : 12

(12) PATENT APPLICATION PUBLICATION
(21) Application No.588/MUMNP/2013 A
(19) INDIA
(22) Date of filing of Application :28/03/2013
(43) Publication Date : 16/05/2014

(54) Title of the invention : AN ANTI SCRATCH AND ANTI SLIP DEVICE FOR LIFTING LOADS PREFERABLY THROUGH THE USE OF A LIFT FORK

(51) International classification	:B66F9/12, B32B15/06,B32B15/08	(71)**Name of Applicant :** **1)GIANNETTI Mirco** Address of Applicant :Via Grotta n. 11/C I 47843 Misano Adriatico (RN) Italy
(31) Priority Document No	:PI2010A000109	
(32) Priority Date	:07/10/2010	
(33) Name of priority country	:Italy	(72)**Name of Inventor :** **1)GIANNETTI Mirco**
(86) International Application No	:PCT/IT2011/000222	
Filing Date	:30/06/2011	
(87) International Publication No	:WO 2012/046259	
(61) Patent of Addition to Application Number	:NA	
Filing Date	:NA	
(62) Divisional to Application Number	:NA	
Filing Date	:NA	

(57) Abstract :
The present invention concerns an innovative anti scratch and anti slip device (1) for realizing the lifting of a load with the fork (10) of a lift for example a fork lift. The device is realized through the overlapping of three different layers. In particular a first magnetic layer (2) is included so as to result magnetically applicable to the fork. A second external layer (4) covers the first layer (2) and is realized of a rubber material since it has to be in contact directly with the load. The rubber guarantees seal and does not scratch the load.
Last the third layer is an intermediate metallic layer (3) interposed between the first (2) and the second layers (4) so as to duly stiffen the device.

No. of Pages : 25 No. of Claims : 15

(12) PATENT APPLICATION PUBLICATION
(21) Application No.1167/MUM/2012 A
(19) INDIA
(22) Date of filing of Application :11/07/2012
(43) Publication Date : 16/05/2014

(54) Title of the invention : BIO-BASED HIGH TEMPERATURE CHAIN LUBRICATING OIL AND PROCESS OF PREPARATION THEREOF

(51) International classification	:C10M169/00	(71)**Name of Applicant :**
(31) Priority Document No	:NA	**1)MINT AGRI RESEARCH & DEVELOPMENT PVT LTD**
(32) Priority Date	:NA	Address of Applicant :S NO 1073/1-2-3 MUTHA ROAD,
(33) Name of priority country	:NA	PIRANGUT TALUKA-MULSHI, DISTRICT-PUNE PIN - 412
(86) International Application No	:NA	111 Maharashtra India
Filing Date	:NA	(72)**Name of Inventor :**
(87) International Publication No	:N/A	**1)YASHWANT GOPAL GHAISAS**
(61) Patent of Addition to Application Number	:NA	**2)RAHUL RAMCHANDRA GOKHALE**
Filing Date	:NA	**3)SHRIDHAR NARAYAN BENDKE**
(62) Divisional to Application Number	:NA	
Filing Date	:NA	

(57) Abstract :
The present invention provides a highly lubricant, biodegradable, non-toxic, bio-based high temperature chain lubricating oil having high viscosity index, high flash point and low evaporation rate and a process of preparation thereof. The chain lubricating oil of the present invention provides superior lubricity and thin film strength leading to enhanced service life of the chain and track. The bio-based high temperature chain lubricating oil formulation of the present invention has high viscosity index and thus maintains the viscosity at higher temperatures up to 300° C. The bio-based high temperature chain lubricating oil formulation have high flash point and low evaporation rate, thus reducing the consumption and increasing the re-lubrication period, safe in high temperature without causing risk of fire. Being non toxic and biodegradable or Green, the vapors do not cause pollution, disposal and is environment friendly.

No. of Pages : 14 No. of Claims : 8

(12) PATENT APPLICATION PUBLICATION
(19) INDIA
(22) Date of filing of Application :09/10/2012
(21) Application No.1119/MUM/2012 A
(43) Publication Date : 16/05/2014

(54) Title of the invention : SUGARCANE HARVESTER

(51) International classification	:A01D45/10, A01D57/22
(31) Priority Document No	:NA
(32) Priority Date	:NA
(33) Name of priority country	:NA
(86) International Application No	:NA
Filing Date	:NA
(87) International Publication No	:N/A
(61) Patent of Addition to Application Number	:NA
Filing Date	:NA
(62) Divisional to Application Number	:NA
Filing Date	:NA

(71)**Name of Applicant :**
1)MATHEW ZAKARIAHS
Address of Applicant :A-302, EVENING STAR, RAHEJA VIHAR C0MPLEX, CHANDIVALI, MUMBAI-400 072, Maharashtra India
(72)**Name of Inventor :**
1)MATHEW ZAKARIAHS

(57) Abstract :
A sugarcane harvester (100) comprises at least one retrieval screw (32 and 32a) to retrieve and divert sugarcanes towards at least one conveyor (29, 30, 33 & 34). A top cutter (59) located along the at least one conveyor (29, 30, 33 & 34) is provided to cut a top portion of the sugarcanes. A bottom cutter (35) disposed along the at least one conveyor (29, 30, 33 & 34) is provided to cut a bottom portion of the sugarcane. A bottom support channel (33b) works in conjunction with the at least one conveyor (29, 30, 33 & 34) for transporting the sugarcanes into a cleaning chamber (36). Further, a trailing tippler (62) is located so as to receive sugarcanes from the cleaning chamber (36).

No. of Pages : 25 No. of Claims : 10

(12) PATENT APPLICATION PUBLICATION
(21) Application No.2773/MUM/2011 A
(19) INDIA
(22) Date of filing of Application :30/09/2011
(43) Publication Date : 16/05/2014

(54) Title of the invention : A SCHEME TO CREATE ORDERLY ADDRESSES IN EXISTING CITIES

(51) International classification	:H03M 7/00	(71)**Name of Applicant :**
(31) Priority Document No	:NA	**1)JUGAL KISHORE GUPTA**
(32) Priority Date	:NA	Address of Applicant :200, NARAYAN PETH, PUNE - 411030 MAHARASTRA STATE, India
(33) Name of priority country	:NA	(72)**Name of Inventor :**
(86) International Application No	:NA	**1)JUGAL KISHORE GUPTA**
Filing Date	:NA	
(87) International Publication No	:N/A	
(61) Patent of Addition to Application Number	:NA	
Filing Date	:NA	
(62) Divisional to Application Number	:NA	
Filing Date	:NA	

(57) Abstract :
This innovation utilizes the existing longitude & latitude parameters to create an easy to use unique address for each building/location in an existing city. Besides making it easy to locate a place anywhere in the city, the concise address also indicates its distance and direction from a central reference point. The new concise address can also be used in the GPS based digital devices to instantly show the location on the digital map or to guide a driver to drive

No. of Pages : 13 No. of Claims : 6

(12) PATENT APPLICATION PUBLICATION
(19) INDIA
(22) Date of filing of Application :01/04/2013
(21) Application No.594/MUMNP/2013 A
(43) Publication Date : 16/05/2014

(54) Title of the invention : HANDHELD EXCITATION TERMINAL AND EMF EMITTER PROVIDING DYNAMIC OPTIMIZATION OF EMISSION AND THERAPEUTIC EFFECT AND REMOTE THERAPEUTIC SYSTEM

(51) International classification :A61N2/02,A61N5/00,A61B18/18
(31) Priority Document No :61/391037
(32) Priority Date :07/10/2010
(33) Name of priority country :U.S.A.
(86) International Application No :PCT/US2011/055487
Filing Date :07/10/2011
(87) International Publication No :WO 2012/048302
(61) Patent of Addition to Application Number :NA
Filing Date :NA
(62) Divisional to Application Number :NA
Filing Date :NA

(71)**Name of Applicant :**
1)BIOMOBIE CORP.
Address of Applicant :1375 S. De Anza Blvd. Cupertino California 95104 U.S.A.
(72)**Name of Inventor :**
1)WANG Jian
2)KU Edmond

(57) Abstract :
A cell excitation terminal and a therapeutic system using customized electromagnetic (EM) waves varying dynamically with time for excitation include one or more EM wave generators each of the EM wave generators is connected to a central processing unit (CPU) and the CPU controls according to a signal detected by a human body status detection device the EM wave generator to send EM waves corresponding to a detected status or subject patient. The therapeutic system can perform remote management. A remote server optimizes and updates therapeutic waveforms of a patient constantly according to a therapeutic effect of the patient thereby improving the therapeutic effect constantly.

No. of Pages : 97 No. of Claims : 26

(12) PATENT APPLICATION PUBLICATION
(21) Application No.3564/MUM/2010 A
(19) INDIA
(22) Date of filing of Application :29/12/2010
(43) Publication Date : 16/05/2014

(54) Title of the invention : SYSTEM AND METHOD FOR CONVERTING & PRESENTING FINANCIAL INFORMATION

(51) International classification	:G06Q30/00, G07B17/00	(71)**Name of Applicant :**
(31) Priority Document No	:NA	**1)ESSAR INVESTMENTS LIMITED**
(32) Priority Date	:NA	Address of Applicant :ESSAR HOUSE, 11, K.K. MARG, MAHALAXMI, MUMBAI - 400 034 Maharashtra India
(33) Name of priority country	:NA	(72)**Name of Inventor :**
(86) International Application No	:NA	**1)PARITOSH CHANDRA BASU**
Filing Date	:NA	
(87) International Publication No	: NA	
(61) Patent of Addition to Application Number	:NA	
Filing Date	:NA	
(62) Divisional to Application Number	:NA	
Filing Date	:NA	

(57) Abstract :
A system for converting and presenting financial information from at least one accounting and reporting standard to another accounting and reporting standard comprising an access control means to verify credentials of a user logging in to get access of the system, an input source for feeding in transaction details and calculating account head-wise trial balance ; an extraction layer for fetching the head-wise trial balance from the input sources; a financial data management module (FDM) for validating and mapping account head-wise trial balance received from the input sources; an ETL block for fetching and populating account head-wise trial balance and populating the same into a database through an interface table; the interface table for converting head-wise trial balance and fetching other transaction details together known as financial information, for conversion purpose; the database capable of storing financial information received from ETL block and also converted financial information from one accounting and reporting standard to another accounting and reporting standards; a processing block including a data access block, a validation block, a business logic block, a presentation block and a security block; the data access block capable of extracting, editing and mapping the financial information from the database; the validation block capable of validating financial information received from the data access block after extracting from the database based on predefined logic, rules and calculations; the business logic block capable of converting financial information from one accounting and reporting standard to another accounting and reporting standard based on predefined rules, calculations, and logics; the presentation block capable of presenting the converted financial information based on user specific requirements; the security block capable of protecting financial information through access control and various information security measures.

No. of Pages : 62 No. of Claims : 32

(12) PATENT APPLICATION PUBLICATION
(19) INDIA
(22) Date of filing of Application :05/12/2011
(21) Application No.3412/MUM/2011 A
(43) Publication Date : 16/05/2014

(54) Title of the invention : 2-SUBSTITUTED 4-AMINO-6-7-DIMETHOXYQUINAZOLINES AS DUAL ACTING ANTIHYPERTENSIVE AGENTS AND THE PROCESS FOR THEIR PREPARATION

(51) International classification :C07D401/04
(31) Priority Document No :NA
(32) Priority Date :NA
(33) Name of priority country :NA
(86) International Application No :NA
Filing Date :NA
(87) International Publication No :N/A
(61) Patent of Addition to Application Number :NA
Filing Date :NA
(62) Divisional to Application Number :NA
Filing Date :NA

(71)**Name of Applicant :**
1)DR. MANGE RAM YADAV
Address of Applicant :PHARMACY DEPARTMENT FACULTY OF TECHNOLOGY AND ENGINEERING, KALABHAVAN, THE M.S. UNIVERSITY OF BARODA, VADODARA- 390 001 GUJARAT, INDIA.
2)MR. PRASHANT P. NAIK
3)MR. HARDIK P. GANDHI
4)DR. RAJANI GIRIDHAR
(72)**Name of Inventor :**
1)DR. MANGE RAM YADAV
2)MR. PRASHANT NAIK
3)MR. HARDIK P. GANDHI
4)DR. RAJANI GIRIDHAR

(57) Abstract :
Dual α1 and AT1 receptor antagonists having the given structural formula and their method of preparation have been claimed. The claimed compounds could have applicable in regulating blood pressure and in treatment of congestive heart failure, renal failure and glaucoma.

No. of Pages : 9 No. of Claims : 4

(12) PATENT APPLICATION PUBLICATION
(21) Application No.3644/MUM/2011 A
(19) INDIA
(22) Date of filing of Application :23/12/2011
(43) Publication Date : 16/05/2014

(54) Title of the invention : REUSABLE TEST AUTOMATION ASSETS LIBRARY

(51) International classification	:G06F 11/36
(31) Priority Document No	:NA
(32) Priority Date	:NA
(33) Name of priority country	:NA
(86) International Application No	:NA
Filing Date	:NA
(87) International Publication No	:N/A
(61) Patent of Addition to Application Number	:NA
Filing Date	:NA
(62) Divisional to Application Number	:NA
Filing Date	:NA

(71)**Name of Applicant :**
1)TATA CONSULTANCY SERVICES LIMITED
Address of Applicant :NIRMAL BUILDING, 9TH FLOOR, NARIMAN POINT, MUMBAI 400021, Maharashtra India
(72)**Name of Inventor :**
1)KUMARESAN, NARAYANASWAMY
2)SURABHI, PAVANKUMAR
3)YELLAPRAGADA, GOPI PAVANKUMAR

(57) Abstract :
Systems and methods related to creating and maintaining a library of reusable test automation assets are described. In one implementation, a reusable test automation assets library system (102) comprises a categorization module (118) configured to identify a technological platform associated with the at least one reusable test automation asset based on at least one categorization rule. Further, the categorization module (118) is configured to store the at least one reusable test automation asset into a technology-based category within a library (104) of reusable test automation assets, based at least on the identified technological platform.

No. of Pages : 20 No. of Claims : 15

(12) PATENT APPLICATION PUBLICATION
(19) INDIA
(22) Date of filing of Application :01/04/2013
(21) Application No.596/MUMNP/2013 A
(43) Publication Date : 16/05/2014

(54) Title of the invention : METHOD AND APPARATUS OF DELTA QUANTIZATION PARAMETER PROCESSING FOR HIGH EFFICIENCY VIDEO CODING

(51) International classification :H04N7/24
(31) Priority Document No :61/411066
(32) Priority Date :08/11/2010
(33) Name of priority country :U.S.A.
(86) International Application No :PCT/CN2011/081108
Filing Date :21/10/2011
(87) International Publication No :WO 2012/062161
(61) Patent of Addition to Application Number :NA
Filing Date :NA
(62) Divisional to Application Number :NA
Filing Date :NA

(71)**Name of Applicant :**
1)MEDIATEK INC.
Address of Applicant :No. 1 Dusing Road 1 Science Based Industrial Park Hsin Chu Taiwan 300 China
(72)**Name of Inventor :**
1)HUANG Yu Wen
2)CHEN Ching Yeh
3)FU Chih Ming
4)HSU Chih Wei
5)CHANG Yu Lin
6)CHUANG Tzu Der
7)LEI Shaw Min

(57) Abstract :
In the current high efficiency video coding development each LCU has its own quantization parameter (QP) and the difference between a current QP and a reference QP is transmitted instead of the QP value itself. Since the LCU is much larger than the macroblock of AVC/H.264 using one delta QP per LCU may cause rate control unable to adapt to the bitrate quickly enough. Consequently there is a need to adopt delta QP in units smaller than LCU to provide more granular rate control. Furthermore it is desirable to develop a system that is capable of facilitating more flexible delta QP. Accordingly adaptive quantization parameter processing is disclosed where a QP minimum CU size for incorporating or deriving a delta QP is indicated selectively in the slice level or in the sequence/picture level. In one variation the delta QP is incorporated or derived only if nonzero quantized transform coefficients exist in a leaf CU that is larger than the QP minimum CU size. In another variation quantization parameter information is only incorporated or derived when a leaf CU has any nonzero quantized transform coefficient. In yet another variation a flag is used to indicate whether one delta QP per LCU is transmitted if the LCU has any nonzero quantized transform coefficient or one delta QP per leaf CU is transmitted if the leaf CU has any nonzero quantized transform coefficient.

No. of Pages : 44 No. of Claims : 41

(12) PATENT APPLICATION PUBLICATION
(19) INDIA
(22) Date of filing of Application :01/04/2013
(21) Application No.597/MUMNP/2013 A
(43) Publication Date : 16/05/2014

(54) Title of the invention : METHOD AND APPARATUS FOR ECN RECEIVER DRIVEN CONGESTION CONTROL

(51) International classification :H04L12/56
(31) Priority Document No :61/390584
(32) Priority Date :06/10/2010
(33) Name of priority country :U.S.A.
(86) International Application No :PCT/US2011/054961
Filing Date :05/10/2011
(87) International Publication No :WO 2012/048026
(61) Patent of Addition to Application Number :NA
Filing Date :NA
(62) Divisional to Application Number :NA
Filing Date :NA

(71)**Name of Applicant :**
1)QUALCOMM INCORPORATED
Address of Applicant :5775 Morehouse Drive San Diego CA 92121 U.S.A.
(72)**Name of Inventor :**
1)LEUNG Nikolai Konrad

(57) Abstract :
Certain embodiments relate to systems and methods for managing congestion notification and control across a network. In certain aspects a protocol for managing sender and receiver based congestion control is provided using a format for streaming parameters such as the Session Description Protocol format. In certain aspects a system and method for operating an intenvorking gateway between different user devices is provided.

No. of Pages : 66 No. of Claims : 44

(12) PATENT APPLICATION PUBLICATION
(21) Application No.1754/MUM/2011 A
(19) INDIA
(22) Date of filing of Application :16/06/2011
(43) Publication Date : 16/05/2014

(54) Title of the invention : A DEVICE TO ASSIST SPLINTHING OF TEETH

(51) International classification :A61C7/00
(31) Priority Document No :NA
(32) Priority Date :NA
(33) Name of priority country :NA
(86) International Application No :NA
Filing Date :NA
(87) International Publication No :N/A
(61) Patent of Addition to Application Number :NA
Filing Date :NA
(62) Divisional to Application Number :NA
Filing Date :NA

(71)**Name of Applicant :**
1)AGRWAL , AMIT ARVIND
Address of Applicant :14, ADITYA AVENUE, CHANDAK CIRCLE, TIDKE COLONY NASIK- 422002, Maharashtra India
2)CHITKO ; SHRIKANT S
(72)**Name of Inventor :**
1)AGRWAL , AMIT ARVIND
2)CHITKO ; SHRIKANT S

(57) Abstract :
The present invention is related to a device Use to assist splinting of teeth. Apart from other applications, the major indication of splinting of teeth is to stabilize the teeth because of mobility or as 'retention' of results achieved by orthodontic treatment. The main role of this device would be to adapt and hold the material (strip/band/ribbon/glass fibers) used for reinforcement against the teeth until it is cured. It consists of a flexible working arm with notches to contain fiber posts and holding arm made of stiff material like plastic or steel with serrations.

No. of Pages : 10 No. of Claims : 10

(12) PATENT APPLICATION PUBLICATION
(21) Application No.1110/MUM/2011 A
(19) INDIA
(22) Date of filing of Application :31/03/2011
(43) Publication Date : 16/05/2014

(54) Title of the invention : A HERBAL FORMULATION FOR THE TREATMENT OF RETENTION OF PLACENTA

(51) International classification	:A61K36/00, A61K9/00
(31) Priority Document No	:NA
(32) Priority Date	:NA
(33) Name of priority country	:NA
(86) International Application No	:NA
Filing Date	:NA
(87) International Publication No	: NA
(61) Patent of Addition to Application Number	:NA
Filing Date	:NA
(62) Divisional to Application Number	:NA
Filing Date	:NA

(71)**Name of Applicant :**
1)DHANABHAI DHUDABHAI KHOKHARIA
Address of Applicant :KHUNIYA, TH: NADAVAS, TALUKA-AMIRGADH, DISTRICT-BANASKANTHA, GUJARAT India
(72)**Name of Inventor :**
1)KHOKHARIA, DHANABHAI DHUDABHAI

(57) Abstract :
The present invention relates to a herbal formulation for the treatment of retention of placenta in animals. The herbal formulation of present invention is prepared by using bark of Butea monosperma. The herbal composition used in present invention provides relief to animals without any side effect. The present invention provides an effective and low cost method for treatment of retention of placenta.

No. of Pages : 8 No. of Claims : 6

(12) PATENT APPLICATION PUBLICATION
(21) Application No.1837/MUM/2011 A
(19) INDIA
(22) Date of filing of Application :27/06/2011
(43) Publication Date : 16/05/2014

(54) Title of the invention : SELF POWER GENRATOR

(51) International classification :G01D11/00
(31) Priority Document No :NA
(32) Priority Date :NA
(33) Name of priority country :NA
(86) International Application No :NA
Filing Date :NA
(87) International Publication No : NA
(61) Patent of Addition to Application Number :NA
Filing Date :NA
(62) Divisional to Application Number :NA
Filing Date :NA

(71)**Name of Applicant :**
1)MA . MILAN S/O CHANDRIKH MASKHRE
Address of Applicant :ROOM NO. C-4 TELEPHONE COLONY B.S.N.L TELEPHONE EXCHANGE GONDIA T & D. GONDIA (M.S) PIN 441614. Maharashtra India
(72)**Name of Inventor :**
1)MA . MILAN S/O CHANDRIKH MASKHRE.

(57) Abstract :
This invention is very usefull. This invention™s help you can create electricity in you home, office, etc. This invention help pollution will also Reduce because this invention is not Required any energy source example Disel, patrole , etc. Note:- After starting this invention. Invention Running 12 hours after 12 hours you can turn off the invention for 1 hours, for Rest to a invention after one hours Rest you can start the invention for 12 hours

No. of Pages : 11 No. of Claims : 1

(12) PATENT APPLICATION PUBLICATION
(21) Application No.2677/MUM/2011 A
(19) INDIA
(22) Date of filing of Application :22/09/2011
(43) Publication Date : 16/05/2014

(54) Title of the invention : MULTIPARTICULATE CONTROLLED POROSITY OSMOTIC SYSTEM

(51) International classification	:A61K 31/55	
(31) Priority Document No	:NA	
(32) Priority Date	:NA	
(33) Name of priority country	:NA	
(86) International Application No	:NA	
Filing Date	:NA	
(87) International Publication No	:N/A	
(61) Patent of Addition to Application Number	:NA	
Filing Date	:NA	
(62) Divisional to Application Number	:NA	
Filing Date	:NA	

(71)**Name of Applicant :**
1)VAVIA PRADEEP RATILAL
Address of Applicant :DEPARTMENT OF PHARMACEUTICAL SCIENCES AND TECHNOLOGY, INSTITUTE OF CHEMICAL TECHNOLOGY (DEEMED UNIVERSITY), NATHALAL PARIKH MARG, MATUNGA (EAST), MUMBAI-400 019, Maharashtra India
(72)**Name of Inventor :**
1)VAVIA PRADEEP RATILAL
2)SAINDANE NILESH SHIVAJI

(57) Abstract :
The present invention describes a controlled porosity osmotic pellet formulation for controlled drug delivery. The pharmaceutical composition contains a carrier medium which does not maintain its integrity in the environment of its use and a core containing one or more osmotic agents which is surrounded by a amorphous solid dispersion layer comprising of active pharmacological ingredient with one or more polymer and/or one or more surfactant and outer layer is covered by rate controlling membrane which is permeable to water and impermeable to solute.

No. of Pages : 25 No. of Claims : 12

(12) PATENT APPLICATION PUBLICATION
(21) Application No.1517/MUM/2012 A
(19) INDIA
(22) Date of filing of Application :18/05/2012
(43) Publication Date : 16/05/2014

(54) Title of the invention : NOVEL ANTI-HIV HERBAL COMPOSITION, METHOD OF PREPARATION OF THE SAME AND USE THEREOF

(51) International classification	:A61K36/00, A61P 31/18
(31) Priority Document No	:NA
(32) Priority Date	:NA
(33) Name of priority country	:NA
(86) International Application No	:NA
Filing Date	:NA
(87) International Publication No	: NA
(61) Patent of Addition to Application Number	:NA
Filing Date	:NA
(62) Divisional to Application Number	:NA
Filing Date	:NA

(71)**Name of Applicant :**
1)Dr. Manish A. Rachchh
Address of Applicant :Shree Kunj 3- Archna park Society B/H Krishna Complex University Road Rajkot-360005 Gujarat India.
(72)**Name of Inventor :**
1)Dr. Rina H. Gokani
2)Dr. Manish A. Rachchh
3)Ms. Chaitali A. Banker

(57) Abstract :
This invention is related to a novel polyherbal composition useful for the treatment of HIV/AIDS and comprises of leaves of Allium sativum bulbs, Andrographis paniculata whole plant, Clerodendrum serratum roots, Eugenia jambolana bark, Mangifera indica stem bark, Nyctanthes arbortristis leaves, Ocimum sanctum leaves and Tinospora cordifolia stems. It also relates to the method of preparation of the said composition. The said novel composition is useful in the treatment of AIDS and other immunocompromised conditions like hepatitis C infection and cancer chemotherapy.

No. of Pages : 26 No. of Claims : 10

(12) PATENT APPLICATION PUBLICATION
(21) Application No.2196/MUM/2011 A
(19) INDIA
(22) Date of filing of Application :02/08/2011
(43) Publication Date : 16/05/2014

(54) Title of the invention : AN IMPROVED WATER COOLER

(51) International classification	:B01F 1/00	(71)**Name of Applicant :**
(31) Priority Document No	:NA	**1)DR.TASGAONKAR GHANASHYAM SHANKAR**
(32) Priority Date	:NA	Address of Applicant :D-9 VATASALYAPURAM,KUMBARE TOWNSHIP,OFF EKLAYA COLLEGE ROAD,KUTHRUD,PUNE-411029, Maharashtra India
(33) Name of priority country	:NA	
(86) International Application No	:NA	
Filing Date	:NA	**2)DR. GHANEGAONKAR PRAVIN MAHADEO**
(87) International Publication No	:N/A	(72)**Name of Inventor :**
(61) Patent of Addition to Application Number	:NA	**1)DR.TASGAONKAR GHANASHYAM SHANKAR**
Filing Date	:NA	**2)DR. GHANEGAONKAR PRAVIN MAHADEO**
(62) Divisional to Application Number	:NA	
Filing Date	:NA	

(57) Abstract :
An improved water cooler comprising a main body (50), a source for supply of fresh water (51) and a connector pipe (52). The connector pipe is joined to a long tube (91) located within a chamber (56), fresh water from said spiral tube passes through a connector pipe (59) to a tank (60), a float (65) being adapted within said tank (60) to maintain the supply and level of water, said tank being connected through a pipe (69) to a stop cock (72) for collecting the excess cold water in a tray (85) fitted with an outlet conduit (89) to recirculate to the system.

No. of Pages : 14 No. of Claims : 6

(12) PATENT APPLICATION PUBLICATION
(19) INDIA
(22) Date of filing of Application :18/05/2012
(21) Application No.1513/MUM/2012 A
(43) Publication Date : 16/05/2014

(54) Title of the invention : NOVEL ANTI-PSYCHOTIC HERBAL COMPOSITION, METHOD OF PREPARATION OF THE SAME AND USE THEREOF

(51) International classification	:A61K36/00, a61k 31/00
(31) Priority Document No	:NA
(32) Priority Date	:NA
(33) Name of priority country	:NA
(86) International Application No	:NA
Filing Date	:NA
(87) International Publication No	: NA
(61) Patent of Addition to Application Number	:NA
Filing Date	:NA
(62) Divisional to Application Number	:NA
Filing Date	:NA

(71)**Name of Applicant :**
1)Dr. Manish A. Rachchh
Address of Applicant :Shree Kunj 3- Archna park Society B/H Krishna Complex University Road Rajkot-360005 GUJARAT, INDIA
(72)**Name of Inventor :**
1)Dr. Manish A. Rachchh
2)Dr. Rina H. Gokani
3)Mr. Vishal S. Bhut

(57) Abstract :
This invention related to a novel polyherbal composition comprises of rhizome of Acorus calamus, root of Asparagus racemosus, leaves of Morus alba, flowers of Nyctanthes arbor-tristis, root of Panax gingseng and root of Withania somnifera. It also relates to the method of preparation of the same composition. The said novel composition is useful in the condition of schizophrenia and its related conditions like anxiety, depression, mania, dementia and other form of psychological disorders.

No. of Pages : 25 No. of Claims : 10

(12) PATENT APPLICATION PUBLICATION
(19) INDIA
(22) Date of filing of Application :18/05/2012
(21) Application No.1515/MUM/2012 A
(43) Publication Date : 16/05/2014

(54) Title of the invention : NOVEL CARDIORPOTECTIVE HERBAL COMPOSITION METHOD OFPREPARATION OF THE SAME AND USE THEREOF

(51) International classification	:A61K36/00, a61k9/00
(31) Priority Document No	:NA
(32) Priority Date	:NA
(33) Name of priority country	:NA
(86) International Application No	:NA
Filing Date	:NA
(87) International Publication No	: NA
(61) Patent of Addition to Application Number	:NA
Filing Date	:NA
(62) Divisional to Application Number	:NA
Filing Date	:NA

(71)**Name of Applicant :**
1)Dr. Manish A. Rachchh
Address of Applicant :Shree Kunj 3- Archna park Society B/H Krishna Complex University Road Rajkot-360005 GUJARAT, INDIA
(72)**Name of Inventor :**
1)Mr. Juned A. Mansuri
2)Dr. Rina H. Gokani
3)Dr. Manish A. Rachchh

(57) Abstract :
This invention relates to a novel polyherbal composition comprises of leaves of Aegle marmelos, whole plant of Andrographis paniculata, leaves of Cammellia sinensis, gum resins of Commiphora mukul, rhizomes of Cynodon dactylon, leaves of Mangifera indica, roots of Panax ginseng and fruits of Vitis vinifera. It also relates to the method of preparation of the said composition. The said novel composition is useful in the condition of ischemic heart diseases like atherosclerosis, ischemia, myocardial infarction and congestive heart failure.

No. of Pages : 27 No. of Claims : 10

(12) PATENT APPLICATION PUBLICATION
(19) INDIA
(22) Date of filing of Application :02/11/2012
(21) Application No.3185/MUM/2012 A
(43) Publication Date : 16/05/2014

(54) Title of the invention : SYSTEM AND METHOD FOR AUTOMATED SERVICE DEPLOYMENT

(51) International classification	:G06F9/44, G06F15/16
(31) Priority Document No	:NA
(32) Priority Date	:NA
(33) Name of priority country	:NA
(86) International Application No	:NA
Filing Date	:NA
(87) International Publication No	: NA
(61) Patent of Addition to Application Number	:NA
Filing Date	:NA
(62) Divisional to Application Number	:NA
Filing Date	:NA

(71)**Name of Applicant :**
1)TATA CONSULTANCY SERVICES LIMITED
Address of Applicant :NIRMAL BUILDING, 9TH FLOOR, NARIMAN POINT, MUMBAI 400021, Maharashtra India
(72)**Name of Inventor :**
1)DEVASSYKUTTY, JOEMON THANIKKAL
2)SURENDRAN, AMBAREESH PARAYIL
3)PUJARI, SANDEEP TUKARAM

(57) Abstract :
The present invention relates to a system and method for providing automated environment independent ESB service deployment and monitoring on plurality of nodes. Further, the present invention provides a method of configuring an installer package file having bundled artifacts and the binding files of various environments. The deployment is executed through a single click action for triggering the cascaded tasks in a predetermined sequence. A side-by-side monitoring is provided for deployment process. After the services being deployed on the plurality of nodes, a verification module is configured to verify the deployed services and further a report is generated.

No. of Pages : 24 No. of Claims : 14

(12) PATENT APPLICATION PUBLICATION
(21) Application No.478/MUM/2011 A
(19) INDIA
(22) Date of filing of Application :21/02/2011
(43) Publication Date : 16/05/2014

(54) Title of the invention : ERGONOMICALLY DESIGNED THRESHER

(51) International classification	:A01F 12/39, A01F 7/00	(71)**Name of Applicant :** **1)SHRI. RAMDEOBABA KAMLA NEHRU ENGINEERING COLLEGE, NAGPUR** Address of Applicant :GITTI KHADAN, KATOL ROAD NAGPUR- 440013 Maharashtra India
(31) Priority Document No	:NA	
(32) Priority Date	:NA	(72)**Name of Inventor :** **1)RASHMI SHAHU**
(33) Name of priority country	:NA	
(86) International Application No	:NA	
Filing Date	:NA	
(87) International Publication No	:N/A	
(61) Patent of Addition to Application Number	:NA	
Filing Date	:NA	
(62) Divisional to Application Number	:NA	
Filing Date	:NA	

(57) Abstract :
Safety is ensured with respect to traumatic injuries, the modification can be done in existing machine; project the operator from objects flying from threshing drum.

No. of Pages : 3 No. of Claims : 5

(12) PATENT APPLICATION PUBLICATION
(19) INDIA
(22) Date of filing of Application :13/10/2010
(21) Application No.2850/MUM/2010 A
(43) Publication Date : 16/05/2014

(54) Title of the invention : SYNTHESIS AND EVALUATION OF ANTIPSYCHOTIC ACTIVITY OF N-11-(4'-N-ARYL CARBOXAMIDO/ N-(ARY)-A-PHENYL ACETAMIDO- PIPERAZINNYL)-5H-DIBENZ[B,F] [1,4] - DIBENZOXAZEPIN DERIVATIVES

(51) International classification	:A61K31/55, C07D267/20
(31) Priority Document No	:NA
(32) Priority Date	:NA
(33) Name of priority country	:NA
(86) International Application No	:NA
Filing Date	:NA
(87) International Publication No	:N/A
(61) Patent of Addition to Application Number	:NA
Filing Date	:NA
(62) Divisional to Application Number	:NA
Filing Date	:NA

(71)**Name of Applicant :**
1)WAGH SANJAY BABURAO
Address of Applicant :MATRU DHARSHAN, OPPOSITE VASANT MARKET, OLD GANGAPUR NAKA, NASHIK - 422 005, Maharashtra India
2)JAIN MANOJ SOURAJ
(72)**Name of Inventor :**
1)WAGH SANJAY BABURAO
2)JAIN MANOJ SONRAJ
3)SURANA SANJAY JAVARILAL
4)JAIN NITIN PANNALAL

(57) Abstract :
The compounds of formula i and ii

No. of Pages : 24 No. of Claims : 9

(12) PATENT APPLICATION PUBLICATION
(19) INDIA
(22) Date of filing of Application :01/08/2011
(21) Application No.1123/MUM/2011 A
(43) Publication Date : 16/05/2014

(54) Title of the invention : IMPROVED SUGARCANE HARVESTER AND METHOD OF USING THE SAME

(51) International classification :A01D45/10
(31) Priority Document No :NA
(32) Priority Date :NA
(33) Name of priority country :NA
(86) International Application No :NA
Filing Date :NA
(87) International Publication No : NA
(61) Patent of Addition to Application Number :NA
Filing Date :NA
(62) Divisional to Application Number :NA
Filing Date :NA

(71)**Name of Applicant :**
1)KUNAL ENTERPRISES
Address of Applicant :A/P-BAHE, TAL.-WALWA, DIST.-SANGLI. WORKS: PLOT.NO.-B-12, M.I.D.C.,ISLAMPUR-415409, TAL.-WALWA, DIST.-SANGLI. Maharashtra India
2)RAJARAMBAPU INSTITUTE OF TECHNOLOGY
(72)**Name of Inventor :**
1)SALUNKHE SURESHRAO ANANDRAO
2)DESHPANDE PRASHANT PRALHAD
3)SALUNKHE SONALKUMAR SURESHRAO
4)SALUNKHE DEEPIKA SURESHRAO
5)SALUNKHE SARIKA SURESHRAO
6)SALUNKHE KUNAL SURESHRAO

(57) Abstract :
This invention relates to a machine for harvesting crop of vertically-elongated, stalk-type such as sugarcane. As the present large size harvester machines are designed to be efficiently used in large size sugarcane fields and are useful for base-cutting of sugarcane stalks of plantations only of one particular row width, they are not useful for countries where different framers use different row-width in there sugarcane fields and farm - sizes are small. Similarly, where same operator carries out top -chopping and base-cutting work, farmers face serial difficulties due to lack of proper chopping and cutting work. Also, in countries where collecting , bundling and cane-bundle-binding works are done before sugarcane stalks are transported to sugar mills, farmer face serious difficulties due to lack of sufficient available labor and hence mechanizations if these operations is very essential. The present inventions provides new inventive mechanisms to carry out all these operations in sugarcane fields of different row widths and hence is a boon to sugarcane-farmers of developing countries.

No. of Pages : 105 No. of Claims : 9

(12) PATENT APPLICATION PUBLICATION
(21) Application No.1773/MUM/2011 A
(19) INDIA
(22) Date of filing of Application :17/06/2011
(43) Publication Date : 16/05/2014

(54) Title of the invention : NOVEL PLASMODIUM PROTEIN AS MALARIAL VACCINE AND DRUG TARGET

(51) International classification :A61K39/015
(31) Priority Document No :NA
(32) Priority Date :NA
(33) Name of priority country :NA
(86) International Application No :NA
Filing Date :NA
(87) International Publication No :N/A
(61) Patent of Addition to Application Number :NA
Filing Date :NA
(62) Divisional to Application Number :NA
Filing Date :NA

(71)**Name of Applicant :**
1)TATA INSTITUTE OF FUNDAMENTAL RESEARCH
Address of Applicant :HOMI BHABHA ROAD,COLABA, NAVY NAGAR, MUMBAI-400 005,STATE OF Maharashtra India
(72)**Name of Inventor :**
1)SHARMA , SHOBHONA
2)DAS , SUDIPTA

(57) Abstract :
Antibody, recombinant vaccine and pharmaceutical composition for detection and treatment of malaria for Plasmodium infection P. falciparum antigen are provided. A method of synchronizing Plasmodium infection in tissue culture is also provided, comprising administering to the cultures a pharmaceutical composition comprising at least one antibody, removal of which releases the nuclear division arrest, allowing the population to develop through the subsequent stages synchronously. A diagnostic kit is also provided for in vitro detection of Plasmodium infections.

No. of Pages : 46 No. of Claims : 16

(12) PATENT APPLICATION PUBLICATION
(21) Application No.2293/MUM/2011 A
(19) INDIA
(22) Date of filing of Application :12/08/2011
(43) Publication Date : 16/05/2014

(54) Title of the invention : AN IMPROVED PROCESS FOR THE PREPARATION OF LACOSAMIDE

(51) International classification	:C07C 233/65
(31) Priority Document No	:NA
(32) Priority Date	:NA
(33) Name of priority country	:NA
(86) International Application No	:NA
Filing Date	:NA
(87) International Publication No	: NA
(61) Patent of Addition to Application Number	:NA
Filing Date	:NA
(62) Divisional to Application Number	:NA
Filing Date	:NA

(71)**Name of Applicant :**
1)Alembic Pharmaceuticals Limited
Address of Applicant :Alembic Research Centre Alembic Pharmaceuticals Limited Alembic Road Vadodara-390003 GUJARAT, INDIA
(72)**Name of Inventor :**
1)RAMAN Jayaraman Venkat
2)PILLAI Bijukumar Gopinathan
3)HAMIRANI Bhavinkumar

(57) Abstract :
The present invention relates to an improved process for the preparation of Lacosamide having formula (I).

No. of Pages : 17 No. of Claims : 2

(12) PATENT APPLICATION PUBLICATION
(21) Application No.2720/MUM/2011 A
(19) INDIA
(22) Date of filing of Application :27/09/2011
(43) Publication Date : 16/05/2014

(54) Title of the invention : AN IMPROVED PROCESS FOR THE PREPARATION OF ANGIOTENSIN II ANTAGONISTS AND INTERMEDIATES THEREOF

(51) International classification	:C07D 257/04	(71)**Name of Applicant :**
(31) Priority Document No	:NA	**1)ALKEM LABORATORIES LTD.**
(32) Priority Date	:NA	Address of Applicant :DEVASHISH,ALKEM HOUSE,SENAPATI BAPAT MARG,LOWER PAREL,MUMBAI 400 013, Maharashtra India
(33) Name of priority country	:NA	
(86) International Application No	:NA	(72)**Name of Inventor :**
Filing Date	:NA	**1)MAHENDRANATH RAO NARASIMHA RAO**
(87) International Publication No	:N/A	**2)LOKESH RAVILLA**
(61) Patent of Addition to Application Number	:NA	**3)SHRIDHARA KANAKAMAJALU**
Filing Date	:NA	**4)KOTHAPALLI SUNDARRAJA RAO**
(62) Divisional to Application Number	:NA	**5)KUPPUSWAMY NAGARAJAN**
Filing Date	:NA	

(57) Abstract :
The present invention relates to an improved process for the preparation of angiotensin receptor antagonists and intermediates thereof. Particularly the present invention relates to an improved process for the preparation of N-(l-oxopentyl)-N-[[2'-(lH-tetrazol-5-yl) [1, l'-biphenyl]-4-yl] methyl]-L-valine of Formula 1

No. of Pages : 36 No. of Claims : 12

(12) PATENT APPLICATION PUBLICATION
(21) Application No.3278/MUM/2012 A
(19) INDIA
(22) Date of filing of Application :12/11/2012
(43) Publication Date : 16/05/2014

(54) Title of the invention : AUTOMOTIVE DRIVER SYSTEM WITH SHORT CIRCUIT PROTECTION

(51) International classification	:H02H3/08, H03K17/00
(31) Priority Document No	:NA
(32) Priority Date	:NA
(33) Name of priority country	:NA
(86) International Application No	:NA
Filing Date	:NA
(87) International Publication No	: NA
(61) Patent of Addition to Application Number	:NA
Filing Date	:NA
(62) Divisional to Application Number	:NA
Filing Date	:NA

(71)**Name of Applicant :**
1)TATA MOTORS LIMITED
Address of Applicant :Bombay House 24 Homi Mody Street Hutatma Chowk Mumbai 400 001 Maharashtra India
(72)**Name of Inventor :**
1)VAIDYA VISHWAS MANOHAR
2)GAWALI VAISHALI KISHOR
3)SHINDE NAYANA KIRAN

(57) Abstract :
Embodiments of the disclosure relates to a driver system with short circuit protection in automotive applications. The driver system makes use of off-the-shelf solid state switches such as power transistors or MOSFETs for driving high current automotive loads. The short circuit protection is provided by employing an opto-isolator based short circuit protection. The control unit triggers the solid state switch ON by means of an edge signal on an output pin. Thereafter the out pin is re-configured as input for monitoring the short-circuit condition. The optocoupler isolator detects and protects the driver from the short circuit as well as notifying the input pin about the short circuit by means of voltage changes on the pin.

No. of Pages : 18 No. of Claims : 11

(12) PATENT APPLICATION PUBLICATION
(19) INDIA
(22) Date of filing of Application :24/12/2010
(21) Application No.3523/MUM/2010 A
(43) Publication Date : 16/05/2014

(54) Title of the invention : WATER CLARIFICATION COMPOSITION AND PROCESS

(51) International classification	:C02F1/52, C02F1/56
(31) Priority Document No	:NA
(32) Priority Date	:NA
(33) Name of priority country	:NA
(86) International Application No	:NA
Filing Date	:NA
(87) International Publication No	: NA
(61) Patent of Addition to Application Number	:NA
Filing Date	:NA
(62) Divisional to Application Number	:NA
Filing Date	:NA

(71)**Name of Applicant :**
1)HINDUSTAN UNILEVER LIMITED
Address of Applicant :UNILEVER HOUSE, B.D. SAWANT MARG, CHAKALA, ANDHERI EAST, MUMBAI - 400 099, Maharashtra India
(72)**Name of Inventor :**
1)BISWAS SARMISTHA
2)HIBARE SUJITKUMAR SURESH
3)SHAH BIJAL DHARMVIRBHAI
4)SHRESTH RUDRA SAURABH
5)THIRUMENI DHANALAKSHMI

(57) Abstract :
The present invention is in the field of water purification compositions and processes. In particular the invention relates to the clarification of laundry wash and/or rinse liquor for water saving by re-use. It is therefore an object of the present invention to provide water saving in household process, especially laundry processes, especially hand wash in a short time. We have found that a paste comprising an electrolyte flocculant and a polymer coagulant dispersed in a continuous phase of the solution of a quaternary ammonium compounds, provides a stable and effective water purification and clarification composition.

No. of Pages : 19 No. of Claims : 6

(12) PATENT APPLICATION PUBLICATION
(21) Application No.2267/MUM/2012 A
(19) INDIA
(22) Date of filing of Application :07/08/2012
(43) Publication Date : 16/05/2014

(54) Title of the invention : A METHOD AND SYSTEM FOR AUTOMATED ADVERTISING

(51) International classification	:G06Q30/00, G06F7/00, G06F17/30
(31) Priority Document No	:NA
(32) Priority Date	:NA
(33) Name of priority country	:NA
(86) International Application No	:NA
Filing Date	:NA
(87) International Publication No	: NA
(61) Patent of Addition to Application Number	:NA
Filing Date	:NA
(62) Divisional to Application Number	:NA
Filing Date	:NA

(71)**Name of Applicant :**
1)DHARMENDRA JAIN
Address of Applicant :D.B.Z-N-190, NEAR HOTEL SHIV, GANDHIDHAM KUTCH, GUJARAT India
2)PANKIL MEHTA
(72)**Name of Inventor :**
1)DHARMENDRA JAIN
2)PANKIL MEHTA

(57) Abstract :
Accordingly it is a principle object of the present invention to overcome the disadvantages and limitations of prior art methods and systems and provide a method and system for automated advertizing at traffic signal on networked media communication device constituted in accordance with the principles of the present invention which will be a automated system and a method for facilitating advertisers for automated advertizing at traffic signal networks, where in the advertiser used automated advertizing system to display advertise. The defined method and system may propose a advertizing solution that is universally useable, scalable and independent of new technology. It does not require any physical connectivity between the different parts of the system and uses minimum infrastructure that is cheaply maintained. It is language independent. It is extremely simple to understand and deploy, while being easy to use. The system is portable for different means of advertisement and can be deployed anywhere in very little time. It truly benefits everyone.

No. of Pages : 39 No. of Claims : 33

(12) PATENT APPLICATION PUBLICATION
(21) Application No.3143/MUM/2012 A
(19) INDIA
(22) Date of filing of Application :30/10/2012
(43) Publication Date : 16/05/2014

(54) Title of the invention : METHOD TO DETERMINE CRITICAL STRAIN NON-UNIFORMITY INDEX INDICATING FAILURE IN FORMING OF SHEET METAL PRODUCT

(51) International classification	:G01N 3/28, G01N 3/00	(71)**Name of Applicant :** **1)INDIAN INSTITUTE OF TECHNOLOGY, BOMBAY** Address of Applicant :INDIAN INSTITUTE OF TECHNOLOGY BOMBAY, POWAI MUMBAI 400 076, Maharashtra India
(31) Priority Document No	:NA	
(32) Priority Date	:NA	(72)**Name of Inventor :**
(33) Name of priority country	:NA	**1)P.P. DATE**
(86) International Application No	:NA	**2)PARAG B. MARATHE**
Filing Date	:NA	
(87) International Publication No	: NA	
(61) Patent of Addition to Application Number	:NA	
Filing Date	:NA	
(62) Divisional to Application Number	:NA	
Filing Date	:NA	

(57) Abstract :
The present invention proposes a method to determine critical strain non-uniformity index (Critical SNI) established based on true thickness strain distribution which serves as failure criterion when deforming metal sheets into useful shapes. In the present invention, the Critical SNI is established using FEA simulations for the square cup geometry for three materials - two varieties of steel and aluminium. This is then compared with the critical SNI from experimental strain distributions from the cylindrical cups drawn from CP aluminium. Variation in critical SNI due to variations in the material properties and forming conditions is also determined. In the present method, the critical value of the SNI is robust, less tedious, less costly, consuming less time and which does not require any additional effort to establish a correlation between failure criteria based on test samples and actual press shop scenario.

No. of Pages : 23 No. of Claims : 5

(12) PATENT APPLICATION PUBLICATION
(21) Application No.3267/MUM/2012 A
(19) INDIA
(22) Date of filing of Application :09/11/2012
(43) Publication Date : 16/05/2014

(54) Title of the invention : AN ODOUR-FREE PROCESS FOR HANDLING OF ORGANIC SOLID WASTES FOR BIOMETHANATION AND SIMULTANEOUS PRODUCTION OF SOLID BIO-FUEL/MANURE

(51) International classification :B01D53/14,C02F 11/04, C10L3/06,
(31) Priority Document No :NA
(32) Priority Date :NA
(33) Name of priority country :NA
(86) International Application No :NA
Filing Date :NA
(87) International Publication No : NA
(61) Patent of Addition to Application Number :NA
Filing Date :NA
(62) Divisional to Application Number :NA
Filing Date :NA

(71)**Name of Applicant :**
1)M/S. SARDAR PATEL RENEWABLE ENERGY RESEARCH INSTITUTE
Address of Applicant :POST BOX NO.2, NEAR B.V.M.ENGINEERING COLLEGE, VALLABH VIDYANAGAR, GUJARAT -388 120 India
(72)**Name of Inventor :**
1)DR. BHIM SEN PATHAK
2)ER. HIMALI MEHTA
3)ER. SAMIR VAHORA

(57) Abstract :
The present invention illustrates a method for an odour-free process for handling of organic solid wastes for biomethanation and simultaneous production of bio-fuel/ manure. It includes a novel concept for converting organic solid wastes into biogas using a combination of mechanical and biological methods by maintaining an odour free environment throughout. The first phase involves mechanical pre-treatment of the waste to produce organic rich leachate. The solid residues generated after extraction of the leachate by mechanical treatment are converted into solid bio-fuel (briquettes) /good quality manure. The second phase includes a biological conversion of the leachate to biogas by using a hybrid anaerobic reactor operating at an ambient temperature of 30±5°C. The effluent from the reactor is used as a soil conditioner. The biogas produced from the leachate can be used for thermal applications or electricity generation and the sludge from the bottom of the reactor can be used as manure after composting.

No. of Pages : 21 No. of Claims : 15

(12) PATENT APPLICATION PUBLICATION
(19) INDIA
(22) Date of filing of Application :09/11/2012
(21) Application No.3268/MUM/2012 A
(43) Publication Date : 16/05/2014

(54) Title of the invention : REAL-TIME AND RELIABLE DATA TRANSMISSION OVER INTERNET OF THINGS NETWORK

(51) International classification :H04L12/26,H04L29/06
(31) Priority Document No :NA
(32) Priority Date :NA
(33) Name of priority country :NA
(86) International Application No :NA
Filing Date :NA
(87) International Publication No : NA
(61) Patent of Addition to Application Number :NA
Filing Date :NA
(62) Divisional to Application Number :NA
Filing Date :NA

(71)**Name of Applicant :**
1)TATA CONSULTANCY SERVICES LIMITED
Address of Applicant :Nirmal Building 9th Floor Nariman Point Mumbai 400021 Maharashtra India
(72)**Name of Inventor :**
1)SHARMA Hrishikesh
2)P. Balamurali

(57) Abstract :
Systems and methods for reliable and real-time data transmission over an Internet of Things network based on implementation of forward error correction techniques are described. According to the present subject matter the method includes generating a primary source data (PSD) packet based on padding of a source data packet wherein the source data packet comprises session layer data of a unicast message obtained from session layer of a seven layer open systems interconnection (OSI) model network and wherein the source data packet is generated intermittently. The method further includes implementing a forward error correction (FEC) technique for the PSD packet to generate a primary redundant data (PRD) packet wherein the PRD packet includes extra repair data for the PSD packet.

No. of Pages : 38 No. of Claims : 18

(12) PATENT APPLICATION PUBLICATION
(19) INDIA
(22) Date of filing of Application :26/03/2013
(21) Application No.580/MUMNP/2013 A
(43) Publication Date : 16/05/2014

(54) Title of the invention : SYSTEM AND METHOD FOR HARVESTING ENERGY SAVINGS ON A REMOTE BEVERAGE SYSTEM

(51) International classification	:B65B59/00, B67D1/10
(31) Priority Document No	:61/386340
(32) Priority Date	:24/09/2010
(33) Name of priority country	:U.S.A.
(86) International Application No	:PCT/US2011/052900
Filing Date	:23/09/2011
(87) International Publication No	:WO 2012/040546
(61) Patent of Addition to Application Number	:NA
Filing Date	:NA
(62) Divisional to Application Number	:NA
Filing Date	:NA

(71)**Name of Applicant :**
1)MANITOWOC FOODSERVICE COMPANIES LLC
Address of Applicant :2400 South 44th Street Manitowoc WI 54220 U.S.A.
(72)**Name of Inventor :**
1)BROWN James Wallace
2)SPRINKLE Aaron Charles
3)MORROW James R.

(57) Abstract :
A method and system that detects if a carbonator has cycled in a beverage system and deactivates a circulator pump that circulates carbonated water in the beverage system based on if the carbonator has cycled.

No. of Pages : 24 No. of Claims : 24

(12) PATENT APPLICATION PUBLICATION
(19) INDIA
(22) Date of filing of Application :03/12/2012
(21) Application No.10111/CHENP/2012 A
(43) Publication Date : 16/05/2014

(54) Title of the invention : STAPHYLOCOCCUS AUREUS LEUKOCIDINS THERAPEUTIC COMPOSITIONS AND USES THEREOF

(51) International classification :A61K39/395,A61K38/16,A61K38/17
(31) Priority Document No :61/331550
(32) Priority Date :05/05/2010
(33) Name of priority country :U.S.A.
(86) International Application No :PCT/US2011/035354
Filing Date :05/05/2011
(87) International Publication No :WO 2011/140337
(61) Patent of Addition to Application Number :NA
Filing Date :NA
(62) Divisional to Application Number :NA
Filing Date :NA

(71)**Name of Applicant :**
1)NEW YORK UNIVERSITY
Address of Applicant :70 Washington Square South New York 10012 U.S.A.
(72)**Name of Inventor :**
1)TORRES Victor J.
2)DUMONT Ashley L.

(57) Abstract :
Disclosed herein are isolated and purified Staphylococcus aureus bi component leukocidin referred to herein as LukAB and its components LukA and LukB antibodies specific to LukA antibodies specific to LukB therapeutic compositions containing LukA and/or LukB or anti LukA and/or anti LukB antibodies uses of the compositions to treat acute inflammatory conditions or S. aureus infection methods for identifying inhibitors of LukAB mediated cytotoxicity of human phagocytes and methods for using LukAB as a marker to predict severity of S. aureus infection.

No. of Pages : 139 No. of Claims : 20

(12) PATENT APPLICATION PUBLICATION
(21) Application No.10113/CHENP/2012 A
(19) INDIA
(22) Date of filing of Application :03/12/2012
(43) Publication Date : 16/05/2014

(54) Title of the invention : METHOD AND DEVICE FOR ELIMINATING NOX AND N2O

(51) International classification :B01D53/86,B01J29/072
(31) Priority Document No :10 2010 022 755.7
(32) Priority Date :04/06/2010
(33) Name of priority country :Germany
(86) International Application No :PCT/EP2011/002304
Filing Date :09/05/2011
(87) International Publication No :WO 2011/151006
(61) Patent of Addition to Application Number :NA
Filing Date :NA
(62) Divisional to Application Number :NA
Filing Date :NA

(71)**Name of Applicant :**
1)THYSSENKRUPP UHDE GMBH
Address of Applicant :Friedrich Uhde Strasse 15 44141 Dortmund Germany
(72)**Name of Inventor :**
1)SCHWEFER Meinhard
2)GROVES Michael
3)PERBANDT Christian
4)SIEFERT Rolf

(57) Abstract :
The invention relates to a method for removing NO and NO from exhaust gases. The DeNO stage is operated downstream of the DeNO stage at inlet temperatures of T <= 400 °C and the input gas for the DeNO stage contains water and has a selected NO/NO ratio. The operating parameters of temperature pressure and spatial velocity of the DeNO stage are selected in such a way that an NO decomposition of 80 to 98% results. Under said conditions the downstream DeNO stage can be operated under optimal conditions. The method can be performed in a device that comprises the following elements: A) a device (2) for adjusting the water content of the gas (1) containing NO and NO B) a DeNO stage (3) for reducing the NO content of the gas flow containing a zeolite catalyst loaded with iron C) a cooling device (4) for cooling the gas flow (5) leaving the DeNO stage D) a DeNO stage (6) containing an SCR catalyst for reducing the NO content of the gas flow and E) a supply line (7) for introducing reductant for NO into the gas flow (5) leaving the DeNO stage.

No. of Pages : 34 No. of Claims : 24

(12) PATENT APPLICATION PUBLICATION
(19) INDIA
(22) Date of filing of Application :03/12/2012
(21) Application No.10114/CHENP/2012 A
(43) Publication Date : 16/05/2014

(54) Title of the invention : COMPOUNDS AND METHODS OF TREATING BRAIN DISORDERS

(51) International classification :C07D277/587,C07D277/32,C07D277/22
(31) Priority Document No :61/331483
(32) Priority Date :05/05/2010
(33) Name of priority country :U.S.A.
(86) International Application No :PCT/US2011/035155
Filing Date :04/05/2011
(87) International Publication No :WO 2011/140198
(61) Patent of Addition to Application Number :NA
Filing Date :NA
(62) Divisional to Application Number :NA
Filing Date :NA

(71)**Name of Applicant :**
1)THE BOARD OF TRUSTEES OF THE UNIVERSITY OF ILLINOIS
Address of Applicant :352 Henry Administration Building 506 South Wright Street Urbana IL 61801 U.S.A.
(72)**Name of Inventor :**
1)THATCHER Gregory R.J.
2)QIN Zhihui
3)LUO Jia

(57) Abstract :
Nitrated and non nitrated compounds capable of protecting brain tissue from injury and useful as therapeutic agents to treat neurodegenerative diseases and conditions are disclosed. Methods of using the compounds in therapeutic treatments and methods of preparing the compounds also are disclosed.

No. of Pages : 81 No. of Claims : 23

(12) PATENT APPLICATION PUBLICATION
(19) INDIA
(22) Date of filing of Application :03/12/2012
(21) Application No.10116/CHENP/2012 A
(43) Publication Date : 16/05/2014

(54) Title of the invention : METHODS FOR REMOVING CONTAMINANTS FROM NATURAL GAS

(51) International classification :B01D53/047
(31) Priority Document No :61/331970
(32) Priority Date :06/05/2010
(33) Name of priority country :U.S.A.
(86) International Application No :PCT/US2011/032273
Filing Date :13/04/2011
(87) International Publication No :WO 2011/139500
(61) Patent of Addition to Application Number :NA
Filing Date :NA
(62) Divisional to Application Number :NA
Filing Date :NA

(71)**Name of Applicant :**
1)LINDE AKTIENGESELLSCHAFT
Address of Applicant :Klosterhofstr. 1 80331 Munich Germany
(72)**Name of Inventor :**
1)SETHNA Rustam H.
2)KRISHNAMURTHY Ramachandran

(57) Abstract :
A method for removing contaminants from natural gas streams. The natural gas stream is fed to a dryer then a membrane module and a multibed multilayer vacuum swing adsorption process for removal of oxygen nitrogen and carbon dioxide from the natural gas stream. Alternatively when carbon dioxide is in relatively low concentration in the natural gas stream the membrane module step is not employed.

No. of Pages : 18 No. of Claims : 27

(12) PATENT APPLICATION PUBLICATION
(19) INDIA
(22) Date of filing of Application :03/12/2012
(21) Application No.10121/CHENP/2012 A
(43) Publication Date : 16/05/2014

(54) Title of the invention : DYES AND BLENDS FOR SHADING DURING LAUNDRY

(51) International classification :C11D3/00,C11D3/42,C09B31/02
(31) Priority Document No :61/332216
(32) Priority Date :07/05/2010
(33) Name of priority country :U.S.A.
(86) International Application No :PCT/EP2011/056456
Filing Date :21/04/2011
(87) International Publication No :WO 2011/138183
(61) Patent of Addition to Application Number :NA
Filing Date :NA
(62) Divisional to Application Number :NA
Filing Date :NA

(71)**Name of Applicant :**
1)BASF SE
Address of Applicant :67056 Ludwigshafen Germany
(72)**Name of Inventor :**
1)ARAYA HERNANDEZ Carmen
2)BACHMANN Frank
3)KRAMER Hans
4)SCHLENKER Wolfgang
5)RANE Deepak M.

(57) Abstract :
The present invention relates to a laundry shading process with specific blue or violet bisazo dyes alone or in combination with a photocatalyst. Further aspects of the invention are a composition comprising at least one photocatalyst and at least one of the specific bisazo dyes. The composition is particularly useful for shading textiles during laundry. Further aspects of the invention are a detergent composition a fabric softener composition containing these dyes or mixtures of these dyes and photocatalysts and novel blue or violet bisazo dyes.

No. of Pages : 56 No. of Claims : 15

(12) PATENT APPLICATION PUBLICATION
(21) Application No.10155/CHENP/2012 A
(19) INDIA
(22) Date of filing of Application :04/12/2012
(43) Publication Date : 16/05/2014

(54) Title of the invention : ANTENNA DEVICE AND DISPLAY DEVICE

(51) International classification :H01Q21/28,H01Q1/38,H01Q9/26
(31) Priority Document No :2010132684
(32) Priority Date :10/06/2010
(33) Name of priority country :Japan
(86) International Application No :PCT/JP2011/003268
Filing Date :09/06/2011
(87) International Publication No :WO 2011/155209
(61) Patent of Addition to Application Number :NA
Filing Date :NA
(62) Divisional to Application Number :NA
Filing Date :NA

(71)**Name of Applicant :**
1)PANASONIC CORPORATION
Address of Applicant :1006 Oaza Kadoma Kadoma shi Osaka 5718501 Japan
(72)**Name of Inventor :**
1)HAMABE Taichi

(57) Abstract :
Disclosed is an antenna device with a dipole antenna (110) a first monopole antenna and a second monopole antenna arranged on an insulating substrate (140). The dipole antenna (110) is provided with left and right elements connected to a feeder unit (150). The left and right elements have first sections that extend away from the feeder unit and second sections that are separated to the left and right and extend from the first section. The first monopole antenna (120) is connected to the feeder unit and is positioned to extend towards the second part of the left element of the dipole antenna (110). The second monopole antenna (130) is connected to the feeder unit (150) and is positioned to extend towards the second section of the right element of the dipole antenna (110).

No. of Pages : 34 No. of Claims : 8

(12) PATENT APPLICATION PUBLICATION
(21) Application No.10156/CHENP/2012 A
(19) INDIA
(22) Date of filing of Application :04/12/2012
(43) Publication Date : 16/05/2014

(54) Title of the invention : WIND TURBINE AND METHOD FOR OPERATING A WIND TURBINE

(51) International classification :H02J3/38,H02J3/26
(31) Priority Document No :10 2010 023 038.3
(32) Priority Date :08/06/2010
(33) Name of priority country :Germany
(86) International Application No :PCT/EP2011/059195
Filing Date :03/06/2011
(87) International Publication No :WO 2011/154319
(61) Patent of Addition to Application Number :NA
Filing Date :NA
(62) Divisional to Application Number :NA
Filing Date :NA

(71)**Name of Applicant :**
1)REPOWER SYSTEMS AG
Address of Applicant :berseering 10 22297 Hamburg Germany
(72)**Name of Inventor :**
1)FORTMANN Jens

(57) Abstract :
The invention relates to a method for operating a wind turbine (10) in which electrical energy is produced by means of a generator (11) and is fed into an electrical power network (15 17). The electrical energy is fed to the secondary side (13) of a transformer (12) at a low voltage and is output on the primary side (13) of the transformer (12) at a higher voltage. The potential on the primary side (14) of the transformer (12) is undefined. In the method a measured value of the voltage between the primary side (14) of the transformer (12) and the earth potential is first recorded. The measured value is compared with a predefined limit value. The electrical energy produced by the generator (11) is changed if the measured value exceeds the limit value. The invention further relates to a wind turbine (10) designed to carry out the method. By means of the method according to the invention faults in the medium voltage network (15) can be reacted to without an additional star point on the primary side (14) of the transformer (12) being required.

No. of Pages : 35 No. of Claims : 13

(12) PATENT APPLICATION PUBLICATION
(19) INDIA
(22) Date of filing of Application :04/12/2012
(21) Application No.10157/CHENP/2012 A
(43) Publication Date : 16/05/2014

(54) Title of the invention : COMMUNICATION AVAILABLE TRANSPORT NETWORK BANDWIDTH TO L2 ETHERNET NODES

(51) International classification :H04L12/26,H04L12/28,H04L12/56
(31) Priority Document No :12/795721
(32) Priority Date :07/06/2010
(33) Name of priority country :U.S.A.
(86) International Application No :PCT/US2011/038728
Filing Date :01/06/2011
(87) International Publication No :WO 2011/156189
(61) Patent of Addition to Application Number :NA
Filing Date :NA
(62) Divisional to Application Number :NA
Filing Date :NA

(71)**Name of Applicant :**
1)ALCATEL LUCENT USA INC.
Address of Applicant :600 700 Mountain Avenue Murray Hill NJ 07974 0636 U.S.A.
2)ALCATEL LUCENT
(72)**Name of Inventor :**
1)DIBIRDI Alp
2)CHAN Hansen

(57) Abstract :
Various embodiments relate to a communications system and related method of advertising available bandwidth capacities of leased links. After leasing a link to an operator device a provider (101) or operator may monitor the available capacity of the leased link and generate an advertising frame when the actual available capacity is below the defined leased capacity of the link. The advertising frame may be an L2 Ethernet frame in a form similar to the routing protocol used in the communications network to avoid additional strain and complexity in the network due to additional protocols for traffic engineering. After propagating the new information throughout the network using the advertising frame operator devices may redirect or shape their traffic of data in response to the updated available capacity on the leased link.

No. of Pages : 33 No. of Claims : 10

(12) PATENT APPLICATION PUBLICATION
(19) INDIA
(22) Date of filing of Application :04/12/2012
(21) Application No.10158/CHENP/2012 A
(43) Publication Date : 16/05/2014

(54) Title of the invention : POLYOLEFIN ELASTOMER COMPOSITION FOR ARTIFICIAL LEATHER APPLICATIONS

(51) International classification :C08L23/08,C08L23/10,C08F297/08
(31) Priority Document No :61/352421
(32) Priority Date :08/06/2010
(33) Name of priority country :U.S.A.
(86) International Application No :PCT/US2010/048330
Filing Date :10/09/2010
(87) International Publication No :WO 2011/155956
(61) Patent of Addition to Application Number :NA
Filing Date :NA
(62) Divisional to Application Number :NA
Filing Date :NA

(71)**Name of Applicant :**
1)DOW GLOBAL TECHNOLOGIES LLC
Address of Applicant :2040 Dow Center Midland MI 48674 U.S.A.
(72)**Name of Inventor :**
1)KRABBENBORG Franciscus

(57) Abstract :
The present invention relates to a thermoplastic polyolefin elastomer composition in powder form comprising (i) an olefin block copolymer or (ii) a substantially linear ethylene polymer and/or a linear ethylene polymer and propylene polymer blend. Said composition demonstrates good pulverizing and flow characteristics at ambient temperature. In another aspect this invention relates to a process for preparing said thermoplastic polyolefin elastomer powder and applications for using said powder. In a further aspect this invention relates to paper transfer molding said thermoplastic polyolefin elastomer composition into artificial leather particularly for skins for automotive interior applications such as instrument panels.

No. of Pages : 35 No. of Claims : 8

(12) PATENT APPLICATION PUBLICATION
(19) INDIA
(22) Date of filing of Application :04/12/2012
(21) Application No.10163/CHENP/2012 A
(43) Publication Date : 16/05/2014

(54) Title of the invention : CATHETER FOR MEASURING ELECTRIC POTENTIAL

(51) International classification :A61B18/12,A61B5/0408,A61B5/0478
(31) Priority Document No :2010130774
(32) Priority Date :08/06/2010
(33) Name of priority country :Japan
(86) International Application No :PCT/JP2011/062889
Filing Date :06/06/2011
(87) International Publication No :WO 2011/155424
(61) Patent of Addition to Application Number :NA
Filing Date :NA
(62) Divisional to Application Number :NA
Filing Date :NA

(71)**Name of Applicant :**
1)TORAY INDUSTRIES INC.
Address of Applicant :1 1 Nihonbashi Muromachi 2 chome Chuo ku Tokyo 1038666 Japan
(72)**Name of Inventor :**
1)HARADA Hiroyuki
2)TAKAOKA Motoki

(57) Abstract :
Provided is a catheter for safely measuring electric potential which can be inserted inside a heart chamber in combination with an ablation catheter with a balloon and which can prevent abnormal heat generation by an electrode for measuring electric potential even if a high frequency current passes through. The catheter for measuring electric potential is provided with: a shaft comprising an electrode for measuring electric potential a metal section having a length of at least 2 mm and a lumen that passes through the distal end from the proximal end in a longitudinal direction; and a metal wire that passes through the abovementioned lumen and is connected to the abovementioned metal section.

No. of Pages : 30 No. of Claims : 8

(12) PATENT APPLICATION PUBLICATION
(21) Application No.10164/CHENP/2012 A
(19) INDIA
(22) Date of filing of Application :04/12/2012
(43) Publication Date : 16/05/2014

(54) Title of the invention : CORNER CUBE IRRADIATION CONTROL

(51) International classification :F27D11/12
(31) Priority Document No :61/332512
(32) Priority Date :07/05/2010
(33) Name of priority country :U.S.A.
(86) International Application No :PCT/US2011/035569
Filing Date :06/05/2011
(87) International Publication No :WO 2011/140472
(61) Patent of Addition to Application Number :NA
Filing Date :NA
(62) Divisional to Application Number :NA
Filing Date :NA

(71)**Name of Applicant :**
1)PRESSCO IP LLC.
Address of Applicant :29200 Aurora Road Cleveland OH 44139 U.S.A.
(72)**Name of Inventor :**
1)COCHRAN Don W.

(57) Abstract :
A system and method for utilizing corner cube reflector technology for irradiation control in direct radiant heating systems is described. The system and method has application in many types of direct irradiation heating systems and is applicable to both narrowband or broadband directed irradiation heating systems. The purpose and result of the implementation is to improve the overall system efficiency through the redirection of photons back to a targeted item which is being heated or treated with the irradiation energy.

No. of Pages : 45 No. of Claims : 15

(12) PATENT APPLICATION PUBLICATION
(19) INDIA
(22) Date of filing of Application :04/12/2012
(21) Application No.10170/CHENP/2012 A
(43) Publication Date : 16/05/2014

(54) Title of the invention : AUTO MORPHING ADAPTIVE USER INTERFACE DEVICE AND METHODS

(51) International classification :G06F3/048
(31) Priority Document No :61/353577
(32) Priority Date :10/06/2010
(33) Name of priority country :U.S.A.
(86) International Application No :PCT/US2011/026830
Filing Date :02/03/2011
(87) International Publication No :WO 2011/156024
(61) Patent of Addition to Application Number :NA
Filing Date :NA
(62) Divisional to Application Number :NA
Filing Date :NA

(71)**Name of Applicant :**
1)QUALCOMM INCORPORATED
Address of Applicant :Attn: International IP Administration 5775 Morehouse Drive San Diego California 92121 U.S.A.
(72)**Name of Inventor :**
1)JOLLIFF Maria Romera
2)MOMEYER Brian
3)FORUTANPOUR Babak
4)YAMAKAWA Devender
5)HORODEZKY Samuel J.
6)KIES Jonathan
7)MASON James P.
8)YEE Jadine N.

(57) Abstract :
An adaptive user interface device capable of implementing multiple modes of input and configuration may adapt to current user inputs and may include configuration changes. In an aspect an adaptive user interface device may be configured for a finger sensing in a touchpad mode and configured for stylus sensing in a digital tablet mode. In another aspect surface features of the adaptive user interface device may change shape such as by raising buttons in response to entering a keyboard or keypad mode. Various mechanisms may be used for raising buttons and may enable presenting buttons in a variety of shapes and locations on the interface. The configuration of the adaptive user interface device may depend upon the user actions and user identity. Configuration modes may be organized according to many levels enabling a single user interface to support a large number of input options functionality within a limited surface area.

No. of Pages : 86 No. of Claims : 100

(12) PATENT APPLICATION PUBLICATION
(21) Application No.10172/CHENP/2012 A
(19) INDIA
(22) Date of filing of Application :04/12/2012
(43) Publication Date : 16/05/2014

(54) Title of the invention : ADAPTIVE IMAGE RENDERING AND USE OF IMPOSTER

(51) International classification :G06F3/14,G06T1/00
(31) Priority Document No :12/814418
(32) Priority Date :11/06/2010
(33) Name of priority country :U.S.A.
(86) International Application No :PCT/US2011/038008
Filing Date :25/05/2011
(87) International Publication No :WO 2011/156138
(61) Patent of Addition to Application Number :NA
Filing Date :NA
(62) Divisional to Application Number :NA
Filing Date :NA

(71)**Name of Applicant :**
1)MICROSOFT CORPORATION
Address of Applicant :One Microsoft Way Redmond Washington 98052 6399 U.S.A.
(72)**Name of Inventor :**
1)GERHARD Lutz
2)VANIK Benjamin

(57) Abstract :
Images and/or collections of images may be rendered in a way that adapts to ambient circumstances and that may enhance a user s perception of experience quality. When an image is requested for display it is determined whether a rendered version of the image exists. If no rendered version of the image exists then an imposter image is displayed. The imposter image may include arbitrary colors and/or patterns. If an appropriate rendered version of the image exists then the rendered version may be displayed in place of the imposter version. While the imposter or rendered image is being displayed the image may be retrieved and may be rendered at other resolutions (e.g. successively higher resolutions). The choice of resolutions may be adapted to available transmission bandwidth display speed or other considerations.

No. of Pages : 26 No. of Claims : 15

(12) PATENT APPLICATION PUBLICATION
(19) INDIA
(22) Date of filing of Application :05/12/2012
(21) Application No.10184/CHENP/2012 A
(43) Publication Date : 16/05/2014

(54) Title of the invention : FILTRATION METHODS AND DEVICES

(51) International classification :C12Q1/24
(31) Priority Document No :61/352205
(32) Priority Date :07/06/2010
(33) Name of priority country :U.S.A.
(86) International Application No :PCT/US2011/039242
Filing Date :06/06/2011
(87) International Publication No :WO 2011/156258
(61) Patent of Addition to Application Number :NA
Filing Date :NA
(62) Divisional to Application Number :NA
Filing Date :NA

(71)**Name of Applicant :**
1)3M INNOVATIVE PROPERTIES COMPANY
Address of Applicant :3M Center Post Office Box 33427 Saint Paul Minnesota 55133 3427 U.S.A.
(72)**Name of Inventor :**
1)MACH Patrick A.
2)RAJAGOPAL Raj
3)XIA Wensheng
4)ZHOU Jinsheng
5)GUO Chunmei

(57) Abstract :
A method of filtering a liquid sample that includes passing a sample comprising at least one biological organism through a filter membrane at a passive water volume flux of at least 10 L/m.h.psi wherein the filter membrane comprises a Bubble Point pore size of no more than 1.0 µm thereby retaining at least one biological organism on the surface of the membrane; and detecting the at least one biological organism retained on the surface of the filter membrane.

No. of Pages : 50 No. of Claims : 34

(12) PATENT APPLICATION PUBLICATION
(19) INDIA
(22) Date of filing of Application :05/12/2012
(21) Application No.10187/CHENP/2012 A
(43) Publication Date : 16/05/2014

(54) Title of the invention : HIGH STIFFNESS HIGH IMPACT PROPYLENE IMPACT COPOLYMERS

(51) International classification :C08L23/10
(31) Priority Document No :12/797717
(32) Priority Date :10/06/2010
(33) Name of priority country :U.S.A.
(86) International Application No :PCT/US2011/039247
Filing Date :06/06/2011
(87) International Publication No :WO 2011/156262
(61) Patent of Addition to Application Number :NA
Filing Date :NA
(62) Divisional to Application Number :NA
Filing Date :NA

(71)**Name of Applicant :**
1)DOW GLOBAL TECHNOLOGIES LLC
Address of Applicant : 2040 Dow Center Midland MI 48674 U.S.A.
(72)**Name of Inventor :**
1)CHOU Chai Jing

(57) Abstract :
The present invention relates to polypropylene impact copolymer compositions which exhibit improved stiffness without degrading the impact resistance performance. The polypropylene impact copolymer comprises a matrix and a dispersed phase. The matrix comprises a polypropylene homopolymer or a propylene/alpha olefin random copolymer which comprises more than 50 wt.% of units derived from propylene monomer. The matrix should have a relatively high crystallinity preferably 50% or greater. The polypropylene homopolymer or a propylene/alpha olefin random copolymer preferably has a MWD between 4 and 8 such as typically obtained using Ziegler Natta catalysts. The dispersed phase in the impact copolymer comprises an ethylene propylene copolymer which comprises from 45 to 70 wt.% of units derived from an ethylene monomer. Preferably the dispersed phase comprises from 20 to 50 percent by weight of the polypropylene impact copolymer.

No. of Pages : 12 No. of Claims : 11

(12) PATENT APPLICATION PUBLICATION
(19) INDIA
(22) Date of filing of Application :05/12/2012
(21) Application No.10188/CHENP/2012 A
(43) Publication Date : 16/05/2014

(54) Title of the invention : PROCESS FOR PREPARING STABLE DISPERSIONS OF STARCH PARTICLES

(51) International classification :C08B30/02,C08B30/06,C08B30/08
(31) Priority Document No :61/352209
(32) Priority Date :07/06/2010
(33) Name of priority country :U.S.A.
(86) International Application No :PCT/US2011/001019
Filing Date :06/06/2011
(87) International Publication No :WO 2011/155979
(61) Patent of Addition to Application Number :NA
Filing Date :NA
(62) Divisional to Application Number :NA
Filing Date :NA

(71)**Name of Applicant :**
1)DOW GLOBAL TECHNOLOGIES LLC
Address of Applicant :2040 Dow Center Midland MI 48674 U.S.A.
(72)**Name of Inventor :**
1)WELSCH Gregory W.
2)NINNESS Brian J.
3)READ Michael
4)YOUNG Timothy J.
5)MATTEUCCI Michal E.
6)HAMMOND David E.
7)HONG Liang
8)ERVICK Donald K. Jr.

(57) Abstract :
In one or more embodiments the present disclosure provides for a process for preparing a dispersion of starch particles in an aqueous liquid. In one or more embodiments the process includes introducing a feed starch and the aqueous liquid into a rotor stator mixer maintaining the feed starch and the aqueous liquid in the rotor stator mixer at a temperature ranging from a gelation temperature to less than a solubilization temperature and shearing the feed starch into starch particles with the rotor stator mixer to form the dispersion of starch particles in the aqueous liquid. In one or more embodiments the starch particles produced by this process have an average particle size diameter of no larger than 2 micrometers and the dispersion has 20 to 65 weight percent of the starch particles based on a total weight of the dispersion.

No. of Pages : 36 No. of Claims : 26

(12) PATENT APPLICATION PUBLICATION
(21) Application No.4315/CHE/2012 A
(19) INDIA
(22) Date of filing of Application :16/10/2012
(43) Publication Date : 16/05/2014

(54) Title of the invention : ADAPTABLE FRAME ASSEMBLY FOR OFFICE PARTITIONING APPLICATION(S) AND METHOD OF ASSEMBLY

(51) International classification	:E06B	(71)**Name of Applicant :**
(31) Priority Document No	:NA	**1)DORMA INDIA PRIVATE LIMITED**
(32) Priority Date	:NA	Address of Applicant :NO. 14, PATULLOUS ROAD,
(33) Name of priority country	:NA	CHENNAI - 600 002 Tamil Nadu India
(86) International Application No	:NA	(72)**Name of Inventor :**
Filing Date	:NA	**1)MUTHUKRISHNAN PERUMAL**
(87) International Publication No	: NA	
(61) Patent of Addition to Application Number	:NA	
Filing Date	:NA	
(62) Divisional to Application Number	:NA	
Filing Date	:NA	

(57) Abstract :
The present invention discloses an adaptable frame assembly, employed in office partitioning system(s) inclusive of partitioning walls and fixing doors. The frame assembly is achieved by snap-fitting a clip profile to the base profile. Said frame assembly can be employed to accommodate a room partition of the single glaze type. An adaptor component is attached to the generated frame assembly either to obtain a double glaze/multi glaze partitioning system and/or for angular orientation of the partitioning system. In case of double/multi glaze assembly, adaptor component used is a support profile. For angular orientation applications, the adaptor component used is a junction profile. A room partition of the double glaze type is accommodated in the double glaze frame assembly. The same process is replicated to generate frame assemblies which makes the frame assembly to be adaptable to single/double/multi glaze assemblies and sheet of varying thickness.

No. of Pages : 74 No. of Claims : 29

(12) PATENT APPLICATION PUBLICATION
(21) Application No.4721/CHE/2012 A
(19) INDIA
(22) Date of filing of Application :12/11/2012
(43) Publication Date : 16/05/2014

(54) Title of the invention : A METHOD AND SYSTEM OF CAPTURING A PHOTOGRAPHIC IMAGE IN REAL TIME WITH REDUCED CAPTURE DELAY

(51) International classification :H04N
(31) Priority Document No :NA
(32) Priority Date :NA
(33) Name of priority country :NA
(86) International Application No :NA
Filing Date :NA
(87) International Publication No : NA
(61) Patent of Addition to Application Number :NA
Filing Date :NA
(62) Divisional to Application Number :NA
Filing Date :NA

(71)**Name of Applicant :**
1)SAMSUNG ELECTRONICS COMPANY
Address of Applicant :416 MAETAN-DONG, YEONGTONG-GU, SUWON-SI, GYEONGGI-DO 442-742 Republic of Korea
(72)**Name of Inventor :**
1)RITESH SAHOO

(57) Abstract :
A method and system for capturing a photographic image in real time with reduced capture delay is provided. The method includes determining motion of a human finger towards a capture button of a camera device, capturing a plurality of frames associated with the photographic image in response to the motion, determining a time delay between a first instant and a second instant associated with the motion of the human finger, retrieving a frame, from the plurality of frames and displaying the frame based on the time delay between the time the motion of the finger is sensed and the time the camera lens actually captures the view. The system includes a communication interface for establishing communication, a memory that stores instructions and a processor responsive to the instructions to determine motion of a human finger, capture a plurality of frames, determining a time delay, retrieving a frame, and display the frame.

No. of Pages : 21 No. of Claims : 7

(12) PATENT APPLICATION PUBLICATION
(19) INDIA
(22) Date of filing of Application :12/11/2012
(21) Application No.4725/CHE/2012 A
(43) Publication Date : 16/05/2014

(54) Title of the invention : A SYSTEM AND METHOD OF GENERATING STEREOSCOPIC IMAGES USING MOBILE DEVICES

(51) International classification :H04N13/00
(31) Priority Document No :NA
(32) Priority Date :NA
(33) Name of priority country :NA
(86) International Application No :NA
Filing Date :NA
(87) International Publication No : NA
(61) Patent of Addition to Application Number :NA
Filing Date :NA
(62) Divisional to Application Number :NA
Filing Date :NA

(71)**Name of Applicant :**
1)SAMSUNG ELECTRONICS COMPANY
Address of Applicant :416 MAETAN-DONG, YEONGTONG-GU, SUWON-SI, GYEONGGI-DO 442-742 Republic of Korea
(72)**Name of Inventor :**
1)SUBRAMANIAN MUTHUKUMAR
2)PRASANTH JAYACHANDRAN

(57) Abstract :
A method and system for generating a stereoscopic image using two mobile devices is provided. The method includes classifying the two mobile devices into a master device and a slave device, performing calibration to capture a first image, transmitting the first image to the slave device, capturing a second image by the master device and the slave device based on the lens separation distance, and processing a first view image and a second view image, of the second image, to generate the stereoscopic image. The system includes a communication interface for establishing communication, a memory that stores instructions and a processor responsive to the instructions for generating a stereoscopic image using two mobile devices.

No. of Pages : 39 No. of Claims : 17

(12) PATENT APPLICATION PUBLICATION
(21) Application No.4726/CHE/2012 A
(19) INDIA
(22) Date of filing of Application :12/11/2012
(43) Publication Date : 16/05/2014

(54) Title of the invention : A METHOD AND SYSTEM FOR SHARING OUTPUT DEVICES BETWEEN MULTIMEDIA DEVICES TO STREAM DATA

(51) International classification :H04L29/00
(31) Priority Document No :NA
(32) Priority Date :NA
(33) Name of priority country :NA
(86) International Application No :NA
Filing Date :NA
(87) International Publication No : NA
(61) Patent of Addition to Application Number :NA
Filing Date :NA
(62) Divisional to Application Number :NA
Filing Date :NA

(71)**Name of Applicant :**
1)SAMSUNG ELECTRONICS COMPANY
Address of Applicant :416 MAETAN-DONG, YEONGTON-GU, SUWON-SI, GYEONGGI-DO 442-742 Republic of Korea
(72)**Name of Inventor :**
1)SAGAR KUMAR VERMA

(57) Abstract :
A method and system for sharing output devices between multimedia devices to stream data is provided. The method includes transmitting a low power signal by a first multimedia device, notifying a user on discovery of one or more compatible multimedia devices, the compatible multimedia devices also transmitting the low power signal, enabling selection of a second multimedia device from the one or more compatible multimedia devices, enabling selection of an output device of the second multimedia device, and streaming the data to the output device of the second multimedia device. The system includes a plurality of multimedia devices for streaming the data, and a communication interface for establishing communication between the plurality of multimedia devices.

No. of Pages : 27 No. of Claims : 11

(12) PATENT APPLICATION PUBLICATION
(19) INDIA
(22) Date of filing of Application :20/11/2012
(21) Application No.4842/CHE/2012 A
(43) Publication Date : 16/05/2014

(54) Title of the invention : DATA COMMUNICATION APPARATUS, CONTROL METHOD THEREFOR, AND STORAGE MEDIUM STORING CONTROL PROGRAM THEREFOR

(51) International classification	:G06F
(31) Priority Document No	:2011-255056
(32) Priority Date	:22/11/2011
(33) Name of priority country	:Japan
(86) International Application No	:NA
Filing Date	:NA
(87) International Publication No	: NA
(61) Patent of Addition to Application Number	:NA
Filing Date	:NA
(62) Divisional to Application Number	:NA
Filing Date	:NA

(71)**Name of Applicant :**
1)CANON KABUSHIKI KAISHA
Address of Applicant :30-2, SHIMOMARUKO 3-CHOME, OHTA-KU, TOKYO Japan
(72)**Name of Inventor :**
1)MORITA, HIROYASU

(57) Abstract :
A data communication apparatus that is capable of improving operability when inputting authentication information. An authentication unit accepts authentication information inputted when a user logs in to the data communication apparatus and authenticates the user based on the accepted authentication information. A designation unit designates a file transmission destination that is inputted by the authenticated user. A transmission unit transmits a file to the transmission destination inputted. A registration unit registers the transmission destination of the file. A control unit prohibits registration of the authentication information at the time of registration of the transmission destination of the file when the accepted authentication information is used for file transmission, and permits registration of the authentication information at the time of registration of the transmission destination of the file when the inputted authentication information is not used for file transmission.

No. of Pages : 48 No. of Claims : 10

(12) PATENT APPLICATION PUBLICATION
(19) INDIA
(22) Date of filing of Application :03/12/2012
(21) Application No.10102/CHENP/2012 A
(43) Publication Date : 16/05/2014

(54) Title of the invention : INFINITE BROWSE

(51) International classification :G06Q50/00
(31) Priority Document No :12/825304
(32) Priority Date :28/06/2010
(33) Name of priority country :U.S.A.
(86) International Application No :PCT/US2011/033797
Filing Date :25/04/2011
(87) International Publication No :WO 2012/003034
(61) Patent of Addition to Application Number :NA
Filing Date :NA
(62) Divisional to Application Number :NA
Filing Date :NA

(71)**Name of Applicant :**
1)YAHOO! INC.
Address of Applicant :D 274 701 First Avenue Sunnyvale California 94089 U.S.A.
(72)**Name of Inventor :**
1)KIM Yookyung Kim
2)ZHAO Hongjian
3)LI Xin
4)LEVICH Alexandra
5)CHI Tom
6)SUI Ming
7)ZHAO Yihong
8)DAVIS Marc

(57) Abstract :
An online article is enhanced by displaying in association with the article supplemental content that includes entities that are extracted from the article and/or entities that are related to entities that are extracted from the article. The supplemental content further includes information about each of the entities. The information about an entity may be obtained by searching for the entity in one or more searchable repositories of data. For example the supplemental content may include for each entity video image web and/or news search results. The supplemental content may further include information such as stock quotes abstracts maps scores and so on. The entities are selected using a variety of analyses and ranking techniques based on contextual factors such as user specific information time sensitive popularity trends grammatical features search result quality and so on. The entities may further be selected for purposes such as generating ad based revenue.

No. of Pages : 49 No. of Claims : 14

(12) PATENT APPLICATION PUBLICATION
(19) INDIA
(22) Date of filing of Application :03/12/2012
(21) Application No.10104/CHENP/2012 A
(43) Publication Date : 16/05/2014

(54) Title of the invention : 2 AMINO PYRIMIDINE DERIVATIVES USEFUL AS INHIBITORS OF JNK

(51) International classification :C07D401/04,C07D401/14,C07D403/04
(31) Priority Document No :61/351652
(32) Priority Date :04/06/2010
(33) Name of priority country :U.S.A.
(86) International Application No :PCT/EP2011/059005
Filing Date :01/06/2011
(87) International Publication No :WO 2011/151358
(61) Patent of Addition to Application Number :NA
Filing Date :NA
(62) Divisional to Application Number :NA
Filing Date :NA

(71)**Name of Applicant :**
1)F. HOFFMANN LA ROCHE AG
Address of Applicant :Grenzacherstrasse 124 CH 4070 Basel Switzerland
(72)**Name of Inventor :**
1)ARZENO Humberto Bartolome
2)FILONOVA Lubov
3)GOLDSTEIN David Michael
4)GONG Leyi
5)LOE Bradley E.
6)OBRIEN Erin M.
7)PALMER Wylie Solang
8)ROTSTEIN David Mark
9)SILVA Tania
10)TAN Yun chou

(57) Abstract :
Compounds of formula I or pharmaceutically acceptable salts thereof wherein R is a group of formula (a) or (b): and wherein m n p q X Y R R R R R R R R and R are as defined herein. The compounds and compositions disclosed herein are useful to modulate the activity of JNK and treat diseases associated with JNK activity.

No. of Pages : 53 No. of Claims : 16

(12) PATENT APPLICATION PUBLICATION
(19) INDIA
(22) Date of filing of Application :03/12/2012
(21) Application No.10106/CHENP/2012 A
(43) Publication Date : 16/05/2014

(54) Title of the invention : METHOD FOR PRODUCING SEAMLESS PIPES

(51) International classification :B21B17/02,B21B25/04,B21B45/04
(31) Priority Document No :US61352443
(32) Priority Date :08/06/2010
(33) Name of priority country :U.S.A.
(86) International Application No :PCT/EP2011/002811
Filing Date :08/06/2011
(87) International Publication No :WO 2011/154133
(61) Patent of Addition to Application Number :NA
Filing Date :NA
(62) Divisional to Application Number :NA
Filing Date :NA

(71)**Name of Applicant :**
1)COATING MANAGEMENT SWITZERLAND GMBH
Address of Applicant :c/o Reichlin Hess Hofstrasse 1a 6300 Zug Switzerland
(72)**Name of Inventor :**
1)PELTONIEMI Raimo
2)PELTONIEMI Daniel

(57) Abstract :
The invention relates to a method for producing seamless pipes of heated massive metal blocks by means of a mandrel (4) which is fastened on a rolling rod (5) in the case of which a coating material is applied onto the inner side of the hollow block (3) during the forming process by means of the influence of the rolling rod (5) from the massive metal block to a hollow block (3) which is created during the forming.

No. of Pages : 13 No. of Claims : 14

(12) PATENT APPLICATION PUBLICATION
(19) INDIA
(22) Date of filing of Application :03/12/2012
(21) Application No.10108/CHENP/2012 A
(43) Publication Date : 16/05/2014

(54) Title of the invention : A METHOD FOR IDENTIFYING BACTERIA IN A SAMPLE

(51) International classification :C12Q1/04,C12Q1/06,G01N15/14
(31) Priority Document No :2010/03215
(32) Priority Date :06/05/2010
(33) Name of priority country :South Africa
(86) International Application No :PCT/IB2011/052016
Filing Date :06/05/2011
(87) International Publication No :WO 2011/138765
(61) Patent of Addition to Application Number :NA
Filing Date :NA
(62) Divisional to Application Number :NA
Filing Date :NA

(71)**Name of Applicant :**
1)UNIVERSITY OF THE WITWATERSRAND JOHANNESBURG
Address of Applicant :1 Jan Smuts Avenue 2050 Johannesberg South Africa
(72)**Name of Inventor :**
1)SCOTT Lesley Erica

(57) Abstract :
Mycobacterium tuberculosisTHIS invention describes a method for identifying bacteria. In particular this invention relates to a method for identifying and quantifying mycobacteria from a sputum sample taken from a subject using flow cytometry. Further described is the use of flow cytometry to identify and quantify from sputum derived samples. Once identified and quantified the samples are spotted onto filter cards for use in verification of an existing method of diagnosis calibration of an existing method of diagnosis and/or the establishment of an external quality control system for use in conjunction with these methods of diagnosis. In one embodiment the method is used to diagnose tuberculosis (TB).

No. of Pages : 37 No. of Claims : 44

(12) PATENT APPLICATION PUBLICATION
(21) Application No.4891/CHE/2012 A
(19) INDIA
(22) Date of filing of Application :23/11/2012
(43) Publication Date : 16/05/2014

(54) Title of the invention : METHOD FOR EVALUATING THE MECHANICAL PERFORMANCES OF A SWITCHGEAR DEVICE AND SWITCHGEAR DEVICE FOR IMPLEMENTATION OF SAID METHOD

(51) International classification :H02B
(31) Priority Document No :11 03623
(32) Priority Date :28/11/2011
(33) Name of priority country :France
(86) International Application No :NA
Filing Date :NA
(87) International Publication No : NA
(61) Patent of Addition to Application Number :NA
Filing Date :NA
(62) Divisional to Application Number :NA
Filing Date :NA

(71)**Name of Applicant :**
1)SCHNEIDER ELECTRIC INDUSTRIES SAS
Address of Applicant :35, RUE JOSEPH MONIER, F-92500 RUEIL MALMAISON France
(72)**Name of Inventor :**
1)CAZALS, FRANCOIS
2)NEREAU, JEAN PIERRE

(57) Abstract :
A method for evaluating the mechanical performances of a switchgear apparatus comprising at least one pole having: a pair of contacts (12,14); a drive mechanism (22) of a support arm (16) of a first contact (14) comprising: a rotary pole shaft (20) and at least one connecting rod (60) which couple the drive mechanism (22) to the support arm (16), an energy storage system designed to cause movement of said arm to close the contacts (12, 14). The method consists in measuring the angle of rotation (8) of the pole shaft (20) during closing of the contacts (12, 14); reconstituting at least two specific values from the measurements and comparing them with an operating reference to diagnose the mechanical wear performances of the drive mechanism (22) with respect to a comparative state.

No. of Pages : 25 No. of Claims : 10

(12) PATENT APPLICATION PUBLICATION
(19) INDIA
(22) Date of filing of Application :03/12/2012
(21) Application No.10124/CHENP/2012 A
(43) Publication Date : 16/05/2014

(54) Title of the invention : CONSTANT PRESSURE PNEUMATIC BALANCING TIRE INFLATION SYSTEM

(51) International classification :B60C23/00
(31) Priority Document No :61/369163
(32) Priority Date :30/07/2010
(33) Name of priority country :U.S.A.
(86) International Application No :PCT/US2011/045984
Filing Date :29/07/2011
(87) International Publication No :WO 2012/016195
(61) Patent of Addition to Application Number :NA
Filing Date :NA
(62) Divisional to Application Number :NA
Filing Date :NA

(71)**Name of Applicant :**
1)HENDRICKSON USA L.L.C.
Address of Applicant :500 Park Boulevard Suite 1010 Itasca Illinois 60143 U.S.A.
(72)**Name of Inventor :**
1)WILSON Matt
2)CERVANTEZ Jesse
3)PADULA Santo
4)MORRIS Jeffrey

(57) Abstract :
A constant pressure vehicle tire inflation system includes an air supply source. A first wheel valve is in fluid communication with a first tire of the vehicle and a second wheel valve is in fluid communication with a second tire of the vehicle. A pneumatic conduit extends between and is in fluid communication with the air supply source and the wheel valves. At least a portion of the pneumatic conduit remains charged with air from at least one of the supply source and the tires. The system includes means for distributing air flow between the pneumatic conduit and the first and second wheel valves in which the wheel valves and the means selectively maintain fluid communication between the first and second tires and the pneumatic conduit to provide pneumatic balancing between the tires and the wheel valves provide emergency protection when a tire experiences significant pressure loss.

No. of Pages : 73 No. of Claims : 23

(12) PATENT APPLICATION PUBLICATION
(19) INDIA
(22) Date of filing of Application :02/11/2012
(21) Application No.9347/CHENP/2012 A
(43) Publication Date : 16/05/2014

(54) Title of the invention : METHOD AND APPARATUS FOR FEEDING BACK AND CONSTRUCTING CORRELATION MATRIX IN MULTI INPUT MULTI OUTPUT SYSTEM

(51) International classification :H04L27/00
(31) Priority Document No :NA
(32) Priority Date :NA
(33) Name of priority country :NA
(86) International Application No :PCT/CN2010/071596
Filing Date :07/04/2010
(87) International Publication No :WO 2011/124024
(61) Patent of Addition to Application Number :NA
Filing Date :NA
(62) Divisional to Application Number :NA
Filing Date :NA

(71)**Name of Applicant :**
1)ALCATEL LUCENT SHANGHAI BELL CO. LTD.
Address of Applicant :No. 388 Ningqiao Road Pudong Jinqiao Shanghai 201206 China
2)ALCATEL LUCENT
(72)**Name of Inventor :**
1)CHEN Jinhui
2)LV Di
3)SONG Yang
4)LI Dong

(57) Abstract :
A method for feeding back a correlation matrix in multi input/multi output (MIMO) system is provided in the present invention. The method includes the following steps: a constructing step in which a codebook which is applied to the correlation matrix is constructed according to the conjugate character of the correlation matrix and the pre set relationship between the diagonal elements and the non diagonal elements in the correlation matrix; a selecting step in which codeword is selected from the constructed codebook; a feeding back step in which the index which corresponds to the selected codeword in the codebook is fed back. By applying the present invention the throughput of the MIMO system is increased and the complexity of the encoder and the transmission load are reduced.

No. of Pages : 27 No. of Claims : 17

(12) PATENT APPLICATION PUBLICATION
(21) Application No.9509/CHENP/2012 A
(19) INDIA
(22) Date of filing of Application :08/11/2012
(43) Publication Date : 16/05/2014

(54) Title of the invention : LOAD TRANSFER SWITCH FOR A TAP CHANGER

(51) International classification :H01H9/00
(31) Priority Document No :10 2010 020 130.8
(32) Priority Date :11/05/2010
(33) Name of priority country :Germany
(86) International Application No :PCT/EP2011/000851
Filing Date :23/02/2011
(87) International Publication No :WO 2011/141075
(61) Patent of Addition to Application Number :NA
Filing Date :NA
(62) Divisional to Application Number :NA
Filing Date :NA

(71)**Name of Applicant :**
1)MASCHINENFABRIK REINHAUSEN GMBH
Address of Applicant :Falkensteinstrae 8 93059 Regensburg Germany
(72)**Name of Inventor :**
1)JATTA Martin
2)KOTZ Christian
3)TRU‰ Elke
4)ZWIRGLMAIER Hubert

(57) Abstract :
The invention relates to a load transfer switch for a tap changer for switching among various winding taps of a step transformer without interruption. The general inventive concept lies in fastening both the force accumulator and the load transfer switch not on the bearing plate but rather on the force accumulator support by providing additional receptacles on the force accumulator support which receptacles are supported over a large area on the oil tank in particular on the upper permanent main contact supports fastened to the oil tank of each phase of the load transfer switch in such a way that the force accumulator support is fixed both in the horizontal direction and the vertical direction and thus mechanically unburdens the bearing plate.

No. of Pages : 11 No. of Claims : 2

(12) PATENT APPLICATION PUBLICATION
(19) INDIA
(22) Date of filing of Application :08/11/2012
(21) Application No.9512/CHENP/2012 A
(43) Publication Date : 16/05/2014

(54) Title of the invention : AUTOMOTIVE DOME LIGHT

(51) International classification :B60Q3/02
(31) Priority Document No :2010-108364
(32) Priority Date :10/05/2010
(33) Name of priority country :Japan
(86) International Application No :PCT/JP2011/059620
Filing Date :19/04/2011
(87) International Publication No :WO 2011/142220 A1
(61) Patent of Addition to Application Number :NA
Filing Date :NA
(62) Divisional to Application Number :NA
Filing Date :NA

(71)**Name of Applicant :**
1)YAZAKI CORPORATION
Address of Applicant :4 28 Mita 1 chome Minato ku Tokyo 1088333 Japan
(72)**Name of Inventor :**
1)CHIBA Shingo

(57) Abstract :
Provided is an automotive dome light such that there is no need to use a mold having a sliding structure and that a housing can be prevented from dangling. The automotive dome light (100) is such that a light assembly (40) provided with a lens (10) a housing (20) and a bus bar (30) is installed on a reinforcement (60) with a roof panel (50) in between and that the housing (20) is provided with resin clips (20C) which are anchored to an opening periphery (61) of the reinforcement (60). The resin clips (20C) are each an inverse U shaped elastic body consisting of a base section (20B) which continues to the housing (20) an inverse U shaped section (20U) which continues to the base section (20B) a lock (20L) which continues to the inverse U shaped section (20U) and forms a hook section (20K) and an extension section (20E) which continues to a protruding piece (20T) at the lower end of the lock (20L) and extends further downward. In a state where the resin clips (20C) are anchored to the opening periphery (61) of the reinforcement (60) an opening periphery (51) of the roof panel (50) is in close proximity to the extension sections (20E) of the resin clips (20C).

No. of Pages : 23 No. of Claims : 2

(12) PATENT APPLICATION PUBLICATION
(19) INDIA
(22) Date of filing of Application :04/12/2012
(21) Application No.10159/CHENP/2012 A
(43) Publication Date : 16/05/2014

(54) Title of the invention : ROTATIONAL KINETIC ENERGY CONVERSION SYSTEM

(51) International classification :F03G7/00
(31) Priority Document No :61/352120
(32) Priority Date :07/06/2010
(33) Name of priority country :U.S.A.
(86) International Application No :PCT/US2011/039448
Filing Date :07/06/2011
(87) International Publication No :WO 2011/156377
(61) Patent of Addition to Application Number :NA
Filing Date :NA
(62) Divisional to Application Number :NA
Filing Date :NA

(71)**Name of Applicant :**
1)DYNAMIC ENERGY TECHNOLOGIES LLC
Address of Applicant :22181 Morton Oak Park MI 48237 U.S.A.
(72)**Name of Inventor :**
1)HOCHBERG David J.
2)PETERSON Gregory E.

(57) Abstract :
An energy conversion system for converting between one form of input energy selected from a mechanical energy and electrical energy and an output energy selected from a mechanical energy and electrical energy using a linearly displaced magnetic component interacting with an orbitally displaced magnetic component.

No. of Pages : 37 No. of Claims : 23

(12) PATENT APPLICATION PUBLICATION
(19) INDIA
(22) Date of filing of Application :04/12/2012
(21) Application No.10160/CHENP/2012 A
(43) Publication Date : 16/05/2014

(54) Title of the invention : NETWORK BASED PEER TO PEER TRAFFIC OPTIMIZATION

(51) International classification :H04L29/08
(31) Priority Document No :12/813026
(32) Priority Date :10/06/2010
(33) Name of priority country :U.S.A.
(86) International Application No :PCT/US2011/038757
Filing Date :01/06/2011
(87) International Publication No :WO 2011/156190
(61) Patent of Addition to Application Number :NA
Filing Date :NA
(62) Divisional to Application Number :NA
Filing Date :NA

(71)**Name of Applicant :**
1)ALCATEL LUCENT
Address of Applicant :3 avenue Octave Grard F 75007 Paris France
(72)**Name of Inventor :**
1)RIMAC Ivica
2)HILT Volker Friedrich

(57) Abstract :
A peer to peer accelerator system is disclosed for reducing reverse link bandwidth bottlenecking of peer to peer content transfers. The peer to peer accelerator system contains a peer to peer proxy which resides in the core of the network. When a peer to peer bootstrap message from an asymmetrically connected client occurs the proxy intercepts the message and instantiates an agent which will perform file transfers on the asymmetrically connected client s behalf thereby eliminating the need for the client to effect file content transfers over the reverse link. The peer to peer accelerator system is particularly useful for overcoming the bottlenecking and reverse link contention problems of peer to peer file transfer systems known in the art

No. of Pages : 22 No. of Claims : 10

(12) PATENT APPLICATION PUBLICATION
(19) INDIA
(22) Date of filing of Application :04/12/2012
(21) Application No.10161/CHENP/2012 A
(43) Publication Date : 16/05/2014

(54) Title of the invention : GRANULAR METAL PRODUCTION METHOD

(51) International classification :C21B13/10,C21B11/08,C22B1/16
(31) Priority Document No :2010-130124
(32) Priority Date :07/06/2010
(33) Name of priority country :Japan
(86) International Application No :PCT/JP2011/062847
Filing Date :03/06/2011
(87) International Publication No :WO 2011/155417 A1
(61) Patent of Addition to Application Number :NA
Filing Date :NA
(62) Divisional to Application Number :NA
Filing Date :NA

(71)**Name of Applicant :**
1)KABUSHIKI KAISHA KOBE SEIKO SHO(KOBE STEEL, LTD.)
Address of Applicant :10 26 Wakinohama cho 2 chome Chuo ku Kobe shi Hyogo 6518585 Japan
(72)**Name of Inventor :**
1)ITO Shuzo

(57) Abstract :
Disclosed is a granular metal production method that further increases granular metal productivity wherein agglomerates containing a metal oxide and a carbonaceous reducing agent are heated to reduce and melt the metal oxide contained in the agglomerates and produce granular metal. Specifically disclosed is a production method for granular metal wherein agglomerates containing the metal oxide and the carbonaceous reducing agent is supplied onto the hearth of a traveling reduction melting furnace and are heated to reduce and melt the metal oxide and the resultant granular metal is cooled and then discharged to the outside of the furnace and recovered. Agglomerates of an average diameter of 17.5 mm or greater are supplied onto the hearth when heating with a spreading density for agglomerates on the hearth of 0.5 or greater.

No. of Pages : 41 No. of Claims : 7

(12) PATENT APPLICATION PUBLICATION
(19) INDIA
(22) Date of filing of Application :04/12/2012

(21) Application No.10162/CHENP/2012 A
(43) Publication Date : 16/05/2014

(54) Title of the invention : BODY STRUCTURE IN PARTICULAR FLOOR STRUCTURE FOR A MOTOR VEHICLE

(51) International classification :B62D25/20,B62D21/10,B62D29/00
(31) Priority Document No :10 2010 019 992.3
(32) Priority Date :10/05/2010
(33) Name of priority country:Germany
(86) International Application No :PCT/EP2011/002292
Filing Date :09/05/2011
(87) International Publication No :WO 2011/141147
(61) Patent of Addition to Application Number :NA
Filing Date :NA
(62) Divisional to Application Number :NA
Filing Date :NA

(71)**Name of Applicant :**
1)VOLKSWAGEN AKTIENGESELLSCHAFT
Address of Applicant :38436 Wolfsburg Germany
(72)**Name of Inventor :**
1)KRAUTH Werner
2)B–SCHE Thorben
3)SCHIFFERLI Gwendolin
4)STEINRCKEN Martin
5)THIELE Stefan
6)HILLMANN J¼rgen

(57) Abstract :
The invention relates to a body structure in particular a floor structure for a motor vehicle comprising support components that form defined load paths for crash situations. According to the invention at least some of the support components located in the region of at least one defined load path in particular a head on collision load path and/or a side collision load path and/or a rear collision load path are formed by high strength support components preferably by fully through hardened or at least partially through hardened high strength support components which are made of a hot formed or shape hardened sheet steel and which are directly or indirectly preferably directly connected to each other in particular connected to one another non positively and/or positively and/or by bonding.

No. of Pages : 32 No. of Claims : 27

(12) PATENT APPLICATION PUBLICATION
(21) Application No.9678/CHENP/2012 A
(19) INDIA
(22) Date of filing of Application :16/11/2012
(43) Publication Date : 16/05/2014

(54) Title of the invention : METHOD FOR THE PRODUCTION OF 4,4'-DICHLORODIPHENYL SULFONE

(51) International classification :C07C315/00,C07C317/14
(31) Priority Document No :10160742.2
(32) Priority Date :22/04/2010
(33) Name of priority country :EPO
(86) International Application No :PCT/EP2011/056229
Filing Date :19/04/2011
(87) International Publication No :WO 2011/131665
(61) Patent of Addition to Application Number :NA
Filing Date :NA
(62) Divisional to Application Number :NA
Filing Date :NA

(71)**Name of Applicant :**
1)BASF SE
Address of Applicant :67056 Ludwigshafen Germany
(72)**Name of Inventor :**
1)DECK Patrick
2)SCHELLING Heiner
3)GARLICHS Florian

(57) Abstract :
The invention relates to a method for producing 4 4 dichlorodiphenyl sulfone from monochlorobenzene in which the maximum concentration of hydrocarbons containing 5 to 8 carbon atoms is 100 ppm relative to the total weight of the monochlorobenzene including the secondary components used. The invention further relates to the use of monochlorobenzene having said properties for the production of 4 4 dichlorodiphenyl sulfone.

No. of Pages : 14 No. of Claims : 13

(12) PATENT APPLICATION PUBLICATION
(19) INDIA
(22) Date of filing of Application :15/11/2012
(21) Application No.9664/CHENP/2012 A
(43) Publication Date : 16/05/2014

(54) Title of the invention : A METHOD AND A DEVICE FOR RECONFIGURATION IN A WIRELESS SYSTEM

(51) International classification :H04L1/00,H04W76/04,H04W92/10
(31) Priority Document No :.
(32) Priority Date :15/11/2012
(33) Name of priority country:Argentina
(86) International Application No :PCT/FI2003/000732
Filing Date :06/10/2003
(87) International Publication No : NA
(61) Patent of Addition to Application Number :NA
Filing Date :NA
(62) Divisional to Application Number :1173/CHENP/2006
Filed on :06/10/2003

(71)**Name of Applicant :**
1)2011 INTELLECTUAL PROPERTY ASSET TRUST
Address of Applicant :919 North Market Street Suite 1600 Wilmington Delaware 19801 U.S.A.
(72)**Name of Inventor :**
1)Sebire Benoist
2)Jokinen Harri

(57) Abstract :
A method and a device for reconfiguration in a wireless system utilizing flexible layer one (FLO). In proposed solution one TFC (Transport Format Combination) is selected and reserved (504) exclusively for signalling use. The TFC may contain only one active transport channel and always utilize the same CRC and transport block size in order to unambiguously define the proper settings for signalling. Considering uplink transmission in a wireless system and special case of TFCI (Transport Format Combination Identifier) size change due to the TFCS (Transport Format Combination Set) reconfiguration that also generates a need to switch to a new dedicated basic physical subchannel (DBPSCH); whenever the network notices that the mobile station does not switch to the new DBPSCH (518) it concludes that the TFCS reconfiguration message sent was lost and stays with the existing configuration (520). Otherwise the new configuration is taken into use (514).

No. of Pages : 21 No. of Claims : 15

(12) PATENT APPLICATION PUBLICATION
(21) Application No.4895/CHE/2012 A
(19) INDIA
(22) Date of filing of Application :23/11/2012
(43) Publication Date : 16/05/2014

(54) Title of the invention : METHOD AND SYSTEM FOR DYNAMIC MANAGEMENT OF AN ELECTRICITY DISTRIBUTION GRID

(51) International classification :h02j
(31) Priority Document No :11 03621
(32) Priority Date :28/11/2011
(33) Name of priority country :France
(86) International Application No :NA
Filing Date :NA
(87) International Publication No : NA
(61) Patent of Addition to Application Number :NA
Filing Date :NA
(62) Divisional to Application Number :NA
Filing Date :NA

(71)**Name of Applicant :**
1)SCHNEIDER ELECTRIC INDUSTRIES SAS
Address of Applicant :35, RUE JOSEPH MONIER, F-92500 RUEIL MALMAISON France
(72)**Name of Inventor :**
1)CLEMENCE, MICHEL
2)CONTINI, ERICK
3)BOUTEILLER, OLIVIER
4)WATERLOT, FREDERIC
5)DESCHAMPS, PHILIPPE

(57) Abstract :
Method and system for dynamic management of an electricity distribution grid The method for dynamic management of an electricity distribution grid with several supply phases, comprising a step of evaluating at least one electric parameter of the phases, comprises a distribution step of the powers transiting on the phases, from the results of the evaluation step, comprising the following steps: - dynamic modulation of the electric connections of loads to the phases, - and/or dynamic modulation of the electric connections of generators to the phases. The system for dynamic management of an electricity distribution grid with several supply phases comprises hardware and/or software means to implement the management method.

No. of Pages : 25 No. of Claims : 14

(12) PATENT APPLICATION PUBLICATION
(21) Application No.4669/CHE/2012 A
(19) INDIA
(22) Date of filing of Application :07/11/2012
(43) Publication Date : 16/05/2014

(54) Title of the invention : YARN WINDING MACHINE AND YARN WINDING METHOD

(51) International classification	:B65H	(71)**Name of Applicant :**
(31) Priority Document No	:2012-016706	**1)MURATA MACHINERY, LTD.**
(32) Priority Date	:30/01/2012	Address of Applicant :3 MINAMI OCHIAI-CHO, KISSHOIN, MINAMI-KU, KYOTO-SHI, KYOTO 601-8326 Japan
(33) Name of priority country	:Japan	
(86) International Application No	:NA	(72)**Name of Inventor :**
Filing Date	:NA	**1)KATSUFUMI MUTA**
(87) International Publication No	: NA	
(61) Patent of Addition to Application Number	:NA	
Filing Date	:NA	
(62) Divisional to Application Number	:NA	
Filing Date	:NA	

(57) Abstract :
An automatic winder includes a package driving motor (24), a yarn guide (27), and a unit controller(18). The package driving motor (24) drives and rotates a package (15) into which a yarn (12) is wound and that has been in a stopped state. The yarn guide(27) traverses the yarn (12) by being driven to perform reciprocating movements while guiding the yarn(12) that is to be wound into the package (15). The unit controller (18) controls the package driving motor (24) and the yarn guide (27) such that the yarn guide (27) does not perform the reciprocating movements while the rotation of the package (15) is stopped and the yarn guide (27) starts the reciprocating movements after the rotation of the package (15) in a winding direction is started.

No. of Pages : 55 No. of Claims : 11

(12) PATENT APPLICATION PUBLICATION
(21) Application No.4910/CHE/2012 A
(19) INDIA
(22) Date of filing of Application :26/11/2012
(43) Publication Date : 16/05/2014

(54) Title of the invention : ELECTROPHOTOGRAPHIC PHOTOSENSITIVE MEMBER, PROCESS CARTRIDGE, AND ELECTROPHOTOGRAPHIC APPARATUS

(51) International classification	:g03G	(71)**Name of Applicant :**
(31) Priority Document No	:2011-262120	**1)CANON KABUSHIKI KAISHA**
(32) Priority Date	:30/11/2011	Address of Applicant :3-30-2, SHIMOMARUKO, OHTA-KU, TOKYO Japan
(33) Name of priority country	:Japan	(72)**Name of Inventor :**
(86) International Application No	:NA	**1)KITAMURA, WATARU**
Filing Date	:NA	**2)TOKIMITSU, RYOICHI**
(87) International Publication No	: NA	**3)ISHIDUKA, YUKA**
(61) Patent of Addition to Application Number	:NA	**4)MURAKAMI, MAI**
Filing Date	:NA	**5)KAKU, KENICHI**
(62) Divisional to Application Number	:NA	
Filing Date	:NA	

(57) Abstract :
An electrophotographic photosensitive member includes an undercoat layer that includes metal oxide particles and a compound represented by formula (1).

No. of Pages : 43 No. of Claims : 8

(12) PATENT APPLICATION PUBLICATION
(19) INDIA
(22) Date of filing of Application :05/11/2012
(21) Application No.9408/CHENP/2012 A
(43) Publication Date : 16/05/2014

(54) Title of the invention : SYSTEM FOR COLLABORATIVE TRANSACTIONS

(51) International classification :G06Q30/00
(31) Priority Document No :2010001535
(32) Priority Date :12/04/2010
(33) Name of priority country :Australia
(86) International Application No :PCT/AU2011/000416
Filing Date :12/04/2011
(87) International Publication No :WO 2011/127523
(61) Patent of Addition to Application Number :NA
Filing Date :NA
(62) Divisional to Application Number :NA
Filing Date :NA

(71)**Name of Applicant :**
1)HIODZ LIMITED
Address of Applicant :16 Floor Regency Centre 39 Wong Chuk Hang Rd Aberdeen Hong Kong China
(72)**Name of Inventor :**
1)RICHARDSON Ric B.

(57) Abstract :
An online time based collaborative contribution system for the purchase of goods or services; said system comprising a database in communication with one or more users via the Internet; said system permitting said users to make a contribution in a predetermined amount towards a designated target contribution amount.

No. of Pages : 40 No. of Claims : 14

(12) PATENT APPLICATION PUBLICATION
(21) Application No.3571/CHE/2011 A
(19) INDIA
(22) Date of filing of Application :18/10/2011
(43) Publication Date : 16/05/2014

(54) Title of the invention : A SYSTEM AND APPARATUS THAT IDENTIFIES, CAPTURES, CLASSIFIES AND DEPLOYS TRIBAL KNOWLEDGE UNIQUE TO

(51) International classification :B60R
(31) Priority Document No :NA
(32) Priority Date :NA
(33) Name of priority country :NA
(86) International Application No :NA
Filing Date :NA
(87) International Publication No : NA
(61) Patent of Addition to Application Number :NA
Filing Date :NA
(62) Divisional to Application Number :NA
Filing Date :NA

(71)**Name of Applicant :**
1)MANUFACTURING SYSTEM INSIGHTS (INDIA) PVT. LTD.
Address of Applicant :235 1A&2C, VENGAIVASAL MAIN ROAD, MADAMBAKKAM POST, SELAIYUR, CHENNAI 600 073 Tamil Nadu India
(72)**Name of Inventor :**
1)ATHULAN VIJAYARAGHAVAN
2)WILLIAM SOBEL

(57) Abstract :
A system and method for the capture and storage of industrial process and operational machine data including operator input and environmental factors, the analysis thereof in order to identify elements of tribal knowledge therein, the storage of such elements of tribal knowledge for future reference and analysis and the deployment of such tribal knowledge, specifically in a manufacturing system.

No. of Pages : 45 No. of Claims : 18

(12) PATENT APPLICATION PUBLICATION
(21) Application No.4336/CHE/2012 A
(19) INDIA
(22) Date of filing of Application :17/10/2012
(43) Publication Date : 16/05/2014

(54) Title of the invention : A SYSTEM AND FRAMEWORK FOR SUPPLY CHAIN MANAGEMENT

(51) International classification :h04l
(31) Priority Document No :NA
(32) Priority Date :NA
(33) Name of priority country :NA
(86) International Application No :NA
Filing Date :NA
(87) International Publication No : NA
(61) Patent of Addition to Application Number :NA
Filing Date :NA
(62) Divisional to Application Number :NA
Filing Date :NA

(71)**Name of Applicant :**
1)SATISH. V. DULIPATI
Address of Applicant :G-1, V.S. MANOR, NO.2, MANNAR STREET, T. NAGAR, CHENNAI - 600 017 Tamil Nadu India
(72)**Name of Inventor :**
1)SATISH. V. DULIPATI

(57) Abstract :
The present invention relates to a remotely deployable, independent, subscriber based universal supply chain management system for manufacturers and service providers linking on real time basis all participants in a distribution channel comprising of one or more servers; one or more networked digital devices and framework for supply chain management. The manufacturers and service providers can be linked to all the participants in a single unifying platform through the networked digital devices embedded with remotely deployable proprietary software. Each participant has a unique identification number combined with or without a physical identity device to facilitate authentication of every transaction on the system. The networked digital device inputs data into the system at the participant location. The system transfers data in real time between related participants in a uniform and compatible format thereby enabling ease of data processing and dynamic decision making.

No. of Pages : 28 No. of Claims : 22

(12) PATENT APPLICATION PUBLICATION
(21) Application No.4775/CHE/2012 A
(19) INDIA
(22) Date of filing of Application :15/11/2012
(43) Publication Date : 16/05/2014

(54) Title of the invention : NOVEL TREATED DRUG DELIVERY SYSTEMS

(51) International classification :A61K9/00
(31) Priority Document No :NA
(32) Priority Date :NA
(33) Name of priority country :NA
(86) International Application No :NA
Filing Date :NA
(87) International Publication No : NA
(61) Patent of Addition to Application Number :NA
Filing Date :NA
(62) Divisional to Application Number :NA
Filing Date :NA

(71)**Name of Applicant :**
1)INDURU JAGADEESH
Address of Applicant :INDURU JAGADEESH H. No: 3-3-13 P.No. 16 F.No. G-1 Sai Residency Baghameer Kukatpally Hyderabad-500 072 Andhra Pradesh India
(72)**Name of Inventor :**
1)INDURU JAGADEESH

(57) Abstract :
The drug entrapped delivery systems mentioned in this invention comprises of dummy delivery carrier or matrix with pores which upon application of treatment solvent/ solution/ dispersion/ powder alone or in combination able to entrap drug within or outside the dummy delivery system to provide advantage of immediate/ sustained/pulsatile/ mixed release. The process provided in this invention also provides the advantage of 100 percent in process checking and rejection of dosage form with defects in advance without affecting the performance of other dosage units. The delivery systems, processes and equipment mentioned in the present invention can also be used to color the dosage unit for identification, mask the taste of drug, avoid the drug from degradation during compression and handle the drugs with poor compressibility and content uniformity problems.

No. of Pages : 45 No. of Claims : 23

(12) PATENT APPLICATION PUBLICATION
(19) INDIA
(22) Date of filing of Application :12/09/2012
(21) Application No.7891/CHENP/2012 A
(43) Publication Date : 16/05/2014

(54) Title of the invention : GASIFICATION DEVICE AND GASIFICATION METHOD

(51) International classification :C10J3/60,C10J3/66
(31) Priority Document No :NA
(32) Priority Date :NA
(33) Name of priority country :NA
(86) International Application No :PCT/EP2010/051947
Filing Date :16/02/2010
(87) International Publication No :WO 2011/101022
(61) Patent of Addition to Application Number :NA
Filing Date :NA
(62) Divisional to Application Number :NA
Filing Date :NA

(71)**Name of Applicant :**
1)BIG DUTCHMAN INTERNATIONAL GMBH
Address of Applicant :Auf der Lage 2 49377 Vechta Germany
(72)**Name of Inventor :**
1)SCHWARZ Armin
2)URRA SACO Mario

(57) Abstract :
The invention concerns a gasification device for the creation of a flammable gas from a solid, comprising a gasification zone, in which the solid can be filled through a fill opening, an oxidation zone for the oxidation of the resulting gas, which is connected to the gasification zone to conduct the gas created in the gasification zone into the oxidation zone. According to the invention, the efficiency of the gasification device is improved m that the gasification zone is divided into several neighboring gasification sectors, a temperature metering unit is present that is configured to measure the temperature prevailing in each gasification sector, and the temperature metering unit is coupled by signal technology to a control unit, which is coupled to an air supply device by signal technology, that is designed to supply air individually to each gasification sector, and the amount of air supplied to each gasification sector per unit of time is dependent on the temperature measured therein.

No. of Pages : 28 No. of Claims : 17

(12) PATENT APPLICATION PUBLICATION
(19) INDIA
(22) Date of filing of Application :16/11/2012
(21) Application No.9683/CHENP/2012 A
(43) Publication Date : 16/05/2014

(54) Title of the invention : METHOD AND APPARATUS FOR THE SEPARATION OF A LIQUID FROM A GAS FEED STREAM IN A CATALYTIC REACTOR

(51) International classification :B01J8/00,B01J8/02,B01J8/06
(31) Priority Document No :PA2010 00444
(32) Priority Date :20/05/2010
(33) Name of priority country :Denmark
(86) International Application No :PCT/EP2010/003635
Filing Date :17/06/2010
(87) International Publication No :WO 2011/144229
(61) Patent of Addition to Application Number :NA
Filing Date :NA
(62) Divisional to Application Number :NA
Filing Date :NA

(71)**Name of Applicant :**
1)HALDOR TOPSOE A/S
Address of Applicant :Nym¸llevej 55 DK 2800 Kgs. Lyngby Denmark
(72)**Name of Inventor :**
1)THORHAUGE Max

(57) Abstract :
Method and apparatus for separating a liquid reaction product from a gaseous stream in a catalytic reactor by means of a metallic sheet being indirectly cooled by a cooling surface and having a plurality of percolations in form of geometric shaped protrusions on both sides of the sheet each with an open base the open base is on the side of the sheet facing a catalyst bed are arranged upwards and on the side facing the cooling surface the open base faces downwards.

No. of Pages : 18 No. of Claims : 10

(12) PATENT APPLICATION PUBLICATION
(21) Application No.3694/CHE/2012 A
(19) INDIA
(22) Date of filing of Application :06/09/2012
(43) Publication Date : 16/05/2014

(54) Title of the invention : METHOD AND APPARATUS FOR COMMUNICATING DOWNLINK CONTROL INFORMATION IN AN ASYMMETRIC MULTICARRIER COMMUNICATION NETWORK ENVIRONMENT

(51) International classification :H04l
(31) Priority Document No :NA
(32) Priority Date :NA
(33) Name of priority country :NA
(86) International Application No :NA
Filing Date :NA
(87) International Publication No : NA
(61) Patent of Addition to Application Number :NA
Filing Date :NA
(62) Divisional to Application Number :NA
Filing Date :NA

(71)**Name of Applicant :**
1)SAMSUNG INDIA SOFTWARE OPERATIONS PRIVATE LIMITED
Address of Applicant :Bagmane Lakeview Block B No. 66/1 Bagmane Tech Park C V Raman Nagar Byrasandra Bangalore 560093 Karnataka India
(72)**Name of Inventor :**
1)AGIWAL Anil
2)NIGAM Anshuman
3)CHANG Youngbin

(57) Abstract :
The present invention provides a method and system for communicating downlink control information in an asymmetric multicarrier network environment. In one embodiment, when a base station has to send unicast downlink control information (DCI) indicating resources allocated to a mobile station, a carrier type associated with the unicast DCI is determined. If the carrier type is asymmetric secondary carrier, then the unicast DCI is encoded in a DCI format which contains fields corresponding to the asymmetric secondary carrier. Furthermore, the unicast DCI is transmitted in a downlink control channel on the primary carrier. If the carrier type is one of primary carrier and symmetric secondary carrier, then the unicast DCI is encoded in a DCI format which contains fields corresponding to one of the primary carrier and symmetric secondary carrier. Then, the unicast DCI encoded in the DCI format is transmitted in the downlink control channel on the primary carrier.

No. of Pages : 64 No. of Claims : 70

(12) PATENT APPLICATION PUBLICATION
(21) Application No.4361/CHE/2012 A
(19) INDIA
(22) Date of filing of Application :19/10/2012
(43) Publication Date : 16/05/2014

(54) Title of the invention : ECO-FRIENDLY ECONOMY BAGS

(51) International classification :B65D
(31) Priority Document No :NA
(32) Priority Date :NA
(33) Name of priority country :NA
(86) International Application No :NA
Filing Date :NA
(87) International Publication No : NA
(61) Patent of Addition to Application Number :NA
Filing Date :NA
(62) Divisional to Application Number :NA
Filing Date :NA

(71)**Name of Applicant :**
1)K.R. BHARGAVA
Address of Applicant :4-1012/1, PENSIONERS COLONY, CHITTOOR - 2 Andhra Pradesh India
(72)**Name of Inventor :**
1)K.R. BHARGAVA

(57) Abstract :
This bag is an alternative to the use and throw, plastic bags. This bag is made with eco-friendly materials and is economical too.

No. of Pages : 2 No. of Claims : 4

(12) PATENT APPLICATION PUBLICATION
(21) Application No.4708/CHE/2012 A
(19) INDIA
(22) Date of filing of Application :09/11/2012
(43) Publication Date : 16/05/2014

(54) Title of the invention : MULTI-OPERATOR COEXISTENCE IN HETEROGENEOUS/HOMOGENEOUS NETWORKS

(51) International classification :H04W88/00
(31) Priority Document No :NA
(32) Priority Date :NA
(33) Name of priority country :NA
(86) International Application No :NA
Filing Date :NA
(87) International Publication No : NA
(61) Patent of Addition to Application Number :NA
Filing Date :NA
(62) Divisional to Application Number :NA
Filing Date :NA

(71)**Name of Applicant :**
1)Centre of Excellence in Wireless Technology
Address of Applicant :#152 CSD Building ESB IIT Madras Campus Guindy Chennai 600 036 Tamil Nadu India
(72)**Name of Inventor :**
1)Jeniston Deviraj Klutto Milleth
2)Bhaskar Ramamurthi
3)Sunil Kaimalettu
4)Yerrapareddy Siva Kishore Reddy
5)Babu Narayanan Koonampilli Janardhanan
6)Nadeem Akhtar
7)Vulusala Lakshmana Babu
8)DHIVAGAR Baskaran

(57) Abstract :
Embodiments disclosed herein relate to OFDM based data communication systems, and more particularly to multi-operator coexistence in heterogeneous/homogeneous networks using OFDM based data communication systems.

No. of Pages : 20 No. of Claims : 17

(12) PATENT APPLICATION PUBLICATION
(21) Application No.7094/CHENP/2012 A
(19) INDIA
(22) Date of filing of Application :14/08/2012
(43) Publication Date : 16/05/2014

(54) Title of the invention : SYSTEM AND METHOD FOR CHANGING INTERFACE SKIN

(51) International classification :H04L29/06,G06F9/445
(31) Priority Document No :201010102030.5
(32) Priority Date :20/01/2010
(33) Name of priority country :China
(86) International Application No :PCT/CN2011/070319
Filing Date :17/01/2011
(87) International Publication No :WO 2011/088772
(61) Patent of Addition to Application Number :NA
Filing Date :NA
(62) Divisional to Application Number :NA
Filing Date :NA

(71)**Name of Applicant :**
1)TENCENT TECHNOLOGY (SHENZHEN) COMPANY LIMITED
Address of Applicant :4/F. East 2 Block. SEG Park. Zhenxing Rd. Futian District Shenzhen Guangdong 518044 China
(72)**Name of Inventor :**
1)TU Qiang

(57) Abstract :
A system and a method for replacing interface skin are disclosed. The system includes: a skin package server for storing skin package data; a client for sending a query request to the skin package server periodically obtaining the information of the newly added skin package initiating a downloading request to the skin package server to download the skin package data according to the user selection and replacing skin based on the downloaded skin package data. The system and method for replacing interface skin can obtain the newly added skin package on the skin package server in time without restarting the application program and replace the interface skin conveniently and in time.

No. of Pages : 17 No. of Claims : 10

(12) PATENT APPLICATION PUBLICATION
(19) INDIA
(22) Date of filing of Application :19/11/2012
(21) Application No.9754/CHENP/2012 A
(43) Publication Date : 16/05/2014

(54) Title of the invention : MULTILAYER FILM AND MOLDED BODY

(51) International classification :B32B27/00,B32B27/40,C08J7/04
(31) Priority Document No :2010-101880
(32) Priority Date :27/04/2010
(33) Name of priority country :Japan
(86) International Application No :PCT/JP2011/059368
Filing Date :15/04/2011
(87) International Publication No :WO 2011/136042
(61) Patent of Addition to Application Number :NA
Filing Date :NA
(62) Divisional to Application Number :NA
Filing Date :NA

(71)**Name of Applicant :**
1)TORAY INDUSTRIES INC.
Address of Applicant :2 1 Nihonbashi Muromachi 2 chome Chuo ku Tokyo 1038666 Japan
(72)**Name of Inventor :**
1)SONODA Kazumori
2)OSADA Syunichi
3)MIMURA Takashi

(57) Abstract :
Disclosed is a multilayer film which has a layer A on at least one surface of a base film and is characterized in that: the layer A has (1) a polycaprolactone segment (2) a polysiloxane segment and/or a polydimethyl siloxane segment and (3) a urethane bond; and the layer A has a glass transition point of from 30°C to 0°C. Also disclosed is a multilayer film which has a layer A on at least one surface of a base film and is characterized in that the layer A has the above mentioned (1) (3) and a scratch recovery time at a temperature of 10°C of 3 seconds or less. Further disclosed is a multilayer film which has a layer B on at least one surface of a base film and is characterized in that the layer B has the above mentioned (1) and (3) and an average elongation at break over the range from 80°C to 150°C of 65% or more. The multilayer films have excellent conformability and self healing properties during molding and excellent self healing properties at low temperatures and can be used in applications where moldability and self healing properties are required at the same time.

No. of Pages : 117 No. of Claims : 19

(12) PATENT APPLICATION PUBLICATION
(21) Application No.9246/CHENP/2012 A
(19) INDIA
(22) Date of filing of Application :30/10/2012
(43) Publication Date : 16/05/2014

(54) Title of the invention : ACTIVE SHUTTER GLASSES AND STEREOSCOPIC VIDEO RECOGNITION SYSTEM

(51) International classification :G02F1/13,G02B27/22
(31) Priority Document No :2010090703
(32) Priority Date :09/04/2010
(33) Name of priority country :Japan
(86) International Application No :PCT/JP2011/056593
Filing Date :18/03/2011
(87) International Publication No :WO 2011/125462
(61) Patent of Addition to Application Number :NA
Filing Date :NA
(62) Divisional to Application Number :NA
Filing Date :NA

(71)**Name of Applicant :**
1)Sharp Kabushiki Kaisha
Address of Applicant :22 22 Nagaike cho Abeno ku Osaka shi Osaka 5458522 Japan
(72)**Name of Inventor :**
1)UEKI Shun
2)NAKAHARA Takahiro
3)NAKAMURA Kozo
4)SAKAI Akira

(57) Abstract :
Disclosed are active shutter glasses and a stereoscopic video recognition system capable of recognizing stereoscopic images with excellent display quality. The disclosed active shutter glasses for a stereoscopic video recognition system have a right eye shutter unit and a left eye shutter unit each having liquid crystal cells and when said glasses are put on the view angle of the aforementioned right eye shutter unit and left eye shutter unit is wider to the left and right than up and down.

No. of Pages : 121 No. of Claims : 36

(12) PATENT APPLICATION PUBLICATION
(19) INDIA
(22) Date of filing of Application :06/11/2012
(21) Application No.9436/CHENP/2012 A
(43) Publication Date : 16/05/2014

(54) Title of the invention : METHOD OF SIMULTANEOUSLY MANUFACTURING HIGH QUALITY NAPHTHENIC BASE OIL AND HEAVY BASE OIL

(51) International classification :C10G65/14,C10G11/18,C10M101/02
(31) Priority Document No :1020100043152
(32) Priority Date :07/05/2010
(33) Name of priority country :Republic of Korea
(86) International Application No :PCT/KR2010/007657
Filing Date :02/11/2010
(87) International Publication No :WO 2011/139008
(61) Patent of Addition to Application Number :NA
Filing Date :NA
(62) Divisional to Application Number :NA
Filing Date :NA

(71)**Name of Applicant :**
1)SK INNOVATION CO. LTD.
Address of Applicant :99 Seorin dong Jongro gu Seoul 110 110 Republic of Korea
(72)**Name of Inventor :**
1)NOH Kyung Seok
2)RYU Jae Wook
3)KIM Do Hyoun
4)KIM Gyung Rok
5)LEE Seung Woo
6)KIM Do Woan
7)CHOI Sun
8)OH Seung Hoon
9)YOON Byung Won
10)CHUN Bum Suk

(57) Abstract :
Disclosed is a method of simultaneously manufacturing high quality naphthenic base oil and heavy base oil using a single catalyst system by subjecting an oil fraction (slurry oil or light cycle oil) produced by fluid catalytic cracking and an oil fraction (deasphalted oil) produced by solvent deasphalting to hydrotreating catalytic dewaxing and hydrofinishing of the single catalyst system thereby obtaining not only products having low viscosity but also heavy base oil products (150BS) having high viscosity which was impossible to obtain using a conventional catalytic reaction process and also thereby producing base oil products having different properties using the single catalyst system thus generating economic benefits and exhibiting superior efficiency.

No. of Pages : 24 No. of Claims : 9

(12) PATENT APPLICATION PUBLICATION
(19) INDIA
(22) Date of filing of Application :02/11/2012
(21) Application No.9371/CHENP/2012 A
(43) Publication Date : 16/05/2014

(54) Title of the invention : THERMOPLASTIC RESIN WITH HIGH THERMAL CONDUCTIVITY

(51) International classification :C08G63/00,C08G63/68,C08K3/00
(31) Priority Document No :2010096053
(32) Priority Date :19/04/2010
(33) Name of priority country :Japan
(86) International Application No :PCT/JP2011/002208
Filing Date :14/04/2011
(87) International Publication No :WO 2011/132389
(61) Patent of Addition to Application Number :NA
Filing Date :NA
(62) Divisional to Application Number :NA
Filing Date :NA

(71)**Name of Applicant :**
1)KANEKA CORPORATION
Address of Applicant :2 4 Nakanoshima 3 chome Kita ku Osaka shi Osaka 5308288 Japan
(72)**Name of Inventor :**
1)YOSHIHARA Shusuke
2)EZAKI Toshiaki
3)MATSUMOTO Kazuaki

(57) Abstract :
Provided is a thermoplastic resin which (A) remarkably improves thermal conductivity of a resin composition when a thermally conductive filler is added and (B) can be injection-molded even by use of a general injection-molding die. The thermoplastic resin is a resin wherein: a main chain which mainly has a specific repeating unit; and 60 mol% or more ends of molecular chains are carboxyl groups. injection moulding moulds. The thermoplastic resin is characterised in that a principal chain is mainly formed by repeated specified units and 60 mol% or more of molecular chain ends are a carboxyl group.

No. of Pages : 67 No. of Claims : 13

(12) PATENT APPLICATION PUBLICATION
(21) Application No.10143/CHENP/2012 A
(19) INDIA
(22) Date of filing of Application :04/12/2012
(43) Publication Date : 16/05/2014

(54) Title of the invention : METHOD AND DEVICE FOR MONITORING A HUMIDITY SENSOR IN A COMBUSTION ENGINE USING OXYGEN MEASUREMENT OF OTHER SENSORS IN THE ENGINE SUCH AS NOX LAMBDA AND/OR OXYGEN SENSORS

(51) International classification :F02D41/22,F02D41/14
(31) Priority Document No :10162087.0
(32) Priority Date :06/05/2010
(33) Name of priority country :EPO
(86) International Application No :PCT/EP2011/057189
Filing Date :05/05/2011
(87) International Publication No :WO 2011/138387
(61) Patent of Addition to Application Number :NA
Filing Date :NA
(62) Divisional to Application Number :NA
Filing Date :NA

(71)**Name of Applicant :**
1)FPT MOTORENFORSCHUNG AG
Address of Applicant :Schlossgasse 2 CH 9320 Arbon Switzerland
(72)**Name of Inventor :**
1)AUCKENTHALER Theophil
2)ZAEHNER Werner

(57) Abstract :
The present invention provides for a method and device for monitoring an ambient humidity sensor in a combustion engine where the monitoring of the ambient humidity sensor is made by comparing the ambient humidity measured by said humidity sensor and an ambient humidity determined from an oxygen measurement of at least another sensor in the engine system such as a NOX or Lambda and/or an oxygen sensor. Said comparison is made using an offset of the oxygen signal reading of said at least another sensor in a fuel cut condition where the drift or offset of said another sensor is related to the variation of the ambient humidity.

No. of Pages : 17 No. of Claims : 12

(12) PATENT APPLICATION PUBLICATION
(19) INDIA
(22) Date of filing of Application :04/12/2012
(21) Application No.10145/CHENP/2012 A
(43) Publication Date : 16/05/2014

(54) Title of the invention : FAT REDUCED SOYBEAN PROTEIN MATERIAL AND SOYBEAN EMULSION COMPOSITION AND PROCESSES FOR PRODUCTION THEREOF

(51) International classification :A23L1/20
(31) Priority Document No :2010-130263
(32) Priority Date :07/06/2010
(33) Name of priority country :Japan
(86) International Application No :PCT/JP2011/061922
Filing Date :25/05/2011
(87) International Publication No :WO 2011/155328
(61) Patent of Addition to Application Number :NA
Filing Date :NA
(62) Divisional to Application Number :NA
Filing Date :NA

(71)**Name of Applicant :**
1)FUJI OIL COMPANY LIMITED
Address of Applicant :1 5 Nishishinsaibashi 2 chome Chuo ku Osaka shi Osaka 5420086 Japan
(72)**Name of Inventor :**
1)SAMOTO Masahiko
2)KANAMORI Jiro
3)SHIBATA Masayuki

(57) Abstract :
Disclosed are: a fat reduced soymilk having a reduced fat content which is produced by separating a fat from a fat containing soybean efficiently without relying on an organic solvent; and a novel fat rich soybean material. Specifically disclosed are: a fat reduced soybean protein material characterized by containing a protein and a carbohydrate at a total content of 80 wt% or more in terms of dried form content containing a fat (as an extract from a chloroform/methanol mixed solvent) at a content of less than 10 wt% relative to the content of the protein and containing campesterol and stigmasterol (as plant derived sterols) at a total content of 200 mg or more relative to 100 g of a fat; and a soybean emulsion composition characterized by containing a protein at a content of 25 wt% or more in terms of dried form content containing a fat at a content of 100 wt% or more in terms of dried form content relative to the content of the protein in terms of dried form content and having an LCI value of 60% or more.

No. of Pages : 70 No. of Claims : 17

(12) PATENT APPLICATION PUBLICATION
(21) Application No.4727/CHE/2012 A
(19) INDIA
(22) Date of filing of Application :12/11/2012
(43) Publication Date : 16/05/2014

(54) Title of the invention : A TORQUE LIMITING CLUTCH

(51) International classification :F16D
(31) Priority Document No :NA
(32) Priority Date :NA
(33) Name of priority country :NA
(86) International Application No :NA
Filing Date :NA
(87) International Publication No : NA
(61) Patent of Addition to Application Number :NA
Filing Date :NA
(62) Divisional to Application Number :NA
Filing Date :NA

(71)**Name of Applicant :**
1)BOSCH LIMITED
Address of Applicant :POST BOX NO 3000, HOSUR ROAD, ADUGODI, BANGALORE - 560 030 Karnataka India
2)ROBERT BOSCH GMBH
(72)**Name of Inventor :**
1)N VENKATESH

(57) Abstract :
A torque limiting clutch 100 comprises a casing 101, an inner ring 102 and an outer ring 103 and one or more rollers 104. The inner ring 102 and the outer ring 103 are located within the casing 101. The outer ring 103 is spaced radially apart from the inner ring 102. The rollers 104 are adapted to slide within a space defined between the inner ring 102 and the outer ring 103 guided by a helical spring 107 connected between each of the rollers 104 and the outer ring 103 of the torque limiting clutch 100. The torque limiting clutch 100 has a plate 105 located on an inner periphery of the outer ring 103, that compresses and/ or expands a compression spring 106 in response to the movement of each of the rollers 104 in contact with the plate 105 along the space.

No. of Pages : 11 No. of Claims : 5

(12) PATENT APPLICATION PUBLICATION
(19) INDIA
(22) Date of filing of Application :20/09/2012
(21) Application No.8086/CHENP/2012 A
(43) Publication Date : 16/05/2014

(54) Title of the invention : IMAGE PROCESSOR IMAGE PROCESSING METHOD AND PROGRAM

(51) International classification :H04N13/02,H04N7/26,H04N7/30
(31) Priority Document No :2010072503
(32) Priority Date :26/03/2010
(33) Name of priority country :Japan
(86) International Application No :PCT/JP2011/055923
Filing Date :14/03/2011
(87) International Publication No :WO 2011/118435
(61) Patent of Addition to Application Number :NA
Filing Date :NA
(62) Divisional to Application Number :NA
Filing Date :NA

(71)**Name of Applicant :**
1)SONY CORPORATION
Address of Applicant :1 7 1 Konan Minato ku Tokyo 1080075 Japan
(72)**Name of Inventor :**
1)FUKUHARA Takahiro

(57) Abstract :
The invention relates to an image processing apparatus, method, and program that can more improve coding efficiency. In step S104, a bit shift changing unit (112) shift-changes depth data (D) acquired in step S103 by using a detected bit depth of image data, and adjust a bit depth of the depth data (D) to match a bit depth of the image data. In step S105, an encoding unit (113) encodes the image data and depth data (D). In step S106, a rate control unit (114) controls a rate of each encoding to be performed in step S105 based on a result of encoding of the image data and a result of encoding of the depth data performed in step S105. This curved face is set as a predictive image. The invention can be applied to, for example, an image processing apparatus.

No. of Pages : 140 No. of Claims : 19

(12) PATENT APPLICATION PUBLICATION
(21) Application No.9643/CHENP/2012 A
(19) INDIA
(22) Date of filing of Application :15/11/2012
(43) Publication Date : 16/05/2014

(54) Title of the invention : ELECTRODE FOR ELECTROLYSIS CELLS

(51) International classification :C25B11/03
(31) Priority Document No :10 2010 021 833.2
(32) Priority Date :28/05/2010
(33) Name of priority country :Germany
(86) International Application No :PCT/EP2011/002552
Filing Date :23/05/2011
(87) International Publication No :WO 2011/147557
(61) Patent of Addition to Application Number :NA
Filing Date :NA
(62) Divisional to Application Number :NA
Filing Date :NA

(71)**Name of Applicant :**
1)THYSSENKRUPP UHDE GMBH
Address of Applicant :Friedrich Uhde Strasse 15 44141 Dortmund Germany
(72)**Name of Inventor :**
1)DULLE Karl Heinz
2)FUNCK Frank
3)HOORMANN Dirk
4)OELMANN Stefan
5)WOLTERING Peter
6)SCHMITT Carsten
7)HOFMANN Philipp

(57) Abstract :
Electrode of an electrolysis cell for gas producing electrochemical processes which comprises a plurality of horizontal lamella elements which in the manner of a flat C profile consist of a flat central part and one or more flank parts where one or more transition regions of any shape are arranged between the flat central part and the one or more flank parts where the lamella elements have a plurality of through openings where the lamella elements have a flat surface without structural raised regions and depressions and the flat central part has a plurality of through openings which are arranged in rows and arranged diagonally to one another.

No. of Pages : 10 No. of Claims : 7

(12) PATENT APPLICATION PUBLICATION
(21) Application No.4759/CHE/2012 A
(19) INDIA
(22) Date of filing of Application :14/11/2012
(43) Publication Date : 16/05/2014

(54) Title of the invention : A STRUCTURAL SYSTEM AND PROCESS FOR CONSTRUCTION OF BUILDINGS USING 'EXTERNAL CORE, BEAMLESS CEILING AND DRY CONSTRUCTION'.

(51) International classification :E04B
(31) Priority Document No :NA
(32) Priority Date :NA
(33) Name of priority country :NA
(86) International Application No :NA
Filing Date :NA
(87) International Publication No : NA
(61) Patent of Addition to Application Number :NA
Filing Date :NA
(62) Divisional to Application Number :NA
Filing Date :NA

(71)**Name of Applicant :**
1)G.H. BASAVARAJ
Address of Applicant :CHETANA HOUSE, 10TH CROSS, VASANTH NAGAR, BANGALORE - 560 052 Karnataka India
(72)**Name of Inventor :**
1)G.H. BASAVARAJ

(57) Abstract :
The present invention relates to a creation of a structural system which is implementable with the invention of EXTERNAL CORE and BEAMLESS CEILING with the concepts of DRY CONSTRUCTION combined as a TECHNOLOGY for design and construction of buildings. This relates to a structural system and process of construction of building utilizing EXTERNAL CORE system, BEAMLESS CEILING, and DRY CONSTRUCTION. The beamless structure so raised, using this technology wherein, the EXTERNAL CORE Structure forms external surface of building consisting of external reinforced concrete walls, with BEAMLESS CEILING and minimal internal columns, with light weight internal partitions and is finished using DRY CONSTRUCTION process. The system as a whole provides the maximum earthquake resistance with simplified design and construction processes with reduced human effort.

No. of Pages : 19 No. of Claims : 16

(12) PATENT APPLICATION PUBLICATION
(21) Application No.4760/CHE/2012 A
(19) INDIA
(22) Date of filing of Application :14/11/2012
(43) Publication Date : 16/05/2014

(54) Title of the invention : A SYSTEM FOR PATIENT AND PATIENT INFORMATION MANAGEMENT

(51) International classification :h04l
(31) Priority Document No :NA
(32) Priority Date :NA
(33) Name of priority country :NA
(86) International Application No :NA
Filing Date :NA
(87) International Publication No : NA
(61) Patent of Addition to Application Number :NA
Filing Date :NA
(62) Divisional to Application Number :NA
Filing Date :NA

(71)**Name of Applicant :**
1)SATISH. V. DULIPATI
Address of Applicant :G-1, V.S. MANOR, NO.2, MANNAR STREET, T. NAGAR, CHENNAI - 600 017 Tamil Nadu India
(72)**Name of Inventor :**
1)SATISH.V. DULIPATI

(57) Abstract :
The present invention -relates to a system for patient and patient information management. Particularly, the present invention relates to a network based integrated, shareable, multi-user, portable, real-time patient information management system for identification and authentication of users. More particularly, the system provides accurate information about users location, entry, exit and the time and duration of visits to various locations. Each user is pre-registered on the system and assigned a unique encrypted ID by a server. Further, the system provides for automatic data recording, acquisition, processing, analysis, storage, transmission and reporting through wired or wireless means. The system recalls harmonized formats, checklists, systems and procedures from the server in a pre-defined uniform formats for data recording. The system enables registration and de-registration of the various parameters of patient management information in real time.

No. of Pages : 24 No. of Claims : 22

(12) PATENT APPLICATION PUBLICATION
(19) INDIA
(22) Date of filing of Application :16/11/2012
(21) Application No.9704/CHENP/2012 A
(43) Publication Date : 16/05/2014

(54) Title of the invention : COMPOSITION BASED ON CERIUM ZIRCONIUM AND TUNGSTEN PREPARATION PROCESS AND USE IN CATALYSIS

(51) International classification :C01G45/00,B01J21/06
(31) Priority Document No :1002111
(32) Priority Date :19/05/2010
(33) Name of priority country :France
(86) International Application No :PCT/EP2011/057954
Filing Date :17/05/2011
(87) International Publication No :WO 2011/144601
(61) Patent of Addition to Application Number :NA
Filing Date :NA
(62) Divisional to Application Number :NA
Filing Date :NA

(71)**Name of Applicant :**
1)RHODIA OPERATIONS
Address of Applicant :40 rue de la Haie Coq F 93306 Aubervilliers France
2)MAGNESIUM ELEKTRON LIMITED
(72)**Name of Inventor :**
1)HERNANDEZ Julien
2)ROHART Emmanuel
3)JORGE COELHO MARQUES Rui
4)HARRIS Deborah Jane
5)JONES Clare

(57) Abstract :
The invention relates to a composition based on cerium zirconium and tungsten and which has a content expressed as oxide of cerium of between 5 and 30%; of tungsten of between 2 and 17% and the balance of zirconium. After ageing at 750°C in an air atmosphere containing 10% water it has a two phase crystallographic structure comprising a tetragonal zirconia phase and a monoclinic zirconia phase with no presence of a crystalline phase containing tungsten. This composition may be used as a catalyst especially in an SCR process.

No. of Pages : 28 No. of Claims : 13

(12) PATENT APPLICATION PUBLICATION
(19) INDIA
(22) Date of filing of Application :08/11/2012
(21) Application No.9514/CHENP/2012 A
(43) Publication Date : 16/05/2014

(54) Title of the invention : EXHAUST THROTTLE VALVE SYSTEM AND METHOD FOR DIESEL PARTICULATE FILTER REGENERATION

(51) International classification :F01N3/023
(31) Priority Document No :12/759733
(32) Priority Date :14/04/2010
(33) Name of priority country :U.S.A.
(86) International Application No :PCT/US2011/032047
Filing Date :12/04/2011
(87) International Publication No :WO 2011/130220
(61) Patent of Addition to Application Number :NA
Filing Date :NA
(62) Divisional to Application Number :NA
Filing Date :NA

(71)**Name of Applicant :**
1)INTERNATIONAL ENGINE INTELLECTUAL PROPERTY COMPANY LLC
Address of Applicant :4201 Winfield Road Warrenville Illinois 60555 U.S.A.
(72)**Name of Inventor :**
1)MAKARTCHOUK Andrei
2)LACK Adam C.
3)BUZINOV Andrey Y.

(57) Abstract :
An exhaust gas after treatment system (10) for a vehicle having an engine (14) includes a fluid passageway (20) extending from the engine to an ambient (18) for fluidly communicating exhaust gas (F). A diesel particulate filter (24) is disposed on the fluid passageway (20) downstream of the engine (14). At least one exhaust throttle valve (30A 30D) is located downstream of the engine (14) on the fluid passageway (20). When the exhaust throttle valve (30A 30D) is actuated the valve obstructs the flow of exhaust gas (F) and increases the temperature of the exhaust gas. The heated exhaust gas (F) causes regeneration at the diesel particulate filter (24).

No. of Pages : 16 No. of Claims : 20

(12) PATENT APPLICATION PUBLICATION
(19) INDIA
(22) Date of filing of Application :29/11/2012
(21) Application No.10020/CHENP/2012 A
(43) Publication Date : 16/05/2014

(54) Title of the invention : METHOD AND APPARATUS FOR OPERATING A STEAM CYCLE PROCESS WITH A LUBRICATED EXPANDER

(51) International classification :F01K25/10,F01K15/02,F01K23/06
(31) Priority Document No :10 2010 022 408.1
(32) Priority Date :01/06/2010
(33) Name of priority country :Germany
(86) International Application No :PCT/EP2011/002573
Filing Date :24/05/2011
(87) International Publication No :WO 2011/151029
(61) Patent of Addition to Application Number :NA
Filing Date :NA
(62) Divisional to Application Number :NA
Filing Date :NA

(71)**Name of Applicant :**
1)MAN TRUCK & BUS AG
Address of Applicant :Dachauer Strasse 667 80995 M¼nchen Germany
(72)**Name of Inventor :**
1)ALMBAUER Raimund
2)KALB Roland
3)KIRCHBERGER Roland
4)KLAMMER Josef

(57) Abstract :
The invention relates to a method for operating a steam cycle process which is performed in an apparatus according to the invention which has an evaporator (1) or steam generator for the evaporation of a liquid working medium (A) and an expander (5) which is lubricated by means of a lubricant for the performance of mechanical work the method comprising the following method steps: a) the liquid working medium (A) is fed to the evaporator (1) in which it evaporates and is fed to the expander (5) in the form of steam; b) an ionic liquid (B) which at room temperature forms two liquid phases with the liquid working medium (A) is also fed to the expander (5) as a lubricant; and c) the ionic liquid forming the lubricant for the expander (5) is separated from the working medium (A) upstream of the evaporator (1).

No. of Pages : 53 No. of Claims : 24

(12) PATENT APPLICATION PUBLICATION
(21) Application No.4947/CHE/2012 A
(19) INDIA
(22) Date of filing of Application :27/11/2012
(43) Publication Date : 16/05/2014

(54) Title of the invention : ONE-WAY CLUTCH

(51) International classification	:F16D	(71)**Name of Applicant :**
(31) Priority Document No	:2012-020866	**1)TSUBAKI EMERSON CO.** Address of Applicant :1-1, KOTARI-KURESUMI, NAGAOKAKYO-SHI, KYOTO-FU 6170833 Japan
(32) Priority Date	:02/02/2012	
(33) Name of priority country	:Japan	(72)**Name of Inventor :**
(86) International Application No	:NA	**1)KAMIHIGASHI, HIROYUKI**
Filing Date	:NA	**2)HATTORI, SHINJI**
(87) International Publication No	: NA	**3)NISHI, TAKAYUKI**
(61) Patent of Addition to Application Number	:NA	
Filing Date	:NA	
(62) Divisional to Application Number	:NA	
Filing Date	:NA	

(57) Abstract :
OBJECTIVE To provide a one-way clutch which is compact, allows larger torque, and which is easy to manufacture. MEANS TO SOLVE THE PROBLEM A one-way clutch 10 has an outer ring 12, an inner ring 20, and a cam cage 30. The cam cage 30 is composed of a pair of cage rings 32, 32, on which stoppers 32a to block pivot of cams 38 are integrally formed, thereby reducing the number of parts and allowing more space on the cam cage 30 in the circumferential direction for additional cams 38.

No. of Pages : 27 No. of Claims : 3

(12) PATENT APPLICATION PUBLICATION
(19) INDIA
(22) Date of filing of Application :16/08/2012
(21) Application No.7145/CHENP/2012 A
(43) Publication Date : 16/05/2014

(54) Title of the invention : PEST CONTROL COMPOSITION

(51) International classification :A01N43/76,A01M1/20,A01N43/22
(31) Priority Document No :2010-034887
(32) Priority Date :19/02/2010
(33) Name of priority country :Japan
(86) International Application No :PCT/JP2011/054222
Filing Date :18/02/2011
(87) International Publication No :WO 2011/102550
(61) Patent of Addition to Application Number :NA
Filing Date :NA
(62) Divisional to Application Number :NA
Filing Date :NA

(71)**Name of Applicant :**
1)SUMITOMO CHEMICAL COMPANY LIMITED
Address of Applicant :27 1 Shinkawa 2 chome Chuo ku Tokyo 1048260 Japan
(72)**Name of Inventor :**
1)SHIMOKAWATOKO Yasutaka
2)NATSUHARA Katsuya
3)TANIKAWA Tetsuo

(57) Abstract :
Disclosed is a pest control composition having an excellent controlling effect on pests which comprises etoxazole and a compound represented by the formula (I): wherein R is a hydrogen atom or a methyl group R is a hydrogen atom a C1 C4 alkyl group a C1 C4 haloalkyl group or a (C1 C4 alkyl)carbonyl group R is a hydrogen atom a C1 C4 alkyl group a C1 C4 haloalkyl group or a (C1 C4 alkyl)carbonyl group R is a hydrogen atom a C1 C4 alkyl group a C1 C4 haloalkyl group or a (C1 C4 alkyl)carbonyl group R is a hydrogen atom a C1 C4 alkyl group or a C1 C4 alkylamino group R is a hydrogen atom or a methyl group Ris a methyl group or an ethyl group R is an amino group a C1 C4 alkylamino group or a di(C1 C4 alkyl)amino group and X and X are hydrogen atoms or X and X together form a single bond.

No. of Pages : 44 No. of Claims : 6

(12) PATENT APPLICATION PUBLICATION
(21) Application No.4972/CHE/2012 A
(19) INDIA
(22) Date of filing of Application :29/11/2012
(43) Publication Date : 16/05/2014

(54) Title of the invention : MULTI-LEVEL VOLTAGE CONVERTER

(51) International classification :H02M
(31) Priority Document No :13/549,984
(32) Priority Date :16/07/2012
(33) Name of priority country :U.S.A.
(86) International Application No :NA
Filing Date :NA
(87) International Publication No : NA
(61) Patent of Addition to Application Number :NA
Filing Date :NA
(62) Divisional to Application Number :NA
Filing Date :NA

(71)**Name of Applicant :**
1)DELTA ELECTRONICS, INC.
Address of Applicant :252, SHANG YING ROAD, KUEI SAN, TAOYUAN HSIEN 333 Taiwan
(72)**Name of Inventor :**
1)PETER BARBOSA

(57) Abstract :
A multi-level voltage converter includes a multi-point converter circuit and at least one full bridge inverter circuit. The multi-point converter circuit is configured for converting a DC voltage into an intermediate multi-level voltage. The full bridge inverter circuit is electrically connected in series with the multi-point converter circuit and configured for receiving the intermediate multi-level voltage to generate a multi-level output voltage corresponding to a single phase output.

No. of Pages : 27 No. of Claims : 20

(12) PATENT APPLICATION PUBLICATION
(21) Application No.8955/CHENP/2012 A
(19) INDIA
(22) Date of filing of Application :18/10/2012
(43) Publication Date : 16/05/2014

(54) Title of the invention : HIGH POROSITY SEPARATOR FOIL

(51) International classification :C08K5/00,C08L23/12,C08J5/18
(31) Priority Document No :10 2010 018 374.1
(32) Priority Date :26/04/2010
(33) Name of priority country :Germany
(86) International Application No :PCT/EP2011/002028
Filing Date :20/04/2011
(87) International Publication No :WO 2011/134626
(61) Patent of Addition to Application Number :NA
Filing Date :NA
(62) Divisional to Application Number :NA
Filing Date :NA

(71)**Name of Applicant :**
1)TREOFAN GERMANY GMBH & CO. KG
Address of Applicant :Bergstrasse 66539 Neunkirchen Germany
(72)**Name of Inventor :**
1)BUSCH Detlef
2)SCHMITZ Bertram
3)KLEIN Dominic

(57) Abstract :
The invention relates to a biaxially oriented single or multilayer porous foil the porosity of which is generated by transformation of crystalline polypropylene during orientation of the foil. The Gurley value of the foil is < 250 s. The invention also relates to a process for producing the foil by using a low transverse stretching velocity for the transverse orientation process.

No. of Pages : 34 No. of Claims : 18

(12) PATENT APPLICATION PUBLICATION
(19) INDIA
(22) Date of filing of Application :14/11/2012
(21) Application No.9616/CHENP/2012 A
(43) Publication Date : 16/05/2014

(54) Title of the invention : IGNITION PREVENTION METHOD AND IGNITION PREVENTION APPARATUS FOR CRUSHER

(51) International classification :F23K3/02,B02C23/04,B02C25/00
(31) Priority Document No :2010113447
(32) Priority Date :17/05/2010
(33) Name of priority country :Japan
(86) International Application No :PCT/JP2011/060785
Filing Date :10/05/2011
(87) International Publication No :WO 2011/145483
(61) Patent of Addition to Application Number :NA
Filing Date :NA
(62) Divisional to Application Number :NA
Filing Date :NA

(71)**Name of Applicant :**
1)KABUSHIKI KAISHA KOBE SEIKO SHO(KOBE STEEL, LTD.)
Address of Applicant :10 26 Wakinohama cho 2 chome Chuo ku Kobe shi Hyogo 6518585 Japan
(72)**Name of Inventor :**
1)AKIYAMA Katsuya
2)PAK Haeyang
3)TAKUBO Yoji

(57) Abstract :
Disclosed is an ignition prevention apparatus for a crusher having supply adjustment means (3a 3b); a density measurement means (7) for measuring the density of carbon monoxide and/or carbon dioxide at the outlet of a crusher (5); and a storage means (11) for storing as an analysis value the ratio between the fixed carbon content fraction and the volatile matter content fraction in solid fuel. In the crusher (5) for crushing the solid fuel a control means (11) controls the supply adjustment means (3a 3b) so that the ratio between the fixed carbon content fraction and the volatile matter content fraction in the solid fuel supplied to the crusher (5) is changed on the basis of measurement results of the density measurement means (7) and analysis values. With this structure ignition can be prevented within the crusher (5).

No. of Pages : 34 No. of Claims : 4

(12) PATENT APPLICATION PUBLICATION
(21) Application No.9619/CHENP/2012 A
(19) INDIA
(22) Date of filing of Application :14/11/2012
(43) Publication Date : 16/05/2014

(54) Title of the invention : BIOMASS PULVERISATION DEVICE AND BIOMASS/COAL CO COMBUSTION SYSTEM

(51) International classification :B02C15/04,C10L5/44,F23C1/00
(31) Priority Document No :2010112463
(32) Priority Date :14/05/2010
(33) Name of priority country :Japan
(86) International Application No :PCT/JP2011/060998
Filing Date :12/05/2011
(87) International Publication No:WO 2011/142438
(61) Patent of Addition to Application Number :NA
Filing Date :NA
(62) Divisional to Application Number :NA
Filing Date :NA

(71)**Name of Applicant :**
1)MITSUBISHI HEAVY INDUSTRIES LTD.
Address of Applicant :16 5 Konan 2 chome Minato ku Tokyo 1088215 Japan
(72)**Name of Inventor :**
1)TAKEUCHI Kazuhiro
2)DAIMARU Takuichiro
3)KINOSHITA Masaaki
4)YAMAGUCHI Yoshiki
5)KAI Norichika

(57) Abstract :
Disclosed is a pulverisation device (13) equipped with: a raw material supply pipe (12) which supplies biomass raw material (11) from above in the vertical axis direction; a pulverisation table (14) on which the biomass raw material (11) is placed; a pulverisation roller (16) which moves in conjunction with the rotation of the pulverisation table (14) and which pulverises the biomass raw material (11) by pressing force; a blowing means which generates an updraft; and a classifier (19) which classifies the pulverised biomass powder (17). The pulverisation device (13) is provided with a blowing gas introduction section (21) which supplies blowing gas towards the central section of the pulverisation table (14) and which promotes the movement of the biomass raw material (11).

No. of Pages : 29 No. of Claims : 5

(12) PATENT APPLICATION PUBLICATION
(21) Application No.4731/CHE/2012 A
(19) INDIA
(22) Date of filing of Application :12/11/2012
(43) Publication Date : 16/05/2014

(54) Title of the invention : A METHOD OF PREHEATING OF COMBUSTION AIR FOR TUNDISH PRE-HEATING AND A SYSTEM THEREOF

(51) International classification :B22D
(31) Priority Document No :NA
(32) Priority Date :NA
(33) Name of priority country :NA
(86) International Application No :NA
Filing Date :NA
(87) International Publication No : NA
(61) Patent of Addition to Application Number :NA
Filing Date :NA
(62) Divisional to Application Number :NA
Filing Date :NA

(71)**Name of Applicant :**
1)JSW STEEL LIMITED
Address of Applicant :SALEM WORKS, POTTANERI P.O., MECHERI, METTUR TALUK, SALEM DISTRICT - 636 453 Tamil Nadu India
(72)**Name of Inventor :**
1)SATHAYE, JAYANT MORESHWAR
2)BABUJEE, ALAPATTI
3)CHANDRAKANT, PARMESHWAR UMSHETTE
4)SAMBASIVAM, MURUGESAN

(57) Abstract :
A method for tundish preheating and a system therefor for preheating of air used for combustion using flue gases at tundish preheating station. The system for preheating combustion air for tundish preheating burner advantageously involves the heat of flue gases escaping through the tundish spout, carrying large amount of heat, which is being wasted to atmosphere. The method and system of the invention is adapted such that substantial thermal energy could be advantageously extracted from the flue gases and transferred to the incoming combustion air. The air preheating system for tundish preheating burner would thus favour recovery of waste heat of flue gases and ensure saving of fuel consumption.

No. of Pages : 17 No. of Claims : 13

(12) PATENT APPLICATION PUBLICATION
(21) Application No.4732/CHE/2012 A
(19) INDIA
(22) Date of filing of Application :12/11/2012
(43) Publication Date : 16/05/2014

(54) Title of the invention : A PROCESS FOR SINTER PRODUCTION WITH IMPROVED BED PERMEABILITY AND SINTER PRODUCTIVITY USING GRANULAR BURNT LIME

(51) International classification :c04b
(31) Priority Document No :NA
(32) Priority Date :NA
(33) Name of priority country :NA
(86) International Application No :NA
Filing Date :NA
(87) International Publication No : NA
(61) Patent of Addition to Application Number :NA
Filing Date :NA
(62) Divisional to Application Number :NA
Filing Date :NA

(71)**Name of Applicant :**
1)JSW STEEL LIMITED
Address of Applicant :SALEM WORKS, POTTANERI P.O., MECHERI, METTUR TALUK, SALEM DISTRICT - 636 453 Tamil Nadu India
(72)**Name of Inventor :**
1)SATHAYE, JAYANT MORESHWAR
2)VIJAY, KRISHNASWAMY GORUR
3)PILLAI, MURUGESA SIVASUBRAMONIA
4)DEVAKUMAR, JAYAPAL
5)JAMBUKESWARAN, VELUSAMY
6)DEVANATHAN, MUTHUSAMY
7)VIJAYARAJ, SIVASUBRAMANIAN
8)NAGASHANMUGAM, KRISHNACHETTY BOMMANNAN

(57) Abstract :
The present invention relates to a process for sinter production using granular burnt lime. More particularly, the present invention is directed to a cost effective process for sinter production using upto 10 mm size granular burnt lime adapted to improve sinter bed permeability while maintaining smooth flow of material in slaking unit to thereby allowing increased rate of lime addition. The process allow the granular burnt lime to transform to expanded wet powder of granular lime particles with desired heat content adapted to mix well with other raw materials in a mixer and upon spraying of water for nodulization adapted to react rapidly to form better granules /bigger and harder green balls thereby enabling improved raw mix bed permeability and increased sinter productivity, with increased sinter bed height and reduced return sinter fines at reduced coke fine consumption and lower power consumption.

No. of Pages : 17 No. of Claims : 11

(12) PATENT APPLICATION PUBLICATION
(21) Application No.4741/CHE/2012 A
(19) INDIA
(22) Date of filing of Application :12/11/2012
(43) Publication Date : 16/05/2014

(54) Title of the invention : A SEAMLESS MULTI-PURPOSE PROTECTIVE HEADGEAR

(51) International classification :A42B
(31) Priority Document No :NA
(32) Priority Date :NA
(33) Name of priority country :NA
(86) International Application No :NA
Filing Date :NA
(87) International Publication No : NA
(61) Patent of Addition to Application Number :NA
Filing Date :NA
(62) Divisional to Application Number :NA
Filing Date :NA

(71)**Name of Applicant :**
1)SANTOSH REGALLA
Address of Applicant :PLOT NO 53, ROAD NO-1, VAIDEHI NAGAR, VANASTHALI PURAM, HYDERABAD - 500 070 Andhra Pradesh India
(72)**Name of Inventor :**
1)SANTOSH REGALLA

(57) Abstract :
A headgear, having an inner and exterior surface with the inner surface defining a cavity formed in the shape of a round uniform cylindrical tube which has a main body, upper and lower ends made of semi flexible material with seamless, knitted, stretchable finished structure wherein one end of the tubular headgear is configured to fit on a wearers head on sliding and snugly encircles the interior surface of the head with the other end is left free and wherein the diameter of the upper end and the lower end are equal.

No. of Pages : 16 No. of Claims : 16

(12) PATENT APPLICATION PUBLICATION
(21) Application No.4745/CHE/2012 A
(19) INDIA
(22) Date of filing of Application :13/11/2012
(43) Publication Date : 16/05/2014

(54) Title of the invention : A SYSTEM AND METHOD FOR RECOGNITION OF HANDWRITTEN TELUGU CHARACTERS

(51) International classification :G06K9/00
(31) Priority Document No :NA
(32) Priority Date :NA
(33) Name of priority country :NA
(86) International Application No :NA
Filing Date :NA
(87) International Publication No : NA
(61) Patent of Addition to Application Number :NA
Filing Date :NA
(62) Divisional to Application Number :NA
Filing Date :NA

(71)**Name of Applicant :**
1)Indian Institute of Technology Madras.
Address of Applicant :I.I.T. Post Office Chennai - 600 036 Kerala India
(72)**Name of Inventor :**
1)V Srinivasa Chakravarthy
2)Ashakranthi Nandigam
3)Soumya Soman

(57) Abstract :
Embodiments of the disclosure relate to a system and method for recognition of Telugu handwritten characters. The system represents C1V part of a Telugu character as an image and recognizes it using an offline approach and processes the C2 part of the character in online form. The offline subsystem used for recognizing the C1V part combines the strengths of four different pattern recognition techniques namely Convolutional Neural networks (CNN), Principal Component Analysis (PCA), Support Vector Machines (SVM) and multi-classifier systems.

No. of Pages : 34 No. of Claims : 16

(12) PATENT APPLICATION PUBLICATION
(19) INDIA
(22) Date of filing of Application :28/09/2012
(21) Application No.8349/CHENP/2012 A
(43) Publication Date : 16/05/2014

(54) Title of the invention : STAGE DEVICE

(51) International classification :H01L21/027
(31) Priority Document No :2010047382
(32) Priority Date :04/03/2010
(33) Name of priority country :Japan
(86) International Application No :PCT/JP2010/072858
Filing Date :20/12/2010
(87) International Publication No :WO 2011/108170
(61) Patent of Addition to Application Number :NA
Filing Date :NA
(62) Divisional to Application Number :NA
Filing Date :NA

(71)**Name of Applicant :**
1)KABUSHIKI KAISHA YASKAWA DENKI
Address of Applicant :2 1 Kurosaki shiroishi Yahatanishi ku Kitakyushu shi Fukuoka 8060004 Japan
(72)**Name of Inventor :**
1)MOTOMURA Youichi
2)KONO Toshiyuki
3)KUBOTA Yoshiaki

(57) Abstract :
This stage apparatus includes a movable table to hold a sample, a levitation unit to operate the movable table at least in a vertical direction, and a linear motor to operate the movable table in a first horizontal direction in a horizontal plane, including a linear motor movable element arranged inside the movable table and a linear motor stator arranged inside the movable table.

No. of Pages : 55 No. of Claims : 20

(12) PATENT APPLICATION PUBLICATION
(21) Application No.9520/CHENP/2012 A
(19) INDIA
(22) Date of filing of Application :08/11/2012
(43) Publication Date : 16/05/2014

(54) Title of the invention : INFORMATION RETRIEVAL DEVICE INFORMATION RETRIEVAL METHOD COMPUTER PROGRAM AND DATA STRUCTURE

(51) International classification :G06F17/30
(31) Priority Document No :2010111940
(32) Priority Date :14/05/2010
(33) Name of priority country :Japan
(86) International Application No :PCT/JP2011/002641
Filing Date :12/05/2011
(87) International Publication No :WO 2011/142134
(61) Patent of Addition to Application Number :NA
Filing Date :NA
(62) Divisional to Application Number :NA
Filing Date :NA

(71)**Name of Applicant :**
1)NEC Corporation
Address of Applicant :7 1 Shiba 5 chome Minato ku Tokyo 1088001 Japan
(72)**Name of Inventor :**
1)ARIKUMA Takeshi
2)SHIRAISHI Nobuhisa

(57) Abstract :
An information retrieval device is provided with: a path field generating unit for generating a path field in which paths with each node as the origin are connected for each node; an index generating unit for generating a posting list which is a list of information consisting of nodes having path fields in which each element constituting graph structure information is included and positional information indicating positions at which each element appears in the path fields for each element constituting the graph structure information and generating an index repository in which the elements and the posting lists are associated with one another; a retrieval path generating unit for generating a retrieval path indicating a retrieval condition; and a retrieval unit for retrieving the nodes having the path fields including the elements in the retrieval path from the index repository and extracting a node having a path field which satisfies the appearance order of the elements in the retrieval path among the retrieved nodes on the basis of the positional information of the posting lists.

No. of Pages : 87 No. of Claims : 10

(12) PATENT APPLICATION PUBLICATION
(21) Application No.4300/CHE/2012 A
(19) INDIA
(22) Date of filing of Application :15/10/2012
(43) Publication Date : 16/05/2014

(54) Title of the invention : AN NOVEL ICE TRAY FOR REFRIGERATOR

(51) International classification :F25d
(31) Priority Document No :NA
(32) Priority Date :NA
(33) Name of priority country :NA
(86) International Application No :NA
Filing Date :NA
(87) International Publication No : NA
(61) Patent of Addition to Application Number :NA
Filing Date :NA
(62) Divisional to Application Number :NA
Filing Date :NA

(71)**Name of Applicant :**
1)LG SOFT INDIA PVT. LTD.
Address of Applicant :EMBASSY TECH SQUARE, MARATHAHALLI-SARJAPUR OUTER RING ROAD, BANGALORE - 560 103 Karnataka India
(72)**Name of Inventor :**
1)SACHIN KUMAR

(57) Abstract :
This invention relates to an novel ice tray for refrigerator comprising of an ice tray with concave surface having a plurality of fins at bottom surface for better heat transfer and a plurality of outlets on grill fan for directing air flow towards bottom and top surface of the ice tray. The ice making time is reduced by approximately 35% as compared to prior art.

No. of Pages : 10 No. of Claims : 7

(12) PATENT APPLICATION PUBLICATION
(21) Application No.4748/CHE/2012 A
(19) INDIA
(22) Date of filing of Application :14/11/2012
(43) Publication Date : 16/05/2014

(54) Title of the invention : FLAT GENERATOR

(51) International classification :H02K
(31) Priority Document No :NA
(32) Priority Date :NA
(33) Name of priority country :NA
(86) International Application No :NA
Filing Date :NA
(87) International Publication No : NA
(61) Patent of Addition to Application Number :NA
Filing Date :NA
(62) Divisional to Application Number :NA
Filing Date :NA

(71)**Name of Applicant :**
1)S. SUDARSHAN
Address of Applicant :8-9-40/14, SRI DATTA NAGAR, KANCHANBAGH, HYDERABAD - 500 058 Andhra Pradesh India
(72)**Name of Inventor :**
1)S. SUDARSHAN

(57) Abstract :
This invention relates to an electric generator. The present day electric generator normally works on the principle of dynamically induced e.m.f. in conductor/s housed within a rotary armature lying in a strong magnetic field. This generator has moving parts. An external mechanical force is essential for this present day rotary generator. Flat Generator avoids the above said necessity of an external mechanical force thus the necessity of any prime mover. In the invented Flat Generator, the rotary armature existing in any conventional type generator is converted into Flat Armature and is placed in the airgap between North Pole and South Pole of one or more pair/s of electromagnet/s and the current in the field coils of the electromagnet/s is made to pass in a preset pulses; inducing e.m.f. in the conductor/s of the flat armature of the flat generator, ensuring completion of magnetic circuit. If the current passed in the field coils of the electromagnet/s is A.C., then an alternating current is induced in the flat armature whose frequency is equal to the frequency of the A.C. passing through the field coils. If the current passed in the field coils of the electromagnet/s is pulsating D.C., then also an alternating current is induced in the flat armature whose frequency is equal to the frequency of the pulsating D.C. passed through the electrolmagnet/s. Pulsating D.C. can be obtained by introducing a suitable diode in the circuit using an A.C. which is made to pass through the field coils of the electromagnet/s. Pulsating D.C. can also be obtained by using existing conventional electronic systems and mechanical devises. As the pulsating current in the electromagnet/s increases, the rate of change of flux linkages with the flat armature conductors also increases, and the induced e.m.f. also increases. Its frequency is equal to the pulsating frequency passing through the electromagnet/s which has to be later altered to suit the frequency of the electrical appliances that are to be used. This is similar to the mechanical input by any primemover of a conventional rotry generator. By increasing the number of armature conductors, number of poles and frequency of pulsating current in the electromagnet/s, the efficiency of the flat generator can be increased to such a level so that its output exceeds the input «

No. of Pages : 11 No. of Claims : 4

(12) PATENT APPLICATION PUBLICATION
(19) INDIA
(22) Date of filing of Application :25/03/2014

(21) Application No.657/KOLNP/2014 A
(43) Publication Date : 16/05/2014

(54) Title of the invention : SCROLL COMPRESSOR

(51) International classification :F04C18/02
(31) Priority Document No :2011206133
(32) Priority Date :21/09/2011
(33) Name of priority country :Japan
(86) International Application No :PCT/JP2012/005986
Filing Date :20/09/2012
(87) International Publication No :WO 2013/042368
(61) Patent of Addition to Application Number :NA
Filing Date :NA
(62) Divisional to Application Number :NA
Filing Date :NA

(71)**Name of Applicant :**
1)DAIKIN INDUSTRIES LTD.
Address of Applicant :Umeda Center Building 4 12 Nakazaki nishi 2 chome Kita ku Osaka shi Osaka 5308323 Japan
(72)**Name of Inventor :**
1)KATOU Katsumi
2)SAKAE Satoru

(57) Abstract :
A scroll compressor in which intermediate injection is performed wherein an injection port (55) is formed at a position that communicates with compression chambers (35a 35b) immediately after suction close. A thick wall portion (45) having a tooth thickness increase portion (45a) in which the tooth thickness increases from the side at which winding is started to the side at which winding is ended and a tooth thickness decrease portion (45b) in which the tooth thickness decreases from the tooth thickness increase portion (45a) to the side at which winding is ended are formed on the movable side wrap (42). The diameter of the injection port (55) grows in correspondence with the thick wall portion (45). It is thereby possible to increase the injection flow amount and suppress any decrease in compressor efficiency and any increase in the size and cost of the compression mechanism.

No. of Pages : 33 No. of Claims : 6

(12) PATENT APPLICATION PUBLICATION
(21) Application No.658/KOLNP/2014 A
(19) INDIA
(22) Date of filing of Application :25/03/2014
(43) Publication Date : 16/05/2014

(54) Title of the invention : KNITTING MACHINE PARTICULARLY WITH HIGH GAUGE WITH IMPROVED NEEDLE ACTUATION CAMS

(51) International classification :D04B15/10,D04B15/32
(31) Priority Document No :MI2011A001696
(32) Priority Date :21/09/2011
(33) Name of priority country :Italy
(86) International Application No :PCT/EP2012/067386
Filing Date :06/09/2012
(87) International Publication No :WO 2013/041380
(61) Patent of Addition to Application Number :NA
Filing Date :NA
(62) Divisional to Application Number :NA
Filing Date :NA

(71)**Name of Applicant :**
1)SANTONI S.P.A.
Address of Applicant :Via Carlo Fenzi 14 I 25135 Brescia Italy
(72)**Name of Inventor :**
1)LONATI Ettore
2)LONATI Fausto
3)LONATI Tiberio

(57) Abstract :
A knitting machine particularly with high gauge with improved needle actuation cams. The machine comprises a needle holder (1) which supports a plurality of side by side needles (2 3) and is provided with means (4) for guiding the needles (2 3). The guiding means (4) comprise knitting forming channels (5) which are defined proximate to an end (1a) of the needle holder (1) and are mutually laterally adjacent and sliding channels (6) which are defined on the needle holder (1) in a region that is spaced from the end (1a) of the needle holder (1) and are mutually laterally adjacent. Each one of the needles (2 3) is accommodated so that it can slide longitudinally in a corresponding knitting forming channel (5) and is provided at one of its ends with a hook shaped head (2a 3a) which can engage at least one thread supplied to the needles (2 3) at a feed or drop of the machine to form knitting. Each one of the needles (2 3) is provided in a region that is spaced from the head (2a 3a) and is arranged in one of the sliding channels (6) with at least one heel (2b 3b) that protrudes from one face of the needle holder (1) and can engage at least one path (7 8) defined by cams (9) that face the face of the needle holder (1). The needle holder (1) can be actuated with respect to the cams (9) along an actuation trajectory (10) that is substantially perpendicular to the longitudinal extension of the knitting forming channels (5) and the paths (7 8) are shaped so as to cause following the actuation of the needle holder (1) along the actuation trajectory (10) with respect to the cams (9) the alternating sliding of the needles (2 3) along the corresponding knitting forming channel (5) with respect to the needle holder (1). Each one of the needles (2 3) has at least one elastic flexing (2d 3d) along its extension which determines an offset of its at least one heel (2b 3b) with respect to the head (2a 3a) of the needle (2 3) along a direction that is substantially parallel to the actuation trajectory (10) of the needle holder (1) with respect to the cams (9) in the same direction as or in the opposite direction to the direction of actuation (11) of the needle holder (1) with respect to the cams (9) and the at least one path (7 8) is offset in a substantially corresponding manner with respect to a theoretical path (12) of actuation of an ideal rectilinear needle with its head in alignment with its at least one heel.

No. of Pages : 23 No. of Claims : 7

(12) PATENT APPLICATION PUBLICATION
(21) Application No.1024/KOL/2013 A
(19) INDIA
(22) Date of filing of Application :02/09/2013
(43) Publication Date : 16/05/2014

(54) Title of the invention : REGENERATION OFA PERTICULATE FILTER BASED ON A PARTICULATE MATTER OXIDATION RATE

(51) International classification :F01N 3/00
(31) Priority Document No :13/675363
(32) Priority Date :13/11/2012
(33) Name of priority country :U.S.A.
(86) International Application No :NA
Filing Date :NA
(87) International Publication No : NA
(61) Patent of Addition to Application Number :NA
Filing Date :NA
(62) Divisional to Application Number :NA
Filing Date :NA

(71)**Name of Applicant :**
1)GM GLOBAL TECHNOLOGY OPERATIONS LLC
Address of Applicant :300 GM RENAISSANCE CENTER, DETROIT, MICHIGAN 48265-3000, U.S.A.
(72)**Name of Inventor :**
1)EUGENE V. GONZE
2)MICHAEL J. PARATORE JR
3)JULIAN C. TAN

(57) Abstract :
An exhaust gas treatment system for an internal combustion engine is provided comprising an exhaust gas conduit, a particulate filter (PF) device, a hydrocarbon source and an electronic control module including operative logic which when implemented. The PF has a filter structure for removal of particulates in the exhaust gas and is selectively regenerated based on an amount of particulates trapped within the filter structure of the PF device. The control module is in communication with the internal combustion engine and the hydrocarbon source, and receives a regeneration signal indicating the amount of particulates trapped within the filter structure of the PF device. The electronic control module includes control logic for monitoring the internal combustion engine prior to a regeneration event. The electronic control module includes control logic for determining a plurality operating parameters of the internal combustion engine based on the monitoring.

No. of Pages : 19 No. of Claims : 10

(12) PATENT APPLICATION PUBLICATION
(19) INDIA
(22) Date of filing of Application :15/02/2013
(21) Application No.176/KOL/2013 A
(43) Publication Date : 16/05/2014

(54) Title of the invention : APPARATUS AND METHOD FOR REMOVING CARBON DIOXIDE OF EXHAUST GAS USING QUICKLIME

(51) International classification	:B01D53/02
(31) Priority Document No	:10-2012-0126814
(32) Priority Date	:09/11/2012
(33) Name of priority country	:Republic of Korea
(86) International Application No	:NA
Filing Date	:NA
(87) International Publication No	: NA
(61) Patent of Addition to Application Number	:NA
Filing Date	:NA
(62) Divisional to Application Number	:NA
Filing Date	:NA

(71)**Name of Applicant :**
1)DAEWOO E & C CO., LTD.
Address of Applicant :57 SINMUMNO 1-GA, JONGNO-GU, SEOUL REPUBLIC OF KOREA
2)KUKDONG ENVIRONMENT CHEMISTRY CO., LTD.
(72)**Name of Inventor :**
1)KIM, BYUNG-HWAN
2)KIM, JEONG-HEON
3)KANG, PIL-SUN
4)YOO, SEUNG-KWAN
5)JEONG, CHOONG-EUI
6)JEONG, HOON

(57) Abstract :
The present invention relates to an apparatus and method for removing carbon dioxide of exhaust gas using quicklime, and more particularly, to an apparatus for removing carbon dioxide of exhaust gas comprising: a carbon dioxide absorption unit for storing more than a certain water head of absorbing liquid received outside, for absorbing carbon dioxide by reacting with exhaust gas supplied to the inside of the absorbing liquid through an exhaust gas emission line, for emitting exhaust gas via the exhaust gas emission line and for emitting a by-product generated upon reacting; an absorbing liquid supply unit for producing calcium hydroxide by a mixture of quicklime and water, for generating absorbing liquid by a mixture of alkali compounds and for supplying the generated absorbing liquid to the carbon dioxide absorption unit; and a discarded absorbing liquid treatment unit for separating and discharging precipitated calcium carbonate and effluent by collecting and dewatering discarded absorbing liquid which includes the precipitated calcium carbonate discharged from the carbon dioxide absorption unit, wherein the apparatus for removing carbon dioxide of exhaust gas is installed between an exhaust gas emission line and chimney.

No. of Pages : 41 No. of Claims : 17

(12) PATENT APPLICATION PUBLICATION
(19) INDIA
(22) Date of filing of Application :26/03/2014
(21) Application No.671/KOLNP/2014 A
(43) Publication Date : 16/05/2014

(54) Title of the invention : EMISSION CONTROL SYSTEM

(51) International classification :B01D47/00,B01D53/46,B01D53/75
(31) Priority Document No :2011903587
(32) Priority Date :05/09/2011
(33) Name of priority country:Australia
(86) International Application No :PCT/AU2012/001047
Filing Date :05/09/2012
(87) International Publication No :WO 2013/033763
(61) Patent of Addition to Application Number :NA
Filing Date :NA
(62) Divisional to Application Number :NA
Filing Date :NA

(71)**Name of Applicant :**
1)EMISSION LOGISTICS PTY LTD
Address of Applicant :Swayne & Hutley Suite 3G 40 Station Road Indooroopilly Queensland 4068 Australia
(72)**Name of Inventor :**
1)SILIC Florijan
2)SILIC Gabriel
3)SILIC Ivan
4)SILIC Mark

(57) Abstract :
A method and apparatus for treating an exhaust or waste gas stream using Silic Pollution Reduction System (SPRS) is provided to remove at least one unwanted material to clean the exhaust or waste gas stream by gas stabilisation to allow the cleaned gas stream to be discharged directly to atmosphere. The apparatus includes at least three treatment stations for treating the exhaust or waste gas stream in sequence in which at least one treatment station is a wet reactor containing a nucleating or precipitating liquid for removing the unwanted material as a solid and for oxygenating the remaining gas stream from which the unwanted material has been removed and at least one treatment station is or has a gas compressing stage or component for compressing the gas stream being treated. The advantage of the method and apparatus is that the treated gas stream can be discharged directly to atmosphere with reduced amounts of pollutants.

No. of Pages : 34 No. of Claims : 26

(12) PATENT APPLICATION PUBLICATION
(21) Application No.1236/KOL/2013 A
(19) INDIA
(22) Date of filing of Application :30/10/2013
(43) Publication Date : 16/05/2014

(54) Title of the invention : ELECTRONIC UNIT MOUNTING STRUCTURE.

(51) International classification	:H01R 13/00	(71)**Name of Applicant :**
(31) Priority Document No	:2012-248402	**1)YAZAKI CORPORATION** Address of Applicant :4-28, MITA 1-CHOME, MINATO-KU, TOKYO 108-8333. JAPAN
(32) Priority Date	:12/11/2012	**2)SUZUKI MOTOR CORPORATION**
(33) Name of priority country	:Japan	(72)**Name of Inventor :**
(86) International Application No	:NA	**1)TAKAHIRO MOCHIZUKI**
Filing Date	:NA	**2)MASAKI YAMAMOTO**
(87) International Publication No	: NA	**3)KAORU OOMURA**
(61) Patent of Addition to Application Number	:NA	**4)KOUTAROU KURITA**
Filing Date	:NA	**5)TOMOHIRO SUDOU**
(62) Divisional to Application Number	:NA	**6)KAZUYA SUEHIRO**
Filing Date	:NA	

(57) Abstract :
A case of the electronic unit includes: a case main body; a rectangular parallelepiped projection projected from one side surface of the case main body; spring pieces extended from side surfaces; and a lock portion 52 provided on the other side surface. The case of the electrical junction box includes: a vertical wall on which an insertion portion is formed; and a lock receiving portion. when the projection and the spring piece are inserted into the insertion portion, and the electronic unit is rotated about the projection, an upper surface of the projection abuts on an inner surface of the insertion portion, the spring piece elastically contacts an inner surface of the insertion portion, and the lock portion is locked with the lock receiving portion so as to mount the electronic unit on the upper surface of the case of the electrical junction box.

No. of Pages : 26 No. of Claims : 3

(12) PATENT APPLICATION PUBLICATION
(21) Application No.1237/KOL/2013 A
(19) INDIA
(22) Date of filing of Application :30/10/2013
(43) Publication Date : 16/05/2014

(54) Title of the invention : ELECTRONIC UNIT MOUNTING STRUCTURE.

(51) International classification	:H01R 13/00
(31) Priority Document No	:2012-248401
(32) Priority Date	:12/11/2012
(33) Name of priority country	:Japan
(86) International Application No	:NA
Filing Date	:NA
(87) International Publication No	: NA
(61) Patent of Addition to Application Number	:NA
Filing Date	:NA
(62) Divisional to Application Number	:NA
Filing Date	:NA

(71)**Name of Applicant :**
1)YAZAKI CORPORATION
Address of Applicant :4-28,MITA 1-CHOME, MINATO-KU, TOKYO 108-8333, JAPAN
2)SUZUKI MOTOR CORPORATION
(72)**Name of Inventor :**
1)TAKAHIRO MOCHIZUKI
2)MASAKI YAMAMOTO
3)KAORU OOMURA
4)KOUTAROU KURITA
5)TOMOHIRO SUDOU
6)KAZUYA SUEHIRO

(57) Abstract :
Provided is an electronic unit mounting structure having a simple structure. A case (5) of an electronic unit (3) includes a case body (50), a first projecting portion (51) and a second projecting portion (54) projecting from one side surface (50c) of the case body (50), and a lock portion (52) provided at the other side surface (50d). A case (4) of an electrical junction box (2) includes a vertical wall (6) perpendicular to an upper surface (40a) of the case (4) and including a first insertion portion (61) and a second insertion portion (64), and a lock receive portion (42). The electronic unit (3) is mounted on the upper surface (40a) by inserting the first projecting portion (51) to the first insertion portion (61) and inserting the second projecting portion (54) to the second insertion portion (64), rotating the electronic unit (3) around the first projecting portion (51) and engaging the lock portion (52) with the lock receive portion (42). In this condition, the second insertion portion (64) prohibits the second projecting portion (54) from moving in Y and Z directions.

No. of Pages : 32 No. of Claims : 6

(12) PATENT APPLICATION PUBLICATION
(21) Application No.1300/KOL/2012 A
(19) INDIA
(22) Date of filing of Application :12/11/2012
(43) Publication Date : 16/05/2014

(54) Title of the invention : METHOD FOR REUSING SLAG IN LADLE

(51) International classification :C21C1/02
(31) Priority Document No :NA
(32) Priority Date :NA
(33) Name of priority country :NA
(86) International Application No :NA
Filing Date :NA
(87) International Publication No : NA
(61) Patent of Addition to Application Number :NA
Filing Date :NA
(62) Divisional to Application Number :NA
Filing Date :NA

(71)**Name of Applicant :**
1)JFE STEEL CORPORATION
Address of Applicant :2-3, UCHISAIWAI-CHO 2-CHOME, CHIYODA-KU, TOKYO 100-0011 JAPAN
(72)**Name of Inventor :**
1)RYO KAWABATA
2)TAKHIKO MAEDA
3)TOSHIRO ISHIGE

(57) Abstract :
A method for reusing a slag and a molten steel in a ladle is provided, wherein the usage of a desulfurization agent in molten pig iron desulfurization can be reduced, a slag and a molten steel remaining in a ladle are effectively utilized without the need for being subjected to crushing and magnetic separation and, in addition, a large amount of iron scrap can be dissolved. An iron scrap 4 is charged into a molten pig iron transfer ladle 6 after molten pig iron has been delivered, a slag 1 and a molten steel 2 remaining in a ladle 3 after casting is finished and being in a hot state are discharged into the molten pig iron transfer ladle 6 charged with the iron scrap 4 and, thereafter, molten pig iron 10 is received by the molten pig iron transfer ladle 6.

No. of Pages : 34 No. of Claims : 3

(12) PATENT APPLICATION PUBLICATION
(21) Application No.683/KOLNP/2014 A
(19) INDIA
(22) Date of filing of Application :27/03/2014
(43) Publication Date : 16/05/2014

(54) Title of the invention : HF RESONATOR AND PARTICLE ACCELERATOR WITH HF RESONATOR

(51) International classification :H05H7/18
(31) Priority Document No :10 2011 083 668.3
(32) Priority Date :29/09/2011
(33) Name of priority country :Germany
(86) International Application No :PCT/EP2012/067266
Filing Date :05/09/2012
(87) International Publication No :WO 2013/045236
(61) Patent of Addition to Application Number :NA
Filing Date :NA
(62) Divisional to Application Number :NA
Filing Date :NA

(71)**Name of Applicant :**
1)SIEMENS AKTIENGESELLSCHAFT
Address of Applicant :Wittelsbacherplatz 2 80333 München Germany
(72)**Name of Inventor :**
1)BACK Michael
2)HEID Oliver
3)KLEEMANN Michael

(57) Abstract :
The invention relates to an HF resonator comprising a cylindrical cavity made of a dielectric material. An inner face of the cavity has an electrically conductive coating which is divided into a first inner coating and a second inner coating by an electrically insulating gap that encircles a lateral face of the cavity in an annular manner. An outer face of the cavity has an electrically conductive first outer coating and an electrically conductive second outer coating. The first outer coating and the second outer coating are electrically insulated from each other. The HF resonator comprises a device that is provided for applying a high frequency electric voltage between the first outer coating and the second outer coating.

No. of Pages : 17 No. of Claims : 11

(12) PATENT APPLICATION PUBLICATION
(19) INDIA
(22) Date of filing of Application :13/11/2013
(21) Application No.1292/KOL/2013 A
(43) Publication Date : 16/05/2014

(54) Title of the invention : FIXED-BED REACTOR

(51) International classification	:B01J 19/00
(31) Priority Document No	:10 2012 220 926.3
(32) Priority Date	:15/11/2012
(33) Name of priority country	:Germany
(86) International Application No	:NA
Filing Date	:NA
(87) International Publication No	: NA
(61) Patent of Addition to Application Number	:NA
Filing Date	:NA
(62) Divisional to Application Number	:NA
Filing Date	:NA

(71)**Name of Applicant :**
1)CHEMIEANLAGENBAU CHEMNITZ GMBH
Address of Applicant :AUGUSTUSBERGER STRAβE 34, 09111 CHEMNITZ, GERMANY
2)MAN DIESEL & TURBO SE
(72)**Name of Inventor :**
1)MANFRED LEHR
2)WOLFGANG SCHUSTER
3)EDMUND BÖHM
4)JOACHIM ENGELMANN

(57) Abstract :
The invention relates to a radial-flow reactor (1) for carrying out chemically catalytic reactions with an isothermal reaction regime. According to the invention, the reaction space (7) of the reactor (1) is penetrated by a plurality of heat exchange tubes (9), the heat exchange tubes (9) being arranged as parallel to the centre axis (6) as possible and in a plurality of groups, such that the groups form full rows (38) which are arranged in the radial direction in the reaction space (7), the outer contours of adjacent heat exchange tubes (9) of a row (38, 39) being so close to one another that radial flow ducts (40) are formed.

No. of Pages : 46 No. of Claims : 19

(12) PATENT APPLICATION PUBLICATION
(21) Application No.1294/KOL/2012 A
(19) INDIA
(22) Date of filing of Application :09/11/2012
(43) Publication Date : 16/05/2014

(54) Title of the invention : A NOVEL, INTELLIGENT AND COST-EFFECTIVE COMBINED COMBUSTION CONTROL SYSTEM

(51) International classification :B01D53/32
(31) Priority Document No :NA
(32) Priority Date :NA
(33) Name of priority country :NA
(86) International Application No :NA
Filing Date :NA
(87) International Publication No : NA
(61) Patent of Addition to Application Number :NA
Filing Date :NA
(62) Divisional to Application Number :NA
Filing Date :NA

(71)**Name of Applicant :**
1)BHOWMICK, DR. MADAN
Address of Applicant :ANITA PLAZA.2nd FLOOR, 17/K/2 RANI BRANCH ROAD,PAIKPARA,KOLKATA-700 002 WEST BENGAL,INDIA
2) BERA,PROF. SATISH CHANDRA
(72)**Name of Inventor :**
1)BHOWMICK,DR.MADAN
2)BERA,PROF.SATISH CHANDRA

(57) Abstract :
Conventional control systems like parallel type air-fuel combustion control and cross-limiting type combustion control techniques have been found to suffer from drawbacks like (a) incomplete combustion problem, (b) boiler stuck-up problem and (c) boiler bump problem. The present invention effectively overcome the above drawbacks by providing a novel, intelligent and cost-effective combined combustion control system, employed in industrial power generation, comprising in combination: a. a calculation block CAL 305 (1), specifically developed for the application; b. a ratio bias controller HIC 301 (2), that transmits steam demand signal to (1); c. a fuel flow transmitter FT 308 (3), that transmits fuel flow signal to (1); d. an oxygen analyzer AIT 303 (4), that transmits actually measured percentage of oxygen in flue gas signal to (1); e. a piecewise linear input block PLI 301 (5) that transmits the desired percentage of oxygen signal to (1); f. an airflow transmitter FT 305 (6) that transmits air flow signal to (1); g. another piecewise linear output block PLI 305 (7) that transmits signal from the output of the calculator block (1); h. a low signal selector FY-Lo (8), that receives signal from (7) and actuates parallel type combustion control for small steam demand variations or cross-limiting type combustion control for large steam demand variations.

No. of Pages : 25 No. of Claims : 7

(12) PATENT APPLICATION PUBLICATION
(19) INDIA
(22) Date of filing of Application :28/03/2014
(21) Application No.695/KOLNP/2014 A
(43) Publication Date : 16/05/2014

(54) Title of the invention : CONNECTOR AND FIXING STRUCTURE FOR FIXING THE CONNECTOR TO SUPPORTING MEMBER

(51) International classification :E03C 1/00
(31) Priority Document No :2011-186999
(32) Priority Date :30/08/2011
(33) Name of priority country :Japan
(86) International Application No :PCT/JP2012/005424
Filing Date :29/08/2012
(87) International Publication No :WO 2013/031201
(61) Patent of Addition to Application Number :NA
Filing Date :NA
(62) Divisional to Application Number :NA
Filing Date :NA

(71)**Name of Applicant :**
1)YAZAKI CORPORATION
Address of Applicant :4-28,MITA 1-CHOME, MINATO-KU,TOKYO,1088333 JAPAN
(72)**Name of Inventor :**
1)IWASAWA,HIDEHIKO
2)IKEMOTO, SHINICHI

(57) Abstract :
The present invention provides a connector and a fixing structure for fixing the connector to a supporting member. The connector has a housing including a plurality of terminal receiving portions. The housing has a pair of rail portions projecting from both side walls of the housing, a pair of arm portions vertically extending from the both side walls downward and formed in U-shape, and a stopper projecting from a bottom wall of the housing. When the housings having the same structure are laminated up and down, the pair of the rail portions of the lower housing are respectively sandwiched between the pair of the arm portions of the upper housing, and the stopper of the upper housing abuts on a rear end of an upper wall of the lower housing.

No. of Pages : 29 No. of Claims : 6

(12) PATENT APPLICATION PUBLICATION
(19) INDIA
(22) Date of filing of Application :28/03/2014
(21) Application No.696/KOLNP/2014 A
(43) Publication Date : 16/05/2014

(54) Title of the invention : METHOD OF FORMING A WEB FROM FIBROUS MATERAILS

(51) International classification :D04H1/00
(31) Priority Document No :61/541162
(32) Priority Date :30/09/2011
(33) Name of priority country :U.S.A.
(86) International Application No :PCT/US2012/058339
Filing Date :01/10/2012
(87) International Publication No :WO 2013/049835
(61) Patent of Addition to Application Number :NA
Filing Date :NA
(62) Divisional to Application Number :NA
Filing Date :NA

(71)**Name of Applicant :**
1)OWENS CORNING INTELLECTUAL CAPITAL LLC
Address of Applicant :One Owens Corning Parkway Toledo OH 43659 U.S.A.
(72)**Name of Inventor :**
1)HALEY Glenn
2)GALL David J.
3)PELLEGRIN Michael T.

(57) Abstract :
Fibrous material webs and methods of making the fibrous material webs. Binderless webs can be formed in a continuous process where fiber material such as glass is melted and formed into fibers. The fibers are formed into a web of binderless glass fibers or a web with a dry binder. The binderless web or the web with dry binder can be layered and/or the fibers that make up the web can be mechanically entangled for example by needling.

No. of Pages : 55 No. of Claims : 32

(12) PATENT APPLICATION PUBLICATION
(19) INDIA
(22) Date of filing of Application :29/10/2013
(21) Application No.1227/KOL/2013 A
(43) Publication Date : 16/05/2014

(54) Title of the invention : EXPANSION VALVE CONTROL SYSTEM AND METHOD FOR AIR CONDITIONING APPARATUS

(51) International classification	:F25B 13/00
(31) Priority Document No	:13/674,918
(32) Priority Date	:12/11/2012
(33) Name of priority country	:U.S.A.
(86) International Application No	:NA
Filing Date	:NA
(87) International Publication No	: NA
(61) Patent of Addition to Application Number	:NA
Filing Date	:NA
(62) Divisional to Application Number	:NA
Filing Date	:NA

(71)**Name of Applicant :**
1)TRANE INTERNATIONAL INC.
Address of Applicant :ONE CENTENNIAL AVENUE, PISCATAWAY, NJ 08855 U.S.A.
(72)**Name of Inventor :**
1)HUNTER IAN GOLDEN
2)JASON THOMAS LEROY
3)RAYMOND WALTER RITE

(57) Abstract :
A method of controlling an HVAC system electronic expansion valve (EEV) includes determining an optimal EEV position for the HVAC system as a function of a variable related to an ambient environment enthalpy and operating the HVAC system as a function of the optimal EEV position.

No. of Pages : 47 No. of Claims : 20

(12) PATENT APPLICATION PUBLICATION
(19) INDIA
(22) Date of filing of Application :26/03/2014

(21) Application No.660/KOLNP/2014 A
(43) Publication Date : 16/05/2014

(54) Title of the invention : OIL TRANSFORMER

(51) International classification :H01F27/12,H01F27/02,H01F27/32
(31) Priority Document No :11009670.8
(32) Priority Date :08/12/2011
(33) Name of priority country :EPO
(86) International Application No :PCT/EP2012/004882
Filing Date :27/11/2012
(87) International Publication No :WO 2013/083242
(61) Patent of Addition to Application Number :NA
Filing Date :NA
(62) Divisional to Application Number :NA
Filing Date :NA

(71)**Name of Applicant :**
1)ABB TECHNOLOGY AG
Address of Applicant :Affolternstrasse 44 CH 8050 ZÜrich Switzerland
(72)**Name of Inventor :**
1)GUSTAFSSON Andreas
2)WEDIN Erik
3)ENGSTRÖM Johan
4)FORSBERG Erik
5)SCHMIDT Lars E.
6)BRENDEL Hartmut

(57) Abstract :
The invention is related to an oil transformer (10) comprising a transformer vessel (12) a transformer core mounted (14) therein at least one upright hollow cylindrical transformer coil (16 18) with at least one axial cooling channel (34 36) arranged around a limb (28) of the transformer core (14) and an oil chamber (20 22 60 80 90) arranged at an axial front side of the transformer coil (16 18). At least one first opening (86 87 88) leading from the inner chamber (100) to the belonging front side of the transformer coil (16 18) is foreseen and at least one second opening (70) is foreseen within the surrounding boundaries (64 66 94 96) of the oil chamber (20 22 60 80 90). The oil chamber (20 22 60 80 90) is an under pressure chamber wherein the at least one first opening (86 87 88) is an inlet port and the at least one second opening (70) is an outlet (78) port.

No. of Pages : 18 No. of Claims : 8

(12) PATENT APPLICATION PUBLICATION
(19) INDIA
(22) Date of filing of Application :28/03/2014
(21) Application No.702/KOLNP/2014 A
(43) Publication Date : 16/05/2014

(54) Title of the invention : REACTOR AND METHOD FOR PRODUCTION OF SILICON BY CHEMICAL VAPOR DEPOSITION

(51) International classification :C01B33/027,C01B33/029,C01B33/03
(31) Priority Document No :20111304
(32) Priority Date :26/09/2011
(33) Name of priority country :Norway
(86) International Application No :PCT/NO2012/050184
Filing Date :25/09/2012
(87) International Publication No :WO 2013/048258
(61) Patent of Addition to Application Number :NA
Filing Date :NA
(62) Divisional to Application Number :NA
Filing Date :NA

(71)**Name of Applicant :**
1)DYNATEC ENGINEERING AS
Address of Applicant :Rakkestadveien 1 NO 1814 Askim Norway
(72)**Name of Inventor :**
1)FILTVEDT Werner O.
2)FILTVEDT Josef

(57) Abstract :
The invention provides a reactor for the manufacture of silicon by chemical vapour deposition (CVD) the reactor comprises a reactor body that can rotate around an axis with the help of a rotation device operatively arranged to the reactor at least one sidewall that surrounds the reactor body at least one inlet for reaction gas at least one outlet for residual gas and at least one heat appliance operatively arranged to the reactor. The reactor is characterised in that during operation for the manufacture of silicon by CVD the reactor comprises a layer of particles on the inside of at least one sidewall.

No. of Pages : 19 No. of Claims : 13

(12) PATENT APPLICATION PUBLICATION
(21) Application No.703/KOLNP/2014 A
(19) INDIA
(22) Date of filing of Application :29/03/2014
(43) Publication Date : 16/05/2014

(54) Title of the invention : V RIBBED BELT AND METHOD FOR PRODUCING SAME

(51) International classification :F16G5/20
(31) Priority Document No :10 2011 114 918.3
(32) Priority Date :06/10/2011
(33) Name of priority country :Germany
(86) International Application No :PCT/EP2012/004143
Filing Date :04/10/2012
(87) International Publication No :WO 2013/050142
(61) Patent of Addition to Application Number :NA
Filing Date :NA
(62) Divisional to Application Number :NA
Filing Date :NA

(71)**Name of Applicant :**
1)ARNTZ BETEILIGUNGS GMBH & CO. KG
Address of Applicant :Corveyer Allee 15 37671 Hoexter Germany
(72)**Name of Inventor :**
1)LOTZ Florian
2)KOPMANN Dennis

(57) Abstract :
The invention relates to a v ribbed belt (10) manufactured in a molding or grinding process comprising a plurality of ribs (1) for engaging a multi groove belt pulley (4) which in different areas of the structure thereof can comprise different elastomer materials. In two rib segments (8 9) the v ribbed belt has differing elastomer materials that are exposed toward the flank (6) of the rib (1) wherein the upper rib segments (8) oriented toward the belt pulley are made of an elastomer material that essentially is not electrically conductive. The lower rib segments (9) are made of an electrically conductive elastomer material. The height ratio a/(a+b) of the height (a) of the lower rib segments (9) to the overall height (a+b) of the rib (1) as measured at the material boundary (12) located at the rib flank (6) is at least 6 per cent or the absolute height (a) of the lower rib segments (9) is at least 0.12 mm. The invention further relates to a method for producing a v ribbed belt according to the invention.

No. of Pages : 20 No. of Claims : 11

(12) PATENT APPLICATION PUBLICATION
(21) Application No.1251/KOL/2013 A
(19) INDIA
(22) Date of filing of Application :01/11/2013
(43) Publication Date : 16/05/2014

(54) Title of the invention : METHOD AND MULTI-COMPONENT NOZZLE FOR REDUCING UNWANTED SUBSTANCES IN A FLUE GAS

(51) International classification	:B01J 19/00
(31) Priority Document No	:10 2012 110 962.1
(32) Priority Date	:14/11/2012
(33) Name of priority country	:Germany
(86) International Application No	:NA
Filing Date	:NA
(87) International Publication No	: NA
(61) Patent of Addition to Application Number	:NA
Filing Date	:NA
(62) Divisional to Application Number	:NA
Filing Date	:NA

(71)**Name of Applicant :**
1)BABCOCK BORSIG STEINMÜLLER GMBH
Address of Applicant :Duisburger StraBe 375, 46049 Oberhausen, GERMANY
(72)**Name of Inventor :**
1)Stefen Hamel
2)Christian Storm

(57) Abstract :
A method is illustrated and described for reducing unwanted substances by injecting a reactant into a flue gas (18) of a steam generator. In order that the reactant can also be used in larger steam generators and/or combustion chambers, a method is proposed, in which the reactant (6) is injected into the combustion chamber (3) of the steam generator via a reactant opening (7) of a multi-component nozzle (1), in which an enveloping medium (15) is injected into the combustion chamber (3) through at least one enveloping medium opening (14) arranged outside the reactant opening (7), and in which the enveloping medium (15) at least partly envelops the reactant (6) in the combustion chamber (3) and in this way at least partly shields the reactant (6) from the flue gas.

No. of Pages : 27 No. of Claims : 19

(12) PATENT APPLICATION PUBLICATION
(19) INDIA
(22) Date of filing of Application :31/03/2014
(21) Application No.709/KOLNP/2014 A
(43) Publication Date : 16/05/2014

(54) Title of the invention : FLUID POWERED TURBINE

(51) International classification :F03D1/04
(31) Priority Document No :1117758.1
(32) Priority Date :14/10/2011
(33) Name of priority country :U.K.
(86) International Application No :PCT/GB2012/052549
Filing Date :15/10/2012
(87) International Publication No :WO 2013/054140
(61) Patent of Addition to Application Number :NA
Filing Date :NA
(62) Divisional to Application Number :NA
Filing Date :NA

(71)**Name of Applicant :**
1)FUNNELHEAD LIMITED
Address of Applicant :Sherwood House 7 Gregory Boulevard Nottingham NG7 6LB U.K.
(72)**Name of Inventor :**
1)DEGALA Rajeshwar Rao

(57) Abstract :
A fluid powered turbine such as a wind turbine (10) has a hollow column (12) in which a rotating turbine is housed. A fluid directing structure (14) is supported at or near an end of the column (12) remote from the turbine. The fluid directing structure (14) has a plurality of individual inlet openings (26) spaced around its periphery and is arranged to direct air at each inlet opening into an inner pipe (18). The incoming air is constricted both within the structure (14) and as it exits the column (12) whereby its speed is sufficient to rotate the turbine (20). The structure at the top of the column (12) generally requires no maintenance and maintenance of the turbine (20) is considerably easier than with traditional wind generators as access is easy. As the turbine is enclosed it is safer than the traditional wind generators and less noisy.

No. of Pages : 26 No. of Claims : 15

(12) PATENT APPLICATION PUBLICATION
(19) INDIA
(22) Date of filing of Application :25/03/2014
(21) Application No.675/KOLNP/2014 A
(43) Publication Date : 16/05/2014

(54) Title of the invention : BIOSENSOR AND MEASUREMENT APPARATUS FOR SAME

(51) International classification	:G01N33/53, G01N27/30
(31) Priority Document No	:10-2011-0096046
(32) Priority Date	:23/09/2011
(33) Name of priority country	:Republic of Korea
(86) International Application No	:PCT/KR2012/006725
Filing Date	:23/08/2012
(87) International Publication No	:WO 2013/042877
(61) Patent of Addition to Application Number	:NA
Filing Date	:NA
(62) Divisional to Application Number	:NA
Filing Date	:NA

(71)**Name of Applicant :**
1)CERAGEM MEDISYS INC.
Address of Applicant :3-2 Jeongchon-ri, Seonggeo-eup Seobuk-gu, Cheonan-si, Chungcheongnam-do 331-833 Republic of Korea
(72)**Name of Inventor :**
1)LEE, Jin Woo
2)CHOI, JAE KYU

(57) Abstract :
The present invention discloses a measurement apparatus for a biosensor, wherein only a biosensor and a measurement apparatus that match can be coupled to each other, thereby providing a measurement result that is always reliable. The present invention relates to the measurement apparatus provided with an accommodation portion into which the biosensor is inserted, wherein on contact surfaces of the biosensor and of the accommodation portion of the measurement apparatus that come into contact are provided with exclusive coupling portions that correspond to each other, and the biosensor can be inserted into the accommodation portion only when the exclusive coupling portions of the biosensor and the accommodation portion fit each other.

No. of Pages : 27 No. of Claims : 10

(12) PATENT APPLICATION PUBLICATION
(19) INDIA
(22) Date of filing of Application :31/03/2014
(21) Application No.720/KOLNP/2014 A
(43) Publication Date : 16/05/2014

(54) Title of the invention : INFLATOR

(51) International classification	:B62K19/42,F04B33/00,F16K15/20
(31) Priority Document No	:201110266186.1
(32) Priority Date	:07/09/2011
(33) Name of priority country	:China
(86) International Application No	:PCT/CN2012/073639
Filing Date	:09/04/2012
(87) International Publication No	:WO 2013/033989
(61) Patent of Addition to Application Number	:NA
Filing Date	:NA
(62) Divisional to Application Number	:NA
Filing Date	:NA

(71)**Name of Applicant :**
1)DAHON TECHNOLOGIES LTD.
Address of Applicant :Bldg.1 5 Xinyang Section Furong Industrial Zone Shajing Town Bao An Shenzhen Guangdong 518125 China
(72)**Name of Inventor :**
1)HON David Tak Wei
2)CHEN Ken
3)HUANG Dongming

(57) Abstract :
A manually operated inflator for supplying air to a bicycle comprises an outer tube (3) having one end closed and the other end open a core tube (4) capable of sliding in the outer tube (3) and a hose (5) capable of sliding in the core tube (4). A piston component (2) is arranged at one end of the core tube (4). One end of the hose (5) is connected with an air needle (6) and the other end of the hose (5) is connected with an air nozzle component (1). The piston component (2) comprises a piston (21) a piston ring (23) and a one way valve (22) through which the core tube (4) is communicated with the outer tube (3). A core tube end (7) is arranged at the other end of the core tube (4). A narrowing port (17) is formed in the core tube end (7). A pedal (8) is hinged outside the core tube end (7). The air needle (6) is provided with a large head end matching with the narrowing port (17). The inflator of the present invention has a compact structure and is convenient to use.

No. of Pages : 24 No. of Claims : 10

(12) PATENT APPLICATION PUBLICATION
(21) Application No.721/KOLNP/2014 A
(19) INDIA
(22) Date of filing of Application :31/03/2014
(43) Publication Date : 16/05/2014

(54) Title of the invention : METHOD FOR ASSAYING PLASMINOGEN IN A LIQUID MEDIUM ASSOCIATED COMPOSITIONS AND KIT

(51) International classification :C12Q1/56,G01N33/86
(31) Priority Document No :1157948
(32) Priority Date :07/09/2011
(33) Name of priority country :France
(86) International Application No :PCT/IB2012/054634
Filing Date :07/09/2012
(87) International Publication No :WO 2013/035074
(61) Patent of Addition to Application Number :NA
Filing Date :NA
(62) Divisional to Application Number :NA
Filing Date :NA

(71)**Name of Applicant :**
1)SYSMEX CORPORATION
Address of Applicant :5 1 Wakinohama Kaigandori 1 chome Chuo ku Kobe shi Hyogo 651 0073 Japan
(72)**Name of Inventor :**
1)AMIRAL Jean

(57) Abstract :
The invention relates to a method for assaying plasminogen in a sample comprising a step consisting in particular of reacting a streptokinase (Rl) and a streptokinase activator with a control solution or a diluted plasma sample in which the streptokinase activator is selected from the group comprising a fibrin DD fragment and/or at least one DD fragment derivative. The invention also relates to a liquid composition a plasminogen assay kit for implementing this method and the use of a streptokinase activator selected from the group comprising a fibrin DD fragment and/or at least one DD fragment derivative.

No. of Pages : 26 No. of Claims : 15

(12) PATENT APPLICATION PUBLICATION
(19) INDIA
(22) Date of filing of Application :26/03/2014
(21) Application No.661/KOLNP/2014 A
(43) Publication Date : 16/05/2014

(54) Title of the invention : VACCIBODIES TARGETED TO CROSS PRESENTING DENDRITIC CELLS

(51) International classification	:A61K39/00,A61K39/145,C07K19/00
(31) Priority Document No	:61/538186
(32) Priority Date	:23/09/2011
(33) Name of priority country	:U.S.A.
(86) International Application No	:PCT/IB2012/002330
Filing Date	:24/09/2012
(87) International Publication No	:WO 2013/041966
(61) Patent of Addition to Application Number	:NA
Filing Date	:NA
(62) Divisional to Application Number	:NA
Filing Date	:NA

(71)**Name of Applicant :**
1)UNIVERSITY OF OSLO
Address of Applicant :P.o. Box 1071 Blindern NO 0316 Oslo Norway
(72)**Name of Inventor :**
1)BOGEN Bjarne
2)FOSSUM Even
3)GRODELAND Gunnveig

(57) Abstract :
The present invention relates to recombinant fusion proteins targeted to dendritic cells and uses thereof. In particular the present invention relates to fusion proteins comprising an antibody component and a targeting components and uses of such fusion proteins to trigger immune responses.

No. of Pages : 44 No. of Claims : 14

(12) PATENT APPLICATION PUBLICATION
(19) INDIA
(22) Date of filing of Application :26/03/2014
(21) Application No.662/KOLNP/2014 A
(43) Publication Date : 16/05/2014

(54) Title of the invention : WATER PURIFICATION COMPOSITIONS AND APPLICATIONS FOR SAME

(51) International classification :C02F1/50,A01N25/02,A01N59/16
(31) Priority Document No :61/540125
(32) Priority Date :28/09/2011
(33) Name of priority country :U.S.A.
(86) International Application No :PCT/US2012/058116
Filing Date :28/09/2012
(87) International Publication No :WO 2013/049718
(61) Patent of Addition to Application Number :NA
Filing Date :NA
(62) Divisional to Application Number :NA
Filing Date :NA

(71)**Name of Applicant :**
1)BURMEISTER William Edgar
Address of Applicant :315 Judd Road Milan Michigan 48160 U.S.A.
(72)**Name of Inventor :**
1)BURMEISTER William Edgar

(57) Abstract :
Disclosed herein are compositions and corresponding methods for treating contaminated water and/or contaminable surfaces in order to kill or otherwise reduce to non harmful levels the survival of biological contaminants resident therein and thereon respectively.

No. of Pages : 60 No. of Claims : 68

(12) PATENT APPLICATION PUBLICATION
(19) INDIA
(22) Date of filing of Application :29/03/2014
(21) Application No.706/KOLNP/2014 A
(43) Publication Date : 16/05/2014

(54) Title of the invention : WHEAT WITH INCREASED RESISTANT STARCH LEVELS

(51) International classification :C12N15/82,C12N9/10
(31) Priority Document No :61/542953
(32) Priority Date :04/10/2011
(33) Name of priority country :U.S.A.
(86) International Application No :PCT/US2012/058481
Filing Date :02/10/2012
(87) International Publication No :WO 2013/052499
(61) Patent of Addition to Application Number :NA
Filing Date :NA
(62) Divisional to Application Number :NA
Filing Date :NA

(71)**Name of Applicant :**
1)ARCADIA BIOSCIENCES INC.
Address of Applicant :202 Cousteau Place David CA 95618 U.S.A.
(72)**Name of Inventor :**
1)SLADE Ann J.
2)LOEFFLER Dayna L.
3)HOLM Aaron M.
4)MULLENBERG Jessica C.

(57) Abstract :
A series of independent human induced non transgenic mutations found at one or more of the SBEII genes of wheat; wheat plants having these mutations in one or more of their SBEII genes; and a method of creating and finding similar and/or additional mutations of SBEII by screening pooled and/or individual wheat plants. The seeds and flour from the wheat plants of the present invention exhibit an increase in amylose and resistant starch without having the inclusion of foreign nucleic acids in their genomes. Additionally the wheat plants of the present invention exhibit altered SBEII activity without having the inclusion of foreign nucleic acids in their genomes.

No. of Pages : 159 No. of Claims : 25

(12) PATENT APPLICATION PUBLICATION
(21) Application No.707/KOLNP/2014 A
(19) INDIA
(22) Date of filing of Application :29/03/2014
(43) Publication Date : 16/05/2014

(54) Title of the invention : ROTOR COMPRISING POLE SHOES WITH COOLING CHANNELS

(51) International classification :H02K1/24,H02K1/32
(31) Priority Document No :1159042
(32) Priority Date :06/10/2011
(33) Name of priority country :France
(86) International Application No :PCT/IB2012/055324
Filing Date :04/10/2012
(87) International Publication No :WO 2013/050955
(61) Patent of Addition to Application Number :NA
Filing Date :NA
(62) Divisional to Application Number :NA
Filing Date :NA

(71)**Name of Applicant :**
1)MOTEURS LEROY SOMER
Address of Applicant :Boulevard Marcellin Leroy CS10015 16000 Angoulême France
(72)**Name of Inventor :**
1)DUTAU Alexis

(57) Abstract :
The invention relates to a rotor (1) for a rotary electric machine extending along a longitudinal axis (X) and comprising: projecting poles (3) having pole shoes (3a) and at least one internal cooling channel (5) extending axially along at least one pole shoe (3a).

No. of Pages : 14 No. of Claims : 12

(12) PATENT APPLICATION PUBLICATION
(19) INDIA
(22) Date of filing of Application :29/03/2014

(21) Application No.708/KOLNP/2014 A
(43) Publication Date : 16/05/2014

(54) Title of the invention : ULTRASOUND MATRIX INSPECTION

(51) International classification :G01S15/89,G01B17/06
(31) Priority Document No :61/539208
(32) Priority Date :26/09/2011
(33) Name of priority country :U.S.A.
(86) International Application No :PCT/CA2012/000861
Filing Date :26/09/2012
(87) International Publication No :WO 2013/044350
(61) Patent of Addition to Application Number :NA
Filing Date :NA
(62) Divisional to Application Number :NA
Filing Date :NA

(71)**Name of Applicant :**
1)ONTARIO POWER GENERATION INC.
Address of Applicant :700 University Avenue Toronto Ontario M5G 1X6 Canada
(72)**Name of Inventor :**
1)TEN GROTENHUIS Raymond
2)HONG Andrew
3)CHEN Zhenxiang
4)MADILL Matt
5)SHOKRALLA Shaddy
6)WONG Cheng Chuen Benedict
7)PRESTON Scott
8)SAKUTA Alexander

(57) Abstract :
A device and method for performing ultrasound scanning of a substantially cylindrical object the device comprising a cuff adapted to fit around a circumference of the object a carrier mounted slidably on the cuff and adapted to traverse the circumference of the object an ultrasound probe mounted on the carrier and positioned to scan the circumference of the object as the carrier traverses the circumference of the object a carrier motor mounted on the cuff or the carrier and used to drive the movement of the carrier about the circumference of the object and one or more data connections providing control information for the carrier motor and the ultrasound probe and receiving scanning data from the ultrasound probe.

No. of Pages : 223 No. of Claims : 32

(12) PATENT APPLICATION PUBLICATION
(19) INDIA
(22) Date of filing of Application :31/03/2014
(21) Application No.710/KOLNP/2014 A
(43) Publication Date : 16/05/2014

(54) Title of the invention : SYNTHESIS AND USES OF NUCLEIC ACID COMPOUNDS WITH CONFORMATIONALLY RESTRICTED MONOMERS

(51) International classification :C07H19/06,C07H23/00
(31) Priority Document No :61/532,056
(32) Priority Date :07/09/2011
(33) Name of priority country :U.S.A.
(86) International Application No :PCT/US2012/054308
Filing Date :07/09/2012
(87) International Publication No :WO 2013/036868
(61) Patent of Addition to Application Number :NA
Filing Date :NA
(62) Divisional to Application Number :NA
Filing Date :NA

(71)**Name of Applicant :**
1)MARINA BIOTECH INC.
Address of Applicant :3830 Monte Villa Parkway, Bothell, Washington 98021 U.S.A.
(72)**Name of Inventor :**
1)MATRAY, Tracy J.
2)MACIAGIEWICZ, Iwona M.
3)HOUSTON, Michael E., Jr.

(57) Abstract :
Synthesis and uses of conformationally restricted nucleomonomers (CRN) to prepare nucleic acid compounds. Methods for preparing nucleomonomers for nucleic acid compounds in high yields and in multi gram scale for therapeutic modalities useful for treating or preventing diseases or disorders by up or down regulating the expression of genes and other nucleic acid based regulatory systems in a cell.

No. of Pages : 51 No. of Claims : 30

(12) PATENT APPLICATION PUBLICATION
(19) INDIA
(22) Date of filing of Application :31/03/2014
(21) Application No.711/KOLNP/2014 A
(43) Publication Date : 16/05/2014

(54) Title of the invention : DISPOSABLE WEARING ARTICLE

(51) International classification	:A61F13/496,A61F13/15,A61F13/494
(31) Priority Document No	:2011-218056
(32) Priority Date	:30/09/2011
(33) Name of priority country	:Japan
(86) International Application No	:PCT/JP2012/006204
Filing Date	:27/09/2012
(87) International Publication No	:WO 2013/046701
(61) Patent of Addition to Application Number	:NA
Filing Date	:NA
(62) Divisional to Application Number	:NA
Filing Date	:NA

(71)**Name of Applicant :**
1)UNICHARM CORPORATION
Address of Applicant :182, Shimobun, Kinsei-cho, Shikokuchuo-shi, Ehime 7990111 JAPAN
(72)**Name of Inventor :**
1)YOSHIOKA, Toshiyasu

(57) Abstract :
A disposable wearing article in which waist elastics are attached at least in a rear waist region of front and rear waist regions so that a space between a core and the wearers skin is formed which functions as a pocket for retaining excretions such as feces or the like. A diaper (1) includes front and rear waist panels (20, 30) in which front and rear waist elastics (23, 33) are attached and a crotch panel (40) extending therebetween. With regard to the crotch panel (40), front and rear end edges (40a, 40b) are joined to the skin facing sides of the front and rear waist panels (20, 30) respectively such that the front and rear end edges (41a, 41b) of the core (41) are overlapped with the front and rear waist panels (20, 30). In the front and rear waist panels (20, 30) inelastic regions (61, 64), first elastic regions (62, 65), and second elastic regions (63, 66) are formed respectively. In the crotch panel (40), a pair of first cuffs (46) in which the gasket elastics (51) is attached are formed and the front and rear end portions (51a, 51b) are intersected with the front and rear waist elastics (23, 33) in the gasket elastics (51).

No. of Pages : 21 No. of Claims : 7

(12) PATENT APPLICATION PUBLICATION
(19) INDIA
(22) Date of filing of Application :31/03/2014
(21) Application No.712/KOLNP/2014 A
(43) Publication Date : 16/05/2014

(54) Title of the invention : SYSTEM AND METHOD FOR PAIN REDUCTION DURING SKIN PUNCTURE AND BREAKABLE TIP THEREFOR

(51) International classification :A61M19/00,A61H23/00
(31) Priority Document No :13/225,782
(32) Priority Date :06/09/2011
(33) Name of priority country :U.S.A.
(86) International Application No :PCT/US2012/053744
Filing Date :05/09/2012
(87) International Publication No :WO 2013/036507
(61) Patent of Addition to Application Number :NA
Filing Date :NA
(62) Divisional to Application Number :NA
Filing Date :NA

(71)**Name of Applicant :**
1)BING INNOVATIONS, LLC
Address of Applicant :5455 North Federal Highway, Suite N,Boca Raton, FL 33487 U.S.A.
(72)**Name of Inventor :**
1)GOLDBERG, Steven
2)GOLDBERG, Michael
3)SCHIFF, David

(57) Abstract :
An instrument, article and method are provided for minimizing pain during administration by injection of a liquid, such as, an anesthetic. The instrument has a forward end. A rod or lightpipe mounted freely for vibration projects out of the forward end. The article, a single use tip, is composed of a tip sleeve removably mounted on the forward end of the instrument and a tip member removably mounted on the projecting rod or lightpipe to vibrate a preselected injection site on a human or animal. The tip sleeve and tip member are covered by an elastic overmold that enables the tip member to vibrate freely with respect to the tip sleeve and light from the lightpipe to illuminate the injection site. The overmold of the single use tip is torn during removal of the single use tip from the instrument.

No. of Pages : 30 No. of Claims : 20

(12) PATENT APPLICATION PUBLICATION
(19) INDIA
(22) Date of filing of Application :31/03/2014
(21) Application No.713/KOLNP/2014 A
(43) Publication Date : 16/05/2014

(54) Title of the invention : SWEEP MEMBRANE SEPARATOR AND FUEL PROCESSING SYSTEMS

(51) International classification :C01B3/34,C01B3/50,C10G45/02
(31) Priority Document No :61/530,723
(32) Priority Date :02/09/2011
(33) Name of priority country :U.S.A.
(86) International Application No :PCT/US2012/053331
Filing Date :31/08/2012
(87) International Publication No :WO 2013/033529
(61) Patent of Addition to Application Number :NA
Filing Date :NA
(62) Divisional to Application Number :NA
Filing Date :NA

(71)**Name of Applicant :**
1)BATTELLE MEMORIAL INSTITUTE
Address of Applicant :505 King Avenue, Columbus, OH 43201 U.S.A.
(72)**Name of Inventor :**
1)THORNTON, Douglas
2)CONTINI, Vince
3)GEORGE, Paul

(57) Abstract :
A sweep membrane separator includes a membrane that is selectively permeable to a selected gas, the membrane including a retentate side and a permeate side. A mixed gas stream including the selected gas enters the sweep membrane separator and contacts the retentate side of the membrane. At least part of the selected gas separates from the mixed gas stream and passes through the membrane to the permeate side of the membrane. The mixed gas stream, minus the separated gas, exits the sweep membrane separator. A sweep gas at high pressure enters the sweep membrane separator and sweeps the selected gas from the permeate side of the membrane. A mixture of the sweep gas and the selected gas exits the sweep membrane separator at high pressure. The sweep membrane separator thereby separates the selected gas from the gas mixture and pressurizes the selected gas.

No. of Pages : 21 No. of Claims : 14

(12) PATENT APPLICATION PUBLICATION
(19) INDIA
(22) Date of filing of Application :25/03/2014
(21) Application No.672/KOLNP/2014 A
(43) Publication Date : 16/05/2014

(54) Title of the invention : DERIVATIVES OF 1-PHENYL-2-PYRIDINYL ALKYL ALCOHOLS AS PHOSPHODIESTERASE INHIBITORS

(51) International classification :C07D213/69,C07D213/89,A61K31/44
(31) Priority Document No:11182814.1
(32) Priority Date :26/09/2011
(33) Name of priority country :EPO
(86) International Application No :PCT/EP2012/067954
Filing Date :13/09/2012
(87) International Publication No :WO 2013/045280
(61) Patent of Addition to Application Number :NA
Filing Date :NA
(62) Divisional to Application Number :NA
Filing Date :NA

(71)**Name of Applicant :**
1)CHIESI FARMACEUTICI S.P.A.
Address of Applicant :Via Palermo 26/A I 43100 Parma Italy
(72)**Name of Inventor :**
1)ARMANI Elisabetta
2)AMARI Gabriele
3)CAPALDI Carmelida
4)ESPOSITO Oriana
5)PERETTO Ilaria

(57) Abstract :
The invention relates to inhibitors of the phosphodiesterase 4 (PDE4) enzyme. More particularly the invention relates to compounds that are derivatives of 1 phenyl 2 pyridinyl alkyl alcohols methods of preparing such compounds compositions containing them and therapeutic use thereof.

No. of Pages : 311 No. of Claims : 15

(12) PATENT APPLICATION PUBLICATION
(19) INDIA
(22) Date of filing of Application :31/03/2014
(21) Application No.719/KOLNP/2014 A
(43) Publication Date : 16/05/2014

(54) Title of the invention : TEST TRAFFIC INTERCEPTOR IN A DATA NETWORK

(51) International classification :H04L12/26,H04L12/46
(31) Priority Document No :61/544004
(32) Priority Date :06/10/2011
(33) Name of priority country :U.S.A.
(86) International Application No :PCT/IB2012/000715
Filing Date :09/04/2012
(87) International Publication No :WO 2013/050823
(61) Patent of Addition to Application Number :NA
Filing Date :NA
(62) Divisional to Application Number :NA
Filing Date :NA

(71)**Name of Applicant :**
1)TELEFONAKTIEBOLAGET L M ERICSSON (PUBL)
Address of Applicant :SE 164 83 Stockholm Sweden
(72)**Name of Inventor :**
1)BAILLARGEON Steve

(57) Abstract :
Presented are methods and apparatus for processing test traffic encapsulated within bidirectional subscriber connections on intermediate nodes. Test packet requests are generated by a test traffic controller and received at a node by an enhanced decapsulator a decapsulator or at an ingress port. A tunnel header is extracted from the test packet requests and a determination is made as to whether the test packet request destination is for the receiving node or for another node. If the test packet request is for another node the test packet request is forwarded toward the destination node. If the test packet request is for the receiving node then a test packet reply is generated and the test packet reply is sent toward the test traffic controller.

No. of Pages : 38 No. of Claims : 38

(12) PATENT APPLICATION PUBLICATION
(19) INDIA
(22) Date of filing of Application :26/03/2014
(21) Application No.670/KOLNP/2014 A
(43) Publication Date : 16/05/2014

(54) Title of the invention : METHOD FOR SOLID WASTE SEPARATION AND PROCESSING

(51) International classification :B03C1/00,B03B9/00,B03B5/28
(31) Priority Document No :2011903618
(32) Priority Date :06/09/2011
(33) Name of priority country :Australia
(86) International Application No :PCT/AU2012/001061
Filing Date :06/09/2012
(87) International Publication No :WO 2013/033776
(61) Patent of Addition to Application Number :NA
Filing Date :NA
(62) Divisional to Application Number :NA
Filing Date :NA

(71)**Name of Applicant :**
1)ANAECO LIMITED
Address of Applicant :3 Turner Avenue Technology Park Bentley Western Australia 6102 Australia
(72)**Name of Inventor :**
1)GRAVETT Martin Richard
2)FULARA Janusz Krzysztof

(57) Abstract :
A method for solid waste separation and processing (10) comprising the method steps of: (a) Passing a municipal solid waste (12) to a first size based separation step (14) producing at least a fine organic fraction(16) and a coarse fraction (18); (b) Passing the fine organic fraction (16) to a digestion process (20) by way of a glass and grit separation step (24); and (c) Recirculating the coarse fraction (18) of step (a) through the first size based separation step (14) at least once.

No. of Pages : 25 No. of Claims : 23

(12) PATENT APPLICATION PUBLICATION
(21) Application No.717/KOLNP/2014 A
(19) INDIA
(22) Date of filing of Application :31/03/2014
(43) Publication Date : 16/05/2014

(54) Title of the invention : DEVICE AND PROCESS FOR SURGERY ON THE HUMAN EYE

(51) International classification :A61F9/008
(31) Priority Document No :NA
(32) Priority Date :NA
(33) Name of priority country :NA
(86) International Application No :PCT/EP2011/005061
Filing Date :10/10/2011
(87) International Publication No :WO 2013/053366
(61) Patent of Addition to Application Number :NA
Filing Date :NA
(62) Divisional to Application Number :NA
Filing Date :NA

(71)**Name of Applicant :**
1)WAVELIGHT GMBH
Address of Applicant :Am Wolfsmantel 5 91058 Erlangen Germany
(72)**Name of Inventor :**
1)DONITZKY Christof
2)VOGLER Klaus

(57) Abstract :
A device for surgery on the human eye includes a pulsed laser apparatus which is controlled by a control program that by means of the laser radiation is capable of generating an incision figure in the cornea that bounds a corneal tissue volume to be removed. The control program is designed such that for the generation of the incision figure the radiation focus is moved successively in s plurality of superposed planes without motion control in the direction of a propagation of the radiation. The control program provides for each plane a meandering scan path that at least in the region of the reversing points extends outside the tissue volume. Furthermore the control program is designed to allow in each plane at least such radiation pulses which serve for generating the first incision. Said control program is also designed to blank in at least a fraction of the planes at least a fraction of those radiation pulses which are assigned to regions of the meandering scan path that are situated at a distance from the first incision.

No. of Pages : 31 No. of Claims : 17

(12) PATENT APPLICATION PUBLICATION
(19) INDIA
(22) Date of filing of Application :31/03/2014
(21) Application No.718/KOLNP/2014 A
(43) Publication Date : 16/05/2014

(54) Title of the invention : ADHESIVE TAPE FOR CAR

(51) International classification :C09J121/00,C08J5/18
(31) Priority Document No :1020110103502
(32) Priority Date :11/10/2011
(33) Name of priority country :Republic of Korea
(86) International Application No :PCT/KR2012/008260
Filing Date :11/10/2012
(87) International Publication No :WO 2013/055122
(61) Patent of Addition to Application Number :NA
Filing Date :NA
(62) Divisional to Application Number :NA
Filing Date :NA

(71)**Name of Applicant :**
1)LG HAUSYS LTD.
Address of Applicant :One IFC 10 Gukjegeumyung ro Yeongdeungpo gu Seoul 150 721 Republic of Korea
(72)**Name of Inventor :**
1)JANG Ae Jung
2)KIM Jang Soon
3)YOO Seung Min

(57) Abstract :
The present invention provides a pressure sensitive adhesive tape comprising: an acrylic foam layer; and rubber based adhesive layers which are formed on both sides of said acrylic foam layer wherein the content of gel in said rubber based adhesive layers is 40% or more. Furthermore in order to accomplish the object of the present invention a method for manufacturing a pressure sensitive adhesive layer is provided and the method comprises the steps of: manufacturing an acrylic foam layer; and forming rubber based adhesive layers on one side or both sides of said acrylic foam layer wherein said step of forming the rubber based adhesive layers comprises the steps of: manufacturing a styrene block copolymer; forming rubber based adhesive layers by adding an adhesive additive and a plasticizer to said styrene block copolymer; and setting the content of gel in said rubber based adhesive layers to 40% or more.

No. of Pages : 23 No. of Claims : 15

(12) PATENT APPLICATION PUBLICATION
(21) Application No.676/KOLNP/2014 A
(19) INDIA
(22) Date of filing of Application :26/03/2014
(43) Publication Date : 16/05/2014

(54) Title of the invention : PEGYLATED LIPOSOMES FOR DELIVERY OF IMMUNOGEN-ENCODING RNA

(51) International classification :A61K39/39,A61K9/127,A61K9/00
(31) Priority Document No :61/529,878
(32) Priority Date :31/08/2011
(33) Name of priority country :U.S.A.
(86) International Application No :PCT/US2012/053391
Filing Date :31/08/2012
(87) International Publication No :WO 2013/033563
(61) Patent of Addition to Application Number :NA
Filing Date :NA
(62) Divisional to Application Number :NA
Filing Date :NA

(71)**Name of Applicant :**
1)NOVARTIS AG
Address of Applicant :Lichtstrasse 35, CH-4056 Basel SWITZERLAND
(72)**Name of Inventor :**
1)GEALL, Andrew
2)VERMA, Ayush

(57) Abstract :
Nucleic acid immunisation is achieved by delivering RNA encapsulated within a PEGylated liposome. The RNA encodes an immunogen of interest. The PEG has an average molecular mass above 3kDa but less than 11kDa. Thus the invention provides a liposome having a lipid bilayer encapsulating an aqueous core, wherein: (i) the lipid bilayer comprises at least one lipid which includes a polyethylene glycol moiety, such that polyethylene glycol is present on the liposomes exterior, wherein the average molecular mass of the polyethylene glycol is above 3kDa but less than 11kDa; and (ii) the aqueous core includes a RNA which encodes an immunogen. These liposomes are suitable for in vivo delivery of the RNA to a vertebrate cell and so they are useful as components in pharmaceutical compositions for immunising subjects against various diseases.

No. of Pages : 53 No. of Claims : 12

(12) PATENT APPLICATION PUBLICATION
(21) Application No.677/KOLNP/2014 A
(19) INDIA
(22) Date of filing of Application :26/03/2014
(43) Publication Date : 16/05/2014

(54) Title of the invention : METHOD AND DEVICE FOR INTERFERENCE CONTROL

(51) International classification :H04L25/03
(31) Priority Document No :201110287939.7
(32) Priority Date :26/09/2011
(33) Name of priority country :China
(86) International Application No :PCT/CN2012/082073
Filing Date :26/09/2012
(87) International Publication No :WO 2013/044808
(61) Patent of Addition to Application Number :NA
Filing Date :NA
(62) Divisional to Application Number :NA
Filing Date :NA

(71)**Name of Applicant :**
1)HUAWEI TECHNOLOGIES CO. LTD.
Address of Applicant :Huawei Administration Building Bantian Longgang Shenzhen Guangdong 518129 China
(72)**Name of Inventor :**
1)CHAI Li
2)YU Zheng
3)LIN Bo
4)MA Sha

(57) Abstract :
The present invention relates to a method and device for interference control. The method for interference control comprises: measuring of adjacent cells selecting from the adjacent cells measured at least one adjacent cell having a signal transmission strength that is greater than the signal transmission strength of a service cell to serve as an interfering cell; resolving a physical broadcast channel (PBCH) of the interfering cell acquiring the number of antenna ports of the interfering cell; acquiring a cell reference signaling (CRS) location of the interfering cell on the basis of a physical cell identity (PCI) of the interfering cell and the number of antenna ports of same; and performing interference control on the basis of the CRS location information. Embodiments of the present invention reduce the interference from signals of the adjacent cells on a user equipment within the service cell improve for the user equipment the quality of communication within the service cell and allow for improved service load sharing by a plurality of hot spot cells for a macro cell.

No. of Pages : 58 No. of Claims : 43

(12) PATENT APPLICATION PUBLICATION
(21) Application No.722/KOLNP/2014 A
(19) INDIA
(22) Date of filing of Application :31/03/2014
(43) Publication Date : 16/05/2014

(54) Title of the invention : NUCLEIC ACID TRANSCRIPTION METHOD

(51) International classification :C12Q1/68
(31) Priority Document No :11181546.0
(32) Priority Date :16/09/2011
(33) Name of priority country :EPO
(86) International Application No :PCT/EP2012/068250
Filing Date :17/09/2012
(87) International Publication No :WO 2013/038010
(61) Patent of Addition to Application Number :NA
Filing Date :NA
(62) Divisional to Application Number :NA
Filing Date :NA

(71)**Name of Applicant :**
1)LEXOGEN GMBH
Address of Applicant :Campus Vienna Biocenter 5 Helmut Qualtinger Gasse 6 A 1030 Vienna Austria
(72)**Name of Inventor :**
1)SEITZ Alexander
2)MOLL Pamela
3)NAPORA Magdalena Anna

(57) Abstract :
The present invention relates to methods for generating an amplified nucleic acid portion of a template nucleic acid comprising obtaining said template nucleic acid annealing at least one oligonucleotide primer to said template nucleic acid annealing at least one oligonucleotide stopper to said template nucleic acid elongating the at least one oligonucleotide primer in a template specific manner until the elongating product nucleic acid reaches the position of an annealed oligonucleotide stopper whereby the elongation reaction is stopped wherein in said elongation reaction said oligonucleotide stopper is not elongated and wherein the elongated product nucleic acid is ligated to the 3 end of said oligonucleotide stopper said stopper may also be a primer itself and uses and kits for performing said method.

No. of Pages : 95 No. of Claims : 37

(12) PATENT APPLICATION PUBLICATION
(19) INDIA
(22) Date of filing of Application :31/03/2014

(21) Application No.723/KOLNP/2014 A
(43) Publication Date : 16/05/2014

(54) Title of the invention : *IN VIVO* SYNTHESIS OF ELASTIC FIBER

(51) International classification :A61K38/39,A61P17/02,A61Q19/08
(31) Priority Document No :2011904041
(32) Priority Date :30/09/2011
(33) Name of priority country:Australia
(86) International Application No :PCT/AU2012/001179
Filing Date :27/09/2012
(87) International Publication No :WO 2013/044314
(61) Patent of Addition to Application Number :NA
Filing Date :NA
(62) Divisional to Application Number :NA
Filing Date :NA

(71)**Name of Applicant :**
1)THE UNIVERSITY OF SYDNEY
Address of Applicant :Parramatta Road The University of Sydney New South Wales 2006 Australia
(72)**Name of Inventor :**
1)MITHIEUX Suzanne Marie
2)WEISS Anthony Steven

(57) Abstract :
Disclosed herein are methods of restoring elasticity in tissue using tropoelastin containing compositions.

No. of Pages : 55 No. of Claims : 18

(12) PATENT APPLICATION PUBLICATION
(19) INDIA
(22) Date of filing of Application :26/03/2014
(21) Application No.678/KOLNP/2014 A
(43) Publication Date : 16/05/2014

(54) Title of the invention : APPARATUS FOR THE PASSAGE AND CONVEYANCE OF COMPRESSIBLE MATERIAL

(51) International classification :B65G33/08,B65G47/52
(31) Priority Document No :2011903627
(32) Priority Date :06/09/2011
(33) Name of priority country :Australia
(86) International Application No :PCT/AU2012/001056
Filing Date :06/09/2012
(87) International Publication No :WO 2013/033771
(61) Patent of Addition to Application Number :NA
Filing Date :NA
(62) Divisional to Application Number :NA
Filing Date :NA

(71)**Name of Applicant :**
1)ANAECO LIMITED
Address of Applicant :3 Turner Avenue Technology Park Bentley Western Australia 6102 Australia
(72)**Name of Inventor :**
1)FULARA Janusz Krzysztof
2)RUDAS Ryszard Stanislaw
3)RUDAS Maciej Rafal
4)GRAVETT Martin Richard

(57) Abstract :
An apparatus (10) for the passage and conveyance of compressible material the apparatus (10) comprising at least two arrays (14) of substantially parallel first screw conveyors (16) each arranged at an outlet (56) of a vessel (12) from which the material is to be conveyed such that the material is conveyed to respective second screw conveyors (18) arranged in generally transverse relation thereto wherein the material to be conveyed bears directly on the first screw conveyors (16) from above and does not bear directly on the second screw conveyors (18). A method for the passage and conveyance of compressible material is also described.

No. of Pages : 23 No. of Claims : 29

(12) PATENT APPLICATION PUBLICATION
(21) Application No.679/KOLNP/2014 A
(19) INDIA
(22) Date of filing of Application :27/03/2014
(43) Publication Date : 16/05/2014

(54) Title of the invention : WIRELESS COMMUNICATION SYSTEM BASE STATION MOBILE STATION AND WIRELESS COMMUNICATION METHOD

(51) International classification :H04W72/12
(31) Priority Document No :NA
(32) Priority Date :NA
(33) Name of priority country :NA
(86) International Application No :PCT/JP2011/072676
Filing Date :30/09/2011
(87) International Publication No :WO 2013/046470
(61) Patent of Addition to Application Number :NA
Filing Date :NA
(62) Divisional to Application Number :NA
Filing Date :NA

(71)**Name of Applicant :**
1)FUJITSU LIMITED
Address of Applicant :1 1 Kamikodanaka 4 chome Nakahara ku Kawasaki shi Kanagawa 2118588 Japan
(72)**Name of Inventor :**
1)ITO Akira

(57) Abstract :
A base station (10) communicates with a mobile station. The base station (10) has a scheduler unit (17) and a control signal transmission unit (18). The scheduler unit (17) selects identification information specifying a resource from a plurality of resources to be used by the mobile station to transmit signals. The control signal transmission unit (18) transmits the identification information to the mobile station. The mobile station has a control signal reception unit and a DM RS transmission unit. The control signal reception unit receives the identification information transmitted by the control signal transmission unit (18). The DM RS transmission unit transmits the signals to the base station (10) using the resource specified by the identification information.

No. of Pages : 36 No. of Claims : 7

(12) PATENT APPLICATION PUBLICATION
(19) INDIA
(22) Date of filing of Application :31/03/2014
(21) Application No.724/KOLNP/2014 A
(43) Publication Date : 16/05/2014

(54) Title of the invention : SYNTHESIS OF TRIAZOLOPYRIMIDINE COMPOUNDS

(51) International classification :C07D239/47,C07D239/69,C07D405/12
(31) Priority Document No :11181280.6
(32) Priority Date :14/09/2011
(33) Name of priority country :EPO
(86) International Application No :PCT/EP2012/068068
Filing Date :14/09/2012
(87) International Publication No :WO 2013/037942
(61) Patent of Addition to Application Number :NA
Filing Date :NA
(62) Divisional to Application Number :NA
Filing Date :NA

(71)**Name of Applicant :**
1)LEK PHARMACEUTICALS D.D.
Address of Applicant :Verovskova 57 1526 Ljubljana Slovenia
(72)**Name of Inventor :**
1)MARAS Nened
2)ZUPANCIC Borut

(57) Abstract :
The present invention relates to the field of organic synthesis and describes the synthesis of specific triazolopyrimidine compounds and intermediates thereof as well as related derivatives suitable for the preparation of Ticagrelor (TCG).

No. of Pages : 51 No. of Claims : 15

(12) PATENT APPLICATION PUBLICATION
(19) INDIA
(22) Date of filing of Application :27/03/2014
(21) Application No.680/KOLNP/2014 A
(43) Publication Date : 16/05/2014

(54) Title of the invention : COMPOSITE RAMP PLATE FOR ELECTRONICALLY ACTUATED LOCKING DIFFERENTIAL

(51) International classification :F16H48/20
(31) Priority Document No :13/247455
(32) Priority Date :28/09/2011
(33) Name of priority country :U.S.A.
(86) International Application No :PCT/IB2012/001899
Filing Date :27/09/2012
(87) International Publication No :WO 2013/045998
(61) Patent of Addition to Application Number :NA
Filing Date :NA
(62) Divisional to Application Number :NA
Filing Date :NA

(71)**Name of Applicant :**
1)EATON CORPORATION
Address of Applicant :Eaton Center 1111 Superior Avenue Cleveland OH 44114 2584 U.S.A.
(72)**Name of Inventor :**
1)EDLER Andrew N.

(57) Abstract :
A cam member (14) for a vehicle differential (10) includes a cam surface (14a) made of a high durability alloy and a clutch surface (14b) made of a high density magnetic alloy. The cam surface (14a) and the clutch surface (14b) can either be formed into a single component or as separate components that are mechanically coupled together. In one aspect both the high durability alloy and the high density magnetic alloy are powdered metal alloys. As a result the cam member (14) has different surfaces (14a 14b) with optimized characteristics that would ordinarily be difficult to incorporate into a single component.

No. of Pages : 15 No. of Claims : 19

(12) PATENT APPLICATION PUBLICATION
(19) INDIA
(22) Date of filing of Application :27/03/2014
(21) Application No.684/KOLNP/2014 A
(43) Publication Date : 16/05/2014

(54) Title of the invention : LAUNDRY PROCESSING APPARATUS

(51) International classification :D06F37/30,D06F58/08
(31) Priority Document No :201110354163.6
(32) Priority Date :04/11/2011
(33) Name of priority country :China
(86) International Application No :PCT/IB2012/056014
Filing Date :30/10/2012
(87) International Publication No :WO 2013/064977
(61) Patent of Addition to Application Number :NA
Filing Date :NA
(62) Divisional to Application Number :NA
Filing Date :NA

(71)**Name of Applicant :**
1)BSH BOSCH UND SIEMENS HAUSGER„TE GMBH
Address of Applicant :Carl Wery Str. 34 81739 MÜnchen Germany
(72)**Name of Inventor :**
1)CHEN Shoufan
2)DAI Ting
3)LI Lianhua
4)ZHANG Xiaofeng

(57) Abstract :
The present invention provides a laundry processing apparatus (100) which includes: a laundry processing drum (22) used for holding laundry for processing; a driving system (30) used for driving the laundry processing drum (22) to process the held laundry; and a power control system (10) at least used for providing power of a grid for the driving system (30) where the power control system (10) includes an electrical storage device (11). Through the setting when external grid power outage occur or the fluctuation of the voltage is excessively large the power control system may switch a power storage device to supply power to the laundry processing apparatus thereby eliminating the influence on the apparatus caused by unstable voltage of power transmitted by the grid or grid power outage and avoiding the trouble brought to a user.

No. of Pages : 18 No. of Claims : 12

(12) PATENT APPLICATION PUBLICATION
(19) INDIA
(22) Date of filing of Application :27/03/2014
(21) Application No.681/KOLNP/2014 A
(43) Publication Date : 16/05/2014

(54) Title of the invention : HIGH STRENGTH STEEL SHEET AND METHOD FOR MANUFACTURING SAME

(51) International classification :C22C38/06,C22C38/60,C21D8/02
(31) Priority Document No :2011220495
(32) Priority Date :04/10/2011
(33) Name of priority country :Japan
(86) International Application No :PCT/JP2012/006306
Filing Date :02/10/2012
(87) International Publication No :WO 2013/051238
(61) Patent of Addition to Application Number :NA
Filing Date :NA
(62) Divisional to Application Number :NA
Filing Date :NA

(71)**Name of Applicant :**
1)JFE STEEL CORPORATION
Address of Applicant :2 3 Uchisaiwai cho 2 chome Chiyoda ku Tokyo 1000011 Japan
(72)**Name of Inventor :**
1)MATSUDA Hiroshi
2)FUNAKAWA Yoshimasa
3)OKUDA Kaneharu
4)SETO Kazuhiro

(57) Abstract :
According to the present invention a predetermined steel component is included; a steel plate composition is made to have 5 70% of a martensite 5 40% of a residual austenite and 5% or more of a bainitic ferrite in an upper bainite by area in relation to the entire steel plate composition; the total area of the martensite the residual austenite and the bainitic ferrite is made to be 40% or more; 25% or more of the martensite is made to be tempered martensite; the area of a polygonal ferrite in relation to the entire steel plate composition is more than 10% and less than 50% and the average grain size thereof is made to be 8 µm or less; and when a group of ferrite grains comprising adjacent polygonal ferrite grains is made to be a polygonal ferrite grain group the average diameter thereof is 15 µm or less the average amount of C in the residual austenite is made to be 0.70 mass% or more and the tensile strength is made to be 780 MPa or more; whereby it is possible to obtain a high strength press member having excellent ductility and stretch flangeability as well as a tensile strength of 780 1400 MPa.

No. of Pages : 40 No. of Claims : 12

(12) PATENT APPLICATION PUBLICATION
(19) INDIA
(22) Date of filing of Application :27/03/2014
(21) Application No.685/KOLNP/2014 A
(43) Publication Date : 16/05/2014

(54) Title of the invention : MIXER TRUCK

(51) International classification :B28C 5/42
(31) Priority Document No :2011-191520
(32) Priority Date :02/09/2011
(33) Name of priority country :Japan
(86) International Application No :PCT/JP2012/071670
Filing Date :28/08/2012
(87) International Publication No :WO 2013/031759
(61) Patent of Addition to Application Number :NA
Filing Date :NA
(62) Divisional to Application Number :NA
Filing Date :NA

(71)**Name of Applicant :**
1)KAYABA INDUSTRY CO., LTD.
Address of Applicant :WORLD TRADE CENTER BLDG., 4-1,HAMAMATSU-CHO 2-CHOME, MINATO-KU, TOKYO 105-6111,JAPAN
(72)**Name of Inventor :**
1)TAKASHI KAMIJO

(57) Abstract :
A mixer truck includes: a mixer drum capable of carrying ready-mixed concrete; a driving device that drives the mixer drum to rotate using an oil pressure of a working oil; a pressure sensor that detects a driving condition of the mixer drum driven by the driving device; a controller that determines a magnitude of rotation unevenness in the mixer drum by comparing a magnitude of variation in the driving condition detected by the pressure sensor with a predetermined set value after the ready-mixed concrete in the mixer drum has been discharged; and a notifying device that notifies a driver that the magnitude of the rotation unevenness in the mixer drum has reached an allowable value when the controller determines that the magnitude of the variation in the driving condition detected by the pressure sensor has reached the set value.

No. of Pages : 24 No. of Claims : 4

(12) PATENT APPLICATION PUBLICATION
(21) Application No.686/KOLNP/2014 A
(19) INDIA
(22) Date of filing of Application :27/03/2014
(43) Publication Date : 16/05/2014

(54) Title of the invention : IGNITION TIMING CONTROL DEVICE AND IGNITION TIMING CONTROL SYSTEM

(51) International classification :F02P 5/00
(31) Priority Document No :2012-240792
(32) Priority Date :31/10/2012
(33) Name of priority country :Japan
(86) International Application No :PCT/JP2013/003593
Filing Date :07/06/2013
(87) International Publication No :WO/2014/068808
(61) Patent of Addition to Application Number :NA
Filing Date :NA
(62) Divisional to Application Number :NA
Filing Date :NA

(71)**Name of Applicant :**
1)NGK SPARK PLUG CO., LTD.
Address of Applicant :14-18,TAKATSUJI-CHO, MIZUHO-KU, NAGOYA-SHI, AICHI 467-8525 JAPAN
(72)**Name of Inventor :**
1)HIROSHI INAGAKI

(57) Abstract :
The present invention provides an ignition timing control device and an ignition timing control system which are capable of performing ignition timing control that easily suppresses occurrence of knocking for internal combustion engine that has no function of ignition timing control suppressing the occurrence of the knocking. An ignition timing control device (31) has a knocking detection device (41) that detects knocking of internal combustion engine (1) and an ignition timing adjustment device (43) that receives a knocking signal outputted from the knocking detection device (41) and a signal concerning the ignition timing of internal combustion engine (1) outputted from an external electronic control unit (37) and adjusts the ignition timing of internal combustion engine (1) according to the knocking signal and the signal concerning the ignition timing. Further, the knocking detection device (41) and the ignition timing adjustment device (43) are electrically connected and formed integrally with each other.

No. of Pages : 60 No. of Claims : 14

(12) PATENT APPLICATION PUBLICATION
(19) INDIA
(22) Date of filing of Application :27/03/2014
(21) Application No.687/KOLNP/2014 A
(43) Publication Date : 16/05/2014

(54) Title of the invention : METHOD AND DEVICE FOR JOINT WELDING COATED SHEET METALS USING A GAS POWDER FLOW

(51) International classification :B23K26/14,B23K26/26,B23K26/32
(31) Priority Document No :10 2011 114 555.2
(32) Priority Date :30/09/2011
(33) Name of priority country:Germany
(86) International Application No :PCT/EP2012/068969
Filing Date :26/09/2012
(87) International Publication No :WO 2013/045497
(61) Patent of Addition to Application Number :NA
Filing Date :NA
(62) Divisional to Application Number :NA
Filing Date :NA

(71)**Name of Applicant :**
1)THYSSENKRUPP TAILORED BLANKS GMBH
Address of Applicant :Prinz Heinrich StraBe 7 47139 Duisburg Germany
(72)**Name of Inventor :**
1)BRANDT Max
2)BREUER Arndt
3)KOLLECK Ralf
4)VOLLMER Robert

(57) Abstract :
The invention relates to a method and a device for butt welding coated sheet metals (1). In the method according to the invention at least one powder welding additive (8) in the form of a gas powder flow (9) is fed to the welding melt (6) via at least one flow channel (10) in such a manner that the gas powder flow (9) exiting the flow channel (10) is directed at the welding melt (6) and has an exit speed of at least 2 m/s such that the welding additive (8) and the welding melt (6) are turbulently mixed wherein flow eddies (12) are formed in the welding melt. The device according to the invention comprises at least one welding head for generating and/or focusing an energy beam (3) for fusion welding sheet metal material and at least one flow channel (10) for feeding a powder welding additive (8) in the form of a gas powder flow (9) a longitudinal axis of the channel portion (10) and a beam axis of the energy beam (3) forming an angle that ranges from 15 degrees to 75 degrees.

No. of Pages : 14 No. of Claims : 9

(12) PATENT APPLICATION PUBLICATION
(19) INDIA
(22) Date of filing of Application :27/03/2014
(21) Application No.688/KOLNP/2014 A
(43) Publication Date : 16/05/2014

(54) Title of the invention : PROCESS BOX, ARRANGEMENTS, AND METHODS FOR PROCESSING COATED SUBSTRATES.

(51) International classification :H01L 21/673
(31) Priority Document No :12155848.8
(32) Priority Date :16/02/2012
(33) Name of priority country :EPO
(86) International Application No :PCT/EP2013/052520
Filing Date :08/02/2013
(87) International Publication No :WO 2013/120779
(61) Patent of Addition to Application Number :NA
Filing Date :NA
(62) Divisional to Application Number :NA
Filing Date :NA

(71)**Name of Applicant :**
1)SAINT-GOBAIN GLASS FRANCE
Address of Applicant :18, AVENUE D'ALSACE, 92400 COURBEVOIE, FRANCE
(72)**Name of Inventor :**
1)MARTIN FÜRFANGER
2)DANG CUONG PHAN
3)STEFAN JOST

(57) Abstract :
The present invention relates to a transportable process box for processing substrates coated on one side, comprising: a base for the full-area supported placement of a first substrate, wherein the base is implemented such that coatings of the substrates can be thermally treated by radiation energy supplied on the underside of the base, a frame, a cover, which is mounted on the frame, an intermediate element arranged between the base and the cover for the full- area supported placement of a second substrate, wherein the cover is implemented such that the coatings of the substrates are thermally treatable by radiation supplied on the top side of the cover. The invention further extends to arrangements and methods for processing substrates, wherein a process box or a process carrier is installed and loaded with substrates, transported into a process chamber, and radiation energy is beamed from above the cover and/or below the base. In the case of a preinstalled process carrier, the cover or a cover connected to the frame is positioned on the process carrier to form the process box.

No. of Pages : 34 No. of Claims : 11

(12) PATENT APPLICATION PUBLICATION
(21) Application No.689/KOLNP/2014 A
(19) INDIA
(22) Date of filing of Application :27/03/2014
(43) Publication Date : 16/05/2014

(54) Title of the invention : VEHICLE SUSPENSION SHRINKABLE TUBE PRODUCING DEVICE AND A SHRINKABLE TUBE PRODUCTION METHOD USING SAME

(51) International classification :B60G11/14,B21D26/02,F16F1/12
(31) Priority Document No :1020110099933
(32) Priority Date :30/09/2011
(33) Name of priority country :Republic of Korea
(86) International Application No :PCT/KR2012/006575
Filing Date :17/08/2012
(87) International Publication No :WO 2013/048009
(61) Patent of Addition to Application Number :NA
Filing Date :NA
(62) Divisional to Application Number :NA
Filing Date :NA

(71)**Name of Applicant :**
1)HANKYUNG COMPONENT TRADING CO. LTD
Address of Applicant :#203 96 Gamasan ro Geumcheon gu Seoul 153 702 Republic of Korea
(72)**Name of Inventor :**
1)KIM Choon Su

(57) Abstract :
A vehicle suspension thermally shrinkable tube of the present invention is provided in a shape corresponding to a vehicle suspension coil spring having a spiral shape and is formed so as to have a larger diameter than the diameter of the spring so as to allow the spring to be coupled by insertion; and is formed from a material the volume of which shrinks upon applying heat when the spring is coupled by insertion; and after the spring has been slotted in and coupled heat is applied and said tube is made to attach intimately to the spring.

No. of Pages : 20 No. of Claims : 7

(12) PATENT APPLICATION PUBLICATION
(19) INDIA
(22) Date of filing of Application :28/03/2014
(21) Application No.691/KOLNP/2014 A
(43) Publication Date : 16/05/2014

(54) Title of the invention : ABRASION RESISTIBLE GEOTEXTILE CONTAINER

(51) International classification :E02B3/04
(31) Priority Document No :100217900
(32) Priority Date :23/09/2011
(33) Name of priority country :Taiwan
(86) International Application No :PCT/US2012/056260
Filing Date :20/09/2012
(87) International Publication No :WO 2013/043823
(61) Patent of Addition to Application Number :NA
Filing Date :NA
(62) Divisional to Application Number :NA
Filing Date :NA

(71)**Name of Applicant :**
1)ACE GEOSYNTHETICS INC.
Address of Applicant :1522 Park Street Houston TX 77019 U.S.A.
(72)**Name of Inventor :**
1)LIN Ching yi
2)TSENG Chun jung

(57) Abstract :
A geotextile container includes a bag body defining a filling space and including a base fabric and a protective fabric. The base fabric has a peripheral end. The protective fabric has a peripheral end connected to the peripheral end of the base fabric and includes a plurality of interconnected compartment bodies surrounded by the peripheral end of the protective fabric.

No. of Pages : 21 No. of Claims : 14

(12) PATENT APPLICATION PUBLICATION
(19) INDIA
(22) Date of filing of Application :28/03/2014
(21) Application No.692/KOLNP/2014 A
(43) Publication Date : 16/05/2014

(54) Title of the invention : A ROTARY VALVE INTERNAL COMBUSTION ENGINES

(51) International classification :F01L7/02,F02B75/16,F16F15/26
(31) Priority Document No :1117259.0
(32) Priority Date :06/10/2011
(33) Name of priority country :U.K.
(86) International Application No :PCT/GB2012/052471
Filing Date :05/10/2012
(87) International Publication No :WO 2013/050776
(61) Patent of Addition to Application Number :NA
Filing Date :NA
(62) Divisional to Application Number :NA
Filing Date :NA

(71)**Name of Applicant :**
1)RCV ENGINES LIMITED
Address of Applicant :4 Telford Road Ferndown Industrial Estate Dorset Wimborne Dorset BH21 7RF U.K.
(72)**Name of Inventor :**
1)LAWES Keith
2)MASON Brian

(57) Abstract :
A rotary valve internal combustion engine has a piston (1) connected to a crankshaft (3) and reciprocatable in a cylinder (2) a combustion chamber (4) being defined in part by the piston. The engine has a rotary valve (5) rotatable in a valve housing (8) fixed relative to the cylinder (2) the rotary valve having a valve body containing a volume (9) defining in part the combustion chamber 4 and further having in a wall part (11) thereof a port (12) giving during rotation of the valve fluid communication successively to and from the combustion chamber via inlet and exhaust ports (13 14) in the valve housing wherein the rotary valve is rotatable about an axis 5a parallel to the axis of rotation 3a of the crankshaft the valve being mounted in a bearing arrangement (7) which restrains the valve from movement in the axial direction but permits movement in the radial direction.

No. of Pages : 28 No. of Claims : 16

(12) PATENT APPLICATION PUBLICATION
(21) Application No.690/KOLNP/2014 A
(19) INDIA
(22) Date of filing of Application :28/03/2014
(43) Publication Date : 16/05/2014

(54) Title of the invention : A METHOD FOR BINDING LEAVES AND A BINDING ELEMENT AND BINDING DEVICE APPLIED THERETO

(51) International classification :B42C9/00,B42C11/02,B42C11/04
(31) Priority Document No :2011/0589
(32) Priority Date :07/10/2011
(33) Name of priority country :Belgium
(86) International Application No :PCT/IB2012/001727
Filing Date :10/09/2012
(87) International Publication No :WO 2013/050843
(61) Patent of Addition to Application Number :NA
Filing Date :NA
(62) Divisional to Application Number :NA
Filing Date :NA

(71)**Name of Applicant :**
1)UNIBIND LIMITED
Address of Applicant :Margarita House 15 Them. Dervis Street Nicosia 136 Cyprus
(72)**Name of Inventor :**
1)PELEMAN Guido

(57) Abstract :
Method for binding a bundle of leaves (11) in a binding element (1) with a U shaped back (2) with a base (3) and upright arms (4) and a hot melt adhesive (8) in the back and this method consists of introducing the bundle in the back (2) and then heating up the back (2) to melt the hot melt adhesive (8) characterised in that an oversized binding element (1) is chosen in which the bundle (11) is received with a certain sideways play (C) and that the binding element (1) with the hot melt adhesive (8) in the molten state is placed between two parallel pressure bars (17) that are moved towards one another with a force in order to fold the arms (4) towards one another.

No. of Pages : 30 No. of Claims : 16

(12) PATENT APPLICATION PUBLICATION
(19) INDIA
(22) Date of filing of Application :28/03/2014
(21) Application No.697/KOLNP/2014 A
(43) Publication Date : 16/05/2014

(54) Title of the invention : METHOD OF PREPARING CARRIER LIQUIDS

(51) International classification :A01N25/04,A61K8/04,A61K9/107
(31) Priority Document No :1115079.4
(32) Priority Date :31/08/2011
(33) Name of priority country :U.K.
(86) International Application No :PCT/GB2012/052028
Filing Date :20/08/2012
(87) International Publication No :WO 2013/030535
(61) Patent of Addition to Application Number :NA
Filing Date :NA
(62) Divisional to Application Number :NA
Filing Date :NA

(71)**Name of Applicant :**
1)IOTA NANOSOLUTIONS LIMITED
Address of Applicant :100 Victoria Embankment London EC4Y 0DY U.K.
(72)**Name of Inventor :**
1)FOSTER Alison Jayne
2)LONG James
3)RANNARD Steven Paul
4)WANG Dong

(57) Abstract :
The invention provides a method for the preparation of a carrier liquid which comprises the steps of: (I) preparing a single phase solution comprising: (a) a solvent or a mixture of miscible solvents (b) a liquid carrier material which is soluble in solvent (a) and (c) a dopant material which is also soluble in solvent (a); (II) cooling (preferably freezing) the single phase solution produced in step (I) to a temperature at which at least both the solvent (a) and carrier material (b) become solid; and (III) removing solid solvent (a) from the cooled (frozen) single phase solution in vapour form such that the remaining cooled (frozen) carrier material (b) and dopant material (c) are returned to ambient temperature thus providing a product of liquid carrier material (b) having dopant material (c) dispersed therein.

No. of Pages : 41 No. of Claims : 30

(12) PATENT APPLICATION PUBLICATION
(19) INDIA
(22) Date of filing of Application :28/03/2014
(21) Application No.698/KOLNP/2014 A
(43) Publication Date : 16/05/2014

(54) Title of the invention : SEPARATION METHOD AND APPARATUS

(51) International classification :B03B9/06,B02C23/14,B01D21/02
(31) Priority Document No :2011903619
(32) Priority Date :06/09/2011
(33) Name of priority country :Australia
(86) International Application No :PCT/AU2012/001059
Filing Date :06/09/2012
(87) International Publication No :WO 2013/033774
(61) Patent of Addition to Application Number :NA
Filing Date :NA
(62) Divisional to Application Number :NA
Filing Date :NA

(71)**Name of Applicant :**
1)ANAECO LIMITED
Address of Applicant :3 Turner Avenue Technology Park Bentley Western Australia 6102 Australia
(72)**Name of Inventor :**
1)GRAVETT Martin Richard
2)WOOTTON Paul Austin
3)ELKINGTON Timothy James

(57) Abstract :
A separation method (10) comprising the following method steps: (i) Passing an organic waste material to a primary washing step (16) in which a clean organic stream (18) and a fraction with a specific gravity of greater than 1 (20) are produced; (ii) Passing the clean organic stream (18) from step (i) to a drainage step (22) to remove free water therefrom; and (iii) Passing the organic material product (24) of step (ii) to a dewatering step (26) in which the water content of the organic material is reduced to a level suitable for passing to a bioconversion process. An apparatus is also described.

No. of Pages : 20 No. of Claims : 25

(12) PATENT APPLICATION PUBLICATION
(21) Application No.693/KOLNP/2014 A
(19) INDIA
(22) Date of filing of Application :28/03/2014
(43) Publication Date : 16/05/2014

(54) Title of the invention : APPARATUS AND METHOD FOR SELECTING BEST BEAM IN WIRELESS COMMUNICATION SYSTEM

(51) International classification :H04B7/04,H01Q3/26
(31) Priority Document No :1020110088441
(32) Priority Date :01/09/2011
(33) Name of priority country :Republic of Korea
(86) International Application No :PCT/KR2012/006800
Filing Date :24/08/2012
(87) International Publication No :WO 2013/032188
(61) Patent of Addition to Application Number :NA
Filing Date :NA
(62) Divisional to Application Number :NA
Filing Date :NA

(71)**Name of Applicant :**
1)SAMSUNG ELECTRONICS CO. LTD.
Address of Applicant :129 Samsung ro Yeongtong gu Suwon si Gyeonggi do 443 742 Republic of Korea
(72)**Name of Inventor :**
1)KIM Tae Young
2)YU Hyun Kyu
3)CHO Jae Weon

(57) Abstract :
An apparatus and method for selecting the best beam in a wireless communication system are provided. An operation of a Base Station (BS) includes repeatedly transmitting reference signals beamformed with a first width receiving a feedback signal indicating at least one preferred beam having the first width from at least one terminal determining a direction range within which reference signals beamformed with a second width are to be transmitted and a transmission pattern based on the at least one preferred beam having the first width repeatedly transmitting the reference signals beamformed with the second width within the determined direction range according to the transmission pattern and receiving a feedback signal indicating at least one preferred beam having the second width from the at least one terminal.

No. of Pages : 44 No. of Claims : 15

(12) PATENT APPLICATION PUBLICATION
(21) Application No.694/KOLNP/2014 A
(19) INDIA
(22) Date of filing of Application :28/03/2014
(43) Publication Date : 16/05/2014

(54) Title of the invention : RAIL AND ROLLER OF A WINDOW AND DOOR SYSTEM AND WINDOW OPERATION APPARATUS FOR WINDOWS AND DOORS USING SAME

(51) International classification :E05D 13/00
(31) Priority Document No :10-2011-0087789
(32) Priority Date :31/08/2011
(33) Name of priority country :Republic of Korea
(86) International Application No :PCT/KR2012/003447
Filing Date :02/05/2012
(87) International Publication No :WO 2013/032103
(61) Patent of Addition to Application Number :NA
Filing Date :NA
(62) Divisional to Application Number :NA
Filing Date :NA

(71)**Name of Applicant :**
1)JANG,HYUK SOO
Address of Applicant :203 MIWON VILLA 15, 359 BEON-GIL, BUNDANG-RO,BUNDANG-GU, SEONGNAM-SI,GYEONGGI-DO 463-876 REPUBLIC OF KOREA
(72)**Name of Inventor :**
1)JANG,HYUK SOO

(57) Abstract :
The present invention relates to a rail and a door roller of a window and door system and a window operation apparatus for windows and doors using the same. The rail and the door roller of a window and door system and the window operation apparatus for windows and doors using the same according to the present invention include: one or more upper linear rail units 1 which are installed on an upper end of a window casing, are opened downward so as to rectilinearly guide a door roller 3 that is installed on an upper end of a window frame and has a vertical shaft 3 a or a diagonal shaft 3b, have guides 4 that are vertically or diagonally formed at both sides thereof, and are rectilinearly formed to have a predetenmned length; and one or more upper meandering rail units 2 which diagonally or curvedly guide an upper door roller 3, which rectilinearly moves on the upper linear rail unit 1, so as to operate the window frame in a horizontal direction, are installed to be connected to one side end of the upper linear rail unit 1 so as to be connected to the guides 4 of the upper linear rail unit 1 with the same cross section, and have guides 4 that are diagonally or curvedly extended.

No. of Pages : 116 No. of Claims : 44

(12) PATENT APPLICATION PUBLICATION
(21) Application No.1277/KOL/2013 A
(19) INDIA
(22) Date of filing of Application :08/11/2013
(43) Publication Date : 16/05/2014

(54) Title of the invention : NUCLEAR MAGNETIC FLOW METER AND METHOD FOR OPERATION OF NUCLEAR_MAGNETIC FLOW METERS

(51) International classification	:G01R 33/00	(71)**Name of Applicant :**
(31) Priority Document No	:10 2012 022 243.2	**1)KROHNE AG** Address of Applicant :UFERSTRASSE 90, 4019 BASEL, SWITZERLAND
(32) Priority Date	:14/11/2012	(72)**Name of Inventor :**
(33) Name of priority country	:Germany	**1)CORNELIS JOHANNES HOGENDOORN**
(86) International Application No	:NA	
Filing Date	:NA	
(87) International Publication No	: NA	
(61) Patent of Addition to Application Number	:NA	
Filing Date	:NA	
(62) Divisional to Application Number	:NA	
Filing Date	:NA	

(57) Abstract :
A nuclear magnetic flow meter (1) for measuring the flow rate of a multiphase medium (4) which is flowing through a measuring tube (3) is described, with a nuclear magnetic measurement device (2), the nuclear magnetic measurement device (2) being located around the measuring tube (3). In accordance with the invention an improved accuracy of the measurement of the flow rate for the gaseous phase is achieved in that in addition to the nuclear magnetic measurement device (2) there is a further measurement device which implements another measurement principle, in the described exemplary embodiment a differential pressure flow rate measurement device (5). In the described exemplary embodiment the differential pressure flow rate measurement device (5) is made for measuring the differential pressure of the medium (4) in the measuring tube (3), and there are at least one pressure gauge (8a, 8b) each on two measurement sites (6a, 6b) which are different in the longitudinal direction (7) of the measuring tube (3).

No. of Pages : 21 No. of Claims : 18

(12) PATENT APPLICATION PUBLICATION
(19) INDIA
(22) Date of filing of Application :25/03/2014

(21) Application No.656/KOLNP/2014 A
(43) Publication Date : 16/05/2014

(54) Title of the invention : OFFER MANAGEMENT AND SETTLEMENT IN A PAYMENT NETWORK

(51) International classification	:G06Q20/26,G06Q20/24,G06Q20/20
(31) Priority Document No	:61/537316
(32) Priority Date	:21/09/2011
(33) Name of priority country	:U.S.A.
(86) International Application No	:PCT/US2012/056659
Filing Date	:21/09/2012
(87) International Publication No	:WO 2013/044093
(61) Patent of Addition to Application Number	:NA
Filing Date	:NA
(62) Divisional to Application Number	:NA
Filing Date	:NA

(71)**Name of Applicant :**
1)JINGIT HOLDINGS LLC
Address of Applicant :7700 France Avenue South Edina Minnesota 55435 U.S.A.
(72)**Name of Inventor :**
1)ROOKE Todd A.
2)ROGNESS JR. Joseph

(57) Abstract :
A payment network for facilitating transactions involves management of offers and accounts associated with a consumer. During a transaction the payment network can associate one or more offers and accounts in settling a transaction. Once the offer and accounts have been associated with the transaction the payment network can adjust a transaction amount and/or identify amounts to be debited for each account associated with the transaction.

No. of Pages : 43 No. of Claims : 10

(12) PATENT APPLICATION PUBLICATION
(19) INDIA
(22) Date of filing of Application :28/03/2014
(21) Application No.700/KOLNP/2014 A
(43) Publication Date : 16/05/2014

(54) Title of the invention : COMPOSITE PROSTHETIC SHUNT DEVICE

(51) International classification :A61F2/04,A61F2/02,A61L27/14
(31) Priority Document No :61/538402
(32) Priority Date :23/09/2011
(33) Name of priority country :U.S.A.
(86) International Application No :PCT/US2012/056757
Filing Date :21/09/2012
(87) International Publication No :WO 2013/044173
(61) Patent of Addition to Application Number :NA
Filing Date :NA
(62) Divisional to Application Number :NA
Filing Date :NA

(71)**Name of Applicant :**
1)ZEUS INDUSTRIAL PRODUCTS INC.
Address of Applicant :3737 Industrial Boulevard Orangeburg South Carolina 29118 U.S.A.
(72)**Name of Inventor :**
1)BALLARD Robert L.
2)ANNEAUX Bruce L.
3)PUCKETT Sabrina D.

(57) Abstract :
In accordance with certain embodiments of the present disclosure a composite prosthetic device is described. Generally the device comprises at least one layer of ePTFE at least one thermoplastic elastomeric component and a frame. In certain aspects the thermoplastic elastomeric component penetrates the microstructure of the at least one layer of ePTFE providing a means for varying the porosity of the ePTFE.

No. of Pages : 27 No. of Claims : 21

(12) PATENT APPLICATION PUBLICATION
(19) INDIA
(22) Date of filing of Application :28/03/2014
(21) Application No.701/KOLNP/2014 A
(43) Publication Date : 16/05/2014

(54) Title of the invention : LIMITED RELEASE LINGUAL THIOCTIC ACID DELIVERY SYSTEMS

(51) International classification	:A61K31/385,A61K47/26,A61K9/22
(31) Priority Document No	:61/575900
(32) Priority Date	:31/08/2011
(33) Name of priority country	:U.S.A.
(86) International Application No	:PCT/US2012/053557
Filing Date	:31/08/2012
(87) International Publication No	:WO 2013/033662
(61) Patent of Addition to Application Number	:NA
Filing Date	:NA
(62) Divisional to Application Number	:NA
Filing Date	:NA

(71)**Name of Applicant :**
1)ZOLENTROFF William C.
Address of Applicant :308 West 103rd Street #4E New York NY 10025 U.S.A.
(72)**Name of Inventor :**
1)BENJAMIN Jeffery Lee Jr.

(57) Abstract :
A diffusion rate limiting matrix is utilized to lingually and/or sublingually deliver thioctic acid. This limited release matrix is intended for general nutritional supplementation and/or the treatment of various physiological disorders. Due to its lingual nature this rate limiting matrix can produce IV equivalent plasma levels and is not meant to be swallowed.

No. of Pages : 15 No. of Claims : 16

(12) PATENT APPLICATION PUBLICATION
(21) Application No.699/KOLNP/2014 A
(19) INDIA
(22) Date of filing of Application :28/03/2014
(43) Publication Date : 16/05/2014

(54) Title of the invention : METHOD AND APPARATUS FOR LOCATING A PICKUP POINT FOR AN OBJECT IN AN INSTALLATION

(51) International classification :G05B19/401
(31) Priority Document No :11186117.5
(32) Priority Date :21/10/2011
(33) Name of priority country :EPO
(86) International Application No :PCT/EP2012/067335
Filing Date :05/09/2012
(87) International Publication No :WO 2013/056892
(61) Patent of Addition to Application Number :NA
Filing Date :NA
(62) Divisional to Application Number :NA
Filing Date :NA

(71)**Name of Applicant :**
1)SIEMENS AKTIENGESELLSCHAFT
Address of Applicant :Wittelsbacherplatz 2 80333 MÜnchen Germany
(72)**Name of Inventor :**
1)BRETT Wolfgang
2)BÜRKLE Eric

(57) Abstract :
In a method for ascertaining a tolerance location (Ta-c) which differs from a target location (Sa-c) for a pickup point (6) for an object (4a-c) which is at rest in an installation (2) and which is intended to be picked up by a means of transport (8): an identification mark (14a-c) is put onto the object (4a-c) in a known relative position (Ra-c) in relation to the pickup point (6), - a computation device (18) uses a locating apparatus (16) arranged in the installation (2) to ascertain a physical location (La-c) of the identification mark (14a-c) in the installation (2), - the computation device (18) ascertains the tolerance location (Ta-c) from the physical location (La-c) and the relative position (R). A corresponding apparatus contains a corresponding identification mark (14a-c) and a corresponding computation device (18).

No. of Pages : 31 No. of Claims : 12

(12) PATENT APPLICATION PUBLICATION
(21) Application No.1282/KOL/2013 A
(19) INDIA
(22) Date of filing of Application :11/11/2013
(43) Publication Date : 16/05/2014

(54) Title of the invention : ARRANGEMENT FOR A METER CABINET, DISTRIBUTION CABINET, SWITCH CABINET OR EMPTY HOUSING

(51) International classification :E05D 7/00
(31) Priority Document No :102012022240.8
(32) Priority Date :14/11/2012
(33) Name of priority country :Germany
(86) International Application No :NA
Filing Date :NA
(87) International Publication No : NA
(61) Patent of Addition to Application Number :NA
Filing Date :NA
(62) Divisional to Application Number :NA
Filing Date :NA

(71)**Name of Applicant :**
1)ABB AG
Address of Applicant :KALLSTADTER STR. 1, 68309 MANNHEIM, GERMANY
(72)**Name of Inventor :**
1)MICHAEL ROTH

(57) Abstract :
An arrangement for a meter cabinet, distribution cabinet or empty housing, including a frame (1) and a door (2), wherein the frame (1) carries the door (2) and the door (2) is attached pivotally to the frame (1) on its hinge side, where the object is to specify an arrangement by means of which a door may be aligned in relation to its frame quickly and without problems, is characterized in that at least one adjustment means (4) for aligning the door (2) in the closed condition is associated with the frame (1).

No. of Pages : 24 No. of Claims : 11

(12) PATENT APPLICATION PUBLICATION
(19) INDIA
(22) Date of filing of Application :14/03/2014
(21) Application No.554/KOLNP/2014 A
(43) Publication Date : 16/05/2014

(54) Title of the invention : ANTI-IL-6 ANTIBODIES,COMPOSITIONS,METHODS AND USES

(51) International classification :C07K 16/00
(31) Priority Document No :60/676,498
(32) Priority Date :29/04/2005
(33) Name of priority country :U.S.A.
(86) International Application No :PCT/US2006/016457
Filing Date :28/04/2006
(87) International Publication No :WO/2006/119115
(61) Patent of Addition to Application Number :NA
Filing Date :NA
(62) Divisional to Application Number :4405/KOLNP/2007
Filed on :16/11/2007

(71)**Name of Applicant :**
1)CENTOCOR,INC.
Address of Applicant :200 GREAT VALLEY PARKWAY,MALVERN, PA 19355,U.S.A.
2)APPLIED MOLECULAR EVOLUTION,INC.
(72)**Name of Inventor :**
1)YAN CHEN
2)DEBRA GARDNER
3)DAVID M.KNIGHT
4)MICHAEL W.LARK
5)BAILIN LIANG
6)DAVID J.SHEALY
7)XIAO-YU R.SONG
8)VEDRANA STOJANOVIC-SUSULIC
9)RAYMOND W.SWEET
10)SUSAN H.TAM
11)SHENG-JIUN WU
12)JING YANG
13)DAVID MATTHEW MARQUIS
14)ERIC MICHAEL SMITH
15)ALAIN PHILIPPE VASSEROT

(57) Abstract :
An anti-IL-6 antibody, including isolated nucleic acids that encode at least one anti-IL-6 antibody, vectors, host cells, transgenic animals or plants, and methods of making and using thereof have applications in diagnostic and/or therapeutic compositions, methods and devices.

No. of Pages : 216 No. of Claims : 11

(12) PATENT APPLICATION PUBLICATION
(19) INDIA
(22) Date of filing of Application :31/03/2014
(21) Application No.714/KOLNP/2014 A
(43) Publication Date : 16/05/2014

(54) Title of the invention : HYDROGENATION CATALYSTS PREPARED FROM POLYOXOMETALATE PRECURSORS AND PROCESS FOR USING SAME TO PRODUCE ETHANOL WHILE MINIMIZING DIETHYL ETHER FORMATION

(51) International classification :B01J37/02,B01J23/89,C07C29/149
(31) Priority Document No :13/267,149
(32) Priority Date :06/10/2011
(33) Name of priority country :U.S.A.
(86) International Application No :PCT/US2012/061793
Filing Date :25/10/2012
(87) International Publication No :WO 2013/052971
(61) Patent of Addition to Application Number :NA
Filing Date :NA
(62) Divisional to Application Number :NA
Filing Date :NA

(71)**Name of Applicant :**
1)CELANESE INTERNATIONAL CORPORATION
Address of Applicant :1601 West LBJ Freeway, Dallas, TX 75234, U.S.A.
(72)**Name of Inventor :**
1)WEINER, Heiko
2)ZHOU, Zhenhua

(57) Abstract :
The present invention relates to a process for producing ethanol by hydrogenation of alkanoic acids and/or esters with relatively low ether formation preferably with conversion of the ester coproduct. The hydrogenation reaction is performed in presence of catalysts prepared from polyoxometalate precursors. The polyoxometalate precursors introduce a support modifier to the catalyst. The catalyst also comprises one or more active metals.

No. of Pages : 46 No. of Claims : 15

(12) PATENT APPLICATION PUBLICATION
(19) INDIA
(22) Date of filing of Application :31/03/2014
(21) Application No.715/KOLNP/2014 A
(43) Publication Date : 16/05/2014

(54) Title of the invention : MAINTENANCE OF WORK MACHINES

(51) International classification :G07C7/00,G05B23/02,E21F17/18
(31) Priority Document No :NA
(32) Priority Date :NA
(33) Name of priority country :NA
(86) International Application No :PCT/FI2011/050873
Filing Date :11/10/2011
(87) International Publication No :WO 2013/053975
(61) Patent of Addition to Application Number :NA
Filing Date :NA
(62) Divisional to Application Number :NA
Filing Date :NA

(71)**Name of Applicant :**
1)SANDVIK MINING AND CONSTRUCTION OY
Address of Applicant :Pihtisulunkatu 9 FI 33330 Tampere Finland
(72)**Name of Inventor :**
1)VIITALA Janne
2)HAVERINEN Eemeli

(57) Abstract :
The invention relates to maintenance of work machines. Configurations may be used for defining indicators to be displayed and machine signals to be connected to the indicators. A functional diagnosis may be enabled by showing signals related to a single function of the machine with the help of directional indicators showing the interconnections between elements. The configurations may be created by a user and loaded to the maintenance system upon need.

No. of Pages : 36 No. of Claims : 29

(12) PATENT APPLICATION PUBLICATION
(21) Application No.716/KOLNP/2014 A
(19) INDIA
(22) Date of filing of Application :31/03/2014
(43) Publication Date : 16/05/2014

(54) Title of the invention : REMOVABLE COVERING AND INTERACTIVE PACKAGING

(51) International classification	:A61F13/505,A61F13/84,A61F13/02	(71)**Name of Applicant :** **1)EAVES Felmont** Address of Applicant :5100 Piper Glen Drive Charlotte NC 28277 U.S.A. (72)**Name of Inventor :** **1)EAVES Felmont**
(31) Priority Document No	:61/549317	
(32) Priority Date	:20/10/2011	
(33) Name of priority country	:U.S.A.	
(86) International Application No	:PCT/US2012/061033	
Filing Date	:19/10/2012	
(87) International Publication No	:WO 2013/059600	
(61) Patent of Addition to Application Number	:NA	
Filing Date	:NA	
(62) Divisional to Application Number	:NA	
Filing Date	:NA	

(57) Abstract :
A removable covering for an object includes an adhered section that is adhered to the object (e.g., adhered to a receiving surface of the object via an adhesive layer) and a free section that is not adhered to the object. The removable covering is sufficiently flexible to allow at least partial removal of the adhered section from the object by application of a force to the removable covering. Typically the removable covering is adhered to the object such that resistance to removal of the covering from the object varies at different zones of attachment between the removable covering and the object. The resistance variation may be achieved for example by employing tabs loops folds varying strength adhesive strips textures and/or release coatings. Exemplary packaging systems (e.g., containing removable coverings and/or objects) include features such that resistance to removal of the packaging system from an object varies at different phases of removal.

No. of Pages : 107 No. of Claims : 15

(12) PATENT APPLICATION PUBLICATION
(21) Application No.659/KOLNP/2014 A
(19) INDIA
(22) Date of filing of Application :26/03/2014
(43) Publication Date : 16/05/2014

(54) Title of the invention : TAMPER RESISTANT ORAL PHARMACEUTICAL DOSAGE FORM COMPRISING A PHARMACOLOGICALLY ACTIVE INGREDIENT AN OPIOID ANTAGONIST AND/OR AVERSIVE AGENT POLYALKYLENE OXIDE AND ANIONIC POLYMER

(51) International classification :A61K9/20,A61K31/485
(31) Priority Document No :11009129.5
(32) Priority Date :17/11/2011
(33) Name of priority country :EPO
(86) International Application No :PCT/EP2012/072678
Filing Date :15/11/2012
(87) International Publication No :WO 2013/072395
(61) Patent of Addition to Application Number :NA
Filing Date :NA
(62) Divisional to Application Number :NA
Filing Date :NA

(71)**Name of Applicant :**
1)GRÜNENTHAL GMBH
Address of Applicant :ZieglerstraBe 6 52078 Aachen Germany
(72)**Name of Inventor :**
1)GEISSLER Anja
2)BARNSCHEID Lutz
3)SCHWIER Sebastian
4)BARTHOLOM„US Johannes

(57) Abstract :
The invention relates to a pharmaceutical dosage form for oral administration having a breaking strength of at least 300 N and comprising (i) a pharmacologically active ingredient; (ii) an opioid antagonist and/or an aversive agent; (iii) a polyalkylene oxide having an average molecular weight of at least 200 000 g/mol; and (a) comprising (iv) an anionic polymer; and/or (b) having a storage stability at 40°C of at least 3 months.

No. of Pages : 90 No. of Claims : 15

(12) PATENT APPLICATION PUBLICATION
(19) INDIA
(22) Date of filing of Application :28/03/2014
(21) Application No.704/KOLNP/2014 A
(43) Publication Date : 16/05/2014

(54) Title of the invention : MOLD

(51) International classification :B29C33/38,B29C45/26
(31) Priority Document No :2011193355
(32) Priority Date :05/09/2011
(33) Name of priority country :Japan
(86) International Application No :PCT/JP2012/072039
Filing Date :30/08/2012
(87) International Publication No :WO 2013/035625
(61) Patent of Addition to Application Number :NA
Filing Date :NA
(62) Divisional to Application Number :NA
Filing Date :NA

(71)**Name of Applicant :**
1)Polyplastics Co. Ltd.
Address of Applicant :2 18 1 Konan Minato ku Tokyo 1088280 Japan
(72)**Name of Inventor :**
1)MIYASHITA Takayuki
2)HIROTA Shinichi

(57) Abstract :
Provided is a technology that resolves defects such as cracking of a heat insulating layer resulting from the heat insulating layer formed at a first mold contacting a second mold at the mold mating surfaces. A mold is split into at least two pieces a heat insulating layer is formed at approximately the entire inner wall surface and the heat insulating layer is caused to not be present at the mating surfaces of the mold. For example the mold is provided with a first mold constituting the majority of a cavity and a second mold that forms at least a portion of the cavity together with the first mold; the first mold is provided with a flange section and a portion of the surface of the flange section configures a portion of the mold mating surface.

No. of Pages : 34 No. of Claims : 6

(12) PATENT APPLICATION PUBLICATION
(19) INDIA
(22) Date of filing of Application :29/03/2014
(21) Application No.705/KOLNP/2014 A
(43) Publication Date : 16/05/2014

(54) Title of the invention : ROTOR COMPRISING INTERPOLAR REGIONS WITH COOLING CHANNELS

(51) International classification :H02K1/32
(31) Priority Document No :1159043
(32) Priority Date :06/10/2011
(33) Name of priority country :France
(86) International Application No :PCT/IB2012/055328
Filing Date :04/10/2012
(87) International Publication No :WO 2013/050957
(61) Patent of Addition to Application Number :NA
Filing Date :NA
(62) Divisional to Application Number :NA
Filing Date :NA

(71)**Name of Applicant :**
1)MOTEURS LEROY SOMER
Address of Applicant :Boulevard Marcellin Leroy CS10015 F 16000 Angouleme France
(72)**Name of Inventor :**
1)DUTAU Alexis

(57) Abstract :
The invention relates to a rotor (1) for a rotary electric machine extending along a longitudinal axis (X) and comprising: an assembly of electrical sheets (2) forming projecting poles (3) two projecting poles defining an interpolar region (E) therebetween; and at least two internal cooling channels (5) formed in the assembly of electrical sheets (2) in at least one interpolar region (E).

No. of Pages : 12 No. of Claims : 9

CONTINUED TO PART- 2

CONTINUED FROM PART-1

AMENDMENT UNDER SEC. 57 (KOLKATA)

An application to **amend Figures 2A,2B,3,4, and 5 and the sequence listing** of the granted Complete Specification in respect of Patent No.225434 (152/KOLNP/2003) was filed is as follows . Any person interested may at any time within three months from the date of publication give notice on Form-14 to the Controller of Patents , if any, at the appropriate office .

```
TNVs        ATGGGGTTTGGGCTGAGCTGGGTTTTCCTCGTTGCTCTTTTAAGA

            Q  V  Q  L  V  E  S  G  G  G  V
germline    CAGGTGCAGCTGGTGGAGTCTGGGGGAGGCGTG
TNVs        GGTGTCCAGTGT...............................
TNV148(B)   GGTGTCCAGTGT.....A..........................

            V  Q  P  G  R  S  L  R  L  S  C  A  A  S  G
germline    GTCCAGCCTGGGAGGTCCCTGAGACTCTCCTGTGCAGCCTCTGGA
TNVs        ..............................................

            F  T  F  S  S  Y  A  M  H  W  V  R  Q  A  P
germline    TTCACCTTCAGTAGCTATGCTATGCACTGGGTCCGCCAGGCTCCA
TNV14,15    ..............................................
TNV148(B)   ....T.........................................
TNV196      ....................C.........................

            G  K  G  L  E  W  V  A  V  I  S  Y  D  G  S
germline    GGCAAGGGGCTGGAGTGGGTGGCAGTTATATCATATGATGGAAGC
TNV14       .........................A....C.T............T
TNV15       .........................T......T............T
TNV148(B)   .....C...................T....G...............
TNV196      .........................T....................

            N  K  Y  Y  A  D  S  V  K  G  R  F  T  I  S
germline    AATAAATACTACGCAGACTCCGTGAAGGGCCGATTCACCATCTCC
TNV14       .GC...A.G.....G.............A................
TNV15       ..C...A.G........................C............
TNV148(B)   ......A.G.....................................
TNV196      ......A.G.C...........................G.....
```

SEQ ID NO: 7 cont'd.→
SEQ ID NO. 34 cont'd.→

FIGURE 2A

```
            R  D  N  S  K  N  T  L  Y  L  Q  M  N  S  L
germline    AGAGACAATTCCAAGAACACGCTGTATCTGCAAATGAACAGCCTG
TNV14       ..............................................
TNV15       ..................G...........................
TNV148      .........C....................................
TNV148B     ..............................................
TNV196      ........................T.....................

            R  A  E  D  T  A  V  Y  Y  C  A  R
germline    AGAGCTGAGGACACGGCTGTGTATTACTGTGCGAGA
TNV14,15    ....................................GATCGAGGT
TNV148(B)   ..............................................A
TNV196      ......................T.......................

            Y  Y  Y  Y  Y  G  M  D  V  W
germline    TACTACTACTACTACGGTATGGACGTCTGG
TNV14       ATATCAGCAGGTGGAA..............................
TNV15       G.C............A.T..T........................
TNV148(B)   ...G...........A..............................
TNV196      ..TGG..........A..............................

            G  Q  G  T  T  V  T  V  S  S
germline    GGGCAAGGGACCACGGTCACCGTCTCCTCAG
TNV14       ..C...........................
TNV15       ..C...........................
TNV148(B)   ..C...........................
TNV196      ..C..G........................
```

SEQ ID NO: 7
SEQ ID NO. 34

FIGURE 2B

```
TNVs        ATGGAAGCCCCAGCTCAGCTTCTCTTCCTCCTGCTACTCTGGCTC

            E  I  V  L  T  Q  S  P  A  T
germline    GAAATTGTGTTGACACAGTCTCCAGCCACC
TNVs        CCAGATACCACCGGA.............................

            L  S  L  S  P  G  E  R  A  T  L  S  C  R  A
germline    CTGTCTTTGTCTCCAGGGGAAAGAGCCACCCTCTCCTGCAGGGCC
TNVs        ..........................................

            S  Q  S  V  S  S  Y  L  A  W  Y  Q  Q  K  P
germline    AGTCAGAGTGTTAGCAGCTACTTAGCCTGGTACCAACAGAAACCT
TNV14,15    ..........................................
TNV148,196  ............TA..............................

            G  Q  A  P  R  L  L  I  Y  D  A  S  N  R  A
germline    GGCCAGGCTCCCAGGCTCCTCATCTATGATGCATCCAACAGGGCC
TNVs        ..........................................

            T  G  I  P  A  R  F  S  G  S  G  S  G  T  D
germline    ACTGGCATCCCAGCCAGGTTCAGTGGCAGTGGGTCTGGGACAGAC
TNVs        ..........................................

            F  T  L  T  I  S  S  L  E  P  E  D  F  A  V
germline    TTCACTCTCACCATCAGCAGCCTAGAGCCTGAAGATTTTGCAGTT
TNVs        ..........................................

            Y  Y  C  Q  Q  R  S  N  W  P  P  F  T  F  G
Germline    TATTACTGTCAGCAGCGTAGCAACTGGCCTCCATTCACTTTCGGC
TNVs        ...............................A............

            P  G  T  K  V  D  I  K  R
germline    CCTGGGACCAAAGTGGATATCAAACGT
TNVs        ........................
```

SEQ ID NO: 8
SEQ ID NO. 35

FIGURE 3

```
germline   MGFGLSWVFLVALLRGVQC                signal        SEQ ID NO. 32
TNVs       ...................

germline   QVQLVESGGGVVQPGRSLRLSCAASGFTFS                FR1   SEQ ID NO. 7
TNVs       ............................
TNV148(B)  ...........................I..

germline   SYAMH                                CDR1          SEQ ID NO. 1
TNVs       .....

germline   WVRQAPGKGLEWVA                  FR2               SEQ ID NO. 7
TNVs       .............
TNV148(B)  .......N......

germline   VISYDGSNKYYADSVKG                    CDR2          SEQ ID NO. 2
TNV14      I.L....S.K......D
TNV15      F.L......K.......
TNV148(B)  FM.......K.......
TNV196     F........KS......

germline   RFTISRDNSKNTLYLQMNSLRAEDTAVYYCAR    FR3           SEQ ID NO. 7
TNV14      ..............................
TNV15      ...........A..................
TNV148     ........P.....................
TNV148B    ..............................
TNV196     ...V.........F.............F....

germline   --------YYYYYGMDV
TNV14      DRGISAGGN........                   CDR3          SEQ ID NO. 3
TNV15      ...V....N........
TNV148(B)  ....A...N........
TNV196     ....G...N........

germline   WGQGTTVTVSS                         J6            SEQ ID NO. 7
TNVs       ...........
```

FIGURE 4

```
TNVs        MEAPAQLLFLLLLWLPDTTG                    signal   SEQ ID NO. 33

germline    EIVLTQSPATLSLSPGERATLSC                 FR1      SEQ ID NO. 8
TNVs        ......................

germline    RASQSVSSYLA                             CDR1     SEQ ID NO. 4
TNV14       ...........
TNV15       ...........
TNV148(B)   ......Y....
TNV196      ......Y....

germline    WYQQKPGQAPRLLIY                         FR2      SEQ ID NO. 8
TNVs        ...............

germline    DASNRAT                        CDR2             SEQ ID NO. 5
TNVs        .......

germline    GIPARFSGSGSGTDFTLTISSLEPEDFAVYYC        FR3      SEQ ID NO. 8
TNVs        ...............................

germline    QQRSNWPPFT                              CDR3     SEQ ID NO. 6
TNVs        ..........

germline    FGPGTKVDIK                              J3       SEQ ID NO. 8
TNVs        ..........
```

FIGURE 5

SEQUENCE LISTING

<110> Heavner, George A.
Giles-Komar, Jill
Shealy, David J.
Knight, David M.
Scallon, Bernard J.

<120> Anti-TNF Antibodies, Compositions,
Methods and Uses

<130> CEN0187USDIV7

<140> 12/270,191
<141> 2008-11-08

<150> 10/954,900
<151> 2004-09-30

<150> 09/920,137
<151> 2001-08-01

<150> 60/223,360
<151> 2000-08-07

<150> 60/236,826
<151> 2000-09-29

<160> 35

<170> FastSEQ for Windows Version 4.0

<210> 1
<211> 5
<212> PRT
<213> Homo sapiens

<400> 1
Ser Tyr Ala Met His
1 5

<210> 2
<211> 17
<212> PRT
<213> Homo sapiens

<220>
<221> VARIANT
<222> (1)...(1)
<223> Xaa1 may be Phe, Ile, or Val

<220>
<221> VARIANT
<222> (2)...(2)
<223> Xaa2 may be Met or Ile

<220>
<221> VARIANT
<222> (3)...(3)
<223> Xaa3 may be Ser or Leu

<220>
<221> VARIANT
<222> (8)...(8)
<223> Xaa8 may be Asn or Ser

<220>
<221> VARIANT
<222> (10)...(10)
<223> Xaa10 may be Lys or Tyr

<220>
<221> VARIANT
<222> (11)...(11)
<223> Xaa11 may be Tyr or Ser

<220>
<221> VARIANT
<222> (17)...(17)
<223> Xaa17 may be Gly or Asp

<400> 2
Xaa Xaa Xaa Tyr Asp Gly Ser Xaa Lys Xaa Xaa Ala Asp Ser Val Lys
1 5 10 15
Xaa

<210> 3
<211> 17
<212> PRT
<213> Homo sapiens

<220>
<221> VARIANT
<222> 4
<223> Xaa4 may be Ile or Val

<220>
<221> VARIANT
<222> 5
<223> Xaa5 may be Ala, Gly or Ser

<220>
<221> VARIANT
<222> 9
<223> Xaa9 may be Asn or Tyr

<400> 3
Asp Arg Gly Xaa Xaa Ala Gly Gly Xaa Tyr Tyr Tyr Tyr Gly Met Asp
1 5 10 15
Val

<210> 4
<211> 11
<212> PRT
<213> Homo sapiens

<220>
<221> VARIANT
<222> (7)...(7)
<223> Xaa7 may be Tyr or Ser

<400> 4
Arg Ala Ser Gln Ser Val Xaa Ser Tyr Leu Ala
1 5 10

<210> 5
<211> 7
<212> PRT
<213> Homo sapiens

<400> 5
Asp Ala Ser Asn Arg Ala Thr
1 5

<210> 6
<211> 10
<212> PRT
<213> Homo sapiens

<400> 6
Gln Gln Arg Ser Asn Trp Pro Pro Phe Thr
1 5 10

<210> 7
<211> 126
<212> PRT
<213> Homo sapiens

<400> 7
Gln Val Gln Leu Val Glu Ser Gly Gly Gly Val Val Gln Pro Gly Arg
1 5 10 15
Ser Leu Arg Leu Ser Cys Ala Ala Ser Gly Phe Ile Phe Ser Ser Tyr
20 25 30
Ala Met His Trp Val Arg Gln Ala Pro Gly Asn Gly Leu Glu Trp Val
35 40 45
Ala Phe Met Ser Tyr Asp Gly Ser Asn Lys Lys Tyr Ala Asp Ser Val
50 55 60
Lys Gly Arg Phe Thr Ile Ser Arg Asp Asn Ser Lys Asn Thr Leu Tyr
65 70 75 80
Leu Gln Met Asn Ser Leu Arg Ala Glu Asp Thr Ala Val Tyr Tyr Cys
85 90 95
Ala Arg Asp Arg Gly Ile Ala Ala Gly Gly Asn Tyr Tyr Tyr Tyr Gly
100 105 110
Met Asp Val Trp Gly Gln Gly Thr Thr Val Thr Val Ser Ser
115 120 125

<210> 8
<211> 108
<212> PRT

<213> Homo sapiens

<400> 8
Glu Ile Val Leu Thr Gln Ser Pro Ala Thr Leu Ser Leu Ser Pro Gly
1 5 10 15
Glu Arg Ala Thr Leu Ser Cys Arg Ala Ser Gln Ser Val Tyr Ser Tyr
20 25 30
Leu Ala Trp Tyr Gln Gln Lys Pro Gly Gln Ala Pro Arg Leu Leu Ile
35 40 45
Tyr Asp Ala Ser Asn Arg Ala Thr Gly Ile Pro Ala Arg Phe Ser Gly
50 55 60
Ser Gly Ser Gly Thr Asp Phe Thr Leu Thr Ile Ser Ser Leu Glu Pro
65 70 75 80
Glu Asp Phe Ala Val Tyr Tyr Cys Gln Gln Arg Ser Asn Trp Pro Pro
85 90 95
Phe Thr Phe Gly Pro Gly Thr Lys Val Asp Ile Lys
100 105

<210> 9
<211> 157
<212> PRT
<213> Homo sapiens

<400> 9
Val Arg Ser Ser Ser Arg Thr Pro Ser Asp Lys Pro Val Ala His Val
1 5 10 15
Val Ala Asn Pro Gln Ala Glu Gly Gln Leu Gln Trp Leu Asn Arg Arg
20 25 30
Ala Asn Ala Leu Leu Ala Asn Gly Val Glu Leu Arg Asp Asn Gln Leu
35 40 45
Val Val Pro Ser Glu Gly Leu Tyr Leu Ile Tyr Ser Gln Val Leu Phe
50 55 60
Lys Gly Gln Gly Cys Pro Ser Thr His Val Leu Leu Thr His Thr Ile
65 70 75 80
Ser Arg Ile Ala Val Ser Tyr Gln Thr Lys Val Asn Leu Leu Ser Ala
85 90 95
Ile Lys Ser Pro Cys Gln Arg Glu Thr Pro Glu Gly Ala Glu Ala Lys
100 105 110
Pro Trp Tyr Glu Pro Ile Tyr Leu Gly Gly Val Phe Gln Leu Glu Lys
115 120 125
Gly Asp Arg Leu Ser Ala Glu Ile Asn Arg Pro Asp Tyr Leu Asp Phe
130 135 140
Ala Glu Ser Gly Gln Val Tyr Phe Gly Ile Ile Ala Leu
145 150 155

<210> 10
<211> 18
<212> DNA
<213> Homo sapiens

<400> 10
ttggtccagt cggactgg 18

<210> 11
<211> 18
<212> DNA
<213> Homo sapiens

<400> 11
cacctgcact cggtgctt 18

<210> 12
<211> 30
<212> DNA
<213> Homo sapiens

<400> 12
cactgttttg agtgtgtacg ggcttaagtt 30

<210> 13
<211> 18
<212> DNA
<213> Homo sapiens

<400> 13
gccgcacgtg tggaaggg 18

<210> 14
<211> 25
<212> DNA
<213> Homo sapiens

<400> 14
agtcaaggtc ggactggctt aagtt 25

<210> 15
<211> 28
<212> DNA
<213> Homo sapiens

<400> 15
gttgtcccct ctcacaatct tcgaattt 28

<210> 16
<211> 18
<212> DNA
<213> Homo sapiens

<400> 16
ggcggtagac tactcgtc 18

<210> 17
<211> 7
<212> PRT
<213> Homo sapiens

<400> 17
Met Asp Trp Thr Trp Ser Ile

1 5

<210> 18
<211> 35
<212> DNA
<213> Homo sapiens

<400> 18
tttcgtacgc caccatggac tggacctgga gcatc 35

<210> 19
<211> 34
<212> DNA
<213> Homo sapiens

<400> 19
tttcgtacgc caccatgggg tttgggctga gctg 34

<210> 20
<211> 35
<212> DNA
<213> Homo sapiens

<400> 20
tttcgtacgc caccatggag tttgggctga gcatg 35

<210> 21
<211> 35
<212> DNA
<213> Homo sapiens

<400> 21
tttcgtacgc caccatgaaa cacctgtggt tcttc 35

<210> 22
<211> 35
<212> DNA
<213> Homo sapiens

<400> 22
tttcgtacgc caccatgggg tcaaccgcca tcctc 35

<210> 23
<211> 6
<212> PRT
<213> Homo sapiens

<400> 23
Thr Val Thr Val Ser Ser
1 5

<210> 24
<211> 36
<212> DNA
<213> Homo sapiens

<400> 24
gtgccagtgg cagaggagtc cattcaagct taagtt 36

<210> 25
<211> 5
<212> PRT
<213> Homo sapiens

<400> 25
Met Asp Met Arg Val
1 5

<210> 26
<211> 31
<212> DNA
<213> Homo sapiens

<400> 26
tttgtcgaca ccatggacat gagggtcctc c 31

<210> 27
<211> 28
<212> DNA
<213> Homo sapiens

<400> 27
tttgtcgaca ccatggaagc cccagctc 28

<210> 28
<211> 6
<212> PRT
<213> Homo sapiens

<400> 28
Thr Lys Val Asp Ile Lys
1 5

<210> 29
<211> 41
<212> DNA
<213> Homo sapiens

<400> 29
ctggtttcac ctatagtttg cattcagaat tcggcgcctt t 41

<210> 30

<211> 35
<212> DNA
<213> Homo sapiens

<400> 30
catctccaga gacaattcca agaacacgct gtatc 35

<210> 31
<211> 35
<212> DNA
<213> Homo sapiens

<400> 31
gatacagcgt gttcttggaa ttgtctctgg agatg 35

<210> 32
<211> 19
<212> PRT
<213> Homo sapiens

<400> 32
Met Gly Phe Gly Leu Ser Trp Val Phe Leu Val Ala Leu Leu Arg Gly
1 5 10 15
Val Gln Cys

<210> 33
<211> 20
<212> PRT
<213> Homo sapiens

<400> 33
Met Glu Ala Pro Ala Gln Leu Leu Phe Leu Leu Leu Leu Trp Leu Pro
1 5 10 15
Asp Thr Thr Gly
20

<210> 34
<211> 428
<212> DNA
<213> Homo sapiens

<400> 34
atggggtttg ggctgagctg ggttttcctc gttgctcttt taagaggtgt ccagtgtcag 60
gtgcagctgg tggagtctgg gggaggcgtg gtccagcctg ggaggtccct gagactctcc 120
tgtgcagcct ctggttcacc ttcagtagct atgctatgca ctgggtccgc caggctccgg 180
caaggggctg gagtgggtgg cagttatatc atatgatgga aaataaatac tacgcagact 240
ccgtgaaggg ccgattcacc atctagagac aattccaaga acacgctgta tctgcaaatg 300
aacagccaga gctgaggaca cggctgtgta ttactgtgcg agagatcgag gtatatcagc 360
aggtggaata ctactactac tacggtatgg acgtctgggg gcaagggacc acggtcaccg 420
tctcctca 428

<210> 35
<211> 387

<212> DNA
<213> Homo sapiens

<400> 35
atggaagccc cagctcagct tctcttcctc ctgctactct ggctcccaga taccaccgga 60
gaaattgtgt tgacacagtc tccagccacc ctgtctttgt ctccagggga aagagccacc 120
ctctcctgca gggccagtca gakwgttagc agctacttag cctggtacca acagaaacct 180
ggccaggctc ccaggctcct catctatgat gcatccaaca gggccactgg catcccagcc 240
aggttcagtg gcagtgggtc tgggacagac ttcactctca ccatcagcag cctagagcct 300
gaagattttg cagtttatta ctgtcagcag cgtagcaact ggcctccatt cactttcggc 360
cctgggacca aagtggatat caaacgt 387

PUBLICATION U/R 84[3] IN RESPECT OF APPLICATION FOR RESTORATION OF PATENTS (KOLKATA)

Notice is hereby given that any person interested in opposing the following applications for Restoration of Patents under Section 60 of the Patent Act, 1970, may at any time within 2 months from the date of publication of this notice, give notice to the Controller of Patents at the appropriate office on the prescribed Form 14 under rule 85 of the Patents Rules, 2003.

Patent No.	Applicants	Title	Date of Cessation	Appropriate Office
241062	PIOOSCRIPT LTD, LLP	DNA-BASED PLASMID FORMULATIONS AND VACCINES AND PROPHYLACTICS CONTAINING THE SAME	**03/11/2011**	KOLKATA
226452	TRUTZSCHLER GMBH & CO. KG.	CARD TOP BAR FOR A CARDING MACHINE, HAVING A CARRYING MEMBER AND A CLOTHING PORTION	03/06/2012	KOLKATA

Publication Under Section 43(2) in Respect of the Grant

Following Patents have been granted and any person interested in opposing these patents under Section 25(2) may at any time within one year from the date of this issue, give notice to the Controller of Patents at the appropriate office, on the prescribed form-7 along with written statement and evidence, if any.

Serial Number	Patent Number	Application Number	Date of Application	Date of Priority	Title of Invention	Name of Patentee	Date of Publication of Abstract u/s 11(A)	Appropriate Office
1	260578	1823/DEL/2006	14/08/2006		BENZOPHENONE LINKED PYRROLO [2,1-C][1,4]BENZODIAZEPINE HYBRIDS AND A PROCESS FOR THE PREPARATION THEREOF	COUNCIL OF SCIENTIFIC & INDUSTRIAL RESEARCH	04/04/2008	DELHI
2	260579	6272/DELNP/2007	10/03/2004	10/03/2003	A CASH DISPENSING AUTOMATED BANKING MACHINE WITH DEPOSIT HOLDING CONTAINER	DIEBOLD, INCORPORATED,	31/08/2007	DELHI
3	260581	3942/DELNP/2007	29/11/2005	02/12/2004	METHOD FOR PRODUCING ANNELATED PIPERAZIN-2-ONE DERIVATIVES AND INTERMEDIATES OF SAID METHOD	BOEHRINGER INGELHEIM INTERNATIONAL GMBH	31/08/2007	DELHI
4	260582	6330/DELNP/2006	22/04/2005	28/04/2004	APPARATUS CONFIGURED TO COMMUNICATE WITH A PACKET NETWORK	NOKIA CORPORATION	31/08/2007	DELHI
5	260583	3905/DELNP/2008	16/11/2006	17/11/2005	A METHOD FOR PRODUCING A STABLE OF PAPS	YAMASA CORPORATION	29/08/2008	DELHI
6	260584	2198/DELNP/2009	30/10/2007	09/11/2006	PROCESS FOR HEATING A STREAM FOR A HYDROCARBON CONVERSION PROCESS	UOP LLC	20/08/2010	DELHI
7	260585	4822/DELNP/2007	09/12/2005	22/12/2004	POLYCARBONATE OBTAINED AFTER THE CONTINUOUS PHASE BOUNDARY METHOD	BAYER MATERIALSCIENCE AG	17/08/2007	DELHI
8	260586	2630/DEL/2005	30/09/2005		A COST-EFFECTIVE PROCESS FOR PREPARATION OF SOLAR SALT HAVING HIGH PURITY WHITENESS	COUNCIL OF SCIENTIFIC & INDUSTRIAL RESEARCH	31/07/2009	DELHI

9	260587	1729/DELNP/2007	23/08/2005	23/08/2004	PEPTIDE INHIBITORS FOR MEDIATING STRESS RESPONSES	YEDA RESEARCH AND DEVELOPMENT CO.LTD.	24/08/2007	DELHI
10	260590	1088/DELNP/2006	01/03/2004	06/09/2003	METHODS AND SYSTEMS FOR SPECIAL CALL HANDLING	INTRADO, INC.	13/07/2007	DELHI
11	260591	2992/DELNP/2007	26/10/2004	26/10/2004	ISOMERIZATION CATALYST AND PROCESS	UOP LLC	17/08/2007	DELHI
12	260592	3227/DELNP/2007	29/09/2005	29/09/2004	A METHOD OF OBTAINING SOYBEAN GERMPLASM.	MONSANTO TECHNOLOGY LLC.	31/08/2007	DELHI
13	260594	1383/DELNP/2006	04/08/2004	14/08/2003	METHOD FOR CENTRALIZED MANAGEMENT OF AN INFINIBAND DISTRIBUTED SYSTEM AREA NETWORK	INERNATIONAL BUSINESS MACHINES CORPORATION	10/08/2007	DELHI
14	260596	6915/DELNP/2006	04/05/2005	07/05/2004	PACKET RADIO SYSTEM USING A HYBIRD AUTOMATIC REPEAT REQUEST (HARQ) AND A CONTROLLER AND USER TERMINAL FOR SAID SYSTEM	NOKIA CORPORATION	31/08/2007	DELHI
15	260599	4252/DELNP/2007	04/11/2005	12/11/2004	A METHOD FOR IDENTIFYING A TRANSMISSION MODE FOR A COMMUNICATION SIGNAL	NOKIA CORPORATION	10/08/2007	DELHI
16	260601	2190/DELNP/2004	29/01/2003	12/02/2002	ADHESIVE COATED THIN FILM LABEL.	SPEAR U.S.A., L.L.C.	13/11/2009	DELHI
17	260602	2461/DELNP/2007	15/09/2005	15/09/2004	ANGIOGENIC AGENT COMPRISING AT LEAST ONE OF A THYROID HORMONE AND ANALOG THEREOF	ORDWAY RESEARCH INSTITUTE,ALBANY COLLEGE OF PHARMACY	03/08/2007	DELHI
18	260604	3197/DELNP/2007	02/12/2004	19/10/2004	PROCESS FOR THE ESTERIFICATION OF A CARBOTHIOIC ACID	HOVIONE INTER LTD	31/08/2007	DELHI
19	260605	1802/DELNP/2004	15/04/2003	17/04/2002	A METHOD OF ALLOCATIING USERS IN A MULTI-ACCESS COMMUNICATIONS SYSTEMS	TELEFONAKTIEBOLAGET LM ERICSSON (PUBL)	30/03/2007	DELHI
20	260606	1844/DELNP/2005	21/07/2004	23/10/2003	COMPOSTING DESKTOP WINDOW MANAGER	MICROSOFT CORPORATION	09/10/2009	DELHI

21	260608	2604/DELNP/2007	03/10/2005	19/10/2004	METHOD AND DEVICE FOR NOTIFYING A USER OF AN EVENT	NOKIA CORPORATION	03/08/2007	DELHI
22	260609	4610/DELNP/2007	23/12/2005	27/12/2004	A PROTEINACEOUS MOLECULE, COMPLEX AND A COMPOSITION COMPRISING SAID MOLECULE AND METHOD FOR FORMING THE SAME	BAXTER INTERNATIONAL INC.,BAXTER HEALTHCARE S.A.	31/08/2007	DELHI
23	260611	779/DEL/2006	22/03/2006 12:16:40		A BIODEGRADABLE LUBRICANT COMPOSITION FOR TWO-STROKE ENGINE	COUNCIL OF SCIENTIFIC & INDISTRIAL RESEARCH	30/03/2012	DELHI
24	260613	456/DEL/2005	02/03/2005	15/04/2004	KEY FRAMING OF ANIMATION OBJECT AND ATTRIBUTE	MICROSOFT CORPORATION	08/12/2006	DELHI
25	260614	2736/DEL/2007	27/12/2007	31/01/2007	AN OIL FILM BEARING FOR ROTATABLY SUPPORTING THE NECK OF A ROLL IN A ROLLING MILL	SIEMENS INDUSTRY INC.	05/09/2008	DELHI
26	260617	8834/DELNP/2007	19/05/2006	19/05/2005	PROCESS FOR THE SEPARATION OF GLUTEN AND STARCH FROM WHEAT FLOUR	CARGILL INC.	27/06/2008	DELHI
27	260619	6233/DELNP/2007	15/02/2006	16/02/2005	POLY-EPITOPE PEPTIDE DERVIED FROM THYMIDYLATE SYNTHASE HAVING IMMUNOLOGICAL AND ANTI-TUMOUR ACTIVITY	UNIVERSITA DEGLI STUDI DI SIENA	31/08/2007	DELHI
28	260622	4658/DELNP/2007	07/11/2005	29/11/2004	ENZYMATIC HYDROLYSIS OF BIOMASS HAVING A HIGH DRY MATTER (DM) CONTENT	INBICON A/S,.	17/08/2007	DELHI
29	260624	4006/DELNP/2007	29/11/2005	29/11/2004	SYSTEM AND METHOD FOR SERVICE ACTIVATION IN A MOBILE NETWORK	RESEARCH IN MOTION LIMITED	10/08/2007	DELHI
30	260626	2684/DEL/2006	15/12/2006 12:19:41		A PROCESS FOR PREPARATION OF READY-TO-EAT PUFFED (EXPANDED) PRODUCT FROM MINOR CEREALS	COUNCIL OF SCIENTIFIC & INDUSTRIAL RESEARCH	05/09/2008	DELHI

31	260629	2427/DELNP/2006	04/11/2004	04/11/2003	RFID TAG WITH ENHANCED READABILITY	AVERY DENNISON CORPORATION	03/08/2007	DELHI
32	260630	3821/DELNP/2007	14/11/2005	24/11/2004	A METHOD OF MAKING A SCRATCH RESISTANCE COATED ARTICLE AND SCRATCH RESISTANT COATED ARTICLE	GUARDIAN INDUSTRIES CORP.	31/08/2007	DELHI
33	260632	1884/DEL/2007	06/09/2007	11/09/2006	AN INFORMATION PROCESSING APPARATUS	SONY CORPORATION	29/08/2008	DELHI
34	260633	1138/DEL/2006	08/05/2006		SYSTEM TO INSTANTLY GENERATE AN ONLINE IMAGE OF A DOCUMENT FROM MULTIPLE IMAGES CAPTURED THROUGH A CAMERA EQUPPED MOBILE DEVICE	NEWGEN SOFTWARE TECHNOLOGIES LIMITED	23/11/2007	DELHI
35	260636	3015/DELNP/2006	07/09/2005	15/10/2004	A SYSTEM AND METHOD FOR TRANSPORTING A CRYOGENIC FLUID BETWEEN A FLOATING VESSEL AND A SECOND LOCATION	EXXONMOBIL UPSTREAM RESEARCH COMPANY	24/08/2007	DELHI
36	260638	2583/DELNP/2009	17/10/2007	19/10/2006	LONG-TERM FEED-CANCER PATIENT	NESTEC S.A	02/07/2010	DELHI
37	260640	1339/DELNP/2006	27/08/2004	28/08/2003	MULTITHREADED MECROPROCESSOR	MIPS TECHNOLOGIES, INC.	13/07/2007	DELHI
38	260642	609/DELNP/2007	15/07/2005	16/07/2004	A METHOD OF ESTIMATING AND TRACKING A CHANNEL OF A WIRELESS ORTHOGONAL FREQUENCY DIVISION MODULATION (OFDM) COMMUNICATION SYSTEM	QUALCOMM INCORPORATED	17/08/2007	DELHI
39	260643	170/DEL/2004	06/02/2004	13/02/2003	METHOD FOR LINKING ELEMENTS OF A DOCUMENT TO CORRESPONDING FIELDS, QUERIES, AND/OR PROCEDURES IN A DATABASE	MICROSOFT CORPORATION	03/03/2006	DELHI

40	260644	8944/DELNP/2007	12/06/2006	16/06/2005	HAIR CONDITIONING COMPOSITION COMPRISING SILICONE POLYMERS CONTAINING QUATERNARY GROUPS	THE PROCTER & GAMBLE COMPANY	21/12/2007	DELHI
41	260645	7957/DELNP/2008	05/03/2007	03/03/2006	CATALYTIC PROCESS FOR DEEP OXIDATIVE DESULFURIZATION OF LIQUID TRANSPORTATION FUELS	SAUDI ARABIAN OIL COMPANY,CHANCELLOR, MASTERS AND SCHOLARS OF THE UNIVERSITY OF OXFORD	21/11/2008	DELHI
42	260646	9463/DELNP/2008	24/04/2007	12/11/2008	A MULTI-LAYER COATING	TECHNICAL UNIVERSITY OF DENMARK	12/06/2009	DELHI
43	260647	8629/DELNP/2007	15/05/2006	14/06/2005	METHOD OF POLYMERIZING OLEFINS	UNIVATION TECHNOLOGIES, LLC	14/12/2007	DELHI
44	260648	3770/DELNP/2007	02/11/2005	02/11/2004	METHOD FOR MAKING A COMPOSITE ELECTRODE MATERIAL	T/J TECHNOLOGIES, INC.	31/08/2007	DELHI
45	260649	247/DEL/2008	29/01/2008 15:21:25	09/02/2007	METHOD OF PRODUCING XYLITOL USING HYDROLYSATE CONTAINING XYLOSE AND ARABINOSE PREPARED FROM BYPRODUCT OF TROPICAL FRUIT BIOMASS	CJ CHEILJEDANG CORPORATION	05/09/2008	DELHI
46	260650	6214/DELNP/2007	31/01/2006	02/02/2005	AQUEOUS SURFACE TREATING AGENT FOR METAL MATERIAL, SURFACE TREATING METHOD AND SURFACE-TREATED METAL MATERIAL	NIHON PARKERIZING CO.,LTD.	31/08/2007	DELHI
47	260651	1387/DELNP/2004	24/10/2002	24/10/2001	DATA PROCESSING SYSTEM AND METHOD	ACCENTURE GLOBAL SERVICES GMBH	08/01/2010	DELHI
48	260653	351/DEL/2005	18/02/2005	01/03/2004	SYSTEM FOR FACILITATING DATA HANDLING	MICROSOFT CORPORATION	19/06/2009	DELHI
49	260654	41/DELNP/2005	11/07/2003	16/07/2002	A MACHINING DATA GENERATOR FOR GENERATING MACHINING DATA FOR SHAPING AN EXTERNAL SHAPE OF A PISTON	HOWA MACHINERY, LTD.	14/11/2008	DELHI

50	260656	8893/DELNP/2007	20/04/2006	20/04/2005	DEVICE FOR RAPID DETECTION AND IDENTIFICATION OF SINGLE MICROOGANISMS WITHOUT PRELIMINARY GROWTH	NANOLOGIX INC.	27/06/2008	DELHI

Publication Under Section 43(2) in Respect of the Grant

Following Patents have been granted and any person interested in opposing these patents under Section 25(2) may at any time within one year from the date of this issue, give notice to the Controller of Patents at the appropriate office, on the prescribed form-7 along with written statement and evidence, if any.

Serial Number	Patent Number	Application Number	Date of Application	Date of Priority	Title of Invention	Name of Patentee	Date of Publication of Abstract u/s 11(A)	Appropriate Office
1	202768	IN/PCT/2002/01791/MUM	22/05/2001	23/05/2000	MICROSPHERES AND METHOD OF PREPARATION THEREOF	MAINELAB	08/05/2004	MUMBAI
2	260588	1789/MUMNP/2008	09/03/2007	09/03/2006	SYSTEM AND METHOD FOR MULTI-NETWORK COVERAGE	QUALCOMM INCORPORATED	19/12/2008	MUMBAI
3	260589	749/MUMNP/2008	12/10/2006	12/10/2005	USER TERMINAL-INITIATED HARD HANDOFF FROM A WIRELESS LOCAL AREA NETWORK TO A CELLULAR NETWORK	QUALCOMM INCORPORATED	05/09/2008	MUMBAI
4	260595	2089/MUMNP/2008	20/04/2007	20/04/2006	ORTHOGONAL RESOURCE REUSE WITH SDMA BEAMS	QUALCOMM INCORPORATED	26/06/2009	MUMBAI
5	260597	1003/MUMNP/2008	01/12/2006	02/12/2005	A METHOD OF ALIGNING TWO PERIODIC SPEECH WAVEFORMS FOR ENCODING THE WAVEFORMS AND AN APPARATUS THEREOF	QUALCOMM INCORPORATED	12/09/2008	MUMBAI
6	260598	2109/MUM/2008	30/09/2008 16:53:16	22/02/2008	DEVELOPER CARTRIDGE, DEVELOPING DEVICE AND IMAGE FORMING APPARATUS HAVING THE SAME	SAMSUNG ELECTRONICS CO., LTD.	07/11/2008	MUMBAI
7	260600	2110/MUM/2008	30/09/2008 16:53:16	22/02/2008	MEMORY, TONER CARTRIDGE, DEVELOPING DEVICE, AND IMAGE FORMING APPARATUS HAVING THE SAME	SAMSUNG ELECTRONICS CO., LTD.	31/10/2008	MUMBAI
8	260603	46/MUMNP/2007	29/07/2004	29/07/2004	LAWFUL INTERCEPTION OF LOCATION BASED SERVICE TRAFFIC	TELEFONAKTIEBOLAGET L M ERICSSON (PUBL)	17/08/2007	MUMBAI

9	260607	328/MUMNP/2008	31/07/2006	02/08/2005	AN INTEGRATED CIRCUIT,AN AMPLIFIER AND A RECEIVER FOR A WIRELESS DEVICE	QUALCOMM INCORPORATED	07/03/2008	MUMBAI
10	260612	771/MUMNP/2007	05/12/2005	23/12/2004	NITRIDE SEMICONDUCTOR LIGHT EMITTING DEVICE AND FABRICATION METHOD THEREOF	LG INNOTEK CO., LTD	20/07/2007	MUMBAI
11	260625	705/MUMNP/2007	05/12/2005	23/12/2004	NITRIDE SEMICONDUCTOR LIGHT EMITTING DEVICE AND FABRICATION METHOD THEREOF	LG INNOTEK CO., LTD	03/08/2007	MUMBAI

Publication Under Section 43(2) in Respect of the Grant

Following Patents have been granted and any person interested in opposing these patents under Section 25(2) may at any time within one year from the date of this issue, give notice to the Controller of Patents at the appropriate office, on the prescribed form-7 along with written statement and evidence, if any.

Serial Number	Patent Number	Application Number	Date of Application	Date of Priority	Title of Invention	Name of Patentee	Date of Publication of Abstract u/s 11(A)	Appropriate Office
1	260576	3682/CHENP/2007	02/12/2005	24/02/2005	TRANSCEIVER WITH ADJUSTABLE TERMINAL NETWORK FOR A CONTROL DEVICE	VOLKSWAGEN AKTIENGESELLSCHAFT	16/11/2007	CHENNAI
2	260577	4999/CHENP/2008	20/02/2007	21/02/2006	METHOD AND APPARATUS FOR SUPPORTING OFDM AND CDMA SCHEMES	QUALCOMM INCORPORATED	13/03/2009	CHENNAI
3	260580	986/CHENP/2009	22/08/2007	22/08/2006	DESIGN AND SELECTION OF GENETIC TARGETS FOR SEQUENCE RESOLVED ORGANISM DETECTION AND IDENTIFICATION	THE GOVERNMENT OF THE UNITED STATES OF AMERICA	29/05/2009	CHENNAI
4	260593	2997/CHENP/2007	06/01/2006	06/01/2005	FORMULATION AND SUPPLEMENTED MATRIX FOR THE REPAIR OF BONE FRACTURES	BAXTER INTERNATIONAL INC.,BAXTER HEALTHCARE S.A	07/09/2007	CHENNAI
5	260610	1954/CHENP/2007	01/11/2005	08/11/2004	HIGH MODULUS, NONCONDUCTIVE ADHESIVE BASED ON POLYURETHANE PREPOLYMERS USEFUL FOR INSTALLING VEHICLE WINDOWS	DOW GLOBAL TECHNOLOGIES , LLC	31/08/2007	CHENNAI
6	260615	4093/CHENP/2007	16/02/2006	17/02/2005	PROCESS FOR ISOLATING ENANTIOMERS OF CHRYSANTHEMIC ACID	ENDURA S.P.A	16/11/2007	CHENNAI
7	260616	3071/CHE/2008	05/12/2008 16:16:40	12/12/2007	CONSTRAINING STRUCTURE FOR SLIDING DOOR OF VEHICLE	SUZUKI MOTOR CORPORATION	21/08/2009	CHENNAI
8	260618	2967/CHENP/2004	20/06/2003	04/07/2002	METHOD AND SYSTEM FOR CONTROLLING AN AMBIENT LIGHT	KONINKLIJKE PHILIPS ELECTRONICS N.V.	17/02/2006	CHENNAI
9	260620	2862/CHENP/2004	17/06/2003	21/06/2002	DISPLAY CELL, IN PARTICULAR LIQUID CRYSTAL CELL, OR PHOTOVOLTAIC CELL COMPRISING MEANS FOR CONNECTION TO AN ELECTRONIC CONTROL CIRCUIT	ASULAB, S.A.	17/02/2006	CHENNAI

10	260627	2370/CHENP/2006	12/01/2004	29/12/2003	SILICON FEEDSTOCK FOR WAFERS FOR SOLAR CELLS	ELKEM AS	06/07/2007	CHENNAI
11	260639	3466/CHENP/2006	31/01/2005	23/02/2004	A SOLUTION OF METAL-POLYMER CHELATE(S) AND APPLICATIONS THEREOF	ZHANG ,CAITTENG	15/06/2007	CHENNAI
12	260652	3170/CHENP/2007	21/12/2005	18/01/2005	PREPARATION OF LACTAMS	INVISTA TECHNOLOGIES S.A.R.L.	07/09/2007	CHENNAI

Publication Under Section 43(2) in Respect of the Grant

Following Patents have been granted and any person interested in opposing these patents under Section 25(2) may at any time within one year from the date of this issue, give notice to the Controller of Patents at the appropriate office, on the prescribed form-7 along with written statement and evidence, if any.

Serial Number	Patent Number	Application Number	Date of Application	Date of Priority	Title of Invention	Name of Patentee	Date of Publication of Abstract u/s 11(A)	Appropriate Office
1	260621	441/KOL/2008	05/03/2008	03/05/2007	METHOD TO CONTROL OPERATION OF A HYBRID POWERTRAIN TO STOP AN INTERNAL COMBUSTION ENGINE	GM GLOBAL TECHNOLOGY OPERATIONS, INC.	17/04/2009	KOLKATA
2	260623	430/KOL/2008	04/03/2008	23/04/2007	SYSTEM FOR CONTROLLING FUEL INJECTORS	GM GLOBAL TECHNOLOGY OPERATIONS, INC.	07/11/2008	KOLKATA
3	260628	470/KOL/2008	06/03/2008	11/05/2007	A POWERTRAIN CONTROLLER AND A METHOD TO POWERTRAIN CONTROL THROUGH GEAR SELECTION AND THROTTLE CONTROL	GM GLOBAL TECHNOLOGY OPERATIONS, INC.	17/04/2009	KOLKATA
4	260631	3164/KOLNP/2006	01/04/2005	28/04/2004	METHOD AND DEVICE FOR THE CONTINUOUSLY CONTROLLED DISCHARGE OF SOLIDS	MASCHINENFABRIK GUSTAV EIRICH GMBH & CO.KG	08/06/2007	KOLKATA
5	260634	1066/KOL/2005	24/11/2005	20/05/2005	SENSOR FOR HERMETIC COMPRESSOR	EMERSON CLIMATE TECHNOLOGIES, INC.	10/08/2007	KOLKATA
6	260635	424/KOL/2008	04/03/2008	06/04/2007	AN IMPROVED MULTISPEED POWER TRANSMISSION	GM GLOBAL TECHNOLOGY OPERATIONS, INC.	17/10/2008	KOLKATA
7	260637	446/KOL/2008	05/03/2008	19/04/2007	A MULTIPLE SPEED TRANSMISSION	GM GLOBAL TECHNOLOGY OPERATIONS, INC.	07/11/2008	KOLKATA
8	260641	462/KOL/2008	06/03/2008	15/05/2007	A SYSTEM AND A METHOD TO CONTROL REGENERATION OF PARTICULATE FILTER	GM GLOBAL TECHNOLOGY OPERATIONS, INC.	17/04/2009	KOLKATA
9	260655	1637/KOLNP/2008	27/09/2005	27/09/2005	A METHOD OF CONTROLLING AN ELECTRIC KETTLE	CRASTAL TECHNOLOGY (SHENZHEN) CO., LTD.	26/12/2008	KOLKATA
10	260657	3559/KOLNP/2007	21/03/2006	23/03/2005	FERMENTATION PROCESS FOR THE PRODUCTION OF DIPHTHERIA TOXIN	GLAXOSMITHKLINE BIOLOGICALS S.A.	13/06/2008	KOLKATA
11	260658	1446/KOL/2007	23/10/2007		A METHOD OF ASSESSMENT OF CLEANLINESS LEVEL OF CONTINUOUSLY CAST STEEL BY AN AUTOMATIC ULTRASONIC IMMERSION C-SCAN IMAGE ANALYSIS	TATA STEEL LIMITED	08/05/2009	KOLKATA

CONTINUED TO PART-3

CONTINUED FROM PART- 2

INTRODUCTION

In view of the recent amendment made in the Designs (Amendment) Rules, 2008 with effect from 17/06/2008, Publication of the matter relating to Designs is being published in the Official Journal of The Patent Office. This Journal is being published on weekly basis on every Friday covering the various proceedings on Designs as required according to the provisions of under Rule 22, 25, 27 and 39 of the Design (Amendment) Rules, 2008. All the enquiries on this Official Journal and other information as required by the public should be addressed to the Controller General of Patents, Designs & Trade Marks. Suggestions and comments are requested from all quarters so that the content can be enriched.

COPYRIGHT PUBLICATION

SL NO	CASE NUMBERS	RENEWED ON
1.	196837	05.05.2014
2.	205072	05.05.2014
3.	205073	05.05.2014
4.	237662	05.05.2014
5.	197380	05.05.2014
6.	197379	05.05.2014
7.	197378	05.05.2014
8.	196269	05.05.2014
9.	194330	05.05.2014
10.	194848	05.05.2014
11.	194329	05.05.2014
12.	194328	05.05.2014
13.	196224	05.05.2014
14.	190378	05.05.2014
15.	190799	05.05.2014

REGISTRATION OF DESIGNS

The following designs have been registered. They are now open for public inspection. In the following each entry the Date of Registration is shown. The Priority Number, Priority Date and Priority Country are also shown

DESIGN NUMBER	249990
CLASS	21-01
1)GRAVITY BOARD GAMES APS, STÅRUPVEJ 15, ØSTRE HØJBY, 4573 HØJBY, DENMARK	
DATE OF REGISTRATION	07/12/2012
TITLE	GAMEBOARD

PRIORITY

PRIORITY NUMBER	DATE	COUNTRY
002053991 - 0002	07/06/2012	OHIM



DESIGN NUMBER	249685
CLASS	12-05
1)KONE CORPORATION, A COMPANY ORGANIZED AND EXISTING UNDER THE LAWS OF FINLAND, OF THE ADDRESS KARTANONTIE 1, 00330 HELSINKI, FINLAND	
DATE OF REGISTRATION	26/11/2012
TITLE	DECORATIVE FILM USED FOR ESCALATORS, LIFTS AND MOVING WALKWAYS

PRIORITY

PRIORITY NUMBER	DATE	COUNTRY
002053827-0004	07/06/2012	EUROPEAN UNION

DESIGN NUMBER	254005
CLASS	19-06
1) PRIVÉE A.G. KABUSHIKI KAISHA (ALSO TRADING AS PRIVÉE A.G. CORPORATION), A CORPORATION DULY ORGANIZED AND EXISTING UNDER THE LAWS OF JAPAN OF 6-10-1, ROPPONGI, MINATO-KU, TOKYO 106-6117, JAPAN, MANUFACTURERS & MERCHANTS	
DATE OF REGISTRATION	21/05/2013
TITLE	CRAYON

PRIORITY

PRIORITY NUMBER	DATE	COUNTRY
2012-28935	27/11/2012	JAPAN



DESIGN NUMBER	255719
CLASS	09-07
1)GREIF INTERNATIONAL HOLDING BV, A DUTCH COMPANY OF BERGSEWEG 6, VREELAND 3633AK, NETHERLANDS	
DATE OF REGISTRATION	08/08/2013
TITLE	PRESS-IN INSERT FOR A CONTAINER

PRIORITY

PRIORITY NUMBER	DATE	COUNTRY
29/446,451	23/02/2013	U.S.A.

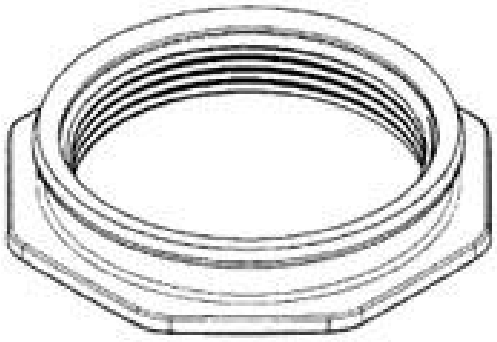

DESIGN NUMBER	252836
CLASS	15-99
1)COUNCIL OF SCIENTIFIC AND INDUSTRIAL RESEARCH, RAFI MARG, NEW DELHI-110001, INDIA, AN INDIAN REGISTERED BODY INCORPORATED UNDER THE REGISTRATION OF SOCIETIES ACT (ACT XXI OF 1860)	
DATE OF REGISTRATION	03/04/2013
TITLE	ALL TERRINE MOBILE ROBOT

PRIORITY NA

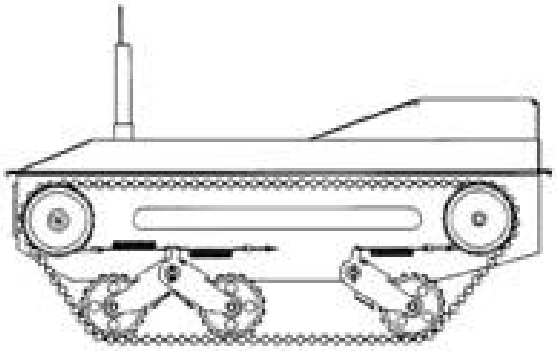

DESIGN NUMBER	254251
CLASS	23-01
1)HANSGROHE SE, OF AUESTR. 5-9, D-77761 SCHILTACH, GERMANY, A GERMAN COMPANY	
DATE OF REGISTRATION	03/06/2013
TITLE	SANITARY FAUCET

PRIORITY

PRIORITY NUMBER	DATE	COUNTRY
001354435-0001	11/12/2012	OHIM

DESIGN NUMBER	255182
CLASS	09-01

1)GODREJ CONSUMER PRODUCTS LIMITED, AN INDIAN COMPANY WHOSE ADDRESS IS
PIROJSHANAGAR, EASTERN EXPRESS HIGHWAY, VIKHROLI EAST, MUMBAI-400079, MAHARASHTRA, AN INDIAN COMPANY

DATE OF REGISTRATION	11/07/2013
TITLE	BOTTLE FOR COSMETICS

PRIORITY NA

DESIGN NUMBER	240408
CLASS	13-03

1)SUMITOMO WIRING SYSTEMS LTD.,
1-14, NISHISUEHIRO-CHO, YOKKAICHI-SHI, MIE-KEN 510-8503, JAPAN

DATE OF REGISTRATION	24/10/2011
TITLE	ELECTRICAL CONNECTOR HOUSING

PRIORITY

PRIORITY NUMBER	DATE	COUNTRY
2011-009680	26/04/2011	JAPAN

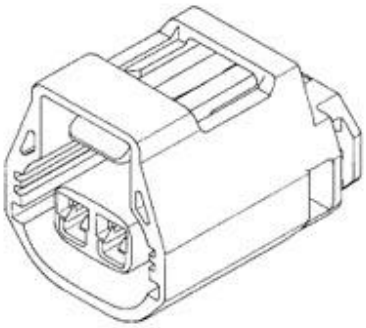

DESIGN NUMBER	255007
CLASS	16-01

1)SAMSUNG ELECTRONICS CO., LTD.
129, SAMSUNG-RO, YEONGTONG-GU, SUWON-SI, GYEONGGI-DO, 443-742, REPUBLIC OF KOREA, A COMPANY OF REPUBLIC OF KOREA

DATE OF REGISTRATION	04/07/2013
TITLE	CAMERA

PRIORITY

PRIORITY NUMBER	DATE	COUNTRY
30-2013-0000745	05/01/2013	REPUBLIC OF KOREA

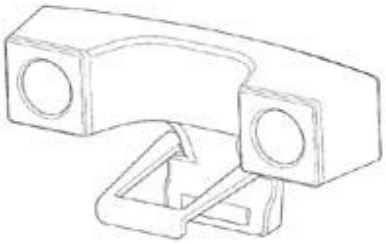

DESIGN NUMBER	253717	
CLASS	09-01	
1)SAVERGLASS, A FRENCH COMPANY OF 3 RUE DE LA GARE, 60960 FEUQUIERES, FRANCE		
DATE OF REGISTRATION	08/05/2013	
TITLE	BOTTLE	

PRIORITY

PRIORITY NUMBER	DATE	COUNTRY
002139089-0001	20/11/2012	OHIM

DESIGN NUMBER	255687	
CLASS	09-04	
1)ALKON PLASTICS PVT. LTD., 801, 8TH FLOOR, EMBASSY CHAMBERS, 3RD ROAD, KHAR (WEST), MUMBAI: 400 052. (INDIA) INDIAN NATIONAL A PVT. LIMITED COMPANY INCORPORATED UNDER THE INDIAN COMPANIES ACT, OF ABOVE ADDRESS		
DATE OF REGISTRATION	06/08/2013	
TITLE	NESTING BINS	
PRIORITY NA		

DESIGN NUMBER	255799	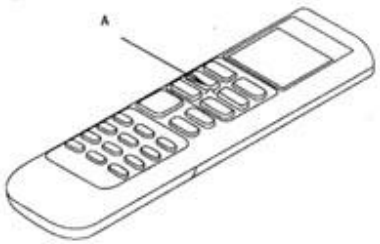
CLASS	14-03	
1)DAIKIN INDUSTRIES LTD. A JAPANESE COMPANY OF THE ADDRESS: UMEDA CENTER BUILDING, 4-12 NAKAZAKI-NISHI 2-CHOME, KITA-KU, OSAKA-SHI, OSAKA-FU, JAPAN		
DATE OF REGISTRATION	13/08/2013	
TITLE	REMOTE CONTROL FOR AIR CONDITIONER	
PRIORITY NA		

DESIGN NUMBER	256736	
CLASS	06-06	
1)WIPRO ENTERPRISES LIMITED, A COMPANY REGISTERED UNDER THE COMPANIES ACT 1956 HAVING ITS REGISTERED OFFICE AT #134, DODDAKANNELLI, SARJAPUR ROAD, BANGALORE-560035, KARNATAKA, INDIA; NATIONALITY : INDIAN		
DATE OF REGISTRATION	24/09/2013	
TITLE	CLASSROOM DESK CUM CHAIR	
PRIORITY NA		

DESIGN NUMBER	253225	
CLASS	13-02	
1)ZHANGZHOU HUAWEI POWER SUPPLY TECHNOLOGY CO., LTD. HAVING PLACE OF BUSINESS AT INDUSTRIAL CONCENTRATION DISTRICT, LIEYU TOWN, YUNXIAO COUNTY, ZHANGZHOU CITY, FUJIAN PROVINCE, CHINA		
DATE OF REGISTRATION	18/04/2013	
TITLE	DIGITAL DISPLAY BATTERY	
PRIORITY		

PRIORITY NUMBER	DATE	COUNTRY
201330016457.8	21/01/2013	CHINA

DESIGN NUMBER	254115	
CLASS	15-99	
1)M/S MEGHA STEEL INDUSTRIES, FOCAL POINT EXTN, NEAR PHASE-VII, DHANDARI KHURD, LUDHIANA-141010 (PUNJAB) INDIA AN INDIAN PROPRIETORSHIP FIRM WHOSE PROPRIETOR IS :- KULDIP SINGLA BEING INDIAN NATIONALS OF THE ABOVE ADDRESS		
DATE OF REGISTRATION	28/05/2013	
TITLE	BUTTON MAKING MACHINE	
PRIORITY NA		

DESIGN NUMBER	255952
CLASS	13-01
1)M/S. UKASA INDUSTRIAL COMPONENTS (P) LTD. (INDIAN NATIONAL) AT 65/36, NEW ROHTAK ROAD, NEW DELHI-110005 (INDIA)	
DATE OF REGISTRATION	22/08/2013
TITLE	ELECTRIC MOTOR
PRIORITY NA	

DESIGN NUMBER	254644
CLASS	23-04
1)MR. KAMALESH BANERJEE, AN INDIAN CITIZEN, OF THE ADDRESS WZ-8A, KIRTI NAGAR INDUSTRIAL AREA, NEW DELHI-110015	
DATE OF REGISTRATION	21/06/2013
TITLE	AIR COOLER
PRIORITY NA	

DESIGN NUMBER	256318
CLASS	26-05
1)KONINKLIJKE PHILIPS N.V., A COMPANY ORGANIZED AND EXISTING UNDER THE LAWS OF THE KINGDOM OF THE NETHERLANDS, RESIDING AT EINDHOVEN, WHOSE POST-OFFICE ADDRESS IS HIGH TECH CAMPUS 5, 5656 AE EINDHOVEN, THE NETHERLANDS	
DATE OF REGISTRATION	09/09/2013
TITLE	CEILING LAMP

PRIORITY

PRIORITY NUMBER	DATE	COUNTRY
002200154-0006	11/03/2013	OHIM

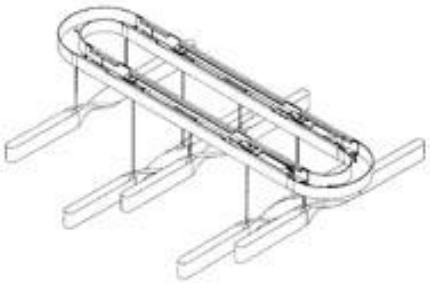

DESIGN NUMBER	256747	
CLASS	12-16	
1)MR. SURESH RAMPRAKASH CHAWLA., HAVING ADDRESS AT KARISHMA NEST, ROW HOUSE NO:-8, MORWADI, PIMPRI, PUNE:-411018, MAHARASHTRA STATE, INDIA NATIONALITY:- INDIAN		
DATE OF REGISTRATION	25/09/2013	
TITLE	SAFETY BOX IN SPARE WHEEL USED IN VEHICLE	
PRIORITY NA		

DESIGN NUMBER	256035	
CLASS	08-06	
1)USHA MANUFACTURES, INDIAN PROPRIETORSHIP FIRM HAVING PRINCIPAL PLACE OF BUSINESS AT 4/6, PATEL NAGAR, BHOJA BHAGAT CHOWK, RAJKOT-360002, GUJARAT, INDIA AND HAVING PROPRIETOR MAHESH K. ATKOTIYA, RESIDING AT 17-RAJLAXMI SOCIETY, NEAR SOMNATH SCHOOL, ‘‘MAHESH NIVAS’’, KOTHARIYA ROAD, RAJKOT INDIAN NATIONALS		
DATE OF REGISTRATION	26/08/2013	
TITLE	HANDLE	
PRIORITY NA		

DESIGN NUMBER	255365	
CLASS	12-08	
1)FORD MOTOR COMPANY A COMPANY ORGANIZED AND EXISTING UNDER THE LAWS OF UNITED STATES OF AMERICA, HAVING ITS OFFICE AT DEARBORN, COUNTY OF WAYNE, STATE OF MICHIGAN, UNITED STATES OF AMERICA, AND FORD OTOMOTIV SANAYI ANONIM SIRKETI A COMPANY ORGANIZED AND EXISTING UNDER THE LAWS OF REPUBLIC OF TURKEY, HAVING ITS OFFICE AT AKPINAR MAHALLESI, HASAN BASRI CADDESI NO. 2, SANCAKTEPE, ISTANBUL, TURKEY		
DATE OF REGISTRATION	22/07/2013	
TITLE	TRUCK	
PRIORITY		

PRIORITY NUMBER	DATE	COUNTRY
29/443,888	23/01/2013	U.S.A.

DESIGN NUMBER	254623	
CLASS	15-09	
1)MR. IKRAM SAIFI R/O 1/1179 BABA NAGAR, BEHIND D.P.S. SCHOOL, OLD FARIDABAD AN INDIAN CITIZENS, PROPRIETOR OF M/S M. M. DIES TOOLS & ENGINEERING, 1/1179 BABA NAGAR, BEHIND D.P.S. SCHOOL, OLD FARIDABAD AN INDIAN FIRM		
DATE OF REGISTRATION	20/06/2013	
TITLE	HOOPER TOOLS	
PRIORITY NA		
DESIGN NUMBER	256152	
CLASS	23-04	
1)PARESHKUMAR D. PATEL, OF 1222/737/1, B/H. SHILAJ BUS-STOP, OPP. ASHAPURA TEMPLE, VILLAGE-SHILAJ, AHMEDABAD-380058. (GUJARAT), INDIA, AN INDIAN NATIONAL		
DATE OF REGISTRATION	02/09/2013	
TITLE	ROOFTOP AIR CONDITIONER	
PRIORITY NA		
DESIGN NUMBER	256745	
CLASS	09-03	
1)SEARS INDUSTRIES., INDIAN NATIONAL, 3, VAKIL INDUSTRIAL ESTATE, 1ST FLOOR, WALBHAT ROAD, GOREGAON (EAST), MUMBAI-400063. STATE OF MAHARASHTRA, (INDIA), AN INDIAN NATIONAL, WHOSE PARTNERS ARE 1. PRATEEK CHAMPALAL JAIN 2. VIPOOL CHAMPALAL JAIN 3. CHAMPALAL KUNDANMAL JAIN INDIAN NATIONALS., OF ABOVE ADDRESS		
DATE OF REGISTRATION	25/09/2013	
TITLE	CONTAINER	
PRIORITY NA		

DESIGN NUMBER	255931	
CLASS	06-10	
1)SHAILENDRA DWIVEDI SITUATED AT 128/1/R-85, YASHODA NAGAR, KANPUR-208011 (U.P.) INDIA, BY NATIONALITY INDIAN OF ABOVE ADDRESS		
DATE OF REGISTRATION	21/08/2013	
TITLE	MOSQUITO NET STRETCHING FRAME	
PRIORITY NA		

DESIGN NUMBER	251430	
CLASS	09-06	
1)ZEDEL (SOCIÉTÉ PAR ACTIONS SIMPLIFIÉE), A FRENCH COMPANY OF ZONE INDUSTRIELLE DE CROLLES, 38920 CROLLES, FRANCE (FR)		
DATE OF REGISTRATION	05/02/2013	
TITLE	CLIMBING EQUIPMENT (QUICKDRAW)	

PRIORITY

PRIORITY NUMBER	DATE	COUNTRY
002084525-0001	07/08/2012	OHIM

DESIGN NUMBER	257278	
CLASS	27-02	
1)SYNDICATE HANDICRAFTS., AN INDIAN, A PROPRIETARY CONCERN, HAVING ITS PLACE OF BUSINESS AT H-NO 20-4-839, CHOUK KHILWATH, CHARMINAR, HYDERABAD-500002, ANDHRA PRADESH, INDIA		
DATE OF REGISTRATION	08/10/2013	
TITLE	CIGAR HOLDER	
PRIORITY NA		

DESIGN NUMBER	251504
CLASS	23-01
1)TOYOX CO., LTD. 4371, MAEZAWA, KUROBE-SHI, TOYAMA-KEN, JAPAN, A JAPANESE COMPANY	
DATE OF REGISTRATION	07/02/2013
TITLE	HOSE

PRIORITY

PRIORITY NUMBER	DATE	COUNTRY
2012-019301	09/08/2012	JAPAN



DESIGN NUMBER	240923
CLASS	09-01
1)MOHAN MEAKIN LIMITED MOHAN NAGAR GHAZIABAD, U.P., NATIONALITY-INDIAN	
DATE OF REGISTRATION	24/11/2011
TITLE	BOTTLE

PRIORITY NA

DESIGN NUMBER	255607
CLASS	01-01
1)MOHAN BAKERS PRIVATE LIMITED, A COMPANY DULY REGISTERED UNDER THE PROVISIONS OF THE COMPANIES ACT, 1956, WHOSE ADDRESS IS 305 MANGALAM, 24 HEMANTA BASU SARANI, KOLKATA-700001, WEST BENGAL, INDIA	
DATE OF REGISTRATION	01/08/2013
TITLE	BISCUIT

PRIORITY NA



DESIGN NUMBER	256153
CLASS	23-04
1)PARESHKUMAR D. PATEL, OF 1222/737/1, B/H. SHILAJ BUS-STOP, OPP. ASHAPURA TEMPLE, VILLAGE-SHILAJ, AHMEDABAD-380058. (GUJARAT), INDIA, AN INDIAN NATIONAL	
DATE OF REGISTRATION	02/09/2013
TITLE	ROOFTOP AIR CONDITIONER
PRIORITY NA	



DESIGN NUMBER	256369
CLASS	09-01
1)INNISFREE CORPORATION HAVING NATIONALITY OF REPUBLIC OF KOREA OF THE ADDRESS 191, 2-GA, HANGANG-RO, YONGSAN-GU, SEOUL, REPUBLIC OF KOREA	
DATE OF REGISTRATION	11/09/2013
TITLE	COSMETIC CONTAINER

PRIORITY

PRIORITY NUMBER	DATE	COUNTRY
30-2013-0012671	13/03/2013	REPUBLIC OF KOREA

DESIGN NUMBER	255859
CLASS	15-04
1)JOSEPH VÖGELE AG, OF JOSEPH-VÖGELE-STRAßE 1, 67067 LUDWIGSHAFEN/RHEIN, GERMANY; NATIONALITY: GERMAN	
DATE OF REGISTRATION	16/08/2013
TITLE	ROAD PAVING MACHINE

PRIORITY

PRIORITY NUMBER	DATE	COUNTRY
001369649	04/04/2013	OHIM

DESIGN NUMBER	255190	
CLASS	27-99	
1)ALTRIA CLIENT SERVICES INC., A CORPORATION EXISTING UNDER THE LAWS OF THE STATE OF NEW YORK, USA., OF 6601 WEST BROAD STREET, RICHMOND, VIRGINIA 23230, USA		
DATE OF REGISTRATION	11/07/2013	
TITLE	ELECTRONIC SMOKING ARTICLE	
PRIORITY		

PRIORITY NUMBER	DATE	COUNTRY
29/443,134	14/01/2013	U.S.A.

DESIGN NUMBER	255592	
CLASS	08-09	
1)OZONE OVERSEAS PVT. LTD, A COMPANY DULY INCORPORATED AND EXISTING UNDER THE COMPANIES ACT, 1956 HAVING REGISTERED OFFICE H-40, BALI NAGAR, NEW DELHI-110015		
DATE OF REGISTRATION	01/08/2013	
TITLE	GLASS FITTING	
PRIORITY NA		

DESIGN NUMBER	254612	
CLASS	11-01	
1)MS SUMONA PAREKH, RESIDING AT 12, DOVER PARK, FLAT 4C, MARUTI SADAN BUILDING, KOLKKOLKATA-700019, INDIA, AN INDIAN NATIONAL		
DATE OF REGISTRATION	20/06/2013	
TITLE	JEWELLERY SET	
PRIORITY NA		

DESIGN NUMBER	257777
CLASS	23-04
1)LG ELECTRONICS INC., 20 YEOUIDO-DONG YEONGDEUNGPO - GU SEOUL, 150-721 REPUBLIC OF KOREA, A CORPORATION INCORPORATED UNDER THE LAWS OF THE REPUBLIC OF KOREA	
DATE OF REGISTRATION	25/10/2013
TITLE	AIR CONDITIONER

PRIORITY

PRIORITY NUMBER	DATE	COUNTRY
30-2013-0022296	26/04/2013	REPUBLIC OF KOREA

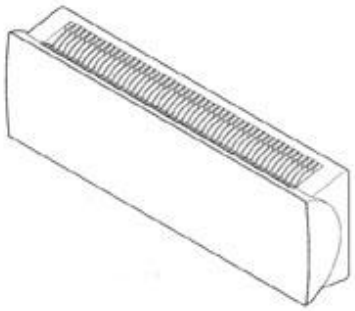

DESIGN NUMBER	253167
CLASS	07-02
1)MR. NARENDIRAN REDDY SIMMACHALAM S/O SIMMACHALAM REDDY RAMASAMY AGED ABOUT 36 YEARS HAVING OFFICE AT 12/379, 13TH CROSS STREET, PHASE-1, SATHUVACHARI, VELLORE-632009	
DATE OF REGISTRATION	15/04/2013
TITLE	COOKING PLATE
PRIORITY NA	

DESIGN NUMBER	255860
CLASS	15-04
1)JOSEPH VÖGELE AG, OF JOSEPH-VÖGELE-STRAßE 1, 67067 LUDWIGSHAFEN/RHEIN, GERMANY; NATIONALITY: GERMAN	
DATE OF REGISTRATION	16/08/2013
TITLE	ROAD PAVING MACHINE

PRIORITY

PRIORITY NUMBER	DATE	COUNTRY
001369649	04/04/2013	OHIM

DESIGN NUMBER	255939
CLASS	10-02

1)SOWIND SA, A LIMITED COMPANY, INCORPORATED UNDER THE LAWS OF SWITZERLAND, OF THE ADDRESS
PLACE GIRARDET 1, 2301 LA CHAUX-DE-FONDS, SWITZERLAND

DATE OF REGISTRATION	21/08/2013
TITLE	WRISTWATCH

PRIORITY

PRIORITY NUMBER	DATE	COUNTRY
139675	27/03/2013	SWITZERLAND

DESIGN NUMBER	255196
CLASS	27-99

1)ALTRIA CLIENT SERVICES INC., A CORPORATION EXISTING UNDER THE LAWS OF THE STATE OF NEW YORK, USA.,
OF 6601 WEST BROAD STREET, RICHMOND, VIRGINIA 23230, USA

DATE OF REGISTRATION	11/07/2013
TITLE	ELECTRONIC SMOKING ARTICLE

PRIORITY

PRIORITY NUMBER	DATE	COUNTRY
29/443,136	14/01/2013	U.S.A.

DESIGN NUMBER	255345
CLASS	14-03

1)BOSE CORPORATION, A CORPORATION OF THE STATE OF DELAWARE,
OF THE MOUNTAIN, MS40 FRAMINGHAM, MASSACHUSETTS 01701-9168, UNITED STATES OF AMERICA

DATE OF REGISTRATION	18/07/2013
TITLE	HEADPHONES

PRIORITY

PRIORITY NUMBER	DATE	COUNTRY
29442837	24/01/2013	U.S.A.

DESIGN NUMBER	255594	
CLASS	08-09	
1)OZONE OVERSEAS PVT. LTD, A COMPANY DULY INCORPORATED AND EXISTING UNDER THE COMPANIES ACT, 1956 HAVING REGISTERED OFFICE H-40, BALI NAGAR, NEW DELHI-110015		
DATE OF REGISTRATION	01/08/2013	
TITLE	GLASS FITTING	
PRIORITY NA		
DESIGN NUMBER	253714	
CLASS	24-01	
1)QINGDAO BRIGHT MEDICAL MANUFACTURING CO., LTD., NATIONALITY: CHINA ADDRESS AT 3F, BLDG 10 NO. 98 LIAONING ROAD, SHIBEI QINGDAO, SHANDONG 266012, CHINA		
DATE OF REGISTRATION	07/05/2013	
TITLE	PENETRATING ILLUMINATOR FOR VEIN OBSERVATION	
PRIORITY NA		
DESIGN NUMBER	254614	
CLASS	11-01	
1)MS SUMONA PAREKH, RESIDING AT 12, DOVER PARK, FLAT 4C, MARUTI SADAN BUILDING, KOLKKOLKATA-700019, INDIA, AN INDIAN NATIONAL		
DATE OF REGISTRATION	20/06/2013	
TITLE	JEWELLERY SET	
PRIORITY NA		

DESIGN NUMBER	254118
CLASS	12-15
1)COMPAGNIE GENERALE DES ETABLISSEMENTS MICHELIN, A FRENCH COMPANY OF 12 COURS SABLON, FR-63000, CLERMONT-FERRAND, FRANCE, AND MICHELIN RECHERCHE ET TECHNIQUE S.A., A SWISS COMPANY OF ROUTE LOUIS BRAILLE 10 - CH-1763 GRANGES-PACCOT, SWITZERLAND	
DATE OF REGISTRATION	28/05/2013
TITLE	TIRE TREAD
PRIORITY	

PRIORITY NUMBER	DATE	COUNTRY
29/441,542	07/01/2013	U.S.A.

DESIGN NUMBER	255526
CLASS	24-01
1)JK MEDICAL SYSTEMS PVT LTD., A COMPANY INCORPORATED UNDER THE INDIAN COMPANIES ACT, 1956; AT NO. 1068, MUNUSAMY SALAI, WEST K. K. NAGAR, CHENNAI-600078, TAMILNADU, INDIA, INDIAN-NATIONAL OF ABOVE ADDRESS	
DATE OF REGISTRATION	30/07/2013
TITLE	DISPOSABLE MOUTH PIECE
PRIORITY NA	

DESIGN NUMBER	256203
CLASS	15-99
1)M/S JOGINDER ELECTRIC WORKS, DHULKOT ROAD, P.O. AHMEDGARH-148021, DISTT. SANGRUR (PUNJAB) INDIA AN INDIAN PROPRIETORSHIP FIRM WHOSE PROPRIETOR IS:- HARJIT SINGH BEING INDIAN NATIONALS OF THE ABOVE ADDRESS	
DATE OF REGISTRATION	04/09/2013
TITLE	HANDLE FOR WOOD ENGRAVING MACHINE
PRIORITY NA	

DESIGN NUMBER	257337
CLASS	08-09
1)DORMA INDIA PRIVATE LIMITED, COMPANY INCORPORATED UNDER THE COMPANIES ACT, 1956, HAVING ITS REGISTERED OFFICE AT NO. 14, PATTULOS ROAD, CHENNAI-600002, TAMIL NADU, INDIA	
DATE OF REGISTRATION	09/10/2013
TITLE	STRUCTURAL METAL FITTING
PRIORITY NA	

DESIGN NUMBER	255141
CLASS	12-08
1)VOLVO TRUCK CORPORATION, OF 405 08 GOTEBORG, SWEDEN	
DATE OF REGISTRATION	11/07/2013
TITLE	VEHICLE CAB

PRIORITY

PRIORITY NUMBER	DATE	COUNTRY
002179333-0001	06/02/2013	OHIM

DESIGN NUMBER	254006
CLASS	19-06
1) PRIVEE A.G. KABUSHIKI KAISHA (ALSO TRADING AS PRIVÉE A.G. CORPORATION), A CORPORATION DULY ORGANIZED AND EXISTING UNDER THE LAWS OF JAPAN OF 6-10-1, ROPPONGI, MINATO-KU, TOKYO 106-6117, JAPAN, MANUFACTURERS & MERCHANTS	
DATE OF REGISTRATION	21/05/2013
TITLE	CRAYON

PRIORITY

PRIORITY NUMBER	DATE	COUNTRY
2012-29194	29/11/2012	JAPAN

DESIGN NUMBER	252839
CLASS	09-01

1)DABUR INDIA LIMITED CORPORATE OFFICE
KAUSHAMBI, SAHIBABAD-201010, DISTT. GHAZIABAD (U.P.) INDIA, AN INDIAN COMPANY

DATE OF REGISTRATION	03/04/2013
TITLE	BOTTLE

PRIORITY NA

DESIGN NUMBER	253375
CLASS	07-01

1)DART INDUSTRIES INC., A CORPORATION FOUNDED UNDER THE LAWS OF DELAWARE, U.S.A. OF
14901 SOUTH ORANGE BLOSSOM TRAIL, ORLANDO, FLORIDA 32837, USA

DATE OF REGISTRATION	25/04/2013
TITLE	LID OF A CUP FOR CHILDREN

PRIORITY

PRIORITY NUMBER	DATE	COUNTRY
29/436,581	07/11/2012	U.S.A.

DESIGN NUMBER	256134
CLASS	23-01

1)NORDSON CORPORATION, A CORPORATION OF OHIO
OF 28601 CLEMENS ROAD, WESTLAKE, OHIO, 44145, U.S.A.

DATE OF REGISTRATION	30/08/2013
TITLE	CUFF FOR HOT MELT ADHESIVE HOSE

PRIORITY

PRIORITY NUMBER	DATE	COUNTRY
29/447,824	07/03/2013	U.S.A.

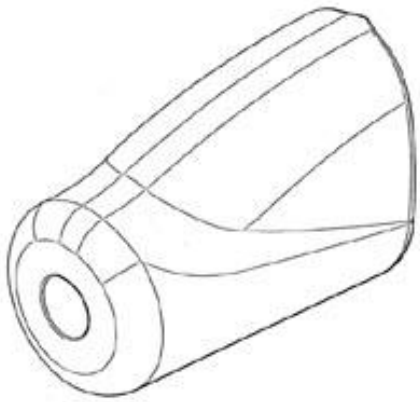

DESIGN NUMBER	256486	
CLASS	11-02	
1)MA DESIGN INDIA PRIVATE LIMITED, A COMPANY INCORPORATED IN INDIA HAVING ITS PRINCIPAL PLACE OF BUSINESS AT A-41, SECTOR-80, PHASE-II, NOIDA-201305, U.P. INDIA		
DATE OF REGISTRATION	16/09/2013	
TITLE	DECORATIVE ARTICLE	
PRIORITY NA		
DESIGN NUMBER	255181	
CLASS	09-01	
1)GODREJ CONSUMER PRODUCTS LIMITED, AN INDIAN COMPANY WHOSE ADDRESS IS PIROJSHANAGAR, EASTERN EXPRESS HIGHWAY, VIKHROLI EAST, MUMBAI-400079, MAHARASHTRA, AN INDIAN COMPANY		
DATE OF REGISTRATION	11/07/2013	
TITLE	BOTTLE FOR COSMETICS	
PRIORITY NA		
DESIGN NUMBER	253510	
CLASS	19-06	
1)MRS. ASHA VENUGOPAL, ADITYA VENUGOPAL, ROMI DIVAKARAN & VENUGOPAL B. N., INDIAN NATIONAL, CARRYING ON BUSINESS UNDER THE NAME AND STYLE OF M/S. ZENITH METAPLAST PVT. LTD. (A COMPANY REGISTERED UNDER THE INDIAN COMPANIES ACT, 1956) HAVING ITS PRINCIPAL PLACE OF BUSINESS ADDRESS AT F-18, MIDC, SATPUR, NASHIK-422007, MAHARASHTRA, INDIA		
DATE OF REGISTRATION	30/04/2013	
TITLE	PEN	
PRIORITY NA		

DESIGN NUMBER	255555	
CLASS	12-16	
1)DEERE & COMPANY, A US CORPORATION OF ONE JOHN DEERE PLACE, MOLINE, ILLINOIS, 61265-8098 USA		
DATE OF REGISTRATION	30/07/2013	
TITLE	COUNTERWEIGHT FOR A VEHICLE	
PRIORITY NA		
DESIGN NUMBER	254322	
CLASS	12-16	
1)RENAULT TRUCKS, A COMPANY ORGANIZED UNDER THE LAWS OF FRANCE, OF 99 ROUTE DE LYON, 69800 SAINT PRIEST, FRANCE		
DATE OF REGISTRATION	06/06/2013	
TITLE	FRAME COMPONENT FOR VEHICLE HEADLIGHT	
PRIORITY NA		
DESIGN NUMBER	253845	
CLASS	12-16	
1)ESCORTS LIMITED, OF 15/5, KM, MATHURA ROAD, FARIDABAD-121 003, HARYANA, INDIA, AN INDIAN COMPANY		
DATE OF REGISTRATION	14/05/2013	
TITLE	TRACTOR	
PRIORITY NA		

DESIGN NUMBER	255744
CLASS	14-03
1)NOKIA CORPORATION, A FINNISH CORPORATION, OF THE ADDRESS KEILALAHDENTIE 4, ESPOO, FINLAND 02150	
DATE OF REGISTRATION	12/08/2013
TITLE	MOBILE PHONE

PRIORITY

PRIORITY NUMBER	DATE	COUNTRY
29/445480	12/02/2013	U.S.A.

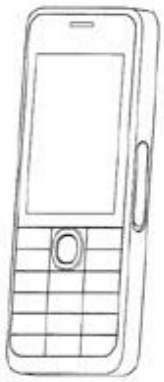

DESIGN NUMBER	256650
CLASS	26-04
1)KONINKLIJKE PHILIPS N.V., A COMPANY ORGANIZED AND EXISTING UNDER THE LAWS OF THE KINGDOM OF THE NETHERLANDS, RESIDING AT EINDHOVEN, WHOSE POST-OFFICE ADDRESS IS HIGH TECH CAMPUS 5, 5656 AE EINDHOVEN, THE NETHERLANDS	
DATE OF REGISTRATION	20/09/2013
TITLE	LED BULB

PRIORITY

PRIORITY NUMBER	DATE	COUNTRY
002211946-0003	29/03/2013	OHIM

DESIGN NUMBER	254124
CLASS	09-09
1)NAYASA WORLD OF SURVEY NO. 655/1C NEAR SOMNANATH CO.OP.SOCIETY, DABHEL NANI DAMAN, DAMAN-396310, (UNION TERRITORIES) DAMAN, INDIA, INDIAN PARTNERSHIP FIRM, WHOSE PARTNERS ARE RUPA SACHDEV, MANASI SACHDEV & KISHOR MALIK, ALL INDIAN NATIONALS	
DATE OF REGISTRATION	28/05/2013
TITLE	DUSTBIN

PRIORITY NA

DESIGN NUMBER	255244
CLASS	05-06

1)LG HAUSYS, LTD., A COMPANY DULY ORGANIZED AND EXISTING UNDER THE LAWS OF RUPUBLIC OF KOREA OF
ONE IFC BUILDING, 10 GUKJEGEUMYUNG-RO, YEONGDEUNGPO-GU, SEOUL, REPUBLIC OF KOREA

DATE OF REGISTRATION	15/07/2013
TITLE	SYNTHETIC RESIN PAPER

PRIORITY

PRIORITY NUMBER	DATE	COUNTRY
30-2013-0031417	18/06/2013	REPUBLIC OF KOREA

DESIGN NUMBER	252206
CLASS	28-03

1)UNILEVER PLC, A COMPANY REGISTERED IN ENGLAND AND WALES
UNDER COMPANY NO. 41424 OF UNILEVER HOUSE, 100 VICTORIA EMBANKMENT, LONDON, EC4Y 0DY, UNITED KINGDOM

DATE OF REGISTRATION	07/03/2013
TITLE	HOLDER FOR EVALUATION DEVICE

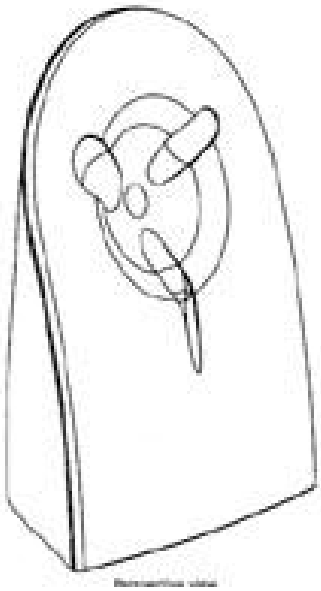

PRIORITY

PRIORITY NUMBER	DATE	COUNTRY
29/432,283	14/09/2012	U.S.A.

DESIGN NUMBER	255527
CLASS	12-16

1)DEERE & COMPANY, A US CORPORATION OF
ONE JOHN DEERE PLACE, MOLINE, ILLINOIS, 61265- 8098, USA

DATE OF REGISTRATION	29/07/2013
TITLE	TWIN FOLDED ROLL OVER PROTECTIVE STRUCTURE



PRIORITY NA

DESIGN NUMBER	254836
CLASS	26-05
1)KONINKLIJKE PHILIPS N.V., A COMPANY ORGANIZED AND EXISTING UNDER THE LAWS OF THE KINGDOM OF THE NETHERLANDS, RESIDING AT EINDHOVEN, WHOSE POST-OFFICE ADDRESS IS HIGH TECH CAMPUS 5, 5656 AE EINDHOVEN, THE NETHERLANDS	
DATE OF REGISTRATION	27/06/2013
TITLE	WAKE UP LIGHT
PRIORITY	

PRIORITY NUMBER	DATE	COUNTRY
002161646-0001	03/01/2013	OHIM

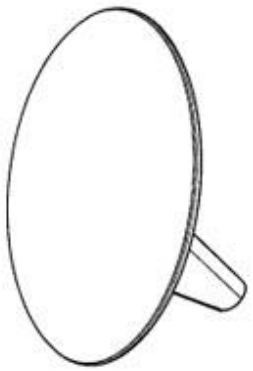

DESIGN NUMBER	257338
CLASS	08-09
1)DORMA INDIA PRIVATE LIMITED, COMPANY INCORPORATED UNDER THE COMPANIES ACT, 1956, HAVING ITS REGISTERED OFFICE AT NO. 14, PATTULOS ROAD, CHENNAI-600002, TAMIL NADU, INDIA	
DATE OF REGISTRATION	09/10/2013
TITLE	STRUCTURAL METAL FITTING
PRIORITY NA	

DESIGN NUMBER	254125
CLASS	07-01
1)NAYASA POLYPLAST OF G-9 UDYOG NAGAR O.I.D.C., RINGANVADA NANI DAMAN, DAMAN-396210, INDIA, INDIAN PARTNERSHIP FIRM, WHOSE PARTNERS ARE DINESH LAXMINARAYAN MALIK & MANASI SACHDEV, ALL INDIAN NATIONALS	
DATE OF REGISTRATION	28/05/2013
TITLE	GLASS
PRIORITY NA	

DESIGN NUMBER	255246	
CLASS	08-06	
1)(1) DILIPBHAI RAVJIBHAI DOBARIYA (2) NAGJIBHAI RAVJIBHAI DOBARIYA (BOTH THE PARTNERS ARE ADULT & INDIAN NATIONALS) PARTNERS OF NIKI INDUSTRIES (INDIAN PARTNERSHIP FIRM) HAVING PLACE OF BUSINESS AT: 3, PARSANA SOCIETY, 50 FEET ROAD, KOTHARIYA MAIN ROAD, RAJKOT-360002 GUJARAT-(INDIA)		
DATE OF REGISTRATION	16/07/2013	
TITLE	HANDLE	
PRIORITY NA		

DESIGN NUMBER	252187	
CLASS	09-01	
1)SOM DISTILLERIES PRIVATE LIMITED, OF 23, ZONE II, MAHARANA PRATAP NAGAR, BHOPAL-462011, MADHYA PRADESH, A COMPANY INCORPORATED UNDER THE INDIAN COMPANIES ACT, 1956**.**		
DATE OF REGISTRATION	07/03/2013	
TITLE	BOTTLE	
PRIORITY NA		

DESIGN NUMBER	255248	
CLASS	08-06	
1)RASIKLAL GHUSABHAI CHOVATIYA (ADULT & INDIAN NATIONAL) SOLE PROPRIETOR OF M K TECHNOCAST (INDIAN PROPRIETORSHIP CONCERN) HAVING PLACE OF BUSINESS AT-2, PATEL NAGAR, SADBHAVNA, PLOT, NR: BHAGWATI ENTERPRISE, 50, FEET MAIN ROAD, RAJKOT-GUJARAT-(INDIA)		
DATE OF REGISTRATION	16/07/2013	
TITLE	HANDLE	
PRIORITY NA		

DESIGN NUMBER	252351
CLASS	20-02
1)ZIVELO LLC, AN INDIANA CORPORATION HAVING OFFICES AT 6508 E. MUSEUM BOULEVARD, GAS CITY, INDIANA 46933, USA	
DATE OF REGISTRATION	15/03/2013
TITLE	KIOSK DISPLAY STAND

PRIORITY

PRIORITY NUMBER	DATE	COUNTRY
29/432,550	17/09/2012	U.S.A.

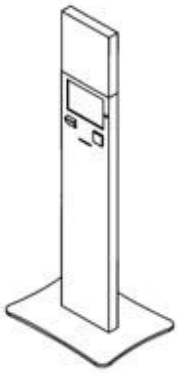

DESIGN NUMBER	254552
CLASS	01-01
1)NEW LIFE PHARMACEUTICALS CC OF 1330 DUNWOODIE AVENUE, WAVERLEY, PRETORIA, 0186, SOUTH AFRICA	
DATE OF REGISTRATION	18/06/2013
TITLE	NEUTRACEUTICAL FOODSTUFF
PRIORITY NA	



DESIGN NUMBER	255714
CLASS	12-09
1)MAHINDRA & MAHINDRA LIMITED, A COMPANY INCORPORATED UNDER THE COMPANIES ACT, 1956 WHOSE ADDRESS IS GATEWAY BUILDING, APOLLO BUNDER, MUMBAI 400001, MAHARASHTRA, INDIA	
DATE OF REGISTRATION	07/08/2013
TITLE	TRACTOR
PRIORITY NA	

DESIGN NUMBER	256700
CLASS	12-16

1)HONDA MOTOR CO., LTD., A JAPANESE CORPORATION, OF
1-1, MINAMI-AOYAMA 2-CHOME, MINATO-KU, TOKYO, 107-8556, JAPAN

DATE OF REGISTRATION	24/09/2013
TITLE	SIDE COVER FOR MOTORCYCLE

PRIORITY

PRIORITY NUMBER	DATE	COUNTRY
2013-006819	27/03/2013	JAPAN

DESIGN NUMBER	255930
CLASS	06-10

1)SHAILENDRA DWIVEDI SITUATED AT
128/1/R-85, YASHODA NAGAR, KANPUR-208011 (U.P.) INDIA, BY NATIONALITY INDIAN OF ABOVE ADDRESS

DATE OF REGISTRATION	21/08/2013
TITLE	MOSQUITO NET STRETCHING FRAME

PRIORITY NA

DESIGN NUMBER	256008
CLASS	11-01

1)R. R. JEWELLERS IS A PARTNERSHIP FIRM REGISTERED UNDER THE PARTNERSHIP ACT, 1932 BETWEEN 1) JIGNESH RAMESHBHAI SHAH 2) TEJAS RAMESHBHAI SHAH AND 3) ALPA JIGNESHBHAI SHAH WHOSE OFFICE IS AT
3RD FLOOR, ‘‘PANNA MANEK”, OPP. MAA ASHAPURA TEMPLE, PALACE ROAD, RAJKOT-360001, GUJARAT, INDIA

DATE OF REGISTRATION	23/08/2013
TITLE	EARRING

PRIORITY NA

DESIGN NUMBER	255185
CLASS	09-01
1)GODREJ CONSUMER PRODUCTS LIMITED, AN INDIAN COMPANY WHOSE ADDRESS IS PIROJSHANAGAR, EASTERN EXPRESS HIGHWAY, VIKHROLI EAST, MUMBAI-400079, MAHARASHTRA, AN INDIAN COMPANY	
DATE OF REGISTRATION	11/07/2013
TITLE	BOTTLE FOR COSMETICS
PRIORITY NA	

DESIGN NUMBER	255574
CLASS	06-01
1)MISTER JEAN-CHRISTOPHE OTULAKOWSKI, 7, RUE DES CLOCHES, 83136 LA ROQUEBRUSSANE, FRANCE, NATIONALITY: FRANCE	
DATE OF REGISTRATION	31/07/2013
TITLE	CANOPY CHAIR

PRIORITY

PRIORITY NUMBER	DATE	COUNTRY
20131611	02/04/2013	FRANCE

DESIGN NUMBER	239012
CLASS	09-03
1)MANJUSHREE TECHNOPACK LIMITED 143, C-5, BOMMASANDRA INDUSTRIAL AREA, HOSUR ROAD, BANGALORE-560 099, KARNATAKA INDIA,	
DATE OF REGISTRATION	29/08/2011
TITLE	JAR
PRIORITY NA	

DESIGN NUMBER	255768
CLASS	12-15
1)COMPAGNIE GENERALE DES ETABLISSEMENTS MICHELIN, A FRENCH COMPANY OF 12 COURS SABLON - FR-63000, CLERMONT-FERRAND, FRANCE, AND MICHELIN RECHERCHE ET TECHNIQUE S.A., A SWISS COMPANY OF ROUTE LOUIS- BRAILLE 10-CH-1763, GRANGES-PACCOT, SWITZERLAND	
DATE OF REGISTRATION	12/08/2013
TITLE	TIRE TREAD

PRIORITY

PRIORITY NUMBER	DATE	COUNTRY
29/461,979	30/07/2013	U.S.A.

DESIGN NUMBER	255124
CLASS	12-08
1)VOLVO TRUCK CORPORATION, OF 405 08 GÖTEBORG, SWEDEN	
DATE OF REGISTRATION	11/07/2013
TITLE	VEHICLE CAB

PRIORITY

PRIORITY NUMBER	DATE	COUNTRY
002179036-0001	06/02/2013	OHIM

DESIGN NUMBER	255249
CLASS	08-06
1)(1) RAMESHBHAI PANCHABHAI PAMBHAR (2) MAGANBHAI PANCHABHAI PAMBHAR (3) TRIBHOVANBHAI PANCHABHAI PAMBHAR (ALL THE PARTNERS ARE ADULT & INDIAN NATIONALS) PARTNERS OF SHREE KHODIYAR INDUSTRIES (INDIAN PARTNERSHIP FIRM) HAVING PLACE OF BUSINESS 2/8, GOKUL NAGAR, 50, FEET ROAD, RAJKOT-360002 GUJARAT-(INDIA)	
DATE OF REGISTRATION	16/07/2013
TITLE	HANDLE
PRIORITY NA	

DESIGN NUMBER	252354
CLASS	20-02
1)ZIVELO LLC, AN INDIANA CORPORATION HAVING OFFICES AT 6508 E. MUSEUM BOULEVARD, GAS CITY, INDIANA 46933, USA	
DATE OF REGISTRATION	15/03/2013
TITLE	KIOSK DISPLAY STAND

PRIORITY

PRIORITY NUMBER	DATE	COUNTRY
29/432,559	17/09/2012	U.S.A.

DESIGN NUMBER	256631
CLASS	26-06
1)VALEO VISION, A FRENCH COMPANY, 34 RUE SAINT ANDRE-93012, BOBIGNY CEDEX, FRANCE	
DATE OF REGISTRATION	20/09/2013
TITLE	LIGHTING DEVICE FOR VEHICLE

PRIORITY

PRIORITY NUMBER	DATE	COUNTRY
DM/080 432	21/03/2013	WIPO

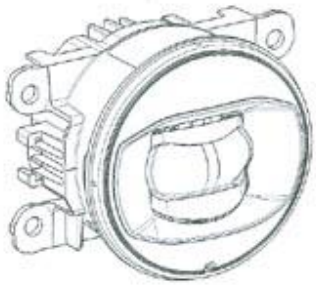

DESIGN NUMBER	256704
CLASS	12-16
1)HONDA MOTOR CO., LTD., A JAPANESE CORPORATION, OF 1-1, MINAMI-AOYAMA 2-CHOME, MINATO-KU, TOKYO, 107-8556, JAPAN	
DATE OF REGISTRATION	24/09/2013
TITLE	FRONT COWL FOR MOTORCYCLE

PRIORITY

PRIORITY NUMBER	DATE	COUNTRY
2013-006818	27/03/2013	JAPAN

DESIGN NUMBER	256002	
CLASS	11-01	
1)R. R. JEWELLERS IS A PARTNERSHIP FIRM REGISTERED UNDER THE PARTNERSHIP ACT, 1932 BETWEEN 1) JIGNESH RAMESHBHAI SHAH 2) TEJAS RAMESHBHAI SHAH AND 3) ALPA JIGNESHBHAI SHAH WHOSE OFFICE IS AT 3RD FLOOR, ‘‘PANNA MANEK”, OPP. MAA ASHAPURA TEMPLE, PALACE ROAD, RAJKOT-360001, GUJARAT, INDIA		
DATE OF REGISTRATION	23/08/2013	
TITLE	EARRING	
PRIORITY NA		

DESIGN NUMBER	255184	
CLASS	09-01	
1)GODREJ CONSUMER PRODUCTS LIMITED, AN INDIAN COMPANY WHOSE ADDRESS IS PIROJSHANAGAR, EASTERN EXPRESS HIGHWAY, VIKHROLI EAST, MUMBAI-400079, MAHARASHTRA, AN INDIAN COMPANY		
DATE OF REGISTRATION	11/07/2013	
TITLE	BOTTLE FOR COSMETICS	
PRIORITY NA		

DESIGN NUMBER	252652	
CLASS	09-03	
1)MANJUSHREE TECHNOPACK LIMITED, OF 143, C-5, BOMMASANDRA INDUSTRIAL AREA, HOSUR ROAD, BANGALORE-560099, KARNATAKA, INDIA, AN INDIAN COMPANY		
DATE OF REGISTRATION	25/03/2013	
TITLE	JAR	
PRIORITY NA		

DESIGN NUMBER	255756
CLASS	12-05
1)M/S ESCORTS LTD., (A COMPANY INCORPORATED UNDER INDIAN COMPANIES ACT, 1956), 15/5, MATHURA ROAD, FARIDABAD-121003, HARYANA., (INDIA)	
DATE OF REGISTRATION	12/08/2013
TITLE	CRANE
PRIORITY NA	

DESIGN NUMBER	255845
CLASS	11-01
1)R. R. JEWELLERS IS A PARTNERSHIP FIRM REGISTERED UNDER THE PARTNERSHIP ACT, 1932 BETWEEN 1) JIGNESH RAMESHBHAI SHAH 2) TEJAS RAMESHBHAI SHAH AND 3) ALPA JIGNESHBHAI SHAH WHOSE OFFICE IS AT 3RD FLOOR, ‘‘PANNA MANEK‘‘ , OPP. MAA ASHAPURA TEMPLE, PALACE ROAD, RAJKOT-360001, GUJARAT, INDIA	
DATE OF REGISTRATION	16/08/2013
TITLE	EARRING
PRIORITY NA	

DESIGN NUMBER	256653
CLASS	26-04
1)KONINKLIJKE PHILIPS N.V., A COMPANY ORGANIZED AND EXISTING UNDER THE LAWS OF THE KINGDOM OF THE NETHERLANDS, RESIDING AT EINDHOVEN, WHOSE POST-OFFICE ADDRESS IS HIGH TECH CAMPUS 5, 5656 AE EINDHOVEN, THE NETHERLANDS	
DATE OF REGISTRATION	20/09/2013
TITLE	LED BULB

PRIORITY

PRIORITY NUMBER	DATE	COUNTRY
002211995-0006	29/03/2013	OHIM

DESIGN NUMBER	255858	
CLASS	15-04	
1)JOSEPH VÖGELE AG, OF JOSEPH-VÖGELE-STRAßE 1, 67067 LUDWIGSHAFEN/RHEIN, GERMANY; NATIONALITY: GERMAN		
DATE OF REGISTRATION	16/08/2013	
TITLE	SENSOR MODULE FOR A ROAD PAVER	
PRIORITY		

PRIORITY NUMBER	DATE	COUNTRY
001369649	04/04/2013	OHIM

DESIGN NUMBER	255189	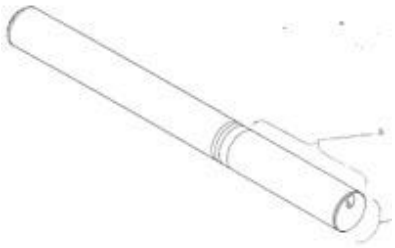
CLASS	27-99	
1)ALTRIA CLIENT SERVICES INC., A CORPORATION EXISTING UNDER THE LAWS OF THE STATE OF NEW YORK, USA., OF 6601 WEST BROAD STREET, RICHMOND, VIRGINIA 23230, USA		
DATE OF REGISTRATION	11/07/2013	
TITLE	ELECTRONIC SMOKING ARTICLE	
PRIORITY		

PRIORITY NUMBER	DATE	COUNTRY
29/443,134	14/01/2013	U.S.A.

DESIGN NUMBER	255315	
CLASS	07-01	
1)MA DESIGN INDIA PRIVATE LIMITED, A COMPANY INCORPORATED IN INDIA HAVING ITS PRINCIPAL PLACE OF BUSINESS AT A-41, SECTOR-80, PHASE-II, NOIDA-201305, U.P. INDIA		
DATE OF REGISTRATION	18/07/2013	
TITLE	WINE COOLER	
PRIORITY NA		

DESIGN NUMBER	257280	
CLASS	02-05	
1)M/S UNIVERSAL TRADERS, B-X-506/2, TELLIYAN WALI GALI, NEAR IQBAL GANJ CHOWK, LUDHIANA-141008 (PUNJAB) INDIA AN INDIAN PROPRIETORSHIP FIRM WHOSE PROPRIETOR IS:- NEELAM GUPTA BEING INDIAN NATIONALS OF THE ABOVE ADDRESS		
DATE OF REGISTRATION	08/10/2013	
TITLE	SHAWL	
PRIORITY NA		
DESIGN NUMBER	254997	
CLASS	06-04	
1)GODREJ & BOYCE MFG. CO. LTD., AN INDIAN COMPANY INCORPORATED UNDER THE COMPANIES ACT, 1913, OF GODREJ INTERIO, PLANT 4, PIROJSHANAGER, VIKHROLI (WEST), MUMBAI-400079, INDIA		
DATE OF REGISTRATION	04/07/2013	
TITLE	CUPBOARD	
PRIORITY NA		
DESIGN NUMBER	254611	
CLASS	11-01	
1)MS SUMONA PAREKH, RESIDING AT 12, DOVER PARK, FLAT 4C, MARUTI SADAN BUILDING, KOLKKOLKATA-700019, INDIA, AN INDIAN NATIONAL		
DATE OF REGISTRATION	20/06/2013	
TITLE	JEWELLERY SET	
PRIORITY NA		

DESIGN NUMBER	256107
CLASS	08-08

1)MARTIN ENGINEERING COMPANY, A CORPORATION OF THE STATE OF ILLINOIS, OF
ONE MARTIN PLACE, NEPONSET, IL 61345, UNITED STATES OF AMERICA

DATE OF REGISTRATION	29/08/2013
TITLE	CLAMP FOR MOUNTING VIBRATORS

PRIORITY

PRIORITY NUMBER	DATE	COUNTRY
29/450,000	15/03/2013	U.S.A.

DESIGN NUMBER	255247
CLASS	08-06

1)(1) DILIPBHAI RAVJIBHAI DOBARIYA (2) NAGJIBHAI RAVJIBHAI DOBARIYA (BOTH THE PARTNERS ARE ADULT & INDIAN NATIONALS) PARTNERS OF NIKI INDUSTRIES (INDIAN PARTNERSHIP FIRM) HAVING PLACE OF BUSINESS
AT: 3, PARSANA SOCIETY, 50 FEET ROAD, KOTHARIYA MAIN ROAD, RAJKOT-360 002 GUJARAT-(INDIA)

DATE OF REGISTRATION	16/07/2013
TITLE	HANDLE

PRIORITY NA

DESIGN NUMBER	252189
CLASS	09-01

1)SOM DISTILLERIES PRIVATE LIMITED,
OF 23, ZONE II, MAHARANA PRATAP NAGAR, BHOPAL-462011, MADHYA PRADESHA, A COMPANY INCORPORATED UNDER THE INDIA COMPANIES ACT,1956

DATE OF REGISTRATION	07/03/2013
TITLE	BOTTLE

PRIORITY NA

DESIGN NUMBER	254551	
CLASS	01-01	
1)NEW LIFE PHARMACEUTICALS CC OF 1330 DUNWOODIE AVENUE, WAVERLEY, PRETORIA, 0186, SOUTH AFRICA		
DATE OF REGISTRATION	18/06/2013	
TITLE	NEUTRACEUTICAL FOODSTUFF	
PRIORITY NA		

DESIGN NUMBER	246660	
CLASS	09-01	
1)MOUNT EVEREST MINERAL WATER LIMITED, AN INDIAN COMPANY OF, DHAULA KUAN, PAONTA SAHIB, DISTRICT SIRMOUR-173025, HIMACHAL PRADESH		
DATE OF REGISTRATION	20/07/2012	
TITLE	BOTTLE	
PRIORITY NA		

DESIGN NUMBER	249308	
CLASS	08-06	
1)RAJESHBHAI SAMBHUBHAI KOTADIYA (INDIAN NATIONALS) SOLE PROPRIETOR OF PIONEEAR METAL (INDIAN PROPRIETORSHIP CONCERN) HAVING PLACE OF BUSINESS AT-1/8, RAMNAGAR, 80, FEET ROAD, B/H. K. RASHIKLAL, RAJKOT-360003 GUJARAT (INDIA)		
DATE OF REGISTRATION	08/11/2012	
TITLE	HANDLE	
PRIORITY NA		

DESIGN NUMBER	255923	
CLASS	12-16	
1)LALITKUMAR M. JUGULKAR, DR. SHANKAR SINGH AND DR. SURESH M. SAWANT ALL INDIAN NATIONALS BEING JOINT APPLICANT HAVING ADDRESS AT DEPARTMENT OF AUTOMOBILE ENGINEERING, RAJARAMBAPU INSTITUTE OF TECHNOLOGY, A/P, SAKHARALE, TAL: WALWA, DISTRICT: SANGLI MAHARASHTRA, INDIA		
DATE OF REGISTRATION	20/08/2013	
TITLE	AUTOMOBILE SHOCK ABSORBER	
PRIORITY NA		

DESIGN NUMBER	255183	
CLASS	09-01	
1)GODREJ CONSUMER PRODUCTS LIMITED, AN INDIAN COMPANY WHOSE ADDRESS IS PIROJSHANAGAR, EASTERN EXPRESS HIGHWAY, VIKHROLI EAST, MUMBAI-400079, MAHARASHTRA, AN INDIAN COMPANY		
DATE OF REGISTRATION	11/07/2013	
TITLE	BOTTLE FOR COSMETICS	
PRIORITY NA		

DESIGN NUMBER	253514	
CLASS	19-06	
1)MRS. ASHA VENUGOPAL, ADITYA VENUGOPAL, ROMI DIVAKARAN & VENUGOPAL B. N., INDIAN NATIONAL, CARRYING ON BUSINESS UNDER THE NAME AND STYLE OF M/S. ZENITH METAPLAST PVT. LTD. (A COMPANY REGISTERED UNDER THE INDIAN COMPANIES ACT, 1956) HAVING ITS PRINCIPAL PLACE OF BUSINESS ADDRESS AT F-18, MIDC, SATPUR, NASHIK-422007, MAHARASHTRA, INDIA		
DATE OF REGISTRATION	30/04/2013	
TITLE	PEN	
PRIORITY NA		

DESIGN NUMBER	254393
CLASS	24-01
1)KONINKLIJKE PHILIPS N.V., A COMPANY ORGANIZED AND EXISTING UNDER THE LAWS OF THE KINGDOM OF THE NETHERLANDS, RESIDING AT EINDHOVEN, WHOSE POST-OFFICE ADDRESS IS HIGH TECH CAMPUS 5, 5656 AE EINDHOVEN, THE NETHERLANDS	
DATE OF REGISTRATION	07/06/2013
TITLE	INFANT WARMER

PRIORITY

PRIORITY NUMBER	DATE	COUNTRY
002150243-0001	10/12/2012	OHIM

DESIGN NUMBER	255747
CLASS	14-03
1)NOKIA CORPORATION, A FINNISH CORPORATION, OF THE ADDRESS KEILALAHDENTIE 4, ESPOO, FINLAND 02150	
DATE OF REGISTRATION	12/08/2013
TITLE	MOBILE PHONE

PRIORITY

PRIORITY NUMBER	DATE	COUNTRY
29/445768	15/02/2013	U.S.A.

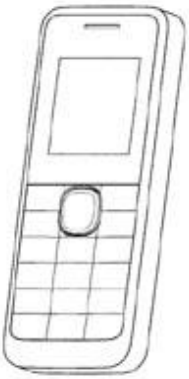

DESIGN NUMBER	255844
CLASS	11-01
1)R. R. JEWELLERS IS A PARTNERSHIP FIRM REGISTERED UNDER THE PARTNERSHIP ACT, 1932 BETWEEN 1) JIGNESH RAMESHBHAI SHAH 2) TEJAS RAMESHBHAI SHAH AND 3) ALPA JIGNESHBHAI SHAH WHOSE OFFICE IS AT 3RD FLOOR, ‘‘PANNA MANEK’‘ , OPP. MAA ASHAPURA TEMPLE, PALACE ROAD, RAJKOT-360001, GUJARAT, INDIA	
DATE OF REGISTRATION	16/08/2013
TITLE	EARRING

PRIORITY NA

DESIGN NUMBER	256133
CLASS	14-02
1)WACOM CO., LTD., OF 2-510-1 TOYONODAI, KAZO-SHI, SAITAMA, JAPAN	
DATE OF REGISTRATION	30/08/2013
TITLE	COORDINATE INPUT DEVICE

PRIORITY

PRIORITY NUMBER	DATE	COUNTRY
2013-007596	04/04/2013	JAPAN

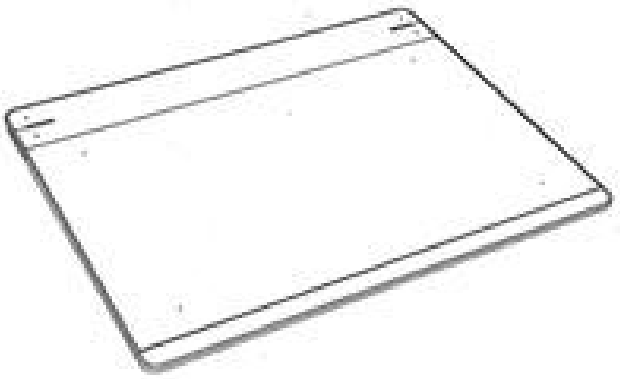

DESIGN NUMBER	254321
CLASS	12-16
1)RENAULT TRUCKS, A COMPANY ORGANIZED UNDER THE LAWS OF FRANCE, OF 99 ROUTE DE LYON, 69800 SAINT PRIEST, FRANCE	
DATE OF REGISTRATION	06/06/2013
TITLE	FRAME COMPONENT FOR VEHICLE HEADLIGHT
PRIORITY NA	

DESIGN NUMBER	255932
CLASS	06-10
1)SHAILENDRA DWIVEDI SITUATED AT 128/1/R-85, YASHODA NAGAR, KANPUR-208011 (U.P.) INDIA, BY NATIONALITY INDIAN OF ABOVE ADDRESS	
DATE OF REGISTRATION	21/08/2013
TITLE	MOSQUITO NET STRETCHING FRAME
PRIORITY NA	



DESIGN NUMBER	255310	
CLASS	07-01	
1)MA DESIGN INDIA PRIVATE LIMITED, A COMPANY INCORPORATED IN INDIA HAVING ITS PRINCIPAL PLACE OF BUSINESS AT A-41, SECTOR-80, PHASE-II, NOIDA-201305, U.P. INDIA		
DATE OF REGISTRATION	18/07/2013	
TITLE	BOWL	
PRIORITY NA		

DESIGN NUMBER	255494	
CLASS	02-02	
1)MIRZA INTERNATIONAL LIMITED, A-7, MOHAN CO-OPERATIVE INDUSTRIAL AREA, MATHURA ROAD, NEW DELHI-110044, INDIA, AN INDIAN COMPANY REGISTERED UNDER THE PROVISIONS OF INDIAN COMPANIES ACT, 1956, OF THE ABOVE ADDRESS		
DATE OF REGISTRATION	29/07/2013	
TITLE	BACK POCKET FOR PANTS	
PRIORITY NA		

DESIGN NUMBER	254975	
CLASS	14-03	
1)SAMSUNG ELECTRONICS CO., LTD. 129, SAMSUNG-RO, YEONGTONG-GU, SUWON-SI, GYEONGGI-DO, 443-742, REPUBLIC OF KOREA, A COMPANY OF REPUBLIC OF KOREA		
DATE OF REGISTRATION	03/07/2013	
TITLE	MONITOR	
PRIORITY		

PRIORITY NUMBER	DATE	COUNTRY
30-2013-0000765	05/01/2013	REPUBLIC OF KOREA

DESIGN NUMBER	254190
CLASS	08-07
1)AMTUL HASEEN W/O LATE NISAR AHMED AGED ABOUT 58 YEARS R/O 91/73, IFTIKHARABAD KANPUR (U.P.) INDIA, OF ABOVE ADDRESS	
DATE OF REGISTRATION	30/05/2013
TITLE	CLOSING DEVICE
PRIORITY NA	

DESIGN NUMBER	224853
CLASS	20-03
1)ALPHA LASERTEK (INDIA) LIMITED PLOT NO.E-50, SECTOR-31, SITE-IV, KASNA INDUSTRIAL AREA, GREATER NOIDA, DIST. GAUTAM BUDH NAGAR-201 308, U.P., INDIA	
DATE OF REGISTRATION	24/09/2009
TITLE	HOLOGRAPHIC FILM
PRIORITY NA	



DESIGN NUMBER	255127
CLASS	21-01
1)VOLVO TRUCK CORPORATION, OF 40508 GOTEBORG, SWEDEN	
DATE OF REGISTRATION	11/07/2013
TITLE	TOY TRUCK

PRIORITY

PRIORITY NUMBER	DATE	COUNTRY
002179085-0001	06/02/2013	OHIM

DESIGN NUMBER	255250
CLASS	08-06
1)MANISH VALJIBHAI ANDANI (ADULT AND INDIAN NATIONAL) PROPRIETOR OF A'LON SALES CORPORATION (INDIAN PROPRIETORSHIP CONCERN) HAVING PLACE OF BUSINESS _ KOTHARIYA MAIN ROAD, 50 FEET ROAD, NEAR SHIV PAN, BEHIND BRAHMANI ELECTRIC, RAJKOT-360002 GUJARAT (INDIA)	
DATE OF REGISTRATION	16/07/2013
TITLE	HANDLE
PRIORITY NA	

DESIGN NUMBER	255540
CLASS	22-06
1)RECKITT BENCKISER (BRANDS) LIMITED, 103-105 BATH ROAD, SLOUGH BERKSHIRE, SL1 3UH, UNITED KINGDOM	
DATE OF REGISTRATION	29/07/2013
TITLE	REFILL FOR INSECT REPELLENT DEVICE

PRIORITY

PRIORITY NUMBER	DATE	COUNTRY
002175349-0005	30/01/2013	OHIM

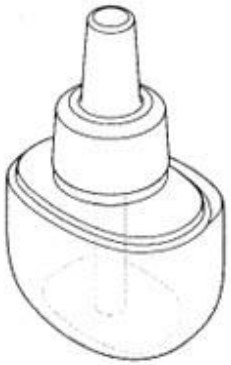

DESIGN NUMBER	254856
CLASS	14-02
1)BROTHER INDUSTRIES LTD., A CORPORATION ORGANIZED AND EXISTING UNDER THE LAWS OF JAPAN, 15-1, NAESHIRO-CHO, MIZUHO-KU, NAGOYA-SHI, AICHI-KEN, JAPAN	
DATE OF REGISTRATION	28/06/2013
TITLE	PRINTER

PRIORITY

PRIORITY NUMBER	DATE	COUNTRY
2012-032071	28/12/2012	JAPAN

DESIGN NUMBER	256214
CLASS	13-01
1)SIEMENS AKTIENGESELLSCHAFT, OF WITTELSBACHERPLATZ 2, 80333 MUNCHEN, GERMANY, A GERMAN COMPANY	
DATE OF REGISTRATION	04/09/2013
TITLE	ELECTROMOTORS

PRIORITY

PRIORITY NUMBER	DATE	COUNTRY
EU 001363949	12/03/2013	OHIM

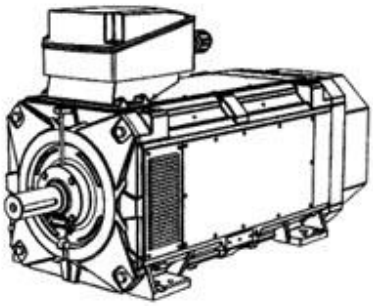

DESIGN NUMBER	254004
CLASS	19-06
1)PRIVÉE A.G. KABUSHIKI KAISHA (ALSO TRADING AS PRIVÉE A.G. CORPORATION), A CORPORATION DULY ORGANIZED AND EXISTING UNDER THE LAWS OF JAPAN OF 6-10-1, ROPPONGI, MINATO-KU, TOKYO 106-6117, JAPAN, MANUFACTURERS & MERCHANTS	
DATE OF REGISTRATION	21/05/2013
TITLE	CRAYON

PRIORITY

PRIORITY NUMBER	DATE	COUNTRY
2012-28936	27/11/2012	JAPAN

DESIGN NUMBER	255623
CLASS	12-08
1)BAYERISCHE MOTOREN WERKE AKTIENGESELLSCHAFT, OF PETUELRING 130, 80809, MUNICH, GERMANY, A GERMAN COMPANY	
DATE OF REGISTRATION	02/08/2013
TITLE	MOTOR VEHICLE

PRIORITY

PRIORITY NUMBER	DATE	COUNTRY
DE 402013100121.6	11/02/2013	GERMANY