पेटेंट कार्यालय
शासकीय जर्नल

OFFICIAL JOURNAL
OF
THE PATENT OFFICE

निर्गमन सं. 21/2016	शुक्रवार	दिनांक: 20/05/2016
ISSUE NO. 21/2016	FRIDAY	DATE: 20/05/2016

पेटेंट कार्यालय का एक प्रकाशन

PUBLICATION OF THE PATENT OFFICE

INTRODUCTION

In view of the recent amendment made in the Patents Act, 1970 by the Patents (Amendment) Act, 2005 effective from 01st January 2005, the Official Journal of The Patent Office is required to be published under the Statute. This Journal is being published on weekly basis on every Friday covering the various proceedings on Patents as required according to the provision of Section 145 of the Patents Act 1970. All the enquiries on this Official Journal and other information as required by the public should be addressed to the Controller General of Patents, Designs & Trade Marks. Suggestions and comments are requested from all quarters so that the content can be enriched.

(Om Prakash Gupta)
CONTROLLER GENERAL OF PATENTS, DESIGNS & TRADE MARKS

20th MAY, 2016

CONTENTS

SUBJECT		*PAGE NUMBER*
JURISDICTION	**:**	**19770 – 19771**
SPECIAL NOTICE	**:**	**19772 – 19773**
EARLY PUBLICATION (MUMBAI)	**:**	**19774 – 19781**
EARLY PUBLICATION (CHENNAI)	**:**	**19782 – 19793**
PUBLICATION AFTER 18 MONTHS (DELHI)	**:**	**19794 – 20387**
PUBLICATION AFTER 18 MONTHS (MUMBAI)	**:**	**20388 – 20467**
PUBLICATION AFTER 18 MONTHS (CHENNAI)	**:**	**20468 – 20827**
PUBLICATION AFTER 18 MONTHS (KOLKATA)	**:**	**20828 – 20834**
PUBLICATION UNDER SECTION 43(2) IN RESPECT OF THE GRANT (DELHI)	**:**	**20835 – 20837**
PUBLICATION UNDER SECTION 43(2) IN RESPECT OF THE GRANT (MUMBAI)	**:**	**20838 – 20839**
PUBLICATION UNDER SECTION 43(2) IN RESPECT OF THE GRANT (CHENNAI)	**:**	**20840 – 20841**
PUBLICATION UNDER SECTION 43(2) IN RESPECT OF THE GRANT (KOLKATA)	**:**	**20842 – 20843**
INTRODUCTION TO DESIGN PUBLICATION	**:**	**20844**
CORRIGENDUM (DESIGN)	**:**	**20845**
COPYRIGHT PUBLICATION	**:**	**20846**
THE DESIGNS ACT 2000 SECTION 30 DESIGN ASSIGNMENT	**:**	**20847**
RESTORATION OF LAPSED DESIGNS UNDER SECTION 12 (2) OF THE DESIGNS ACT, 2000	**:**	**20848**
REGISTRATION OF DESIGNS	**:**	**20849 - 20894**

THE PATENT OFFICE
KOLKATA, 20/05/2016
Address of the Patent Offices/Jurisdictions
The following are addresses of all the Patent Offices located at different places having their Territorial Jurisdiction on a Zonal basis as shown below:-

1	Office of the Controller General of Patents, Designs & Trade Marks, Boudhik Sampada Bhavan, Near Antop Hill Post Office,S.M.Road,Antop Hill, Mumbai – 400 037 Phone: (91)(22) 24123311, Fax : (91)(22) 24123322 E-mail: cgpdtm@nic.in	4	The Patent Office, Government of India, Intellectual Property Rights Building, G.S.T. Road, Guindy, Chennai – 600 032. Phone: (91)(44) 2250 2081-84 Fax : (91)(44) 2250 2066 E-mail: chennai-patent@nic.in ❖ The States of Andhra Pradesh, Telangana, Karnataka, Kerala, Tamil Nadu and the Union Territories of Puducherry and Lakshadweep.
2	The Patent Office, Government of India, Boudhik Sampada Bhavan, Near Antop Hill Post Office,S.M.Road,Antop Hill, Mumbai – 400 037 Phone: (91)(22) 24137701 Fax: (91)(22) 24130387 E-mail: mumbai-patent@nic.in ❖ The States of Gujarat, Maharashtra, Madhya Pradesh, Goa and Chhattisgarh and the Union Territories of Daman and Diu & Dadra and Nagar Haveli	5	The Patent Office (Head Office), Government of India, Boudhik Sampada Bhavan, CP-2, Sector –V, Salt Lake City, Kolkata- 700 091 Phone: (91)(33) 2367 1943/44/45/46/87 Fax: (91)(33) 2367 1988 E-Mail: kolkata-patent@nic.in ❖ Rest of India
3	The Patent Office, Government of India, Boudhik Sampada Bhavan, Plot No. 32., Sector-14, Dwarka, New Delhi – 110075 Phone: (91)(11) 25300200 & 28032253 Fax: (91)(11) 28034301 & 28034302 E.mail: delhi-patent@nic.in ❖ The States of Haryana, Himachal Pradesh, Jammu and Kashmir, Punjab, Rajasthan, Uttar Pradesh, Uttaranchal, Delhi and the Union Territory of Chandigarh.		

Website: www.ipindia.nic.in
www.patentoffice.nic.in

All applications, notices, statements or other documents or any fees required by the Patents Act, 1970 and The Patents (Amendment) Act, 2005 or by the Patents (Amendment) Rules, 2006 will be received only at the appropriate offices of the Patent Office.

Fees: The Fees may either be paid in cash or may be sent by Bank Draft or Cheques payable to the Controller of Patents drawn on a scheduled Bank at the place where the appropriate office is situated.

पेटेंट कार्यालय

कोलकाता, दिनांक 20/05/2016

• कार्यालयों के क्षेत्राधिकार के पते

विभिन्न जगहों पर स्थित पेटेंट कार्यालय के पते आंचलिक आधार पर दर्शित उनके प्रादेशिक अधिकार क्षेत्र के साथ नीचे दिए गए है:-

1	कार्यालय : महानियंत्रक, एकस्व, अभिकल्प तथा व्यापार चिहन, एंटोप हिल डाकघर के समीप, एस. एम. रोड, एंटोप हिल, मुम्बई- 400 037, भारत, फोन: (91) (22) 24123311 फ़ैक्स: (91) (22) 24123322 ई. मेल: cgpdtm@nic.in	4	पेटेंट कार्यालय, भारत सरकार इंटेलेक्चुअल प्रॉपर्टी राइट्स बिल्डिंग, इंडस्ट्रियल इस्टेट एसआईडीसीओ आरएमडी गोडाउन एरिया एडजसेन्ट टु ईगल फ्लास्क, जी. एस. टी. रोड, गायन्डी चेन्नई - 600 032. फोन: (91)(44) 2250 2081-84 फ़ैक्स: (91)(44) 2250-2066 ई. मेल: chennai-patent@nic.in ❖ आन्ध्र प्रदेश, तेलंगाना, कर्नाटक, केरल, तमिलनाडु तथा पुडुचेरी राज्य क्षेत्र एवं संघ शासित क्षेत्र, लक्षदीप
2	पेटेंट कार्यालय, भारत सरकार बौद्धिक संपदा भवन, एंटोप हिल डाकघर के समीप, एस. एम. रोड, एंटोप हिल, मुम्बई- 400 037, फोन: (91) (22) 24137701 फ़ैक्स: (91) (22) 24130387 ई. मेल: Mumbai-patent@nic.in ❖ गुजरात, महाराष्ट्र, मध्य प्रदेश, गोवा तथा छत्तीसगढ़ राज्य क्षेत्र एवं संघ शासित क्षेत्र, दमन तथा दीव, दादर और नगर हवेली•	5	पेटेंट कार्यालय, भारत सरकार कोलकाता, (प्रधान कार्यालय) बौद्धिक संपदा भवन, सीपी-2, सेक्टर- V, साल्ट लेक सिटी, कोलकाता-700 091, भारत. फोन: (91)(33) 2367 1943/44/45/46/87 फ़ैक्स:/Fax: (91)(33) 2367 1988 ई. मेल: kolkata-patent@nic.in ❖ भारत का अवशेष क्षेत्र
3	पेटेंट कार्यालय, भारत सरकार बौद्धिक संपदा भवन, प्लॉट सं. 32, सेक्टर- 14, द्वारका, नई दिल्ली- 110 075. फोन: (91)(11) 25300200, 28032253 फ़ैक्स: (91)(11) 28034301, 28034302 ई. मेल: delhi-patent@nic.in हरियाणा, हिमाचल प्रदेश, जम्मू तथा कश्मीर, पंजाब,राजस्थान, उत्तर प्रदेश, दिल्ली तथा उत्तरांचल राज्य क्षेत्रों, एवं संघ शासित क्षेत्र चंडीगढ़		

वेबसाइट: http://www.ipindia.nic.in

www.patentoffice.nic.in

पेटेंट अधिनियम, 1970 तथा पेटेंट (संशोधन) अधिनियम, 2005 अथवा पेटेंट (संशोधन) नियम, 2006 द्वारा वांछित सभी आवेदन, सूचनाए, विवरण या अन्य दस्तावेज़ या कोई शुल्क पेटेंट कार्यालय के केवल उपयुक्त कार्यालय में स्वीकृत होंगे।

शुल्क: शुल्क या तो नगद रूप में या Controller of Patents के नाम में देय बैंक ड्राफ्ट या चेक के द्वारा भेजी जा सकती है जो उसी स्थान के किसी अनुसूचित बैंक में प्रदत्त हो जहाँ उपयुक्त कार्यालय स्थित है ।

SPECIAL NOTICE

18 Months publication as required under Section 11A of the Patents Act, 1970 as amended by the Patents (Amendment) Act, 2005.

Notice is hereby given that any person at any time before the grant of Patent may give representation by way of opposition to the Controller of Patents at appropriate office on the ground and in a manner specified under section 25(1) of the Patents (Amendment) Act, 2005 read with Rule 55 of the Patents (Amendment) Rules, 2006.

Notice is also given that if any interested person requests for copies of the complete specification, drawing and abstract of any application already published, the photocopy of the same can be supplied by the Patent Office as per the jurisdiction on payment of prescribed fees of Rs.8/- per page. If any further details are required to be obtained, the same can be provided by the respective Patent Offices on request.

(Om Prakash Gupta)
CONTROLLER GENERAL OF PATENTS, DESIGNS & TRADE MARKS

SPECIAL NOTICE

Under the new provision of the Patents Act, 1970 as amended by the Patents (Amendment) Act, 2005 and Rules there under, Publication of the matter relating to Patents in the Official Gazette of India Part III, Section 2 has been discontinued and instead The Official Journal of the Patent Office is being published containing all the activities of The Patent Office such as publication of all the patent applications after 18th months , grant of patents & all other information in respect of the proceedings as required under the provisions of the Patents (Amendment) Act, 2005 and Rules thereunder on weekly basis on every **Friday**.

The Journal is uploaded in the website every Friday. So Paper form and CD-ROM form of the Journal are discontinued from 01/01/2009.

SPECIAL NOTICE

Every effort is being taken to publish all the patent applications under section 11(A) of the Patents Act. However, if duplication of publication of any application is found, then earlier date of publication will be taken for the purpose of provisional protection for applicant and Patent Office will grant Patent not before six months from the date of second publication, provided that there is there is no third party representation.

Early Publication:

The following patent applications have been published under section 11A (2) of The Patents (Amendment) Act 2005 and rule 24A of The Patents (Amendment) Rules, 2006. Any person may file representation by way of opposition to the Controller of Patents at the appropriate office against the grant of the patent in the prescribed manner under section 25(1) of the Patents (Amendment) Act 2005 read with the rule 55 of The Patents (Amendment) Rules, 2006:

(12) PATENT APPLICATION PUBLICATION

(21) Application No.201621016060 A

(19) INDIA

(22) Date of filing of Application :09/05/2016

(43) Publication Date : 20/05/2016

(54) Title of the invention : GLORIOSA SUPERBA MEDIATED SYNTHESIS OF SILVER AND GOLD NANOPARTICLES

(51) International classification	:C22C5/02, A01P21/00, A01N59/16, A01P1/00
(31) Priority Document No	:NA
(32) Priority Date	:NA
(33) Name of priority country	:NA
(86) International Application No	:NA
Filing Date	:NA
(87) International Publication No	: NA
(61) Patent of Addition to Application Number	:NA
Filing Date	:NA
(62) Divisional to Application Number	:NA
Filing Date	:NA

(71)**Name of Applicant :**

1)DR. SOUGHATA GHOSH

Address of Applicant :DEPARTMENT OF MICROBIOLOGY, MODERN COLLEGE OF ARTS, SCIENCE AND COMMERCE, GANESHKHIND, PUNE-411016, MAHARASHTRA, INDIA. Maharashtra India

(72)**Name of Inventor :**

1)DR. SOUGATA GHOSH

2)MS. ASHWINI NANDKUMAR HARKE

3)MS. MALIYACKAL JINI CHACKO

4)MS. SONAL PRAVIN GURAV

(57) Abstract :

In one of the aspect of the invention a method for isolation of bio-reducing agents as an aqueous extract is provided from the tuber of G. superba the bio-reducing agent in the aqueous extract is having G. superba is reported to contain various phytochemicals like alkaloid, flavonoids, glycosides, phenols, saponins, steroids, tannin and terpenoids. Flavonoids and phenolics play a key role in the bio-reduction of metal ions to nanoparticles in the reaction mixture, reducing sugars as agent; In the other aspect of the invention the group 11 elements of the periodic table reacted with the aqueous extract of tubers of G. superba at an elevated temperature and the formation of metal nanoparticles is monitored as function of change in color of metal ion reaction mixture with aqueous extract of tuber of having G. superba by UV-Visible spectrophotometer;

No. of Pages : 20 No. of Claims : 10

(12) PATENT APPLICATION PUBLICATION
(21) Application No.201621016208 A
(19) INDIA
(22) Date of filing of Application :10/05/2016
(43) Publication Date : 20/05/2016

(54) Title of the invention : PROCESS FOR ADMISSION OF COLLEGE WITH HELP OF AADHAAR/PAN CARD

(51) International classification :G06F3/01, G06F15/16
(31) Priority Document No :NA
(32) Priority Date :NA
(33) Name of priority country :NA
(86) International Application No :NA
Filing Date :NA
(87) International Publication No : NA
(61) Patent of Addition to Application Number :NA
Filing Date :NA
(62) Divisional to Application Number :NA
Filing Date :NA

(71)**Name of Applicant :**
1)MR. RAHUL SHANTILAL MAPARI
Address of Applicant :PLOT NO-58/A, SECTOR NO - 20, KRISHNANAGAR, CHINCHWAD, PUNE-411019, MAHARASHTRA STATE, INDIA. Maharashtra India
(72)**Name of Inventor :**
1)MR. RAHUL SHANTILAL MAPARI

(57) Abstract :
A modification or digitalization in document verification process in school / college or any documentation work where, candidate needs to present original documents as well as its few copies. The documents which going to remain same for many years like SSC, HSC results, PAN card, nationality certificate, cast certificate and many more must save on database of aadhaar card. So wherever these documents are demanded candidate can give aadhaar card and authorities can verify rest documents from the database of aadhaar card. This will make the whole process very much simpler and transparent with few changes in the current process of admission / documentation in educational as well as many other fields.

No. of Pages : 11 No. of Claims : 7

(12) PATENT APPLICATION PUBLICATION
(21) Application No.201621016253 A
(19) INDIA
(22) Date of filing of Application :10/05/2016
(43) Publication Date : 20/05/2016

(54) Title of the invention : LOW COST PORTABLE BALL MILLING MACHINE FOR GRINDING OF ELECTRODE MATERIAL FOR ELECTROCHEMICAL DEVICES USING MOTORCYCLE.

(51) International classification :H01M4/136, H01M4/58
(31) Priority Document No :NA
(32) Priority Date :NA
(33) Name of priority country :NA
(86) International Application No :NA
Filing Date :NA
(87) International Publication No : NA
(61) Patent of Addition to Application Number :NA
Filing Date :NA
(62) Divisional to Application Number :NA
Filing Date :NA

(71)**Name of Applicant :**
1)LAXMAN SHIVAJI GODSE
Address of Applicant :UJJWAL TERRECES, B-13 RAYKAR NAGAR, DHAYARI, PUNE-411041 Maharashtra India
(72)**Name of Inventor :**
1)LAXMAN SHIVAJI GODSE
2)DR. P.B KARANDIKAR
3)DR N.R KULKARNI
4)NIKHIL SALUNKHE
5)PUNEET KUMAR
6)PRIYANKA SHARMA
7)BHUPENDRA SINGH GADWAL
8)SHUBHAM KUMAR MISHRA

(57) Abstract :
The ball milling machine is useful for manufacturing of some electrical component Electrical Engineering and also it is required in mechanical as well as in Chemical industries. The ball milling machine is useful to grind activated carbon in manufacturing of brushes for electrical machines, lightening arrestor, and contact terminals of switchgears etc. The available particle size of carbon material may not be suitable for manufacturing of components. So, particle size reduction of material is an important step in many technological applications. The process of particle size reduction is performed to reduce size and shape of particle, to increase the surface area and to induce defects in solids which is needed for subsequent operations such as chemical reactions, sorption etc. The size of ball milling unit/machine used in industries is very large because it is required to grind a material in large quantities. But there are some application where it is required to grind a material in small quantity, that may in terms of grams, so it is required to come with ball milling unit/machine which will be useful to grind a material in small quantity. By present invented method of ball milling unit, it is becoming possible to crush the material in small quantity. The present invention also describes the cost of crushing/grinding the material is almost nil. The invented ball milling unit can be fitted to front as well as back wheel of motorcycle of any make and for the motorcycle of any capacity. Its use can be extended to car and trucks.

No. of Pages : 11 No. of Claims : 5

(12) PATENT APPLICATION PUBLICATION
(21) Application No.201621010449 A
(19) INDIA
(22) Date of filing of Application :28/03/2016
(43) Publication Date : 20/05/2016

(54) Title of the invention : A METHOD FOR PREPARING CHLORINE DIOXIDE RELEASING POLYMER

(51) International classification :C08K3/28, C08K3/00
(31) Priority Document No :NA
(32) Priority Date :NA
(33) Name of priority country :NA
(86) International Application No :NA
Filing Date :NA
(87) International Publication No : NA
(61) Patent of Addition to Application Number :NA
Filing Date :NA
(62) Divisional to Application Number :NA
Filing Date :NA

(71)**Name of Applicant :**
1)SECRETARY, DEPARTMENT OF ATOMIC ENERGY
Address of Applicant :Anushakti Bhavan O.Y.C. Building C.S.M. Marg Mumbai- 400001 Maharashtra India
(72)**Name of Inventor :**
1)RACHNA N DAVE
2)HIREN M JOSHI
3)ANUPKUMAR BHASKARAPILLAI
4)V.P. VENUGOPALAN

(57) Abstract :
A method for preparing chlorine dioxide releasing polymer based formulation comprising: dissolving an acid generating polymer in organic phase, dissolving the precursor to chlorine dioxide in pre cooled aqueous phase at pH 6-8, mixing both the phases to produce a mixture, subjecting the said mixture to the step of sonication in ice-bath to produce a uniform microemulsion, pouring the said microemulsion into moulds storing at low temperature prior to complete drying.

No. of Pages : 38 No. of Claims : 12

(12) PATENT APPLICATION PUBLICATION
(21) Application No.201621010130 A
(19) INDIA
(22) Date of filing of Application :23/03/2016
(43) Publication Date : 20/05/2016

(54) Title of the invention : POWER CONDITIONING DEVICE FOR WELDING MACHINES

(51) International classification :H05B7/11, B23K9/09, B23K9/10
(31) Priority Document No :NA
(32) Priority Date :NA
(33) Name of priority country :NA
(86) International Application No :NA
Filing Date :NA
(87) International Publication No : NA
(61) Patent of Addition to Application Number :NA
Filing Date :NA
(62) Divisional to Application Number :NA
Filing Date :NA

(71)**Name of Applicant :**
1)MOHAMMED FARRUKH SIDDIQUI
Address of Applicant :2, Aashiana Compound, Opposite Noor Masjid, Ahmedabad Palace, Bhopal 462001, Madhya Pradesh Madhya Pradesh India
(72)**Name of Inventor :**
1)MOHAMMED FARRUKH SIDDIQUI

(57) Abstract :
The present invention relates to a power conditioning device for reducing the required input current of a transformer type welding machine and correcting the power factor. The power conditioner as disclosed works on the principle of parallel resonance in LCR circuit, which offers very high impedance to external source and low impedance in its own loop. This is achieved by connecting a number of capacitors in the input supply of the welding machine. The capacitors are connected only when the welding is in progress and are disconnected as soon as welding stops. Cycles of connection and disconnection are repeated during the process of welding.

No. of Pages : 19 No. of Claims : 6

(12) PATENT APPLICATION PUBLICATION
(19) INDIA
(22) Date of filing of Application :04/02/2015
(21) Application No.371/MUM/2015 A
(43) Publication Date : 20/05/2016

(54) Title of the invention : SUPPORT STAND

(51) International classification :F16M
(31) Priority Document No :NA
(32) Priority Date :NA
(33) Name of priority country :NA
(86) International Application No :PCT//
Filing Date :01/01/1900
(87) International Publication No : NA
(61) Patent of Addition to Application Number :NA
Filing Date :NA
(62) Divisional to Application Number :NA
Filing Date :NA

(71)**Name of Applicant :**
1)Elixier Tech
Address of Applicant :315, 5/C, Balgovindwadi, New Prabhadevi Road, Near Prabhadevi Mandir, New Prabhadevi, Mumbai 400025, Maharashtra, India Maharashtra India
(72)**Name of Inventor :**
1)Rohan Vijay Joshi
2)Akshay Mukesh Devani
3)Sandesh Trimbak Ghadge

(57) Abstract :
The present invention provides a support stand (100) for holding and supporting a portable electronic gadget including battery-operated charging units (portable batteries), solar charging units and portable LED lamps. The support stand (100) is fixed on a housing (10) of the portable electronic gadget. The support stand (100) comprises a bracket (20), a bearing (30), a shaft (50), a fixed member (60), a moving member (70), an anchor (80) and at least two springs (90). The support stand (100) allows user to keep the portable electronic gadget like solar charging unit in different positions based on the availability of most possible sunlight. The support stand (100) helps to adjust the position of the portable electronic gadget like the LED lamp to focus light in different directions as per requirement.

No. of Pages : 12 No. of Claims : 6

(12) PATENT APPLICATION PUBLICATION
(19) INDIA
(22) Date of filing of Application :02/05/2016

(21) Application No.201621015184 A
(43) Publication Date : 20/05/2016

(54) Title of the invention : AN IMPROVED ELECTROMAGNETIC CLUTCH FOR VEHICLE SPEED LIMITING DEVICE

(51) International classification	:B23P15/14, F16D27/112, B21D53/26
(31) Priority Document No	:NA
(32) Priority Date	:NA
(33) Name of priority country	:NA
(86) International Application No	:NA
Filing Date	:NA
(87) International Publication No	: NA
(61) Patent of Addition to Application Number	:NA
Filing Date	:NA
(62) Divisional to Application Number	:NA
Filing Date	:NA

(71)**Name of Applicant :**
1)ABHILASH WALAVALKAR
Address of Applicant :PLOT NO.B-3, M.I.D.C. PHASE II, MANPADA ROAD, DOMBIVLI (EAST), DIST. THANE-421204, MAHARASHTRA STATE, INDIA. Maharashtra India
(72)**Name of Inventor :**
1)ABHILASH WALAVALKAR

(57) Abstract :
The improved electromagnetic clutch for vehicle speed limiting device has a magnet body (stator) assembly having a magnetic flux guide steel body composed of at least two parts rigidly and permanently joined together. The magnet body encompassing a rotor assembly made of soft magnetic steel consisting of the magnetic flux guide steel rotor composed of at least two parts rigidly and permanently joined together. The armature assembly consisting of an axially flexible armature plate and a naturally flat spring disc pre-stressed in assembly by the geometry of the adaptation components. The magnet body assembly formed by body (2.1) is of soft-iron stator housing providing a magnetic flux path to guide the magnetic flux and encasing the said rotor assembly. The armature drive assembly consists of an armature plate (7.1) and a flat spring mounted to the worm wheel (7.4) and supported by the support member (7.6).

No. of Pages : 39 No. of Claims : 4

(12) PATENT APPLICATION PUBLICATION
(21) Application No.201621015185 A
(19) INDIA
(22) Date of filing of Application :02/05/2016
(43) Publication Date : 20/05/2016

(54) Title of the invention : SWIVELING MOUNTING SYSTEM FOR PHOTOVOLTAIC PANELS

(51) International classification :F24J2/52
(31) Priority Document No :NA
(32) Priority Date :NA
(33) Name of priority country :NA
(86) International Application No :NA
Filing Date :NA
(87) International Publication No : NA
(61) Patent of Addition to Application Number :NA
Filing Date :NA
(62) Divisional to Application Number :NA
Filing Date :NA

(71)**Name of Applicant :**
1)ADHIKARI UDAY KASHINATH
Address of Applicant :125, 1ST FLOOR, AMAR INDUSTRIAL ESTATE, ANDHERI-KURLA ROAD, SAKINAKA, ANDHERI (E), MUMBAI-400072, MAHARASHTRA, INDIA. Maharashtra India
(72)**Name of Inventor :**
1)ADHIKARI UDAY KASHINATH

(57) Abstract :
The present invention relates to swiveling mounting system for photovoltaic panels provided with hinges and cam which helps in manually tilting the solar panels such that they can directly face the sun at all times of the day and year, irrespective of the season, due to which optimum amount of solar energy can be harnessed for use. This mounting system is made of composite polymer which is light in weight, is sturdy and so can bear the weight of the solar panel sheets, doesnt corrode in the presence of moisture and can sustain harsh weather conditions. Moreover, this mounting system is also non-conductive and does not absorb the heat absorbed by the solar cells, thereby increasing the efficiency of the system.

No. of Pages : 23 No. of Claims : 10

(12) PATENT APPLICATION PUBLICATION
(21) Application No.201641016153 A
(19) INDIA
(22) Date of filing of Application :09/05/2016
(43) Publication Date : 20/05/2016

(54) Title of the invention : READY TO WEAR - SHORTS ATTACHED DHOTI

(51) International classification :A41B 9/00
(31) Priority Document No :NA
(32) Priority Date :NA
(33) Name of priority country :NA
(86) International Application No :PCT//
Filing Date :01/01/1900
(87) International Publication No : NA
(61) Patent of Addition to Application Number :NA
Filing Date :NA
(62) Divisional to Application Number :NA
Filing Date :NA

(71)**Name of Applicant :**
1)K. Sivalingam
Address of Applicant :THE CHENNAI SILKS, 74-C, NEW MARKET STREET, TIRUPUR, TAMILNADU PIN: 641 604, India Tamil Nadu India
2)ArunKarthykeyen
(72)**Name of Inventor :**
1)K. Sivalingam
2)ArunKarthykeyen

(57) Abstract :
Attached

No. of Pages : 9 No. of Claims : 7

(12) PATENT APPLICATION PUBLICATION
(21) Application No.201641016249 A
(19) INDIA
(22) Date of filing of Application :10/05/2016
(43) Publication Date : 20/05/2016

(54) Title of the invention : PNEUMATIC REGENERATIVE BRAKING WITH HEAT RECOVERY SYSTEM (PRBWHRS) FOR AUTOMOBILE

(51) International classification :B60K 6/00
(31) Priority Document No :NA
(32) Priority Date :NA
(33) Name of priority country :NA
(86) International Application No :PCT//
Filing Date :01/01/1900
(87) International Publication No : NA
(61) Patent of Addition to Application Number :NA
Filing Date :NA
(62) Divisional to Application Number :NA
Filing Date :NA

(71)**Name of Applicant :**
1)Prof. Uppalapati Surya Prabhakara Rao
Address of Applicant :Professor of Mechanical Engineering, Institute of Aeronautical Engineering, Pent house P2, Movva Nest Apartments, Nizampet Road, Beside Bhaskar Model School, Hyderabad, 500085,Telangana State, India. Telangana India
2)Dr. Chellapilla Venkata Krishna Naga Satyanarayana Moorthy
3)Ms. Duru Anitha.
(72)**Name of Inventor :**
1)Prof. Uppalapati Surya Prabhakara Rao
2)Dr. Chellapilla Venkata Krishna Naga Satyanarayana Moorthy
3)Ms. Duru Anitha.

(57) Abstract :
A system and a method for reducing fuel consumption by Pneumatic Regenerative Braking with Heat Recovery system for an automobile is disclosed. The system includes Flanged sleeve (4) which transmits mechanical Power from a vehicle wheel to V-belt pulley and vice-versa, magnetic clutch plate (5) which is energized whenever power transmission is required to take place i.e., vehicle to air tank and air tank to vehicle, V-belt pulley and V-belt for power transmission, Air compressor to convert kinetic energy to potential energy, Pneumatic valve to direct the hot air in the required direction, Air tank to store the air under pressure and heat it, Inlet air pipe to guide the air from radiator to air compressor, Exhaust gases inlet pipe to direct the exhaust gases to the air tank, Exhaust gases baffle to direct the exhaust gases to the air tank for heating the air, Control unit to operate pneumatic valve and magnetic clutch in conjunction with brake operation.

No. of Pages : 11 No. of Claims : 6

(12) PATENT APPLICATION PUBLICATION
(21) Application No.201641016250 A
(19) INDIA
(22) Date of filing of Application :10/05/2016
(43) Publication Date : 20/05/2016

(54) Title of the invention : VIRTUAL AGRI SERVICES SYSTEM

(51) International classification	:A01B 79/00
(31) Priority Document No	:NA
(32) Priority Date	:NA
(33) Name of priority country	:NA
(86) International Application No	:PCT//
Filing Date	:01/01/1900
(87) International Publication No	: NA
(61) Patent of Addition to Application Number	:NA
Filing Date	:NA
(62) Divisional to Application Number	:NA
Filing Date	:NA

(71)**Name of Applicant :**
1)Virtual Agri Services Private Limited
Address of Applicant :8-1-523/302/1&2, C-2, 2nd Floor, Stellar Frontier, Brindavan Colony, Opp: Ratnadeep Super Market, Above LG showroom, Tolichowki, Hyderabad-500008, Telangana, India. Telangana India
(72)**Name of Inventor :**
1)WDARU MALATHI REDDY

(57) Abstract :
Virtual Agri Services system and method generally belongs to the field of information technology systems, more particularly, to a virtual agricultural service application to access rural information services and integrated management to support agriculture. The present innovation addresses the problem of spatial and temporal divide of farm, farmer and expert advisor and other players who are greatly disjointed by creating a robust virtual electronic network of various individual and institutional stake holders. Virtual Agri Services system is a virtual online application to enable smart agriculture through android based mobile interface and web interface, comprising of different modules namely,-Farmer and Farm Inventory, Agri-surveillance of pest, diseases, mites, nematodes, rodents, weeds and nutrient disorders, Soil Health Tracking, Life Cycle Based Expert Advisory through text, voice/video over IP, Online training, Farm Input Aggregator, Farm Output Aggregator, Farm Financier and Farm Insurer. It facilitates a life cycle based expert advisory system

No. of Pages : 21 No. of Claims : 26

(12) PATENT APPLICATION PUBLICATION
(21) Application No.201641016351 A
(19) INDIA
(22) Date of filing of Application :10/05/2016
(43) Publication Date : 20/05/2016

(54) Title of the invention : SESQUIHYDROCHLORIDE SALTS OF METFORMIN AND PREPARATION METHODS THEREOF

(51) International classification	:A61K 31/00
(31) Priority Document No	:NA
(32) Priority Date	:NA
(33) Name of priority country	:NA
(86) International Application No	:PCT// /
Filing Date	:01/01/1900
(87) International Publication No	: NA
(61) Patent of Addition to Application Number	:NA
Filing Date	:NA
(62) Divisional to Application Number	:NA
Filing Date	:NA

(71)**Name of Applicant :**
1)kamavarapu sarath kumar
Address of Applicant :5-7-15/1, Flat No 101, Srinivasasadan, Dayarguda, Near Metro Kukatpally, Hyderabad Telangana India
(72)**Name of Inventor :**
1)kamavarapu sarath kumar

(57) Abstract :
The present invention provides metformin sesquihydrochloride, method of preparing, and pharmaceutical compositions containing the same. The metformin sesquihydrochloride according to the present invention has improved pharmacological effect as compared with metformin monohydrochloride and is capable of achieving a therapeutic purpose by administering a reduced amount of metformin hydrochloride. The metformin sesquihydrochloride has excellent physicochemical properties, such as solubility, stability, non-hygroscopic and good flow characteristics.

No. of Pages : 23 No. of Claims : 12

(12) PATENT APPLICATION PUBLICATION
(19) INDIA
(22) Date of filing of Application :10/05/2016
(21) Application No.201641016352 A
(43) Publication Date : 20/05/2016

(54) Title of the invention : DIHYDROCHLORIDE SALTS OF METFORMIN AND PREPARATION METHODS THEREOF

(51) International classification	:A61K 31/00
(31) Priority Document No	:NA
(32) Priority Date	:NA
(33) Name of priority country	:NA
(86) International Application No	:PCT//
Filing Date	:01/01/1900
(87) International Publication No	: NA
(61) Patent of Addition to Application Number	:NA
Filing Date	:NA
(62) Divisional to Application Number	:NA
Filing Date	:NA

(71)**Name of Applicant :**
1)kamavarapu sarath kumar
Address of Applicant :5-7-15/1, Flat No 101, Srinivasasadan, Dayarguda, Near Metro Kukatpally, Hyderabad Telangana India
(72)**Name of Inventor :**
1)kamavarapu sarath kumar

(57) Abstract :
The present invention provides metformin dihydrochloride, method of preparing, and pharmaceutical compositions containing the same. The metformin dihydrochloride according to the present invention has improved pharmacological effect as compared with metformin mono hydrochloride and is capable of achieving a therapeutic purpose by administering a reduced amount of metformin hydrochloride. The metformin dihydrochloride has excellent physicochemical properties, such as solubility, stability, non-hygroscopic and good flow characteristics.

No. of Pages : 22 No. of Claims : 12

(12) PATENT APPLICATION PUBLICATION
(21) Application No.201641000531 A
(19) INDIA
(22) Date of filing of Application :06/01/2016
(43) Publication Date : 20/05/2016

(54) Title of the invention : MULTI AIRFOIL WIND POWER GENERATOR

(51) International classification :F03D 3/00
(31) Priority Document No :NA
(32) Priority Date :NA
(33) Name of priority country :NA
(86) International Application No :PCT//
Filing Date :01/01/1900
(87) International Publication No : NA
(61) Patent of Addition to Application Number :NA
Filing Date :NA
(62) Divisional to Application Number :NA
Filing Date :NA

(71)**Name of Applicant :**
1)A. Jesu Antony Maria Sugan
Address of Applicant :No:22, Shanthi Nagar 11th Street, Palayamkottai, Tirunelveli, Tamil Nadu - 627002 Tamil Nadu India
(72)**Name of Inventor :**
1)A. Jesu Antony Maria Sugan

(57) Abstract :
ABSTRACT MULTI AIRFOIL WIND POWER GENERATOR The invention discloses a novel device and a method to generate power by using a multi airfoil wind turbine. The invention discloses a Multi Airfoil wind turbine device that is used to amplify an input force by the use of leverage and provide a greater output force. The airfoils are arranged vertically and force acting on airfoils flaps horizontally. The horizontal motion of the airfoil is converted into a circular/rotary motion by crank shaft, which in turn is used to generate electricity.

No. of Pages : 29 No. of Claims : 4

(12) PATENT APPLICATION PUBLICATION
(21) Application No.201641016472 A
(19) INDIA
(22) Date of filing of Application :11/05/2016
(43) Publication Date : 20/05/2016

(54) Title of the invention : A METHOD AND A SYSTEM FOR PREDICTING STABILITY OF A PROJECT

(51) International classification	:G06Q 10/00
(31) Priority Document No	:NA
(32) Priority Date	:NA
(33) Name of priority country	:NA
(86) International Application No	:PCT// /
Filing Date	:01/01/1900
(87) International Publication No	: NA
(61) Patent of Addition to Application Number	:NA
Filing Date	:NA
(62) Divisional to Application Number	:NA
Filing Date	:NA

(71)**Name of Applicant :**
1)WIPRO LIMITED
Address of Applicant :Doddakannelli, Sarjapur Road, Bangalore 560035, Karnataka, India. Karnataka India
(72)**Name of Inventor :**
1)VENKATA SUBRAMANIAN JAYARAMAN
2)SUMITHRA SUNDARESAN
3)RAJIV KUMAR AGRAWAL

(57) Abstract :
The present disclosure relates to a method and a system for predicting stability of a project. A predictive analysis system receives data related to defect parameters, developer parameters, test case parameters, requirement parameters and production defect parameters of a project from one or more data sources. Thereafter, the predictive analysis system determines plurality of trends based on the received data. Further, the predictive analysis system determines a project release prediction value for the project based on at least one of the plurality of trends. Further, the predictive analysis system determines an impact value of the project based on at least one of the plurality of trends. Finally, the predictive analysis system determines a prediction result value based on the project release prediction value and the impact value for predicting the stability of the project. Fig.2

No. of Pages : 43 No. of Claims : 12

(12) PATENT APPLICATION PUBLICATION
(21) Application No.201641016501 A
(19) INDIA
(22) Date of filing of Application :11/05/2016
(43) Publication Date : 20/05/2016

(54) Title of the invention : MORPHOLOGY, BANDGAP AND GRAIN SIZE TAILORING IN CU2O THIN FILM BY MODIFIED CHEMICAL BATH DEPOSITION TECHNIQUE AND METHODS EMPLOYED THEREOF

(51) International classification	:C23C 18/00
(31) Priority Document No	:NA
(32) Priority Date	:NA
(33) Name of priority country	:NA
(86) International Application No	:PCT//
Filing Date	:01/01/1900
(87) International Publication No	: NA
(61) Patent of Addition to Application Number	:NA
Filing Date	:NA
(62) Divisional to Application Number	:NA
Filing Date	:NA

(71)**Name of Applicant :**
1)SRINIVAS MANTHA
Address of Applicant :F-6, B-7, 2-2-12/1/C, Orchids Apartments, D.D. Colony, Hyderabad-500007, Telangana, India. Telangana India
2)A. T. RAVICHANDRAN
3)K. DHANABALAN
4)A. VASUHI DHANABALAN
5)R. CHANDRAMOHAN
(72)**Name of Inventor :**
1)SRINIVAS MANTHA
2)A. T. RAVICHANDRAN
3)K. DHANABALAN
4)A. VASUHI DHANABALAN
5)R. CHANDRAMOHAN

(57) Abstract :
Exemplary embodiments of the present disclosure are directed towards a method of morphology, bandgap and grain size tailoring in copper oxide thin film by modified chemical bath deposition technique comprising of; a method of cleaning the glass slide/substrates involving glass slides of predetermined dimensions subjected to a boil in concentrated chromic acid for 2 hours, further cleaned with double distilled water and finally rinsed in acetone before use in the deposition of the films of copper Oxide. A method for preparing a thin film of copper Oxide wherein copper sulphate pentahyrate (CuSO4.5H2O), sodium thiosulfate (Na2S2O3.5H2O) and sodium hydroxide (NaOH) being used in an aqueous medium where a 1.0 M NaOH solution being prepared and heated to 70 °C.Further a colorless solution of copper thiosulphate prepared by addition of 0.1MNa2S2O3 and 0.1M CuSO4 after constant stirring for 30min. The glass slide/substrates being immersed in NaOH solution at 70°C by holding the slide vertically using sample holder for 15s. The OHˆ' ions from NaOH solution adhering to the surface of the glass slide/substrates thereby performing a second immersion of the glass slide/substrates in the copper ion complex solution for 15s. In the thiosulfate cuprite solution, the Cu (I) ions being formed by dissociation equilibrium adhering to the glass slide/substrates and reacting with (OHˆ') ions present on the surface to form Cu2O. The glass slide/substrates being immersed in double distilled water for durations of 10s removing the unreacted Cu+ and OHˆ' ions thus enabling the removal of the loosely bounded particles from the glass slide/substrates marking the completion of the cycle.

No. of Pages : 22 No. of Claims : 8

(12) PATENT APPLICATION PUBLICATION
(21) Application No.201641015552 A
(19) INDIA
(22) Date of filing of Application :04/05/2016
(43) Publication Date : 20/05/2016

(54) Title of the invention : AUTOMOTIVE VEHICLE WHEEL WITH THREE DIMENSIONAL PRINTED ALLOYS

(51) International classification	:C22F 1/00
(31) Priority Document No	:NA
(32) Priority Date	:NA
(33) Name of priority country	:NA
(86) International Application No	:NA
Filing Date	:NA
(87) International Publication No	: NA
(61) Patent of Addition to Application Number	:NA
Filing Date	:NA
(62) Divisional to Application Number	:NA
Filing Date	:NA

(71)**Name of Applicant :**
1)KANUPARTI VISHNU PRASHANT REDDY
Address of Applicant :6-3-661/1/K/1, Flat No. 301, Aditya Pride Apartments, Kapadia Lane, Somajiguda, Hyderabad-500082, Telangana, India. Telangana India
(72)**Name of Inventor :**
1)KANUPARTI VISHNU PRASHANT REDDY
2)SYED FAZEELUDDIN
3)ISHRAT MEERA MIRZANA

(57) Abstract :
Exemplary embodiments of the present disclosure are directed towards an automotive vehicle wheel with three dimensional printed alloys (3-D printing). The automotive vehicle wheel comprises a rim and a plurality of spokes printed with three dimensional alloys configured to provide hollow sections. The hollow sections of the plurality of spokes configured to fit in a rim of the wheel, and which are printed with aluminum alloy for providing low weight and satisfy heavy load conditions.

No. of Pages : 11 No. of Claims : 6

(12) PATENT APPLICATION PUBLICATION
(19) INDIA
(22) Date of filing of Application :05/05/2016
(21) Application No.201641015626 A
(43) Publication Date : 20/05/2016

(54) Title of the invention : TOOTHPASTE DISPENSING TOOTHBRUSH

(51) International classification	:A46B 15/00
(31) Priority Document No	:NA
(32) Priority Date	:NA
(33) Name of priority country	:NA
(86) International Application No	:NA
Filing Date	:NA
(87) International Publication No	: NA
(61) Patent of Addition to Application Number	:NA
Filing Date	:NA
(62) Divisional to Application Number	:NA
Filing Date	:NA

(71)**Name of Applicant :**
1)Allinnov Research and Development Private Limited
Address of Applicant :D. NO. 29B, Bairappa Colony, Krishnagiri 635001 TAMILNADU INDIA Tamil Nadu India

(72)**Name of Inventor :**
1)SUNDARPAUL S
2)PREM CHARLES I
3)S GOWTHAMI
4)Dr. A P ARUN
5)Dr. KARTHIGEYAN R
6)VENKATA MUTHU V P
7)NARAYANAN J K
8)PRASHANTH M
9)SIVAKUMAR NANJAPPAN
10)MANI P
11)RAJASEKARAN PONNUSAMY
12)VIDHYAPATHI G
13)VENKATESHA
14)S DIWAKAR
15)M VIJAY VIKRAMA BASKAR

(57) Abstract :
The present invention relates to a tooth brush that consists of a provision to load in tooth paste with replaceable cartridges. The habit of brushing differs from person to person based on their practices. Some people brush once a day and some do twice and some do brush after each and every meal. Whenever a user prepares for brushing there is a need to handle our tooth brush and tooth paste separately so that at times when the user is too sleepy in the morning, he slips the paste from the bristles and also accidentally and during travel to other places there comes a need to pick both the items together. During travel sometimes it happens that we forget the paste tube in the place where we brush and get along with only the brush. This invention will be a milestone in solving these issues in brushing. This brush can also be used with the traditional method of applying paste on the bristles and the vice versa.

No. of Pages : 17 No. of Claims : 12

(12) PATENT APPLICATION PUBLICATION
(21) Application No.201641015897 A
(19) INDIA
(22) Date of filing of Application :06/05/2016
(43) Publication Date : 20/05/2016

(54) Title of the invention : SYSTEM AND METHOD FOR AMELIORATING USER ACTIVITIES ON A NETWORKED PLATFORM

(51) International classification	:G07F 17/00
(31) Priority Document No	:NA
(32) Priority Date	:NA
(33) Name of priority country	:NA
(86) International Application No	:NA
Filing Date	:NA
(87) International Publication No	: NA
(61) Patent of Addition to Application Number	:NA
Filing Date	:NA
(62) Divisional to Application Number	:NA
Filing Date	:NA

(71)**Name of Applicant :**
1)SANDEEP JAMPALA
Address of Applicant :Plot No. 29, Flat 107, Maheshwari Enclaves, Chandra Nagar Road No.2, Chintal, Hyderabad-500054, Telangana, India. Telangana India
(72)**Name of Inventor :**
1)SANDEEP JAMPALA
2)N. SAHODAR REDDY
3)SHARANYA NADIKATTU
4)RANGARAKESH KANCHAMREDDY
5)SRIDHARA SRI RAMYA LATHA

(57) Abstract :
Exemplary embodiments of the present disclosure are directed towards a system and method for ameliorating user activities on a network platform. The system comprises of a user activities ameliorating system and a spin generating system. The user activities ameliorating system is configured to provide a plurality of products and/or a plurality of services to a user. The plurality of products and/or a plurality of services are purchased by the user. The spin generating system is configured to generate spins. The user activities ameliorating system provides at least one spinning opportunity to the user for obtaining a plurality of ameliorating benefits.

No. of Pages : 19 No. of Claims : 9

(12) PATENT APPLICATION PUBLICATION
(21) Application No.201641016026 A
(19) INDIA
(22) Date of filing of Application :07/05/2016
(43) Publication Date : 20/05/2016

(54) Title of the invention : SYSTEM AND METHOD THAT USE NO MORTAR FOR CONSTRUCTION

(51) International classification	:E04G 21/00
(31) Priority Document No	:NA
(32) Priority Date	:NA
(33) Name of priority country	:NA
(86) International Application No	:NA
Filing Date	:NA
(87) International Publication No	: NA
(61) Patent of Addition to Application Number	:NA
Filing Date	:NA
(62) Divisional to Application Number	:NA
Filing Date	:NA

(71)**Name of Applicant :**
1)GUNNA RAMAKRISHNA RAO
Address of Applicant :GUNNA RAMAKRISHNA RAO ANTHARAKUDDA (POST & VILLAGE), KASIBUGGA (VIA), SRIKAKULAM (DT), ANDHRA PRADESH Andhra Pradesh India
(72)**Name of Inventor :**
1)GUNNA RAMAKRISHNA RAO

(57) Abstract :
A precast concrete brick laying system and method that uses iron rods to connect a plurality of precast concrete bricks mechanically to hold on one another without the need of using mortar is disclosed. It is an object of the present invention to provide a brick laying method that allows a mason or skilled worker to work rapidly by working on repeated connections which save a lot of time.The interoperability of the system with a mason or skilled operator removes much of the manual labor component of brick laying, allowing the mason more time to focus on craftsmanship and quality, and thus improving the end product and the overall working conditions of the mason.

No. of Pages : 16 No. of Claims : 4

Publication After 18 Months:

The following Patent Applications have been published under Section 11A (3) of The Patents (Amendment) Act, 2005. Any Person may file representation by way of opposition to the Controller of Patents at the appropriate office against the grant of the patent in the prescribed manner under section 25(1) of the Patents (Amendment) Act, 2005 read with the rule 55 of The Patents (Amendment) Rules, 2006:

(12) PATENT APPLICATION PUBLICATION

(21) Application No.10970/DELNP/2015 A

(19) INDIA

(22) Date of filing of Application :01/12/2015

(43) Publication Date : 20/05/2016

(54) Title of the invention : PERMANGANATE BASED CONVERSION COATING COMPOSITIONS

(51) International classification	:C23C22/56,C23C22/66,C23C22/68
(31) Priority Document No	:61/823288
(32) Priority Date	:14/05/2013
(33) Name of priority country	:U.S.A.
(86) International Application No	:PCT/US2014/037695
Filing Date	:12/05/2014
(87) International Publication No	:WO 2014/186286
(61) Patent of Addition to Application Number	:NA
Filing Date	:NA
(62) Divisional to Application Number	:NA
Filing Date	:NA

(71)**Name of Applicant :**
1)PRC DESOTO INTERNATIONAL INC.
Address of Applicant :12780 San Fernando Road Sylmar CA 91342 U.S.A.

(72)**Name of Inventor :**
1)MORRIS Eric L.
2)AN Jane
3)KIM Kathy

(57) Abstract :
A composition for application to a substrate comprising a carrier a permanganate ion source and a corrosion inhibitor comprising a rare earth ion an alkali metal ion an alkali earth metal ion and/or a transition metal ion is disclosed. A substrate or article including the composition for application to a substrate and a method of treating a substrate comprising applying the composition to a substrate to form a permanganate treated surface of the substrate and applying a lithium containing composition on the permanganate treated surface are also disclosed.

No. of Pages : 52 No. of Claims : 28

(12) PATENT APPLICATION PUBLICATION
(19) INDIA
(22) Date of filing of Application :01/12/2015
(21) Application No.10971/DELNP/2015 A
(43) Publication Date : 20/05/2016

(54) Title of the invention : METHOD AND APPARATUS FOR ACTING ON OIL SATURATED FORMATIONS AND THE BOTTOM REGION OF A HORIZONTAL WELL BORE

(51) International classification	:E21B43/16,E21B43/25,E21B23/14
(31) Priority Document No	:NA
(32) Priority Date	:NA
(33) Name of priority country	:NA
(86) International Application No	:PCT/RU2014/000060
Filing Date	:24/01/2014
(87) International Publication No	:WO 2015/112045
(61) Patent of Addition to Application Number	:NA
Filing Date	:NA
(62) Divisional to Application Number	:NA
Filing Date	:NA

(71)**Name of Applicant :**
1)OBSCHESTVO S OGRANICHENNOY OTVETSTVENNOSTYU NOVAS SK
Address of Applicant :ul. Seleznevskaya 15 build 1 Moscow 127473 Russia
(72)**Name of Inventor :**
1)AGEEV Nikita Petrovich
2)AGEEV Petr Georgiyevich
3)BOCHKAREV Andreij Vadimovich

(57) Abstract :
The invention relates to the field of the oil and gas industry for intensifying the rate of inflow of oil. The method comprises delivery and arrangement at a horizontal end of a well bore of an apparatus which is equipped with an electrical energy storage unit and an emitter with two electrodes which upon an operator s command are connected by a calibrated metal wire which leads to the latter exploding and to the formation of a directed localized high pressure impact wave propagating radially from given points of the horizontal well borehole with the aim of increasing the permeability of the bottom region of working sections of the horizontal hole. The invention makes it possible to exploit an obliquely directed well bore with a horizontal end to maximum effect and in an ecologically flawless manner.

No. of Pages : 15 No. of Claims : 2

(12) PATENT APPLICATION PUBLICATION
(19) INDIA
(22) Date of filing of Application :01/12/2015
(21) Application No.10972/DELNP/2015 A
(43) Publication Date : 20/05/2016

(54) Title of the invention : METHOD OF PROVIDING A SECURITY DOCUMENT WITH A SECURITY FEATURE AND SECURITY DOCUMENT

(51) International classification :B42D25/00,B42D25/346,B42D25/435
(31) Priority Document No :13382249.4
(32) Priority Date :26/06/2013
(33) Name of priority country :EPO
(86) International Application No :PCT/EP2014/063267
Filing Date :24/06/2014
(87) International Publication No :WO 2014/206977
(61) Patent of Addition to Application Number :NA
Filing Date :NA
(62) Divisional to Application Number :NA
Filing Date :NA

(71)**Name of Applicant :**
1)F • BRICA NACIONAL DE MONEDA Y TIMBRE REAL CASA DE LA MONEDA
Address of Applicant :Jorge Juan 106 E 28009 Madrid Spain
(72)**Name of Inventor :**
1)GARC • A JUEZ Vicente
2)GAMO ARANDA Javier
3)BORRUEL NAVARRO Luis

(57) Abstract :
Method of providing a security document with a security feature comprising the step of providing a conductive layer (22) and the step of removing part of said conductive layer (22) so as to convert at least a portion of said conductive layer into a metamaterial (31 32) selected to provide for authentication of the security document. The invention also relates to a security document obtained with this method and to a method of authenticating such a security document.

No. of Pages : 48 No. of Claims : 17

(12) PATENT APPLICATION PUBLICATION
(19) INDIA
(22) Date of filing of Application :01/12/2015
(21) Application No.10973/DELNP/2015 A
(43) Publication Date : 20/05/2016

(54) Title of the invention : MEDICAL SYSTEM FOR ANNULOPLASTY

(51) International classification :A61F2/24,A61M25/10,A61B17/12
(31) Priority Document No :13168600.8
(32) Priority Date :21/05/2013
(33) Name of priority country :EPO
(86) International Application No :PCT/EP2014/060434
Filing Date :21/05/2014
(87) International Publication No :WO 2014/187855
(61) Patent of Addition to Application Number :NA
Filing Date :NA
(62) Divisional to Application Number :NA
Filing Date :NA

(71)**Name of Applicant :**
1)MEDTENTIA INTERNATIONAL LTD OY
Address of Applicant :Mkelankatu 58 60 3rd Floor FI 00510 Helsinki Finland
(72)**Name of Inventor :**
1)KER„NEN Olli
2)ZERKOWSKI Hans Reinhard

(57) Abstract :
A medical system (300) is disclosed for treating a defective mitral valve (MV) having an annulus (A). The system (300) comprises in combination a removable and flexible elongate displacement unit (301) for temporary insertion into a coronary sinus (CS) adjacent the valve wherein the displacement unit has a delivery state for delivery into said CS and an activated state to which the displacement unit is temporarily and reversibly transferable from the delivery state. The displacement unit comprises a proximal reversibly expandable portion (302) a distal anchoring portion (303) being movable in relation to the proximal expandable portion in a longitudinal direction of the displacement unit to the activated state in which the shape of the annulus is modified to a modified shape (A); and an annuloplasty device (102) for permanent fixation at the mitral valve annulus by annuloplasty of the valve when the modified shape is obtained. The annuloplasty device (102) comprises a fixation structure that is adapted to retain the modified shape.

No. of Pages : 42 No. of Claims : 33

(12) PATENT APPLICATION PUBLICATION
(21) Application No.1015/DELNP/2013 A
(19) INDIA
(22) Date of filing of Application :01/02/2013
(43) Publication Date : 20/05/2016

(54) Title of the invention : METHODS OF DETECTING RESIDUAL AMOUNTS OF POLYMERS USED IN THE PURIFICATION OF BIOMOLECULES

(51) International classification :C12Q1/68
(31) Priority Document No :61/397186
(32) Priority Date :08/06/2010
(33) Name of priority country :U.S.A.
(86) International Application No :PCT/US2011/039595
Filing Date :08/06/2011
(87) International Publication No :WO 2011/156467
(61) Patent of Addition to Application Number :NA
Filing Date :NA
(62) Divisional to Application Number :NA
Filing Date :NA

(71)**Name of Applicant :**
1)EMD MILLIPORE CORPORATION
Address of Applicant :290 Concord Road Billerica MA 01821 U.S.A.
(72)**Name of Inventor :**
1)ZILLMAN Martin
2)JABER Jad
3)HAMZIK James

(57) Abstract :
The present invention relates to.methods of detecting residual amounts of polymers including stimulus responsi ve polymers which are used in processes for purifying bioraolecules such as for example proteins polypeptides antibodies vaccines and the like.

No. of Pages : 35 No. of Claims : 37

(12) PATENT APPLICATION PUBLICATION
(19) INDIA
(22) Date of filing of Application :26/11/2013
(21) Application No.10150/DELNP/2013 A
(43) Publication Date : 20/05/2016

(54) Title of the invention : LIGNOCELLULOSIC HYDROLYSATES AS FEEDSTOCKS FOR ISOBUTANOL FERMENTATION

(51) International classification :C12P7/16
(31) Priority Document No :61/498209
(32) Priority Date :17/06/2011
(33) Name of priority country :U.S.A.
(86) International Application No :PCT/US2012/000289
Filing Date :15/06/2012
(87) International Publication No :WO 2012/173659
(61) Patent of Addition to Application Number :NA
Filing Date :NA
(62) Divisional to Application Number :NA
Filing Date :NA

(71)**Name of Applicant :**
1)BUTAMAX ADVANCED BIOFUELS LLC
Address of Applicant :Route 141 & Henry Clay DuPont Experimental Station Building 356 Wilmington Delaware 19880 0356 U.S.A.
(72)**Name of Inventor :**
1)DOBSON Ian David
2)KRUCKEBERG Arthur Leo

(57) Abstract :
The invention relates generally to the field of industrial microbiology and butanol production from sources of 5-carbon sugars such as lignocellulosic hydrolysates. More specifically, the invention relates to the use of an xylulose or xylulose-5 -phosphate-producing enzyme and micro-aerobic or anaerobic conditions to increase butanol production from such sugars and recovery of said butanol through ins situ product recovery methods.

No. of Pages : 636 No. of Claims : 76

(12) PATENT APPLICATION PUBLICATION
(19) INDIA
(22) Date of filing of Application :09/12/2013
(21) Application No.10561/DELNP/2013 A
(43) Publication Date : 20/05/2016

(54) Title of the invention : ISOLATION OF PRODUCT AND PROPELLANT IN AVARIOUS DISPENSING DEVICES AND PLATFORMS (FLAIRFRESH)

(51) International classification	:B05B11/04,B05B7/12,B67D3/00
(31) Priority Document No	:61/518677
(32) Priority Date	:09/05/2011
(33) Name of priority country	:U.S.A.
(86) International Application No	:PCT/US2012/037167
Filing Date	:09/05/2012
(87) International Publication No	:WO 2012/154886
(61) Patent of Addition to Application Number	:NA
Filing Date	:NA
(62) Divisional to Application Number	:NA
Filing Date	:NA

(71)**Name of Applicant :**
1)DISPENSING TECHNOLOGIES B.V.
Address of Applicant :Waterbeemd 4A NL 5705 Dn Helmond Netherlands
(72)**Name of Inventor :**
1)MAAS Wilhelmus Johannes Joseph
2)HURKMANS Petrus Lambertus Wilhelmus
3)NERVO Paolo
4)HALEVA Aaron S.

(57) Abstract :
In exemplary embodiments of the present invention platforms from which various dispensing devices, both manually operated as well as touch-less (motion sensor based) are presented. Such exemplary devices incorporate two main components: (i) the bag within a bag Flair® technology, and (ii) a OnePak type dispensing head (with a normally closed outlet valve). Such platforms can be, for example, overpressure based or underpressure based, can have various application based features, and can interface with various exemplary Flair type bottles. Exemplary embodiments described herein relate to dispensing systems where (i) the fluid or other dispensate to be dispensed, and (ii) the propellant used to dispense it, whether said propellant is a fluid, a gas, air at atmospheric pressure, or other, are completely separated in separate circuits, controlled separately, and only optionally mixed at the final dispensing time, if desired, at a point downstream of the normally closed outlet valve. Additionally, in such devices the propellant can be used for other ancillary functions, such as, for example, cleaning a spout or output channel, making foam or spray, controlling valves, pistons, pumps, making noise, and the like. Certain of such exemplary systems utilize a unique bottle in the dispensing appliance which (i) cannot be replaced by a competitors, or other third partys bottle which also (ii) cannot be refilled by a consumer.

No. of Pages : 117 No. of Claims : 53

(12) PATENT APPLICATION PUBLICATION
(21) Application No.10990/DELNP/2015 A
(19) INDIA
(22) Date of filing of Application :02/12/2015
(43) Publication Date : 20/05/2016

(54) Title of the invention : CARPET WITH WIRE HARNESS AND MANUFACTURING METHOD FOR CARPET WITH WIRE HARNESS

(51) International classification :B60N3/04,B60R16/02
(31) Priority Document No :2013130445
(32) Priority Date :21/06/2013
(33) Name of priority country :Japan
(86) International Application No :PCT/JP2014/064568
Filing Date :02/06/2014
(87) International Publication No :WO 2014/203710
(61) Patent of Addition to Application Number :NA
Filing Date :NA
(62) Divisional to Application Number :NA
Filing Date :NA

(71)**Name of Applicant :**
1)SUMITOMO WIRING SYSTEMS LTD.
Address of Applicant :1 14 Nishisuehiro cho Yokkaichi shi Mie 5108503 Japan
(72)**Name of Inventor :**
1)AKASAKA Mitsuhiro

(57) Abstract :
A technology attaching a wire harness and a carpet to a vehicle body panel at a low cost is provided. A carpet with wire harness 1 includes: a carpet main body 3; a wire harness 2 arranged on the carpet main body 3; a retaining tab 4 having a portion near a base end connected to the carpet main body 3 and, together with the carpet main body 3, wrapping up and holding the wire harness 2 by folding back a portion near a forefront end of the retaining tab 4; and an attachment portion 5 attaching the retaining tab 4 to the carpet main body 3 by passing an insertion portion 5 1 through the carpet main body 3 and a portion of the retaining tab 4 nearer to the forefront end than the portion covering the wire harness 2. The carpet main body 3 is attached to a vehicle body panel 9 by inserting the insertion portion 51 through the vehicle body panel 9.

No. of Pages : 16 No. of Claims : 7

(12) PATENT APPLICATION PUBLICATION
(21) Application No.10974/DELNP/2015 A
(19) INDIA
(22) Date of filing of Application :01/12/2015
(43) Publication Date : 20/05/2016

(54) Title of the invention : MOBILE SECURITY TECHNOLOGY

(51) International classification :H04W4/02
(31) Priority Document No :61/819575
(32) Priority Date :04/05/2013
(33) Name of priority country :U.S.A.
(86) International Application No :PCT/US2014/036871
Filing Date :05/05/2014
(87) International Publication No :WO 2014/182638
(61) Patent of Addition to Application Number :NA
Filing Date :NA
(62) Divisional to Application Number :NA
Filing Date :NA

(71)**Name of Applicant :**
1)DECHARMS Christopher
Address of Applicant :Box 370786 Montara California 94037 U.S.A.
(72)**Name of Inventor :**
1)DECHARMS Christopher

(57) Abstract :
In one implementation a computer implemented method includes determining a location of a mobile computing device using one or more of a plurality of data sources; communicating by the mobile computing device with another computing device as part of a two way video chat session over a first network connection the communicating including transmitting the location of the mobile computing device; displaying as part of the two way video chat session real time video from the other computing device; recording video using one or more cameras that are accessible to the mobile computing device; and transmitting over a second network connection the video to a remote storage system for persistent storage.

No. of Pages : 143 No. of Claims : 20

(12) PATENT APPLICATION PUBLICATION
(19) INDIA
(22) Date of filing of Application :01/12/2015
(21) Application No.10975/DELNP/2015 A
(43) Publication Date : 20/05/2016

(54) Title of the invention : PHARMACEUTICAL FORMULATIONS OF A HIF HYDROXYLASE INHIBITOR

(51) International classification :A61K9/28,A61K9/48,A61K31/472
(31) Priority Document No :61/831909
(32) Priority Date :06/06/2013
(33) Name of priority country :U.S.A.
(86) International Application No :PCT/US2014/041021
Filing Date :05/06/2014
(87) International Publication No :WO 2014/197660
(61) Patent of Addition to Application Number :NA
Filing Date :NA
(62) Divisional to Application Number :NA
Filing Date :NA

(71)**Name of Applicant :**
1)FIBROGEN INC.
Address of Applicant :409 Illinois Street San Francisco CA 94158 U.S.A.
(72)**Name of Inventor :**
1)CONCA David
2)FLIPPIN Lee Allen
3)LEIGH Scott David
4)WITSCHI Claudia
5)WRIGHT Lee Robert

(57) Abstract :
The present disclosure relates to pharmaceutical formulations of [(4 hydroxy 1 methyl 7 phenoxy isoquinoline 3 carbonyl) amino] acetic acid and methods of use thereof.

No. of Pages : 55 No. of Claims : 61

(12) PATENT APPLICATION PUBLICATION
(19) INDIA
(22) Date of filing of Application :01/12/2015
(21) Application No.10976/DELNP/2015 A
(43) Publication Date : 20/05/2016

(54) Title of the invention : A SYSTEM FOR VARIABLE RATIO BLENDING OF MULTIPLE AGRICULTURAL PRODUCTS FOR DELIVERY VIA A PORTED OPENER

(51) International classification	:A01C7/18,A01C15/00,A01C17/00
(31) Priority Document No	:na
(32) Priority Date	: -
(33) Name of priority country	:
(86) International Application No	:PCT/CA2013/000466
Filing Date	:13/05/2013
(87) International Publication No	:WO 2014/183182
(61) Patent of Addition to Application Number	:NA
Filing Date	:NA
(62) Divisional to Application Number	:NA
Filing Date	:NA

(71)**Name of Applicant :**
1)CLEAN SEED AGRICULTURAL TECHNOLOGIES LTD.
Address of Applicant :14 7541 Conway Avenue Burnaby British Columbia V5E 2P7 Canada
(72)**Name of Inventor :**
1)ROSENGREN Colin Mark
2)RUFF Robert Sydney
3)SCHEMBRI Charles Joseph
4)WILSON Gordon Blair

(57) Abstract :
A system to meter multiple agricultural products according to an independently prescribed rate for each in a variable ratio blend of the agricultural products from a single opener in a plurality of such systems and openers across an applicator such as a drill. Bulk storage compartments associated with the applicator deliver multiple agricultural products to metering assemblies mounted in clusters or pods across the applicator. The agricultural products are fed from the metering assemblies via a flow re director into a manifold and then into a corresonding single opener having conduits to transport the agricultural product into the soil. Controllers independently regulate metering by the metering assemblies. The flow re director and manifold provide blending of combinations of the agricultural products for each opener according to a field prescription.

No. of Pages : 80 No. of Claims : 17

(12) PATENT APPLICATION PUBLICATION
(19) INDIA
(22) Date of filing of Application :01/12/2015
(21) Application No.10977/DELNP/2015 A
(43) Publication Date : 20/05/2016

(54) Title of the invention : DELIVERY OF IMMUNOSUPPRESSANTS HAVING A SPECIFIED PHARMACODYNAMIC EFFECTIVE LIFE AND ANTIGEN FOR THE INDUCATION OF IMMUNE TOLERANCE

(51) International classification	:A61K9/16,A61K47/30,A61K31/445
(31) Priority Document No	:61/819517
(32) Priority Date	:03/05/2013
(33) Name of priority country	:U.S.A.
(86) International Application No	:PCT/US2014/036697
Filing Date	:02/05/2014
(87) International Publication No	:WO 2014/179770
(61) Patent of Addition to Application Number	:NA
Filing Date	:NA
(62) Divisional to Application Number	:NA
Filing Date	:NA

(71)**Name of Applicant :**
1)SELECTA BIOSCIENCES INC.
Address of Applicant :480 Arsenal Street Building One Watertown MA 02472 U.S.A.
(72)**Name of Inventor :**
1)KISHIMOTO Takashi Kei

(57) Abstract :
This invention relates to methods that provide immunosuppressants and therapeutic macromolecules that are administered within a pharmacodynamically effective window of the immunosuppressants to induce immune tolerance to the therapeutic macromolecules. The methods allow shifting the immune response in favor of tolerogenic immune response development specific to the therapeutic macromolecule.

No. of Pages : 80 No. of Claims : 39

(12) PATENT APPLICATION PUBLICATION
(19) INDIA
(22) Date of filing of Application :01/12/2015
(21) Application No.10978/DELNP/2015 A
(43) Publication Date : 20/05/2016

(54) Title of the invention : DOSING COMBINATIONS FOR REDUCING UNDESIRED HUMORAL IMMUNE RESPONSES

(51) International classification :A61K9/16,A61K9/127,A61K47/30
(31) Priority Document No :61/819517
(32) Priority Date :03/05/2013
(33) Name of priority country :U.S.A.
(86) International Application No :PCT/US2014/036698
Filing Date :02/05/2014
(87) International Publication No :WO 2014/179771
(61) Patent of Addition to Application Number :NA
Filing Date :NA
(62) Divisional to Application Number :NA
Filing Date :NA

(71)**Name of Applicant :**
1)SELECTA BIOSCIENCES INC.
Address of Applicant :480 Arsenal Street Building One Watertown MA 02472 U.S.A.
(72)**Name of Inventor :**
1)MALDONADO Roberto A.
2)KISHIMOTO Takashi Kei

(57) Abstract :
Disclosed are dosings of therapeutic macromolecules and immunosuppressants in some embodiments attached to synthetic nanocarriers in combination with dosings of therapeutic macromolecules without synthetic nanocarriers and related methods that provide reduced humoral immune responses.

No. of Pages : 91 No. of Claims : 48

(12) PATENT APPLICATION PUBLICATION
(19) INDIA
(22) Date of filing of Application :01/12/2015
(21) Application No.10979/DELNP/2015 A
(43) Publication Date : 20/05/2016

(54) Title of the invention : TOLEROGENIC SYNTHETIC NANOCARRIERS AND THERAPEUTIC MACROMOLECULES FOR REDUCED OR ENHANCED PHARMACODYNAMIC EFFECTS

(51) International classification	:A61K9/16,A61K47/30,A61K39/395
(31) Priority Document No	:61/819517
(32) Priority Date	:03/05/2013
(33) Name of priority country	:U.S.A.
(86) International Application No	:PCT/US2014/036687
Filing Date	:02/05/2014
(87) International Publication No	:WO 2014/179762
(61) Patent of Addition to Application Number	:NA
Filing Date	:NA
(62) Divisional to Application Number	:NA
Filing Date	:NA

(71)**Name of Applicant :**
1)SELECTA BIOSCIENCES INC.
Address of Applicant :480 Arsenal Street Building One Watertown MA 02472 U.S.A.
(72)**Name of Inventor :**
1)MALDONADO Robert A.
2)KISHIMOTO Takashi Kei

(57) Abstract :
Disclosed are compositions and methods that provide pharmacodynamic effects specific to therapeutic macromolecules. The effects may result from reduced doses of therapeutic macromolecules in combination with immunosuppressant doses. The effects may also be enhanced with such compositions.

No. of Pages : 124 No. of Claims : 69

(12) PATENT APPLICATION PUBLICATION
(19) INDIA
(22) Date of filing of Application :02/12/2015
(21) Application No.10991/DELNP/2015 A
(43) Publication Date : 20/05/2016

(54) Title of the invention : CONTAINER FOR STORING AND TRANSPORTING HEAT SENSITIVE PRODUCTS

(51) International classification :B65D90/06
(31) Priority Document No :1354304
(32) Priority Date :14/05/2013
(33) Name of priority country :France
(86) International Application No :PCT/FR2014/051117
Filing Date :14/05/2014
(87) International Publication No :WO 2014/184491
(61) Patent of Addition to Application Number :NA
Filing Date :NA
(62) Divisional to Application Number :NA
Filing Date :NA

(71)**Name of Applicant :**
1)ARKEMA FRANCE
Address of Applicant :420 Rue dEstienne dOrves F 92700 Colombes France
(72)**Name of Inventor :**
1)TIETZE Olaf
2)MAJ Philippe
3)WITTLINGER Ralf
4)MOELLERS Martin

(57) Abstract :
The present invention relates to a container provided with heat insulation means (8), characterized in that the heat insulation means (8) are removable and consist of a partition having a multilayered structure, or films, arranged between the wall of the tank (5) and at least the walls of two of the above-mentioned sides (2,2) as well as the upper surface (4) of the container (1). The invention further relates to the use of such heat insulation means (8) in a conventional container (1).

No. of Pages : 16 No. of Claims : 12

(12) PATENT APPLICATION PUBLICATION
(19) INDIA
(22) Date of filing of Application :02/12/2015
(21) Application No.10992/DELNP/2015 A
(43) Publication Date : 20/05/2016

(54) Title of the invention : LIPIDOMIC BIOMARKERS

(51) International classification	:A61K31/739,C40B40/14,G01N33/53
(31) Priority Document No	:61/818621
(32) Priority Date	:02/05/2013
(33) Name of priority country	:U.S.A.
(86) International Application No	:PCT/US2014/036102
Filing Date	:30/04/2014
(87) International Publication No	:WO 2014/179424
(61) Patent of Addition to Application Number	:NA
Filing Date	:NA
(62) Divisional to Application Number	:NA
Filing Date	:NA

(71)**Name of Applicant :**
1)THE CHANCELLOR MASTERS AND SCHOLARS OF THE UNIVERSITY OF OXFORD
Address of Applicant :University Offices Wellington Square Oxford OX1 2JD U.K.
2)UNITHER VIROLOGY LLC
(72)**Name of Inventor :**
1)LAING Peter
2)DWEK Raymond
3)POLLOCK Stephanie
4)ZITZMANN Nicole

(57) Abstract :
The present application provides novel lipidomic markers for Hepatitis C and related conditions, such as hepatic fibrosis and hepatocellular carcinoma.

No. of Pages : 72 No. of Claims : 57

(12) PATENT APPLICATION PUBLICATION
(19) INDIA
(22) Date of filing of Application :02/12/2015
(21) Application No.10993/DELNP/2015 A
(43) Publication Date : 20/05/2016

(54) Title of the invention : TAKRAW BALLS

(51) International classification :A63B39/00,A63B39/06
(31) Priority Document No :1308165.8
(32) Priority Date :07/05/2013
(33) Name of priority country :U.K.
(86) International Application No :PCT/GB2014/051387
Filing Date :06/05/2014
(87) International Publication No :WO 2014/181098
(61) Patent of Addition to Application Number :NA
Filing Date :NA
(62) Divisional to Application Number :NA
Filing Date :NA

(71)**Name of Applicant :**
1)SATIAN INDUSTRIES CO LTD.
Address of Applicant :42/58 Moo 5 Soi Sri Satian Petchkasem Road Raiking Sampran Nakhonpathom 73210 Thailand
(72)**Name of Inventor :**
1)LORHPIPAT Boonchai

(57) Abstract :
Disclosed is a side strip (10) for weaving into a takraw ball (66); the strip comprising an elongate length of plastics material wherein regions (34) have one or more generally longitudinal slots (38) between outer (30) and inner (40) strip faces; the slots define rattan like slivers (42) which enable the takraw ball (66) to mimic a traditional rattan takraw ball: a centre strip (46) may be provided with one or more generally longitudinal slots (74a b c d) between outer (52) and inner (56) strip faces; the slots define rattan like slivers (76a b).

No. of Pages : 17 No. of Claims : 15

(12) PATENT APPLICATION PUBLICATION
(19) INDIA
(22) Date of filing of Application :02/12/2015

(21) Application No.10994/DELNP/2015 A
(43) Publication Date : 20/05/2016

(54) Title of the invention : FILTER HEATER ARRANGEMENT

(51) International classification :B01D35/18,B01D35/30
(31) Priority Document No :13507470
(32) Priority Date :19/06/2013
(33) Name of priority country :Sweden
(86) International Application No :PCT/SE2014/050733
Filing Date :17/06/2014
(87) International Publication No :WO 2014/204389
(61) Patent of Addition to Application Number :NA
Filing Date :NA
(62) Divisional to Application Number :NA
Filing Date :NA

(71)**Name of Applicant :**
1)GE HEALTHCARE BIO SCIENCES AB
Address of Applicant :Bjrkgatan 30 S 751 84 Uppsala Sweden
(72)**Name of Inventor :**
1)CARLSSON Lars Johan
2)ERIKSSON Henrik K.
3)FRICKING Patric
4)JONSSON Patrick
5)REFFNER Peter
6)…KERSTR–M Patrik

(57) Abstract :
A filter heater (1) arranged to enclose a filter (3), wherein said filter heater (1) comprises two similar halves (5a, 5b) each having a protruding handle (6a, 6b) on one side whereby the handles are kept together by a spring mechanism such that pinching the handles towards each other will force the sides (10a, 10b) of the two halves (5a, 5b) opposite the handles (6a, 6b) from each other.

No. of Pages : 7 No. of Claims : 5

(12) PATENT APPLICATION PUBLICATION
(19) INDIA
(22) Date of filing of Application :02/12/2015
(21) Application No.10995/DELNP/2015 A
(43) Publication Date : 20/05/2016

(54) Title of the invention : ROLLER HAVING A DRIVEN WHEEL LOAD TRUCK COMPRISING A ROLLER HAVING A DRIVEN WHEEL AND OPERATING DEVICE

(51) International classification :B60B33/00,B60B19/12,B62D51/04
(31) Priority Document No :10 2013 106 381.0
(32) Priority Date :19/06/2013
(33) Name of priority country :Germany
(86) International Application No :PCT/EP2014/062231
Filing Date :12/06/2014
(87) International Publication No :WO 2014/202454
(61) Patent of Addition to Application Number :NA
Filing Date :NA
(62) Divisional to Application Number :NA
Filing Date :NA

(71)**Name of Applicant :**
1)TENTE GMBH & CO. KG
Address of Applicant :Herrlinghausen 75 42929 Wermelskirchen Germany
(72)**Name of Inventor :**
1)BLOCK Wolfgang

(57) Abstract :
The invention relates first of all to a wheel (31) of a roller (5) comprising a roller axis (6), said wheel being driven by an electric motor, wherein the electric motor is a hub motor (7) which drives a hub body (7), which extends with circumferential spacing and surrounds the wheel axle (6), relative to the fixed wheel axle (6), wherein furthermore the wheel (31) has a running surface (10). In order to provide a driven roller which has an electric motor and has a favourable structure according to the invention the running surface (10) is formed on a running surface carrier (11) and the running surface carrier (11) is supported flush on the hub body (7) at the back of the running surface (10). The invention further relates to a manually movable load truck (1) comprising one or more rollers (4 5) of which at least one roller (5) has a driven wheel (31). In order to provide a driven roller which has an electric motor and has a favourable structure a construction of the roller (5) is proposed The invention further relates to an operating device (25), in particular for a manually movable load truck (1). In order to provide a driven roller which has an electric motor and has a favourable structure, according to the invention the operating device (25) is formed having a substantially annular cross section having a central through opening.

No. of Pages : 44 No. of Claims : 31

(12) PATENT APPLICATION PUBLICATION
(21) Application No.11012/DELNP/2015 A
(19) INDIA
(22) Date of filing of Application :02/12/2015
(43) Publication Date : 20/05/2016

(54) Title of the invention : METHODS AND DEVICES FOR ENDOMETRIAL CELL AND TISSUE SAMPLING

(51) International classification :A61B10/00
(31) Priority Document No :61/819471
(32) Priority Date :03/05/2013
(33) Name of priority country :U.S.A.
(86) International Application No :PCT/US2014/036828
Filing Date :05/05/2014
(87) International Publication No :WO 2014/179804
(61) Patent of Addition to Application Number :NA
Filing Date :NA
(62) Divisional to Application Number :NA
Filing Date :NA

(71)**Name of Applicant :**
1)FEMASYS INC.
Address of Applicant :5000 Research Court Suite 100 Suwanee GA 30024 U.S.A.
(72)**Name of Inventor :**
1)LEE SEPSICK Kathy

(57) Abstract :
The present invention comprises methods and devices comprising a scraping element used to contact circumferentially and longitudinally the surface walls of the uterine cavity to provide for broad contact of the intended surface with the device, resulting in attainment of a sufficient volume and comprehensive tissue sample for analysis as an endometrial biopsy or screening uterine cancer. The device may provide for a reservoir for the obtained sample to be contained when removing from the uterine cavity, cervical canal, and vagina. The device may be comprised of a detachable means or be of a material that allows the user to cut the sampling head of the device for placement in collection means to maximize the amount of tissue or cells being sent to the laboratory for analysis.

No. of Pages : 58 No. of Claims : 20

(12) PATENT APPLICATION PUBLICATION
(19) INDIA
(22) Date of filing of Application :02/12/2015
(21) Application No.11013/DELNP/2015 A
(43) Publication Date : 20/05/2016

(54) Title of the invention : ROTOR BLADE OF A WIND TURBINE AND WIND TURBINE

(51) International classification :F03D1/06
(31) Priority Document No :10 2013 210 901.6
(32) Priority Date :11/06/2013
(33) Name of priority country :Germany
(86) International Application No :PCT/EP2014/062100
Filing Date :11/06/2014
(87) International Publication No :WO 2014/198754
(61) Patent of Addition to Application Number :NA
Filing Date :NA
(62) Divisional to Application Number :NA
Filing Date :NA

(71)**Name of Applicant :**
1)WOBBEN PROPERTIES GMBH
Address of Applicant :Dreekamp 5 26605 Aurich Germany
(72)**Name of Inventor :**
1)ALTMIKUS Andree

(57) Abstract :
The invention relates to a rotor blade of an aerodynamic rotor of a wind turbine comprising: at least one first and one second wing fence (810, 820), wherein the first wing fence (810) is arranged on the rotor blade in radial direction, relative to an axis of rotation of the rotor in a range of 25%-40% and the second wing fence (820) is arranged on the rotor blade in radial direction relative to the axis of rotation of the rotor in a range of 45% 60%.

No. of Pages : 33 No. of Claims : 12

(12) PATENT APPLICATION PUBLICATION
(21) Application No.11014/DELNP/2015 A
(19) INDIA
(22) Date of filing of Application :02/12/2015
(43) Publication Date : 20/05/2016

(54) Title of the invention : ORAL CARE IMPLEMENT PACKAGE AND KIT THEREFOR

(51) International classification :B65D75/36
(31) Priority Document No :NA
(32) Priority Date :NA
(33) Name of priority country :NA
(86) International Application No :PCT/US2013/049094
Filing Date :02/07/2013
(87) International Publication No :WO 2015/002638
(61) Patent of Addition to Application Number :NA
Filing Date :NA
(62) Divisional to Application Number :NA
Filing Date :NA

(71)**Name of Applicant :**
1)COLGATE PALMOLIVE COMPANY
Address of Applicant :300 Park Avenue New York New York 10022 U.S.A.
(72)**Name of Inventor :**
1)MOSKOVICH Robert

(57) Abstract :
Disclosed is an oral care implement package (1), comprising: a front panel (100), at least a portion of the front panel (100) being transparent, a backer (200) connected to the front panel (100) with a space for receiving an oral care implement (400) being provided between the backer (200) and the front panel (100), and a magnifying mirror (310) facing the space and visible through the portion of the front panel (100), the magnifying mirror (3109 being in contact with the backer (200), the front panel (100), or both the backer (200) and the front panel (100). Also disclosed is a kit for an oral care implement package (1).

No. of Pages : 20 No. of Claims : 27

(12) PATENT APPLICATION PUBLICATION
(19) INDIA
(22) Date of filing of Application :02/12/2015
(21) Application No.11015/DELNP/2015 A
(43) Publication Date : 20/05/2016

(54) Title of the invention : N (HETEROARYL) SULFONAMIDE DERIVATIVES USEFUL AS S100 INHIBITORS

(51) International classification :C07D401/14,C07D213/75,C07D409/12
(31) Priority Document No :13167680.1
(32) Priority Date :14/05/2013
(33) Name of priority country :EPO
(86) International Application No :PCT/EP2014/059829
Filing Date :14/05/2014
(87) International Publication No :WO 2014/184234
(61) Patent of Addition to Application Number :NA
Filing Date :NA
(62) Divisional to Application Number :NA
Filing Date :NA

(71)**Name of Applicant :**
1)ACTIVE BIOTECH AB
Address of Applicant :Box 724 S 220 07 Lund Sweden
(72)**Name of Inventor :**
1)FRITZSON Ingela
2)LIBERG David
3)EAST Stephen
4)MACKINNON Colin
5)PREVOST Natacha

(57) Abstract :
A compound of formula (I), or a pharmaceutically acceptable salt thereof and a pharmaceutical composition comprising the compound. The compound is an inhibitor of interactions between S100A9 and interaction partners such as RAGE, TLR4 and EMMPRIN and as such is useful in the treatment of disorders such as cancer, autoimmune disorders, inflammatory disorders and neurodegenerative disorders.

No. of Pages : 252 No. of Claims : 25

(12) PATENT APPLICATION PUBLICATION
(19) INDIA
(22) Date of filing of Application :02/12/2015

(21) Application No.11016/DELNP/2015 A
(43) Publication Date : 20/05/2016

(54) Title of the invention : DATE ADJUSTED POWER BUDGETING FOR AN INFORMATION HANDLING SYSTEM

(51) International classification :G06F1/26
(31) Priority Document No :13/924988
(32) Priority Date :24/06/2013
(33) Name of priority country :U.S.A.
(86) International Application No :PCT/US2014/041061
Filing Date :05/06/2014
(87) International Publication No :WO 2014/209565
(61) Patent of Addition to Application Number :NA
Filing Date :NA
(62) Divisional to Application Number :NA
Filing Date :NA

(71)**Name of Applicant :**
1)DELL PRODUCTS LP
Address of Applicant :One Dell Way Round Rock TX 78682 U.S.A.
(72)**Name of Inventor :**
1)BERKE Stuart Allen
2)JENNE John E.

(57) Abstract :
An in formation handling system determines a system configuration including a hardware module, and determines an adjusted power budget for the hardware module. The adjusted power budget is based on a calculation including a difference between a date code read from the hardware module and a baseline date a baseline power budget, a power reduction period and a power reduction interval. The calculation may optionally include a risk factor. In alternate embodiments, an adjusted power budget for a hardware module may be calculated by an order processing system for information handling systems, or by a planning tool for a data center which contains information handling systems.

No. of Pages : 38 No. of Claims : 20

(12) PATENT APPLICATION PUBLICATION
(21) Application No.102/DELNP/2014 A
(19) INDIA
(22) Date of filing of Application :06/01/2014
(43) Publication Date : 20/05/2016

(54) Title of the invention : SYSTEM AND METHOD FOR TRANSFERRING ELECTRIC ENERGY TO A VEHICLE USING SEGMENTS OF A CONDUCTOR ARRANGEMENT WHICH CAN BE OPERATED INDEPENDENTLY

(51) International classification :B60L5/00,B60M3/04
(31) Priority Document No :1109825.8
(32) Priority Date :10/06/2011
(33) Name of priority country :U.K.
(86) International Application No :PCT/EP2012/061028
Filing Date :11/06/2012
(87) International Publication No :WO 2012/168478
(61) Patent of Addition to Application Number :NA
Filing Date :NA
(62) Divisional to Application Number :NA
Filing Date :NA

(71)**Name of Applicant :**
1)BOMBARDIER TRANSPORTATION GMBH
Address of Applicant :Schneberger Ufer 1 10785 Berlin Germany
(72)**Name of Inventor :**
1)WORONOWICZ Konrad

(57) Abstract :
The invention relates to a system for transferring electric energy to a vehicle in particular to a track bound vehicle (81) such as a light rail vehicle or to a road automobile such as a bus to a corresponding method of manufacturing the system and to a corresponding method of operating the system wherein the system comprises at least one electric conductor arrangement for producing an alternating electromagnetic field and for thereby transferring electromagnetic energy to the vehicle the conductor arrangement comprises a plurality of segments (T1 T2 T3 T4 T5 T6 T7 T8) wherein each segment (T1 T2 T3 T4 T5 T6 T7 T8) extends along a section of the path of travel of the vehicle (81) each segment (T1 T2 T3 T4 T5 T6 T7 T8) comprises one line for each phase of an alternating current which is to be carried by the segment (T1 T2 T3 T4 T5 T6 T7 T8) in order to produce the electromagnetic field the system comprises a plurality of source units for providing the alternating current to the respective segment the system comprises a current supply for conducting electric energy to the plurality of source units the plurality of source units are connected in parallel to each other with respect to the current supply at least a first source unit of the plurality of source units is connectable to each segment (T1 T4 T1_a T4_a T1_b T4_b) of a first set of at least two segments (T1 T4 T1_a T4_a T1_b T4_b) of the at least one conductor arrangement wherein each neighboring segment (T2 T3 T5) of each segment (T1 T4 T1_a T4_a T1_b T4_b) of the first set of segments (T1 T4 T1_a T4_a T1_b T4_b) is exclusively connectable to another source unit.

No. of Pages : 31 No. of Claims : 16

(12) PATENT APPLICATION PUBLICATION
(19) INDIA
(22) Date of filing of Application :13/12/2013
(21) Application No.10774/DELNP/2013 A
(43) Publication Date : 20/05/2016

(54) Title of the invention : COMPOSITE OPEN/SPACED MATRIX COMPOSITE SUPPORT STRUCTURES AND METHODS OF MAKING AND USING THEREOF

(51) International classification :E04H12/02,E04H12/16,E04H12/18
(31) Priority Document No :61/488041
(32) Priority Date :19/05/2011
(33) Name of priority country :U.S.A.
(86) International Application No :PCT/US2012/038614
Filing Date :18/05/2012
(87) International Publication No :WO 2012/159046
(61) Patent of Addition to Application Number :NA
Filing Date :NA
(62) Divisional to Application Number :NA
Filing Date :NA

(71)**Name of Applicant :**
1)C6 INDUSTRIES
Address of Applicant :322 First Avenue North Suite 403 Minneapolis MN 55401 U.S.A.
(72)**Name of Inventor :**
1)HOLT Drew

(57) Abstract :
A lattice support structure or tower comprising one or more open matrix composite strut members connecting a series of interlocking connectors to create a ridged support platform for telecommunications surveillance renewable energy lighting and energy transmission applications. Embodiments of the invention are telescoping for ease of transport and erection. The erection and deployment can be achieved through means of automatic deployment or manual.

No. of Pages : 102 No. of Claims : 76

(12) PATENT APPLICATION PUBLICATION
(19) INDIA
(22) Date of filing of Application :20/12/2013
(21) Application No.11010/DELNP/2013 A
(43) Publication Date : 20/05/2016

(54) Title of the invention : RECOMBINANT YEAST EXPRESSING HUMAN H FERRITIN

(51) International classification :C12N1/19,C07K14/47,A61K38/17
(31) Priority Document No :13/114429
(32) Priority Date :24/05/2011
(33) Name of priority country :U.S.A.
(86) International Application No :PCT/GB2012/000461
Filing Date :24/05/2012
(87) International Publication No :WO 2012/160333
(61) Patent of Addition to Application Number :NA
Filing Date :NA
(62) Divisional to Application Number :NA
Filing Date :NA

(71)**Name of Applicant :**
1)CHYNA LLC
Address of Applicant :955 Beach Avenue Hershey PA 17033 U.S.A.
(72)**Name of Inventor :**
1)CONNOR James R.
2)KEIL Ralph Lauren

(57) Abstract :
Described are recombinant yeast comprising a nucleic acid sequence encoding human H-ferritin under the control of the yeast constitutive TDH3 transcriptional promoter, recombinant yeast comprising a nucleic acid sequence encoding human H- ferritin integrated into the yeast chromosome at the TDH3 site, H-ferritin expression cassettes for S. cerevisiae expressing human H-ferritin under the control of the yeast constitutive TDH3 transcriptional promoter, compositions comprising the recombinant yeast and their use in therapy, for example the treatment of iron disorders.

No. of Pages : 59 No. of Claims : 41

(12) PATENT APPLICATION PUBLICATION
(21) Application No.11012/DELNP/2013 A
(19) INDIA
(22) Date of filing of Application :20/12/2013
(43) Publication Date : 20/05/2016

(54) Title of the invention : BLADDER AND/OR RECTUM EXTENDER WITH EXCHANGEABLE AND/OR SLIDEABLE TUNGSTEN SHIELD

(51) International classification :A61N5/10
(31) Priority Document No :61/504064
(32) Priority Date :01/07/2011
(33) Name of priority country :U.S.A.
(86) International Application No :PCT/US2012/045267
Filing Date :02/07/2012
(87) International Publication No :WO 2013/006556
(61) Patent of Addition to Application Number :NA
Filing Date :NA
(62) Divisional to Application Number :NA
Filing Date :NA

(71)**Name of Applicant :**
1)MICK RADIO NUCLEAR INSTRUMENTS INC.
Address of Applicant :521 Homestead Avenue Mt. Vernon NY 10550 U.S.A.
(72)**Name of Inventor :**
1)MICK Felix W.
2)DASILVA Paul

(57) Abstract :
A shielding device includes two elongated parallel tubes joined at a distal portion and a shield at least one of removably and slidably situated at the distal portion. An assembly includes an applicator configured for a treatment site an assembly block attached to the applicator at least one rotary unit configured to be rotatably received in the assembly block and at least one shielding device that is configured to be movably received in a respective rotary unit. A method of using the shielding device with an applicator includes inserting the distal portion of the shielding device to a treatment site and adjusting a position of the distal portion relative to a distal end of the applicator.

No. of Pages : 40 No. of Claims : 30

(12) PATENT APPLICATION PUBLICATION
(19) INDIA
(22) Date of filing of Application :23/12/2013
(21) Application No.11045/DELNP/2013 A
(43) Publication Date : 20/05/2016

(54) Title of the invention : METHOD FOR CONSTRUCTING LOW TEMPERATURE TANK AND LOW TEMPERATURE TANK

(51) International classification :E04H7/02,B65D90/00,F17C3/00
(31) Priority Document No :2011142092
(32) Priority Date :27/06/2011
(33) Name of priority country :Japan
(86) International Application No :PCT/JP2012/065914
Filing Date :21/06/2012
(87) International Publication No :WO 2013/002125
(61) Patent of Addition to Application Number :NA
Filing Date :NA
(62) Divisional to Application Number :NA
Filing Date :NA

(71)**Name of Applicant :**
1)IHI Corporation
Address of Applicant :1 1 Toyosu 3 chome Koto ku Tokyo 1358710 Japan
(72)**Name of Inventor :**
1)HATA Moriki
2)YAMADA Juichiro
3)FURIKOMA Michitaka
4)SUGITANI Masahiko

(57) Abstract :
A low temperature tank (1) is constructed as follows. Unit tanks (10) which can be connected to each other and which can individually store low temperature liquefied gas are formed at a factory separated from the construction site the unit tanks (10) are transported to the construction site the unit tanks (10) are connected together at the construction site to form an inner tank (2) and an outer tank (3) is formed around the inner tank (2).

No. of Pages : 24 No. of Claims : 10

(12) PATENT APPLICATION PUBLICATION
(19) INDIA
(22) Date of filing of Application :03/12/2015
(21) Application No.11045/DELNP/2015 A
(43) Publication Date : 20/05/2016

(54) Title of the invention : DERIVATIVES OF [1, 2, 4] TRIAZOLO [4, 3 - A] PYRIDINE AS P38 - MAP KINASE INHIBITORS

(51) International classification :C07D471/04,A61K31/437,A61P11/06
(31) Priority Document No :NA
(32) Priority Date :NA
(33) Name of priority country :NA
(86) International Application No :PCT/EP2013/061706
Filing Date :06/06/2013
(87) International Publication No :WO 2014/194956
(61) Patent of Addition to Application Number :NA
Filing Date :NA
(62) Divisional to Application Number :NA
Filing Date :NA

(71)**Name of Applicant :**
1)CHIESI FARMACEUTICI S.P.A.
Address of Applicant :Via Palermo 26/A I 43100 Parma Italy
(72)**Name of Inventor :**
1)ALCARAZ Lilian
2)PANCHAL Terry Aaron
3)JENNINGS Andrew Stephen Robert
4)CRIDLAND Andrew Peter
5)HURLEY Christopher

(57) Abstract :
This invention relates to compounds selected in the group consisting of compounds of formula (la) to (Id) and compositions that are p38 MAPK inhibitors useful as anti inflammatory agents in the treatment of inter alia diseases of the respiratory tract.

No. of Pages : 121 No. of Claims : 14

(12) PATENT APPLICATION PUBLICATION
(21) Application No.11046/DELNP/2013 A
(19) INDIA
(22) Date of filing of Application :23/12/2013
(43) Publication Date : 20/05/2016

(54) Title of the invention : METHOD OF MAKING HEAT TREATED COATED ARTICLE USING DIAMOND LIKE CARBON (DLC) COATING AND PROTECTIVE FILM ON ACID ETCHED SURFACE

(51) International classification :C03C15/00,C03C17/22,C03C17/27
(31) Priority Document No :13/174336
(32) Priority Date :30/06/2011
(33) Name of priority country :U.S.A.
(86) International Application No :PCT/US2012/043203
Filing Date :20/06/2012
(87) International Publication No :WO 2013/003130
(61) Patent of Addition to Application Number :NA
Filing Date :NA
(62) Divisional to Application Number :NA
Filing Date :NA

(71)**Name of Applicant :**
1)GUARDIAN INDUSTRIES CORP.
Address of Applicant :2300 Harmon Road Auburn Hills MI 48326 1714 U.S.A.
(72)**Name of Inventor :**
1)WANG Jiangping
2)PETRMICHL Rudolph H.

(57) Abstract :
There is provided a method of making a heat treated (HT) coated article to be used in shower door applications window applications or any other suitable applications where transparent coated articles are desired. For example certain embodiments of this invention relate to a method of making a coated article including a step of heat treating a glass substrate coated with at least a layer of or including diamond like carbon (DLC) and an overlying protective film thereon. In certain example embodiments the protective film may be of or include both (a) an oxygen blocking or barrier layer and (b) a release layer. Following and/or during heat treatment (e.g. thermal tempering or the like) the protective film may be removed. Other embodiments of this invention relate to the pre HT coated article or the post HT coated article.

No. of Pages : 50 No. of Claims : 20

(12) PATENT APPLICATION PUBLICATION
(19) INDIA
(22) Date of filing of Application :23/12/2013
(21) Application No.11048/DELNP/2013 A
(43) Publication Date : 20/05/2016

(54) Title of the invention : PERFUME SYSTEMS

(51) International classification :C11B9/00,A61Q13/00,C11D3/50
(31) Priority Document No :61/500478
(32) Priority Date :23/06/2011
(33) Name of priority country :U.S.A.
(86) International Application No :PCT/US2012/039317
Filing Date :24/05/2012
(87) International Publication No :WO 2012/177357
(61) Patent of Addition to Application Number :NA
Filing Date :NA
(62) Divisional to Application Number :NA
Filing Date :NA

(71)**Name of Applicant :**
1)THE PROCTER & GAMBLE COMPANY
Address of Applicant :One Procter & Gamble Plaza Cincinnati Ohio 45202 U.S.A.
(72)**Name of Inventor :**
1)DENUTTE Hugo Robert Germain
2)SMETS Johan
3)PINTENS An
4)VAN AKEN Koen
5)VRIELYNCK Freek Annie Camiel

(57) Abstract :
The present application relates to perfume raw materials perfume delivery systems and consumer products comprising such perfume raw materials and/or such perfume delivery systems as well as processes for making and using such perfume raw materials perfume delivery systems and consumer products. Such perfume raw materials and compositions including the delivery systems disclosed herein expand the perfume communities options as such perfume raw materials can provide variations on character and such compositions can provide desired odor profiles.

No. of Pages : 99 No. of Claims : 17

(12) PATENT APPLICATION PUBLICATION
(21) Application No.11048/DELNP/2015 A
(19) INDIA
(22) Date of filing of Application :03/12/2015
(43) Publication Date : 20/05/2016

(54) Title of the invention : METHOD DEVICE AND TOUCH SCREEN TERMINAL FOR PROCESSING INCOMING CALLS WHEN DRIVING

(51) International classification	:H04M1/247,H04M1/23,G06F3/0488
(31) Priority Document No	:201310162581.4
(32) Priority Date	:03/05/2013
(33) Name of priority country	:China
(86) International Application No	:PCT/CN2013/079820
Filing Date	:22/07/2013
(87) International Publication No	:WO 2013/167067
(61) Patent of Addition to Application Number	:NA
Filing Date	:NA
(62) Divisional to Application Number	:NA
Filing Date	:NA

(71)**Name of Applicant :**
1)ZTE CORPORATION
Address of Applicant :ZTE Plaza Keji Road South Hi Tech Industrial Park Nanshan Shenzhen Guangdong 518057 China
(72)**Name of Inventor :**
1)YAN Zongjing

(57) Abstract :
The present invention discloses a method for processing incoming calls when driving which comprises: when a touch screen terminal receives an incoming call event activating a normal processing incoming call function and an emergent processing incoming call function; detecting user s incoming call response action which is via the normal processing incoming call function or the emergent processing incoming call function; processing the incoming call event correspondingly based on the detected incoming call response acting result. At the meantime the present invention also discloses a device and a relevant touch screen terminal for processing incoming calls when driving. By solutions in the present invention a user receiving an incoming call when driving can easy to answer or reject the incoming call urgently therefore improves the security of user s incoming call processing with the touch screen terminal when driving.

No. of Pages : 18 No. of Claims : 12

(12) PATENT APPLICATION PUBLICATION
(21) Application No.10021/DELNP/2013 A
(19) INDIA
(22) Date of filing of Application :21/11/2013
(43) Publication Date : 20/05/2016

(54) Title of the invention : INFORMATION PROCESSING DEVICE AND METHOD

(51) International classification :H04N 7/32
(31) Priority Document No :P2009-156563
(32) Priority Date :01/07/2009
(33) Name of priority country :Japan
(86) International Application No :PCT/JP2010/060605
Filing Date :23/06/2010
(87) International Publication No :WO 2011/001865
(61) Patent of Addition to Application Number :NA
Filing Date :NA
(62) Divisional to Application Number :9155/DELNP/21011
Filed on :23/11/2011

(71)**Name of Applicant :**
1)SONY CORPORATION
Address of Applicant :1-7-1 KONAN, MINATO-KU, TOKYO 1080075, JAPAN Japan
(72)**Name of Inventor :**
1)KAZUSHI SATO

(57) Abstract :
The present invention relates to an image processing device and method enabling noise removal to be performed according to images and bit rates. A low-pass filter setting unit 93 sets, from filter coefficients stored in a built-in filter coefficient memory 94, a filter coefficient corresponding to intra prediction mode information and a quantization parameter. A neighboring image setting unit 81 uses the filter coefficient set by the low-pass filter setting unit 93 to subject neighboring pixel values of a current block from frame memory 72 to filtering processing. A prediction image generating unit 82 performs intra prediction using the neighboring pixel values subjected to filtering processing, from the neighboring image setting unit 81, and generates a prediction image. The present invention can be applied to an image encoding device which encodes with the H.264/AVC format, for example.

No. of Pages : 276 No. of Claims : 8

(12) PATENT APPLICATION PUBLICATION
(19) INDIA
(22) Date of filing of Application :27/11/2013
(21) Application No.10191/DELNP/2013 A
(43) Publication Date : 20/05/2016

(54) Title of the invention : POLYNUCLEOTIDES ENCODING ENZYMES FROM THE JUTE LIGNIN BIOSYNTHETIC PATHWAY

(51) International classification :C07H21/04,C12N15/82
(31) Priority Document No :61/480668
(32) Priority Date :29/04/2011
(33) Name of priority country :U.S.A.
(86) International Application No :PCT/US2012/034980
Filing Date :25/04/2012
(87) International Publication No :WO 2012/149009
(61) Patent of Addition to Application Number :NA
Filing Date :NA
(62) Divisional to Application Number :NA
Filing Date :NA

(71)**Name of Applicant :**
1)BANGLADESH JUTE RESEARCH INSTITUTE
Address of Applicant :Manik Mia Avenue Dhaka 1207 Bangladesh
(72)**Name of Inventor :**
1)ALAM Maqsudul
2)KHAN Haseena
3)ZAMAN Mahboob
4)UDDIN Mohammed Kamal
5)HAQUE Mohammed Samiul
6)ISLAM Mohammed Shahidul
7)AZAM Muhammad Shafiul

(57) Abstract :
Disclosed are polynucleotides encoding polypeptides that comprise the biosynthetic pathway for lignin in the jute plant. The present invention relates generally to the field of plant lignin biosynthesis genes polypeptides encoded by such genes and the use of such polynucleotide and polypeptide sequences for controlling plant lignin production. Also disclosed are methods for using the polynucleotides and polypeptides to influence the quality and amount of fiber produced by jute.

No. of Pages : 84 No. of Claims : 68

(12) PATENT APPLICATION PUBLICATION
(19) INDIA
(22) Date of filing of Application :16/12/2013
(21) Application No.10819/DELNP/2013 A
(43) Publication Date : 20/05/2016

(54) Title of the invention : FUNGICIDAL SUBSTITUTED 1-{2-[2-HALO-4-(4-HALOGEN-PHENOXY)-PHENYL]-2-ALKOXY-HEXYL} -1H [l,2,4]TRIAZOLE COMPOUNDS

(51) International classification :C07D249/08,A01N43/653
(31) Priority Document No :11177552.4
(32) Priority Date :15/08/2011
(33) Name of priority country :EPO
(86) International Application No :PCT/EP2012/065848
Filing Date :14/08/2012
(87) International Publication No :WO 2013/024081
(61) Patent of Addition to Application Number :NA
Filing Date :NA
(62) Divisional to Application Number :NA
Filing Date :NA

(71)**Name of Applicant :**
1)BASF SE
Address of Applicant :67056 Ludwigshafen Germany
(72)**Name of Inventor :**
1)DIETZ Jochen
2)RIGGS Richard
3)BOUDET Nadege
4)LOHMANN Jan Klaas
5)CRAIG Ian Robert
6)HADEN Egon
7)LAUTERWASSER Erica May Wilson
8)MLLER Bernd
9)GRAMMENOS Wassilios
10)GROTE Thomas

(57) Abstract :
The present invention relates to substituted l-{2-[2-halo-4-(4-halogen-phenoxy)-phenyl]-2-alkoxy-hexyl}-lH-[l,2,4]triazole compounds of formula I as defined in the description, and the N-oxides, and salts thereof, processes and intermediates for preparing these compounds and also to compositions comprising at least one such compound.. The invention also relates to the use of such compounds and compositions for combating harmful fungi and seed coated with at least one such compound.

No. of Pages : 73 No. of Claims : 15

(12) PATENT APPLICATION PUBLICATION
(21) Application No.11063/DELNP/2013 A
(19) INDIA
(22) Date of filing of Application :23/12/2013
(43) Publication Date : 20/05/2016

(54) Title of the invention : GROUP A STREPTOCOCCUS MULTIVALENT VACCINE

(51) International classification :A61K39/116
(31) Priority Document No :61/498397
(32) Priority Date :17/06/2011
(33) Name of priority country :U.S.A.
(86) International Application No :PCT/US2012/042782
Filing Date :15/06/2012
(87) International Publication No :WO 2012/174455
(61) Patent of Addition to Application Number :NA
Filing Date :NA
(62) Divisional to Application Number :NA
Filing Date :NA

(71)**Name of Applicant :**
1)UNIVERSITY OF TENNESSEE RESEARCH FOUNDATION
Address of Applicant :1534 White Avenue Suite 403 Knoxville Tennessee 37996 1527 U.S.A.
(72)**Name of Inventor :**
1)DALE James B.

(57) Abstract :
Immunogenic compositions are provided herein that are useful for inducing an immune response specific against group A streptococcus (GAS). Immunogenic compositions provided herein are multivalent and comprise a plurality of immunogenic peptides or fusion polypeptides comprising the immunogenic peptides that induce an immune response against GAS. The immunogenic compositions provided herein induce an immune response against the GAS serotypes represented by an immunogenic peptide (derived from an M protein or Spa protein) comprised within the immunogenic composition and also induce an immune response against serotypes that are unrepresented by any immunogenic peptide included in the immunogenic composition. Methods for using the compositions for inducing an immune response against GAS and for treating or reducing the likelihood of occurrence of a GAS infection are also provided.

No. of Pages : 90 No. of Claims : 40

(12) PATENT APPLICATION PUBLICATION
(19) INDIA
(22) Date of filing of Application :23/12/2013
(21) Application No.11066/DELNP/2013 A
(43) Publication Date : 20/05/2016

(54) Title of the invention : HYBRID ELECTRIC GENERATING POWER PLANT THAT USES A COMBINATION OF REAL TIME GENERATION FACILITIES AND ENERGY STORAGE SYSTEM

(51) International classification :H02J3/36
(31) Priority Document No :61/499065
(32) Priority Date :20/06/2011
(33) Name of priority country :U.S.A.
(86) International Application No :PCT/US2012/043138
Filing Date :19/06/2012
(87) International Publication No :WO 2012/177633
(61) Patent of Addition to Application Number :NA
Filing Date :NA
(62) Divisional to Application Number :NA
Filing Date :NA

(71)**Name of Applicant :**
1)THE AES CORPORATION
Address of Applicant :4300 Wilson Boulevard Arlington VA 22203 U.S.A.
(72)**Name of Inventor :**
1)SHELTON John Christopher
2)GEINZER Jay Craig
3)GALURA Brett Lance
4)MEERSMAN Steven Christianne Gerard

(57) Abstract :
Approaches for controlling power supplied to an electric grid are disclosed. In embodiments methods and systems control power supplied to an electric grid using an energy storage device. In an embodiment a method receives an indication of power to be supplied to the electric grid generates power from a power generator and adjusts using the generated power an energy level of the energy storage device to control power supplied to the grid in accordance with the received indication. In another embodiment a system comprises a grid indication receiver for receiving an indication of power to be supplied to the electric grid; a power generator connected to the grid; an energy storage device coupled to the power generator; and a controller for adjusting using the generated power from the generator an energy level of the energy storage device to control power supplied to the grid in accordance with the received indication.

No. of Pages : 44 No. of Claims : 32

(12) PATENT APPLICATION PUBLICATION
(21) Application No.1007/DELNP/2014 A
(19) INDIA
(22) Date of filing of Application :11/02/2014
(43) Publication Date : 20/05/2016

(54) Title of the invention : A CRUDE TEREPHTHALIC ACID COMPOSITION

(51) International classification :C07C 63/26
(31) Priority Document No :60/606,808
(32) Priority Date :02/09/2004
(33) Name of priority country :U.S.A.
(86) International Application No :PCT/US2005/30857
Filing Date :29/08/2005
(87) International Publication No :WO 2006/028818
(61) Patent of Addition to Application Number :NA
Filing Date :NA
(62) Divisional to Application Number :932/DELNP/2007
Filed on :05/02/2007

(71)**Name of Applicant :**
1)GRUPO PETROTEMEX S.A. DE C.V.
Address of Applicant :RICARDO MARGAIN NO. 444, TORRE SUR, PISO 16 COL VALLE DEL CAMPESTRE 66265 SAN PEDRO GARZA GARCIA, NUEVO LEON (81) 8748 1500, MEXICO Mexico
(72)**Name of Inventor :**
1)ALAN GEORGE WONDERS
2)THOMAS YOUNG LIGHTFOOT
3)THOMAS EARL WOODRUFF
4)CHARLES HELTON HITCHCOCK
5)DAVID LEE DENTON
6)CARL NORMAN MCCURRY

(57) Abstract :
Disclosed is an optimized process and apparatus for more efficiently and economically carrying out the liquid-phase oxidation of an oxidizable compound. Such liquid-phase oxidation is carried out in a bubo a column reactor that provides for a highly efficient reaction at relatively low temperatures. When the oxidized compound is para-xylene and the product from the oxidation reaction is crude terephthalic acid (CTA), such CTA product can be purified and separated by more economical techniques than could be employed if the CTA were formed by a conventional high-temperature oxidation process.

No. of Pages : 151 No. of Claims : 10

(12) PATENT APPLICATION PUBLICATION
(19) INDIA
(22) Date of filing of Application :07/12/2015
(21) Application No.11153/DELNP/2015 A
(43) Publication Date : 20/05/2016

(54) Title of the invention : RETAINER SYSTEMS FOR GROUND ENGAGING TOOLS

(51) International classification :E02F9/28
(31) Priority Document No :61/829790
(32) Priority Date :31/05/2013
(33) Name of priority country :U.S.A.
(86) International Application No :PCT/US2014/040137
Filing Date :30/05/2014
(87) International Publication No :WO 2014/194159
(61) Patent of Addition to Application Number :NA
Filing Date :NA
(62) Divisional to Application Number :NA
Filing Date :NA

(71)**Name of Applicant :**
1)CATERPILLAR INC.
Address of Applicant :100 N.E. Adams St. Peoria Illinois 61629 U.S.A.
(72)**Name of Inventor :**
1)LAHOOD James R.
2)JESKE Clifford O.

(57) Abstract :
Disclosed are various exemplary embodiments of a retainer system for a ground engaging tool. In one exemplary embodiment the retainer system may include a lock having a lock rotation axis and including an outer surface extending about the lock rotation axis. The retainer system may also include a retainer bushing including an inner surface extending about the lock rotation axis where the inner surface is configured to rotatably receive the outer surface of the lock. The outer surface of the lock and the inner surface of the retainer bushing may be aligned substantially parallel to the lock rotation axis.

No. of Pages : 53 No. of Claims : 20

(12) PATENT APPLICATION PUBLICATION
(19) INDIA
(22) Date of filing of Application :07/12/2015
(21) Application No.11154/DELNP/2015 A
(43) Publication Date : 20/05/2016

(54) Title of the invention : PROCESS FOR PREPARING AN OLEOGEL

(51) International classification :A23D9/007,A23D9/02,A23L1/00
(31) Priority Document No :61/829582
(32) Priority Date :31/05/2013
(33) Name of priority country :U.S.A.
(86) International Application No :PCT/US2014/038383
Filing Date :16/05/2014
(87) International Publication No :WO 2014/193667
(61) Patent of Addition to Application Number :NA
Filing Date :NA
(62) Divisional to Application Number :NA
Filing Date :NA

(71)**Name of Applicant :**
1)DOW GLOBAL TECHNOLOGIES LLC
Address of Applicant :2040 Dow Center Midland MI 48674 U.S.A.
(72)**Name of Inventor :**
1)ERGUN Roja
2)APPELL Robert B.
3)MALOTKY David L.

(57) Abstract :
A continuous process for preparing an oleogel from ethylcellulose and an oily feed material wherein the process comprises: (a) feeding ethylcellulose to the feed zone of an extruder the extruder having a plurality of oil feed ports along its length; (b) feeding at least one oily feed material into at least one of the oil feed ports; (c) mixing the oily feed material with the ethylcellulose to form a substantially homogeneous mixture; (d) cooling the mixture to form an oleogel.

No. of Pages : 23 No. of Claims : 10

(12) PATENT APPLICATION PUBLICATION
(21) Application No.11155/DELNP/2015 A
(19) INDIA
(22) Date of filing of Application :07/12/2015
(43) Publication Date : 20/05/2016

(54) Title of the invention : ENHANCED OIL RECOVERY METHOD EMPLOYING A BIODEGRADABLE BRINE TOLERANT FOAM FORMING COMPOSITION

(51) International classification :C09K8/594
(31) Priority Document No :61/829532
(32) Priority Date :31/05/2013
(33) Name of priority country :U.S.A.
(86) International Application No :PCT/US2014/039142
Filing Date :22/05/2014
(87) International Publication No :WO 2014/193730
(61) Patent of Addition to Application Number :NA
Filing Date :NA
(62) Divisional to Application Number :NA
Filing Date :NA

(71)**Name of Applicant :**
1)DOW GLOBAL TECHNOLOGIES LLC
Address of Applicant :2040 Dow Center Midland MI 48674 U.S.A.
(72)**Name of Inventor :**
1)ABOELELLA Nermeen W.
2)ABBAS Sayeed
3)POINDEXTER Michael K.
4)SANDERS Aaron W.

(57) Abstract :
This invention relates to a foam forming composition and method of use thereof for enhanced oil recovery. Said foam forming composition comprises an anionic sulfonate surfactant wherein the anionic sulfonate surfactant is biodegradable and has low aquatic toxicity. The method for recovering oil from a reservoir comprises the periodic injection of gas and said foam forming composition into the reservoir and contacting the oil in the reservoir with the foam so as to assist in the recovery of oil from the reservoir.

No. of Pages : 24 No. of Claims : 8

(12) PATENT APPLICATION PUBLICATION
(21) Application No.11156/DELNP/2015 A
(19) INDIA
(22) Date of filing of Application :07/12/2015
(43) Publication Date : 20/05/2016

(54) Title of the invention : A LOW TEMPERATURE STABILIZED FOAM FORMING COMPOSITION FOR ENHANCED OIL RECOVERY

(51) International classification :C09K8/594
(31) Priority Document No :61/829512
(32) Priority Date :31/05/2013
(33) Name of priority country :U.S.A.
(86) International Application No :PCT/US2014/039145
Filing Date :22/05/2014
(87) International Publication No :WO 2014/193731
(61) Patent of Addition to Application Number :NA
Filing Date :NA
(62) Divisional to Application Number :NA
Filing Date :NA

(71)**Name of Applicant :**
1)DOW GLOBAL TECHNOLOGIES LLC
Address of Applicant :2040 Dow Center Midland MI 48674 U.S.A.
(72)**Name of Inventor :**
1)FRATTARELLI David L.
2)ABBAS Sayeed
3)KNIGHT Troy E.
4)SANDERS Aaron W.
5)TUCKER Christopher J.
6)WOELFLE GUPTA Caroline

(57) Abstract :
This invention relates to a foam forming composition having good low temperature stability and method of use thereof for enhanced oil recovery. Said foam forming composition comprises an anionic sulfonate surfactant preferably an alpha olefin sulfonate a alkyl ether solvent and water and is preferably stable to at least 5C. A preferred alkyl ether solvent has the formula C8H18O3 C8H16O3 or mixtures thereof. Preferred alpha olefin sulfonate have 10 to 18 carbons preferably 12 carbons. A preferred method for recovering oil from a reservoir comprises the periodic injection of gas and said foam forming composition into the reservoir and contacting the oil in the reservoir with the foam so as to assist in the recovery of oil from the reservoir.

No. of Pages : 18 No. of Claims : 9

(12) PATENT APPLICATION PUBLICATION
(21) Application No.11157/DELNP/2015 A
(19) INDIA
(22) Date of filing of Application :07/12/2015
(43) Publication Date : 20/05/2016

(54) Title of the invention : OPTICAL UNIT AND OPTICAL ANALYSIS DEVICE

(51) International classification :G01N21/49,G01N21/17
(31) Priority Document No :2013122434
(32) Priority Date :11/06/2013
(33) Name of priority country :Japan
(86) International Application No :PCT/JP2014/063528
Filing Date :22/05/2014
(87) International Publication No :WO 2014/199792
(61) Patent of Addition to Application Number :NA
Filing Date :NA
(62) Divisional to Application Number :NA
Filing Date :NA

(71)**Name of Applicant :**
1)NEC SOLUTION INNOVATORS LTD.
Address of Applicant :1 18 7 Shinkiba Koto ku Tokyo 1368627 Japan
(72)**Name of Inventor :**
1)KAMIMURAIppei

(57) Abstract :
An optical unit (100) is provided with a light emitting part (10) for projecting light to an analysis subject a light receiving part (20) for receiving light reflected or scattered by the analysis subject a mounting substrate (30) for mounting the light emitting part (10) and the light receiving part (20) and an optically transparent plate shaped member (40). The plate shaped member (40) is disposed so as to cover the light emitting part (10) and the light receiving part (20) mounted on the mounting substrate (30). The positions of the light emitting part (10) the light receiving part (20) and the plate shaped member (40) are set so that when the analysis subject is in contact with the plate shaped member (40) light emitted from the light emitting part (10) is incident on two or more light receiving parts (20) after being reflected or scattered by the analysis subject.

No. of Pages : 39 No. of Claims : 20

(12) PATENT APPLICATION PUBLICATION
(21) Application No.11158/DELNP/2015 A
(19) INDIA
(22) Date of filing of Application :07/12/2015
(43) Publication Date : 20/05/2016

(54) Title of the invention : DEVICE FOR TRANSPORTING IN A PACKAGING LINE FLEXIBLE PACKAGING HELD SUSPENDED

(51) International classification :B65B65/00,B65B43/46,B65B43/12
(31) Priority Document No :P 201330692
(32) Priority Date :15/05/2013
(33) Name of priority country :Spain
(86) International Application No :PCT/ES2014/070397
Filing Date :14/05/2014
(87) International Publication No :WO 2014/207278
(61) Patent of Addition to Application Number :NA
Filing Date :NA
(62) Divisional to Application Number :NA
Filing Date :NA

(71)**Name of Applicant :**
1)PFM IBERICA PACKAGING MACHINERY S.A.
Address of Applicant :c. Nord 84 E 08950 Esplugues de Llobregat (Barcelona) Spain
(72)**Name of Inventor :**
1)GARRIGA JIMENEZ Jose
2)FIORAVANTI Andrea
3)JORGE ALESANCO Cristobal

(57) Abstract :
The invention concerns a device for transporting packaging in a packaging line comprising guide means such as a track which determine a closed route comprising a horizontal section and upon which at least a first and a second carrying element slide characterized in that the guide means are oriented in a vertical plane and in that each carrying element is provided with two arms each of which extends to one side of said vertical plane each arm (5a 6a) of a carrying element being suitable for cooperating with the arm (5b 6b) disposed on the same side of the vertical plane of the other carrying element adjacent thereto to jointly secure and transport at least one corresponding packaging it therefore being possible for at least two packaging items at a time to be secured and transported along the horizontal section of the route and between each two adjacent carrying elements one packaging item on each side of the vertical plane.

No. of Pages : 39 No. of Claims : 16

(12) PATENT APPLICATION PUBLICATION
(19) INDIA
(22) Date of filing of Application :07/12/2015
(21) Application No.11159/DELNP/2015 A
(43) Publication Date : 20/05/2016

(54) Title of the invention : METHOD FOR CONVEYING IN A PACKAGING LINE FLEXIBLE PACKAGING HELD SUSPENDED DEVICE SUITABLE FOR IMPLEMENTING SAID METHOD AND MACHINE COMPRISING SAID DEVICE

(51) International classification :B65B43/32,B65B43/46,B65B43/54
(31) Priority Document No :P 201330693
(32) Priority Date :15/05/2013
(33) Name of priority country :Spain
(86) International Application No :PCT/ES2014/070398
Filing Date :14/05/2014
(87) International Publication No :WO 2014/184412
(61) Patent of Addition to Application Number :NA
Filing Date :NA
(62) Divisional to Application Number :NA
Filing Date :NA

(71)**Name of Applicant :**
1)PFM IBERICA PACKAGING MACHINERY S.A.
Address of Applicant :C. Nord 84 E 08950 Esplugues de Llobregat (Barcelona) Spain
(72)**Name of Inventor :**
1)GARRIGA JIMENEZ Jose
2)FIORAVANTI Andrea
3)JORGE ALESANCO Cristobal

(57) Abstract :
The present invention describes a transportation method for the intermittent forwards moving transportation of flexible containers (2) held suspended in a packaging line comprising the use of pairs of movable arms on a same movement plane between which a container (2) is secured in opposite areas one of which is a tractor arm (5b) and the other a push arm (5a) wherein between two consecutive stops during the transportation of a container (2) the method comprises the steps of simultaneously moving the tractor arm (5b) and push arm (5a) forwards at different velocities (vl v2) in order to deform the container (2) and move the contents (13) thereof in order to compensate for the forces of inertia acting thereon. It also describes a device (1) for putting the method into practice comprising a number of guide means (3) that determine a closed route upon which at least a first and second adjacent carrying element (4a 4b) slide which may be operated independently or together in order to be moved along the length of the guide means (3) and work together to jointly secure and transport at least one corresponding container (2).

No. of Pages : 42 No. of Claims : 22

(12) PATENT APPLICATION PUBLICATION
(21) Application No.11190/DELNP/2015 A
(19) INDIA
(22) Date of filing of Application :08/12/2015
(43) Publication Date : 20/05/2016

(54) Title of the invention : GLASS MANUFACTURING SYSTEM INCORPORATING AN OPTICAL LOW COHERENCE INTERFEROMETRY ASSEMBLY

(51) International classification :C03B17/06,C03C17/00,C03B18/04
(31) Priority Document No :61/839899
(32) Priority Date :27/06/2013
(33) Name of priority country :U.S.A.
(86) International Application No :PCT/US2014/044027
Filing Date :25/06/2014
(87) International Publication No :WO 2014/210114
(61) Patent of Addition to Application Number :NA
Filing Date :NA
(62) Divisional to Application Number :NA
Filing Date :NA

(71)**Name of Applicant :**
1)PPG INDUSTRIES OHIO INC.
Address of Applicant :3800 West 143rd Street Cleveland Ohio 44111 U.S.A.
(72)**Name of Inventor :**
1)JIAO Yu
2)MCCAMY James W.
3)HANEKAMP David

(57) Abstract :
A float glass system (10) includes a float bath (14) having a pool of molten metal (16). A chemical vapor deposition coater (32) is located in the float bath (14) above the pool of molten metal (16). The coater (32) includes at least one low coherence interferometry probe (38) located in or on the coater (32) and connected to a low coherence interferometry system (36). Another low coherence interferometry probe 138 can be located outside an exit end of the float bath (14) and connected to the same or another low coherence interferometry system (36).

No. of Pages : 30 No. of Claims : 32

(12) PATENT APPLICATION PUBLICATION
(19) INDIA
(22) Date of filing of Application :08/12/2015
(21) Application No.11191/DELNP/2015 A
(43) Publication Date : 20/05/2016

(54) Title of the invention : GRANULAR LAUNDRY DETERGENT

(51) International classification :C11D17/06,C11D1/29,C11D3/04
(31) Priority Document No :PCT/CN2013/077157
(32) Priority Date :13/06/2013
(33) Name of priority country :China
(86) International Application No :PCT/CN2014/071532
Filing Date :27/01/2014
(87) International Publication No :WO 2014/198128
(61) Patent of Addition to Application Number :NA
Filing Date :NA
(62) Divisional to Application Number :NA
Filing Date :NA

(71)**Name of Applicant :**
1)THE PROCTER & GAMBLE COMPANY
Address of Applicant :One Procter & Gamble Plaza Cincinnati Ohio 45202 U.S.A.
(72)**Name of Inventor :**
1)MORT Paul III
2)TAN Hong Sing
3)SHEN Rui
4)GENG Daitao

(57) Abstract :
A granular detergent composition composing from 1 % to 99% by total weight of said composition of structured particles that comprise: (1) from 35% to 80% of an anionic surfactant by total weight of the structured particles; and (2) from 8% to 50% of a hydrophilic silica by total weight of the structured particles wherein said structured particles are characterized by a particle size distribution Dw50 ranging from 250µm to 1000µm and a bulk density ranging from 5000 to 1000 g/L wherein said anionic surfactant is a C C linear or branched alkylethoxy sulfate or salt thereof having an average degree of ethoxylation ranging from 0.1 to 5.0 wherein said hydrophilic silica comprises less than 10% residual salt by total weight of the silica and is capable of forming swollen silica particles upon hydration and wherein said swollen silica particles have a particle size distribution Dv50 of from 1µm to 100µm.

No. of Pages : 27 No. of Claims : 20

(12) PATENT APPLICATION PUBLICATION
(19) INDIA
(22) Date of filing of Application :08/12/2015
(21) Application No.11192/DELNP/2015 A
(43) Publication Date : 20/05/2016

(54) Title of the invention : METHODS FOR PROMOTING NEURONAL DEVELOPMENT AND/OR HEALTH COMPRISING ADMINISTRATION OF A COMBINATION OF DOCOSAHEXAENOIC ACID AND ALPHA LIPOIC ACID

(51) International classification :A61K31/202,A23L1/30,A23L1/29
(31) Priority Document No :13/942827
(32) Priority Date :16/07/2013
(33) Name of priority country :U.S.A.
(86) International Application No :PCT/US2014/043532
Filing Date :21/06/2014
(87) International Publication No :WO 2015/009407
(61) Patent of Addition to Application Number :NA
Filing Date :NA
(62) Divisional to Application Number :NA
Filing Date :NA

(71)**Name of Applicant :**
1)MJN U.S. HOLDINGS LLC
Address of Applicant :2701 Patriot Blvd. 4th Floor Glenview IL 60026 U.S.A.
(72)**Name of Inventor :**
1)CHENZHONG Kuang
2)XIAO Yan
3)POELS Eduard K.
4)JOUNI Zeina
5)HONDMANN Dirk

(57) Abstract :
The present disclosure relates to methods for promoting neuronal health and/or development in a subject by providing nutritional compositions comprising docosahexaenoic acid and alpha lipoic acid. The nutritional composition may further include lactoferrin a prebiotic a probiotic and mixtures thereof. Additionally the present disclosure provides methods for accelerating the development of neuronal activity and/or strengthening electrochemical synapse signaling by providing the nutritional composition(s) disclosed herein to a target subject.

No. of Pages : 76 No. of Claims : 20

(12) PATENT APPLICATION PUBLICATION
(19) INDIA
(22) Date of filing of Application :08/12/2015
(21) Application No.11193/DELNP/2015 A
(43) Publication Date : 20/05/2016

(54) Title of the invention : NUTRITIONAL COMPOSITIONS FOR ENHANCING BRAIN DEVELOPMENT

(51) International classification :A23L1/30,A23L1/305,A23L1/308
(31) Priority Document No :13/955492
(32) Priority Date :31/07/2013
(33) Name of priority country :U.S.A.
(86) International Application No :PCT/US2014/045174
Filing Date :02/07/2014
(87) International Publication No :WO 2015/017073
(61) Patent of Addition to Application Number :NA
Filing Date :NA
(62) Divisional to Application Number :NA
Filing Date :NA

(71)**Name of Applicant :**
1)MJN U.S. HOLDINGS LLC
Address of Applicant :2701 Patriot Blvd. 4th Floor Glenview Illinois 60026 U.S.A.
(72)**Name of Inventor :**
1)BERG Brian
2)JOUNI Zeina
3)WITTKE Anja
4)WAWORUNTU Rosaline
5)CHICHLOWSKI Maciej

(57) Abstract :
A composition and method for enhancing brain development in a pediatric subject the method including administering to the pediatric subject a nutritional composition having up to about 7 g/100 kcal of a fat or lipid source wherein the fat or lipid source includes at least about 0.5 mg/100 kcal of milk or non milk polar lipids; up to about 5 g/100 kcal of a protein source; at least about 15 mg/100 kcal of lactoferrin from a non human source; about 0.015 g/100 kcal to about 0.15 g/100 kcal of a prebiotic composition including polydextrose and/or galactooligosaccharide; and at least about 5 mg/100 kcal of a source of long chain polyunsaturated fatty acids.

No. of Pages : 69 No. of Claims : 20

(12) PATENT APPLICATION PUBLICATION
(19) INDIA
(22) Date of filing of Application :08/12/2015
(21) Application No.11194/DELNP/2015 A
(43) Publication Date : 20/05/2016

(54) Title of the invention : SEMI LIVE RESPIRATORY SYNCYTIAL VIRUS VACCINE

(51) International classification :C12N15/86,C12N7/00,A61K39/155
(31) Priority Document No :13 002 973.9
(32) Priority Date :10/06/2013
(33) Name of priority country :EPO
(86) International Application No :PCT/EP2014/001575
Filing Date :10/06/2014
(87) International Publication No :WO 2014/198407
(61) Patent of Addition to Application Number :NA
Filing Date :NA
(62) Divisional to Application Number :NA
Filing Date :NA

(71)**Name of Applicant :**
1)AMVAC AG
Address of Applicant :Metallstr. 4 CH 6300 Zug Switzerland
(72)**Name of Inventor :**
1)WIEGAND Marian
2)KAUFMANN Christine

(57) Abstract :
The present invention relates to a semi live respiratory syncytial virus (RSV) vaccine which comprises a genome replication deficient Sendai virus (SeV) vector expressing a chimeric RSV/SeV F protein. Furthermore the present invention relates to a method for the production of the genome replication deficient SeV vector of the present invention and the use thereof in the treatment of RSV infections and RSV infection related diseases.

No. of Pages : 44 No. of Claims : 15

(12) PATENT APPLICATION PUBLICATION
(19) INDIA
(22) Date of filing of Application :02/12/2015
(21) Application No.10999/DELNP/2015 A
(43) Publication Date : 20/05/2016

(54) Title of the invention : CONSTRUCTION OF FREEZER

(51) International classification	:F25B47/02,F25B49/02,F25D13/00
(31) Priority Document No	:NA
(32) Priority Date	:NA
(33) Name of priority country	:NA
(86) International Application No	:PCT/CN2013/001668
Filing Date	:31/12/2013
(87) International Publication No	:WO 2015/100516
(61) Patent of Addition to Application Number	:NA
Filing Date	:NA
(62) Divisional to Application Number	:NA
Filing Date	:NA

(71)**Name of Applicant :**
1)TENZON CO. LTD.
Address of Applicant :No.5 5 Tu Hu Ney Wong Village Fan Lu Town Chia Yi County Taiwan 60241 China
(72)**Name of Inventor :**
1)LIAO Jung Shen

(57) Abstract :
A freezer includes a freezing apparatus (1) and a defrosting apparatus (4). The freezing apparatus (1) comprises a compressor (11), a condenser (12), a liquid reservoir (13), a heat exchanger (14), a first freezing solenoid valve (15a), a first expansion valve (16a), a pipe cooled evaporator (2), a second freezing solenoid valve (15b), a second expansion valve (16b) and an air cooled evaporator (3). The defrosting apparatus (4) is provided with a micro switch (41), a storage door opening relay a high and low pressure switch (43), a compressor electromagnetic switch a time delay relay (45), a setting timer (46), a defrosting timer (47), a defrosting switching contactor and a defrosting temperature reset temperature switch (40). The air cooled evaporator (3) may absorb the hot air entering the storage and the moisture carried by the hot air, thereby improving the freezing capability and efficiency inside the storage.

No. of Pages : 39 No. of Claims : 7

(12) PATENT APPLICATION PUBLICATION
(21) Application No.11223/DELNP/2015 A
(19) INDIA
(22) Date of filing of Application :09/12/2015
(43) Publication Date : 20/05/2016

(54) Title of the invention : DEVICE FOR THE PNEUMATIC MEASUREMENT OF AN OBJECT

(51) International classification :G01B13/00,G01B13/10
(31) Priority Document No :102013218731.9
(32) Priority Date :18/09/2013
(33) Name of priority country :Germany
(86) International Application No :PCT/EP2014/069112
Filing Date :08/09/2014
(87) International Publication No :WO 2015/039917
(61) Patent of Addition to Application Number :NA
Filing Date :NA
(62) Divisional to Application Number :NA
Filing Date :NA

(71)**Name of Applicant :**
1)STOTZ FEINMESSTECHNIK GMBH
Address of Applicant :Hermann Dreher Strasse 6 70839 Gerlingen Germany
(72)**Name of Inventor :**
1)STAMENKOVIC Milan

(57) Abstract :
The invention relates to a device for the pneumatic measurement of an object comprising a measuring nozzle that is fed by a compressed air source via a measuring line a pneumatic converter integrated in the measuring line and a switching element arranged upstream of the pneumatic converter in the measuring line which switching element can be switched to a releasing state releasing a fluid connection between the compressed air source and the measuring nozzle and to blocking state blocking the fluid connection between the compressed air source and the measuring nozzle. Furthermore a low pressure line branching off the measuring line upstream of the switching element and having at least one throttle element is provided in order to detect the presence of an object to be measured in the area of the measuring nozzle by means of a pneumatic measurement under reduced pressure with respect to a measurement of an object. The low pressure line terminates between the switching element and the pneumatic converter in the measuring line. An electronic control device is configured to switch the electrically controllable switching element to and fro between the releasing state and the blocking state subject to an output signal of the pneumatic converter.

No. of Pages : 17 No. of Claims : 10

(12) PATENT APPLICATION PUBLICATION
(21) Application No.11224/DELNP/2015 A
(19) INDIA
(22) Date of filing of Application :09/12/2015
(43) Publication Date : 20/05/2016

(54) Title of the invention : DYNAMIC CONFIGURATION FOR SUBSECTION LED DRIVING DEVICE AND LED ILLUMINATION DEVICE

(51) International classification :H05B37/02
(31) Priority Document No :201310327523.2
(32) Priority Date :31/07/2013
(33) Name of priority country :China
(86) International Application No :PCT/CN2014/081411
Filing Date :01/07/2014
(87) International Publication No :WO 2015/014192
(61) Patent of Addition to Application Number :NA
Filing Date :NA
(62) Divisional to Application Number :NA
Filing Date :NA

(71)**Name of Applicant :**
1)SHENZHEN SENDIS SEMICONDUCTOR CO. LTD
Address of Applicant :Room 2D Building D1 No.1001 Zhongshan Park Road Nanshan District Shenzhen Guangdong 518000 China
(72)**Name of Inventor :**
1)CHEN Xiaoyu
2)CHEN Bo
3)DENG Xunsheng
4)MAI Yanquan

(57) Abstract :
A dynamic configuration for subsection LED (light emitting diode) driving device comprising a first adjustable LED lamp string unit (210) first N type switch module (310) second adjustable LED lamp string unit (220) unidirectional conduction unit (230) at least one P type switch module (400) at least one second N type switch module (320) control logic module (500) and current detection module (600) wherein the control logic module (500) controls the turn on and turn off states of the first adjustable LED lamp string unit (210) the second adjustable LED lamp string unit (220) the unidirectional conduction unit (230) the P type switch module (400) the first N type switch module (310) and the second N type switch module (320) according to the variation of the output voltage of a rectifier bridge and dynamically adjusts the serial and parallel connection states of the first adjustable LED lamp string unit (210) and the second adjustable LED lamp string unit (220).

No. of Pages : 40 No. of Claims : 9

(12) PATENT APPLICATION PUBLICATION
(21) Application No.11233/DELNP/2015 A
(19) INDIA
(22) Date of filing of Application :09/12/2015
(43) Publication Date : 20/05/2016

(54) Title of the invention : ELECTRIC POWER ASSIST DEVICE FOR BICYCLES AND BICYCLE EQUIPPED WITH SAID DEVICE

(51) International classification :B62M6/75
(31) Priority Document No :1356527
(32) Priority Date :04/07/2013
(33) Name of priority country :France
(86) International Application No :PCT/EP2014/064376
Filing Date :04/07/2014
(87) International Publication No :WO 2015/001110
(61) Patent of Addition to Application Number :NA
Filing Date :NA
(62) Divisional to Application Number :NA
Filing Date :NA

(71)**Name of Applicant :**
1)COMPAGNIE GENERALE DES ETABLISSEMENTS MICHELIN
Address of Applicant :12 Cours Sablon F 63000 CLermont Ferrand France
2)MICHELIN RECHERCHE ET TECHNIQUE S.A.
(72)**Name of Inventor :**
1)OLSOMMER David

(57) Abstract :
The invention relates in particular to an electric power assist device for bicycles said device comprising: an electric machine (2) comprising a rotor; means (4) for securing the electric machine; a battery (7) for powering the electric machine; means for controlling the electric machine; a driving pinion (3) driven by the rotor of the electric machine; and a frame (10) said device being characterised in that the driving pinion can mesh tangentially with complementary teeth (51) solidly connected to a tyre (5) of a rear wheel (61) of the bicycle and in that the securing means are borne by the frame said frame comprising arms (101 102 103 104) that can be secured to the axle of the rear wheel of the bicycle.

No. of Pages : 26 No. of Claims : 15

(12) PATENT APPLICATION PUBLICATION
(21) Application No.11234/DELNP/2015 A
(19) INDIA
(22) Date of filing of Application :09/12/2015
(43) Publication Date : 20/05/2016

(54) Title of the invention : SYSTEM USE OF SHAMPOO COMPRISING CATIONIC POLYMER AND CONDITIONER COMPRISING MONO LONG ALKYL AMINE AND/OR POLYOL

(51) International classification :A61K8/34,A61K8/41,A61K8/42
(31) Priority Document No :61/836673
(32) Priority Date :19/06/2013
(33) Name of priority country :U.S.A.
(86) International Application No :PCT/US2014/043196
Filing Date :19/06/2014
(87) International Publication No:WO 2014/205225
(61) Patent of Addition to Application Number :NA
Filing Date :NA
(62) Divisional to Application Number :NA
Filing Date :NA

(71)**Name of Applicant :**
1)THE PROCTER & GAMBLE COMPANY
Address of Applicant :One Procter & Gamble Plaza Cincinnati Ohio 45202 U.S.A.
(72)**Name of Inventor :**
1)UEHARA Nobuaki
2)OKADA Toshiyuki
3)SOH Mui Siang

(57) Abstract :
Disclosed is a system of a hair shampoo composition and a hair conditioner composition wherein the shampoo composition comprises a higher molecular weight and/or higher charge density cationic polymer and wherein the conditioning composition comprises a cationic surfactant being an mono long alkyl amine cationic surfactant and/or a polyol having a molecular weight of from about 40 to about 500. The system provides improved cleanness of the hair.

No. of Pages : 29 No. of Claims : 8

(12) PATENT APPLICATION PUBLICATION
(19) INDIA
(22) Date of filing of Application :09/12/2015
(21) Application No.11235/DELNP/2015 A
(43) Publication Date : 20/05/2016

(54) Title of the invention : CLEANING ROBOT AND METHOD FOR CONTROLLING THE SAME

(51) International classification :A47L9/28,G05D1/02,B25J9/16
(31) Priority Document No :1020130067587
(32) Priority Date :13/06/2013
(33) Name of priority country :Republic of Korea
(86) International Application No :PCT/KR2014/005101
Filing Date :11/06/2014
(87) International Publication No :WO 2014/200252
(61) Patent of Addition to Application Number :NA
Filing Date :NA
(62) Divisional to Application Number :NA
Filing Date :NA

(71)**Name of Applicant :**
1)SAMSUNG ELECTRONICS CO. LTD.
Address of Applicant :129 Samsung ro Yeongtong gu Suwon si Gyeonggi do 443 742 Republic of Korea
(72)**Name of Inventor :**
1)LEE Dong Hun
2)PARK Heum Yong

(57) Abstract :
A cleaning robot includes a main body a moving assembly to move the main body a cleaning tool provided at a bottom part of the main body to collect foreign substances on a floor an imager to collect images around the main body and a controller to recognize motion of a hand by performing image processing of the collected images identify a control command corresponding to the motion of the hand plan a moving direction and a moving distance of the main body as movement information based on the control command and control operations of the moving assembly and the cleaning tool based on the planned movement information. Since the user directly controls movement of the cleaning robot it is possible to improve interactivity between human and cleaning robot reduce the user s labour and increase convenience.

No. of Pages : 53 No. of Claims : 15

(12) PATENT APPLICATION PUBLICATION
(19) INDIA
(22) Date of filing of Application :09/12/2015
(21) Application No.11236/DELNP/2015 A
(43) Publication Date : 20/05/2016

(54) Title of the invention : MANUFACTURING YARD

(51) International classification :F25J3/04
(31) Priority Document No :61/827103
(32) Priority Date :24/05/2013
(33) Name of priority country :U.S.A.
(86) International Application No :PCT/IB2014/001937
Filing Date :22/05/2014
(87) International Publication No :WO 2014/195807
(61) Patent of Addition to Application Number :NA
Filing Date :NA
(62) Divisional to Application Number :NA
Filing Date :NA

(71)**Name of Applicant :**
1)LAIR LIQUIDE SOCIETE ANONYME POUR LETUDE ET LEXPLOITATION DES PROCEDES GEORGES CLAUDE
Address of Applicant :75 quai DOrsay 75007 Paris France
(72)**Name of Inventor :**
1)GRANGER Claude
2)HARDY Yves
3)BROMET Emmanuelle
4)ROY Jean
5)GRIGOLETTO Philippe
6)LI Qun fang
7)FERRIERE Herve
8)MADE Sylvain

(57) Abstract :
A manufacturing yard (1) configured to build a cryogenic distillation column for use in an air separation unit (ASU) is provided. The remote manufacturing yard can include a fabrication facility comprising an enclosure. The fabrication facility further can also include a vertical plate roller (40); a lifting device an assembly table (50) configured to support two or more partial shells (42) simultaneously; a first weld machine (60) configured to weld the two or more partial shells (42) together to form a course while keeping the two or more partial shells (42) stationary; a column section assembly area (120) having a second weld machine (130) disposed therein a distributor installation area configured to receive at least one column section (138) and install a distributor within the column section (138) to form a distributor column section; and a packing installation area configured to receive the distributor column section and install packing within the distributor column section to form a packed column section (142).

No. of Pages : 123 No. of Claims : 245

(12) PATENT APPLICATION PUBLICATION
(19) INDIA
(22) Date of filing of Application :09/12/2015
(21) Application No.11241/DELNP/2015 A
(43) Publication Date : 20/05/2016

(54) Title of the invention : CYLINDER HEAD FOR INTERNAL COMBUSTION ENGINE

(51) International classification :F01M9/10,F01M9/08,F01M13/00
(31) Priority Document No :2014102453
(32) Priority Date :16/05/2014
(33) Name of priority country :Japan
(86) International Application No :PCT/JP2015/064028
Filing Date :15/05/2015
(87) International Publication No :WO 2015/174519
(61) Patent of Addition to Application Number :NA
Filing Date :NA
(62) Divisional to Application Number :NA
Filing Date :NA

(71)**Name of Applicant :**
1)SUZUKI MOTOR CORPORATION
Address of Applicant :300 Takatsuka cho Minami ku Hamamatsu shi Shizuoka 4328611 Japan
(72)**Name of Inventor :**
1)TSUTSUMITANI Katsuma
2)NISHIKAWA Yutaro

(57) Abstract :
Easy machining makes it possible to effectively supply engine oil to a valve opening/closing mechanism. A cylinder head (7) is provided with: a valve opening/closing mechanism (8) for opening and closing an intake valve (71) and an exhaust valve (72) by means of a camshaft (82); and a main body part (73) for supporting the valve opening/closing mechanism the intake valve and the exhaust valve from the interior thereof the main body part forming a combustion chamber (63). The cylinder head (7) further includes a guide plate for supplying engine oil from above the valve opening/closing mechanism. The guide plate is provided with a groove part (108) formed by bending part of the guide plate the groove part being arranged in a position of overlapping the valve opening/closing mechanism as seen in a plan view of the engine (5).

No. of Pages : 29 No. of Claims : 6

(12) PATENT APPLICATION PUBLICATION
(19) INDIA
(22) Date of filing of Application :09/12/2015
(21) Application No.11242/DELNP/2015 A
(43) Publication Date : 20/05/2016

(54) Title of the invention : WEIGHTED INGEST POLICY MANAGEMENT IN A CONTENT DISTRIBUTION NETWORK

(51) International classification :H04L12/911,H04L12/811
(31) Priority Document No :13/898125
(32) Priority Date :20/05/2013
(33) Name of priority country :U.S.A.
(86) International Application No :PCT/IB2014/061544
Filing Date :19/05/2014
(87) International Publication No :WO 2014/188328
(61) Patent of Addition to Application Number :NA
Filing Date :NA
(62) Divisional to Application Number :NA
Filing Date :NA

(71)**Name of Applicant :**
1)ERICSSON TELEVISION INC.
Address of Applicant :4500 River Green Parkway Suite 110 Duluth Georgia 30096 U.S.A.
(72)**Name of Inventor :**
1)PHILLIPS Chris
2)RODGERS Jimmie
3)REYNOLDS Jennifer
4)FORSMAN Bob
5)DASHER Charles

(57) Abstract :
An ingestion controller system and method for managing ingestion of electronic content in a Content Distribution Network (CDN) (11). The content is received from one or more content sources (CSs) (12 15) through an inbound content pipe (19) having a maximum bandwidth capacity. A database stores bandwidth weightings assigned to each CS by a network Policy Management System (PMS) (46). The bandwidth weighting assigned to each CS corresponds to a fraction of the maximum bandwidth capacity of the inbound content pipe. An input buffer (41) receives the content from the CSs in one or more input buffer queues (51 54) associated with the CSs. A content retrieval mechanism retrieves the content from the input queues at an upload rate for each CS based at least on each CS s assigned bandwidth weighting thereby causing a flow control mechanism (55) to control the upload bitrate of each CS in proportion to the bandwidth weightings.

No. of Pages : 28 No. of Claims : 18

(12) PATENT APPLICATION PUBLICATION
(21) Application No.11244/DELNP/2015 A
(19) INDIA
(22) Date of filing of Application :09/12/2015
(43) Publication Date : 20/05/2016

(54) Title of the invention : SYRINGE NEEDLE ASSEMBLY AND SAFETY SYRINGE AND SAFETY SYRINGE APPARATUS USING SAME

(51) International classification :A61M5/50
(31) Priority Document No :1020130168218
(32) Priority Date :31/12/2013
(33) Name of priority country :Republic of Korea
(86) International Application No :PCT/KR2014/003159
Filing Date :11/04/2014
(87) International Publication No :WO 2015/102162
(61) Patent of Addition to Application Number :NA
Filing Date :NA
(62) Divisional to Application Number :NA
Filing Date :NA

(71)**Name of Applicant :**
1)SAFERWITH INC.
Address of Applicant :(Iui dong Korea Advanced Nano Center) 2fl. 18 ho 109 Gwanggyo ro Yeongtong gu Suwon si Gyeonggi do 443 270 Republic of Korea
(72)**Name of Inventor :**
1)JANG Ji Hoon
2)PARK Kyung Taek

(57) Abstract :
Disclosed are a syringe needle assembly and a safety syringe and a safety syringe apparatus using the same. The syringe needle assembly of the present invention comprises: a syringe needle having a needle tip formed at the front end thereof; and a safety tube which covers the syringe needle and is connected with the rear end of the syringe needle and which is opened in the injection direction of the syringe needle wherein the safety tube retracts backward from the needle tip when the syringe needle penetrates into the body and the safety tube extends toward the front of the needle tip when the syringe needle comes out of the body. The present invention can provide a syringe needle assembly and a safety syringe and safety syringe apparatus using the syringe needle assembly the syringe needle assembly comprising: a syringe needle having a needle tip formed at the front end thereof; and a safety tube which covers the syringe needle and is connected with the rear end of the syringe needle and which is opened in the injection direction of the syringe needle wherein the safety tube retracts backward from the needle tip when the syringe needle penetrates into the body and the safety tube extends toward the front of the needle tip when the syringe needle comes out of the body whereby the syringe needle assembly can be applied to an existing syringe by upgrading the existing syringe without changing the structure thereof and the syringe needle assembly is simple in structure and can be safely and conveniently used.

No. of Pages : 55 No. of Claims : 22

(12) PATENT APPLICATION PUBLICATION
(21) Application No.10996/DELNP/2015 A
(19) INDIA
(22) Date of filing of Application :02/12/2015
(43) Publication Date : 20/05/2016

(54) Title of the invention : METHOD AND DEVICE FOR TREATING METABOLIC DISEASE

(51) International classification :A61F2/04
(31) Priority Document No :61/870531
(32) Priority Date :27/08/2013
(33) Name of priority country :U.S.A.
(86) International Application No :PCT/US2014/051259
Filing Date :15/08/2014
(87) International Publication No :WO 2015/031077
(61) Patent of Addition to Application Number :NA
Filing Date :NA
(62) Divisional to Application Number :NA
Filing Date :NA

(71)**Name of Applicant :**
1)BFKW LLC
Address of Applicant :6223 Cascade Pointe Drive S.E. Grand Rapids Michigan 49546 U.S.A.
(72)**Name of Inventor :**
1)BAKER Randal S.
2)FOOTE James A.

(57) Abstract :
A method of treating metabolic disease includes applying stress to a portion of the gastrointestinal tract of a patient diagnosed with metabolic disease to treat the metabolic disease. A metabolic disease treatment device includes a surface that is shaped to a portion of the gastrointestinal tract that is adapted to apply stress to the portion of the gastrointestinal tract. A control causes the surface to apply stress intermittently to the portion of the gastrointestinal tract in a manner that treats the metabolic disease without causing substantial loss of body mass.

No. of Pages : 30 No. of Claims : 60

(12) PATENT APPLICATION PUBLICATION
(19) INDIA
(22) Date of filing of Application :02/12/2015
(21) Application No.10997/DELNP/2015 A
(43) Publication Date : 20/05/2016

(54) Title of the invention : STONE CUTTING DEVICE

(51) International classification :B28D1/06
(31) Priority Document No :1020130066139
(32) Priority Date :10/06/2013
(33) Name of priority country :Republic of Korea
(86) International Application No :PCT/KR2014/005083
Filing Date :10/06/2014
(87) International Publication No :WO 2014/200245
(61) Patent of Addition to Application Number :NA
Filing Date :NA
(62) Divisional to Application Number :NA
Filing Date :NA

(71)**Name of Applicant :**
1)EHWA DIAMOND IND. CO. LTD.
Address of Applicant :374 Nambu daero Osan si Gyeonggi do 447 804 Republic of Korea
(72)**Name of Inventor :**
1)RHEE Dae Yeon
2)KIM Nam Kwang
3)KIM Doo Hoe
4)PARK Hee Dong

(57) Abstract :
A stone cutting device is disclosed. A stone cutting device according to an aspect of the present invention is provided to cut a material to be cut by swinging multiple cutting tools by a predetermined angle. Each cutting tool comprises a blade extending in the longitudinal direction of the material to be cut and at least one cutting tip provided on an end of the blade to protrude in the width direction the cutting tip reciprocating by means of swing movements thereby cutting the material to be cut. The cutting device comprises a frame unit provided to couple the multiple cutting tools, to cause the cutting tools to reciprocate and to separately adjust tension of respective cutting tools. The frame unit comprises an actuator for applying tension such that a load of 8-27 tons acts on the cutting tools.

No. of Pages : 48 No. of Claims : 9

(12) PATENT APPLICATION PUBLICATION
(19) INDIA
(22) Date of filing of Application :02/12/2015
(21) Application No.10998/DELNP/2015 A
(43) Publication Date : 20/05/2016

(54) Title of the invention : SEALING BUSH CARRIER FOR A STEAM TURBINE AND STEAM TURBINE

(51) International classification :F01D11/02,F01D11/00
(31) Priority Document No :13177156.0
(32) Priority Date :19/07/2013
(33) Name of priority country :EPO
(86) International Application No :PCT/EP2014/061999
Filing Date :10/06/2014
(87) International Publication No :WO 2015/007434
(61) Patent of Addition to Application Number :NA
Filing Date :NA
(62) Divisional to Application Number :NA
Filing Date :NA

(71)**Name of Applicant :**
1)SIEMENS AKTIENGESELLSCHAFT
Address of Applicant :Wittelsbacherplatz 2 80333 M¼nchen Germany
(72)**Name of Inventor :**
1)KADLEC Ondrej
2)PRUDEK Miloslav

(57) Abstract :
The present invention is related to a sealing bush carrier (1) for a steam turbine (40), the steam turbine (40) at least comprising a turbine rotor (41) and a turbine housing (43), whereby the sealing bush carrier (1) is arranged between a shaft (42) of the rotor (41) and the housing (43), wherein the sealing bush carrier (1) comprises at least two hollow passages (2, 3) which extend from the rotor-facing part (4) of the sealing bush carrier (1) to the housing-facing part (5) of the sealing bush carrier (1) and are constructed such that they can be assigned to likewise hollow openings (44, 45) in the housing (43) for an extraction (20) of steam of the turbine (40) through the passages (2, 3) of the sealing bush carrier (1) into the openings (44, 45) of the housing (43). Further is the invention related to a steam turbine (40) the steam turbine (40) at least comprising a rotor (41) with a shaft (42) a housing (43) and a sealing bush carrier (1) of this sort.

No. of Pages : 21 No. of Claims : 13

(12) PATENT APPLICATION PUBLICATION
(21) Application No.11255/DELNP/2013 A
(19) INDIA
(22) Date of filing of Application :27/12/2013
(43) Publication Date : 20/05/2016

(54) Title of the invention : DEVICE FOR MEASURING SPEED AND POSITION OF A VEHICLE MOVING ALONG A GUIDANCE TRACK METHOD AND COMPUTER PROGRAM PRODUCT CORRESPONDING THERETO

(51) International classification	:G01P3/36,B61L25/02,G06T7/20	(71)**Name of Applicant :**
(31) Priority Document No	:1155053	**1)J.M.R. PHI**
(32) Priority Date	:09/06/2011	Address of Applicant :La Reinais F 35830 Betton France
(33) Name of priority country	:France	(72)**Name of Inventor :**
(86) International Application No	:PCT/EP2012/060880	**1)DESBORDES Jean Luc**
Filing Date	:08/06/2012	**2)CH,TEL Nicolas**
(87) International Publication No	:WO 2012/168424	
(61) Patent of Addition to Application Number	:NA	
Filing Date	:NA	
(62) Divisional to Application Number	:NA	
Filing Date	:NA	

(57) Abstract :
The invention relates to a device (100) for measuring speed and/or position of a vehicle (200) moving along a guidance track, by day and by night, and doing so whatever the climatic conditions. According to the invention, such a device comprises: - at least one image capture apparatus (4) delivering a squence of digital images of an environment of said vehicle (200); - means for determining the apparent motion of at least one visual index, called a primitive, between two images delivered by said image capture apparatus (4), so as to dtermine the apparent motion of said at least one visual index; - means of estimating speed and or the position of said vehicle (200) on the basis of said apparent motion of said at least one visual index.

No. of Pages : 43 No. of Claims : 17

(12) PATENT APPLICATION PUBLICATION
(19) INDIA
(22) Date of filing of Application :10/12/2015
(21) Application No.11270/DELNP/2015 A
(43) Publication Date : 20/05/2016

(54) Title of the invention : OPTICAL MODULATOR FROM STANDARD FABRICATION PROCESSING

(51) International classification :G02F1/025
(31) Priority Document No :61/834362
(32) Priority Date :12/06/2013
(33) Name of priority country :U.S.A.
(86) International Application No :PCT/US2014/042177
Filing Date :12/06/2014
(87) International Publication No :WO 2014/201286
(61) Patent of Addition to Application Number :NA
Filing Date :NA
(62) Divisional to Application Number :NA
Filing Date :NA

(71)**Name of Applicant :**
1)MASSACHUSETTS INSTITUTE OF TECHNOLOGY
Address of Applicant :77 Massachusetts Avenue Cambridge Massachusetts 02139 U.S.A.
2)UNIVERSITY OF COLORADO
(72)**Name of Inventor :**
1)POPOVIC Milos A.
2)SHAINLINE Jeffrey Michael
3)ORCUTT Jason
4)STOJANOVIC Vladimir Marko

(57) Abstract :
An optical modulator is disclosed that includes an optical resonator structure. The optical resonator structure includes at least one non linear portion the at least one non linear portion comprising at least one radial junction region. The at least one radial junction region is formed between at least first and second materials respectively having different electronic conductivity characteristics. A principal axis of the at least one radial junction region is oriented along a radius of curvature of the at least one non linear portion. The optical modulator includes an optical waveguide that is coupled to the at least one non linear portion of the optical resonator structure.

No. of Pages : 86 No. of Claims : 29

(12) PATENT APPLICATION PUBLICATION
(19) INDIA
(22) Date of filing of Application :10/12/2015
(21) Application No.11271/DELNP/2015 A
(43) Publication Date : 20/05/2016

(54) Title of the invention : NEW PROCESS FOR THE MAINTAINING OF A RATIO OF ISOMERS OF CA ROTENOID COMPOUNDS

(51) International classification	:C07C403/02,C07C403/16,C07C403/24
(31) Priority Document No	:13173229.9
(32) Priority Date	:21/06/2013
(33) Name of priority country	:EPO
(86) International Application No	:PCT/EP2014/062842
Filing Date	:18/06/2014
(87) International Publication No	:WO 2014/202677
(61) Patent of Addition to Application Number	:NA
Filing Date	:NA
(62) Divisional to Application Number	:NA
Filing Date	:NA

(71)**Name of Applicant :**
1)DSM IP ASSETS B. V.
Address of Applicant :Patent Department Het Overloon 1 NL 6411 The Heerlen Netherlands
(72)**Name of Inventor :**
1)ULRICH Joachim
2)SCHAEFER Christian
3)KREISSIG Franziska

(57) Abstract :
The present invention relates to process for the maintaining of a ratio stereoisomers of carotenoid compounds by using at least one alkali and/or earth alkali metal salt of an organic acid to specific formulations and to the use of such specific formulations.

No. of Pages : 24 No. of Claims : 18

(12) PATENT APPLICATION PUBLICATION
(21) Application No.11272/DELNP/2015 A
(19) INDIA
(22) Date of filing of Application :10/12/2015
(43) Publication Date : 20/05/2016

(54) Title of the invention : LOW RESISTANCE ELECTRODE ASSEMBLIES FOR PRODUCTION OF METALS

(51) International classification :C25C3/16,C25C3/08
(31) Priority Document No :2838113
(32) Priority Date :16/12/2013
(33) Name of priority country :Canada
(86) International Application No :PCT/CA2014/051178
Filing Date :08/12/2014
(87) International Publication No :WO 2015/089654
(61) Patent of Addition to Application Number :NA
Filing Date :NA
(62) Divisional to Application Number :NA
Filing Date :NA

(71)**Name of Applicant :**
1)HATCH LTD.
Address of Applicant :2800 Speakman Drive Mississauga Ontario L5K 2R7 Canada
(72)**Name of Inventor :**
1)BERENDS William R. P.
2)HALEY Stephen D.

(57) Abstract :
An electrode assembly for use in a reduction cell for the production of metal such as aluminum. The electrode comprises an electrically conductive carbon electrode block with an electrically conductive metal member connected thereto. At least one solid conductive metal insert is at least partly received in the carbon electrode block with an interference fit such that the insert exerts a lateral force on the carbon electrode block. The insert provides an improved electrically conductive connection between the carbon electrode block and the conductive metal member with reduced resistance. The insert may provide a direct connection between the electrode block and the metal member or the connection may be provided through a layer of cast iron or other metal element provided between the electrode block and the metal member. The electrode assembly may either comprise an anode or a cathode.

No. of Pages : 95 No. of Claims : 75

(12) PATENT APPLICATION PUBLICATION
(21) Application No.11273/DELNP/2015 A
(19) INDIA
(22) Date of filing of Application :10/12/2015
(43) Publication Date : 20/05/2016

(54) Title of the invention : ENERGY SAVING FOUR SEASON SMART AND SAFE COLD/HOT AIR BLOWER

(51) International classification :F24F5/00,F24F1/02,F24F11/02
(31) Priority Document No :1020130070526
(32) Priority Date :19/06/2013
(33) Name of priority country :Republic of Korea
(86) International Application No :PCT/KR2014/001470
Filing Date :24/02/2014
(87) International Publication No :WO 2014/204081
(61) Patent of Addition to Application Number :NA
Filing Date :NA
(62) Divisional to Application Number :NA
Filing Date :NA

(71)**Name of Applicant :**
1)KIM Kwang Soo
Address of Applicant :(Chang dong Bukhansan I PARK) 505 602 28 Dobong ro 136 gil Dobong gu Seoul 132 045 Republic of Korea
(72)**Name of Inventor :**
1)KIM Kwang Soo

(57) Abstract :
An energy saving four season smart and safe cold/hot air blower of the present invention relates to a technique which enables cold air humidification by removing moisture when being used in the summer can supply instantaneous hot air when the room temperature temporarily goes down enables hot air humidification by supplying moisture when being used in the winter and further enables a four season use by using an additional humidification function in the spring and fall seasons and enables the control of room temperature and room humidity by providing an indoor temperature/humidity sensor and a water temperature sensor saves energy by intelligently operating and stopping all the functions thereof and operating a function for continuously connecting the operations can improve the convenience of use by providing warning signs through lamps for indicating supply or discharge or lack of water according to the attachment of a high/low water level gauge of a water tank and a high water level gauge of a water tank for dehumidification prevents safety accidents such as damage or conflagration and the like of components related to a fan driving motor by providing a fan driving motor overheating prevention sensor as a thermostat sensor at one side of the inner surface of the fan driving motor and particularly fundamentally prevents the leakage of water to the outside when a main body is falls down due to the negligence of a user.

No. of Pages : 28 No. of Claims : 15

(12) PATENT APPLICATION PUBLICATION
(19) INDIA
(22) Date of filing of Application :10/12/2015
(21) Application No.11274/DELNP/2015 A
(43) Publication Date : 20/05/2016

(54) Title of the invention : FUEL ENRICHMENT PROCESS

(51) International classification :C04B7/12,C04B18/08,C10L9/10
(31) Priority Document No :1308472.8
(32) Priority Date :10/05/2013
(33) Name of priority country :U.K.
(86) International Application No :PCT/GB2014/051445
Filing Date :12/05/2014
(87) International Publication No :WO 2014/181133
(61) Patent of Addition to Application Number :NA
Filing Date :NA
(62) Divisional to Application Number :NA
Filing Date :NA

(71)**Name of Applicant :**
1)INTERNATIONAL INNOVATIVE TECHNOLOGIES LIMITED
Address of Applicant :Unit 5 Queens Court Third Avenue Team Valley Trading Estate Gateshead Tyne and Wear NE11 0BU U.K.
(72)**Name of Inventor :**
1)DAOOD Syed
2)NIMMO William

(57) Abstract :
A process for breaking hydrocarbon bonds during the combustion or heating of a particulate hydrocarbon containing fuel bound carbon and fuel bound nitrogen comprises the steps of: heating the particulate hydrocarbon with a fuel improver in a burner the fuel improver comprising predominantly iron oxide and silicon dioxide. The proportion of fuel improver to fuel is up to 33% by weight of particulate hydrocarbon. The particulate hydrocarbon has a particle size distribution and the fuel improver has a particle size distribution and particles of hydrocarbon at the 90th percentile of its particle size distribution are larger than the particles of the fuel improver at the 90th percentile of its particle size distribution and wherein the particles of fuel improver at the 10th percentile of its particle size distribution are an order of magnitude smaller than the hydrocarbon particles at the 90th percentile its particle size distribution.

No. of Pages : 49 No. of Claims : 50

(12) PATENT APPLICATION PUBLICATION
(21) Application No.11275/DELNP/2015 A
(19) INDIA
(22) Date of filing of Application :10/12/2015
(43) Publication Date : 20/05/2016

(54) Title of the invention : INTRAOCULAR LENS PERIPHERAL SURGICAL SYSTEMS

(51) International classification :A61F2/16
(31) Priority Document No :61/828018
(32) Priority Date :28/05/2013
(33) Name of priority country :U.S.A.
(86) International Application No :PCT/US2014/039792
Filing Date :28/05/2014
(87) International Publication No :WO 2014/193953
(61) Patent of Addition to Application Number :NA
Filing Date :NA
(62) Divisional to Application Number :NA
Filing Date :NA

(71)**Name of Applicant :**
1)1CO INC.
Address of Applicant :3579 E. Foothill Blvd. #521 Pasadena CA 91107 U.S.A.
(72)**Name of Inventor :**
1)DeBOER Charles
2)CABLE Craig Alan II
3)RIBEIRO Ramiro Magalhes
4)MCCORMICK Matthew
5)CAFFEY Sean
6)TAI Yu chong
7)HUMAYUN Mark

(57) Abstract :
Peripheral surgical systems are used for insertion and filling of fluid filled intraocular lenses (100) reaccessing and modifying fluid filled intraocular lenses and explantation of lenses (1504). Although one peripheral surgical unit may perform all of these functions in some embodiments different units perform different functions i.e. each function may be performed by a separate unit or the functions may be distributed over a smaller number of functional units.

No. of Pages : 62 No. of Claims : 43

(12) PATENT APPLICATION PUBLICATION
(21) Application No.11276/DELNP/2015 A
(19) INDIA
(22) Date of filing of Application :10/12/2015
(43) Publication Date : 20/05/2016

(54) Title of the invention : BUTTON FOR FASTENING FABRICS

(51) International classification :A44B1/00,A41F1/02
(31) Priority Document No :13168005.0
(32) Priority Date :16/05/2013
(33) Name of priority country :EPO
(86) International Application No :PCT/EP2014/056733
Filing Date :03/04/2014
(87) International Publication No :WO 2014/183922
(61) Patent of Addition to Application Number :NA
Filing Date :NA
(62) Divisional to Application Number :NA
Filing Date :NA

(71)**Name of Applicant :**
1)MIGHTY STYLEY SL
Address of Applicant :Calle Miguel Angel 13 3 28010 Madrid Spain
(72)**Name of Inventor :**
1)MAUSSEN Joseph Franciscus August Alfred

(57) Abstract :
Button (1) for fastening fabrics for instance clothing wherein the button (1) comprises a body (10) and is provided with attachment means (2) at a central location (5) of the body (10) arranged for attaching for instance by sewing the button (1) to a fabric wherein the body (10) of the button (1) has a tapering width (w) seen in a direction parallel to the plane of the lower surface (13) of the body (10) wherein the button (1) is further provided with attachment means (3) at or near the circumferential edge (11) of the body (10) and wherein the width (w) of the body (10) tapers towards the location (6) of the attachment means (3) at or near the edge (11).

No. of Pages : 26 No. of Claims : 28

(12) PATENT APPLICATION PUBLICATION
(21) Application No.11277/DELNP/2015 A
(19) INDIA
(22) Date of filing of Application :10/12/2015
(43) Publication Date : 20/05/2016

(54) Title of the invention : MODULAR MULTI PHASE ELECTRIC MACHINE

(51) International classification :H02P25/22
(31) Priority Document No :P201300154
(32) Priority Date :11/06/2013
(33) Name of priority country :Slovenia
(86) International Application No :PCT/EP2014/061831
Filing Date :06/06/2014
(87) International Publication No :WO 2014/198663
(61) Patent of Addition to Application Number :NA
Filing Date :NA
(62) Divisional to Application Number :NA
Filing Date :NA

(71)**Name of Applicant :**
1)GEM MOTORS D.O.O.
Address of Applicant :Ljubljanska 45 1241 Kamnik Slovenia
(72)**Name of Inventor :**
1)MANDELJ Simon

(57) Abstract :
A multi phase electric motor is proposed that comprises a rotor and a stator. The rotor has a number of magnets directed towards the stator and the stator includes a plurality of phase windings directed towards the magnets. The phase windings are connected to control units that are adapted to selectively apply a current to the phase windings to induce an electromagnetic force which acts upon the magnets to effect a rotation of the rotor. The motor comprises at least two control units each being configured to control the supply of current to three phase windings such that a different phase current is supplied to each of the three phase windings with a phase shift between said different phase currents being 120° and wherein no two control units utilise the same current phase. By distributing current over at least six phases and utilising two or more control units operating as simple 3 phase motors low voltage operation is enabled without the associated disadvantages of high winding currents while control is simplified over conventional systems.

No. of Pages : 20 No. of Claims : 14

(12) PATENT APPLICATION PUBLICATION
(19) INDIA
(22) Date of filing of Application :03/12/2015
(21) Application No.11049/DELNP/2015 A
(43) Publication Date : 20/05/2016

(54) Title of the invention : FOOTLET

(51) International classification :A41B11/12
(31) Priority Document No :2011104
(32) Priority Date :04/07/2013
(33) Name of priority country :Netherlands
(86) International Application No :PCT/IB2014/062765
Filing Date :01/07/2014
(87) International Publication No :WO 2015/001482
(61) Patent of Addition to Application Number :NA
Filing Date :NA
(62) Divisional to Application Number :NA
Filing Date :NA

(71)**Name of Applicant :**
1)STEPS HOLDING B.V.
Address of Applicant :Oranjestraat 47 49 5091 BK Oost West en Middelbeers Netherlands
(72)**Name of Inventor :**
1)VAN TIEL Cornelius Hendrikus Nicolaas
2)VAN TIEL Wilhelmus Jacobus Cornelius

(57) Abstract :
A footlet (1) is provided with a heel portion (2) a toe portion (6) and a middle portion (4) interposed between the heel portion and the toe portion. The middle portion comprises lateral sides extending between the heel portion and the toe portion on either side. The footlet is completely manufactured by reciprocating knitting. The heel portion is provided with a thread comprising an anti slip agent which thread is incorporated in the heel portion by knitting.

No. of Pages : 18 No. of Claims : 10

(12) PATENT APPLICATION PUBLICATION
(19) INDIA
(22) Date of filing of Application :30/12/2013

(21) Application No.11290/DELNP/2013 A
(43) Publication Date : 20/05/2016

(54) Title of the invention : FLUID MATERIAL DISPENSER

(51) International classification :A45D34/04,B65D47/42,G01F11/02
(31) Priority Document No :1157046
(32) Priority Date :01/08/2011
(33) Name of priority country :France
(86) International Application No :PCT/FR2012/051819
Filing Date :01/08/2012
(87) International Publication No :WO 2013/017803
(61) Patent of Addition to Application Number :NA
Filing Date :NA
(62) Divisional to Application Number :NA
Filing Date :NA

(71)**Name of Applicant :**
1)APTAR FRANCE SAS
Address of Applicant :BP G Le Prieur F 27110 Le Neubourg France
(72)**Name of Inventor :**
1)BERANGER Stphane
2)MULLER Patrick

(57) Abstract :
The invention relates to a fluid material dispenser which includes: a fluid material tank (1) containing the fluid material (P); a chamber (C) for suctioning the fluid material said chamber having a variable volume defining a collection and application space (70); a plunger tube (5) connecting the tank (1) to the chamber (C) at an injection opening (27) defining an injection axis (X); a suctioning means (25 75) for suctioning the fluid material (P) from the tank (1) into the chamber (C) through the injection opening (27) during a suction phase characterised in that the injection opening (27) is located slightly inside or outside the collection and application space (70) such that the fluid material (P) is injected in the form of an axial jet into the collection and application space (70) and at least partially fills the latter without the injection opening (27) entering into the space (70).

No. of Pages : 21 No. of Claims : 13

(12) PATENT APPLICATION PUBLICATION
(21) Application No.11292/DELNP/2013 A
(19) INDIA
(22) Date of filing of Application :30/12/2013
(43) Publication Date : 20/05/2016

(54) Title of the invention : DRIVE TRAIN IN PARTICULAR VEHICLE DRIVE TRAIN

(51) International classification	:F02B37/04,F02B37/10,F02B39/14
(31) Priority Document No	:10 2011 107 436.1
(32) Priority Date	:07/07/2011
(33) Name of priority country	:Germany
(86) International Application No	:PCT/EP2012/002663
Filing Date	:23/06/2012
(87) International Publication No	:WO 2013/004354
(61) Patent of Addition to Application Number	:NA
Filing Date	:NA
(62) Divisional to Application Number	:NA
Filing Date	:NA

(71)**Name of Applicant :**
1)VOITH PATENT GMBH
Address of Applicant :Sankt Pltener Str. 43 89522 Heidenheim Germany
(72)**Name of Inventor :**
1)HIRZEL Ralf
2)FIGLER Thomas

(57) Abstract :
The invention relates to a drive train comprising an internal combustion engine at least one first turbocharger having a first turbine shaft that is mounted rotatably in a turbine housing and a turbo compound system comprising at least one power turbine which is arranged in the exhaust gas flow and is drive connected or can be drive connected via a power turbine shaft to the output shaft of the internal combustion engine wherein the turbine shaft is mounted rotatably in a power turbine housing wherein the turbine housing and the power turbine housing are supported in or on a stationary non circulating common housing or are integrated into a common housing of this type. The invention is characterized in that the turbine shaft and the power turbine shaft extend parallel to one another and the first turbocharger is arranged radially outside the turbine compound system and in particular the first turbocharger and the turbo compound system are arranged on a common side or on different and in particular adjoining or opposite sides of the transmission housing.

No. of Pages : 29 No. of Claims : 10

(12) PATENT APPLICATION PUBLICATION
(21) Application No.11295/DELNP/2013 A
(19) INDIA
(22) Date of filing of Application :30/12/2013
(43) Publication Date : 20/05/2016

(54) Title of the invention : SYSTEM AND METHOD FOR TRANSFERRING ELECTRIC ENERGY TO A VEHICLE USING CONSTANT CURRENT OPERATION OF SEGMENTS OF A CONDUCTOR ARRANGEMENT

(51) International classification :B60L5/00,B60M3/04
(31) Priority Document No :1109825.8
(32) Priority Date :10/06/2011
(33) Name of priority country :U.K.
(86) International Application No :PCT/EP2012/061027
Filing Date :11/06/2012
(87) International Publication No :WO 2012/168477
(61) Patent of Addition to Application Number :NA
Filing Date :NA
(62) Divisional to Application Number :NA
Filing Date :NA

(71)**Name of Applicant :**
1)BOMBARDIER TRANSPORTATION GMBH
Address of Applicant :Schneberger Ufer 1 10785 Berlin Germany
(72)**Name of Inventor :**
1)VOLLENWYDER Kurt
2)WORONOWICZ Konrad
3)CZAINSKI Robert
4)MEINS J¼rgen

(57) Abstract :
The invention relates to a system for transferring electric energy to a vehicle (81; 91), in particular to a track bound vehicle (81) such as a light rail vehicle or to a road automobile (91) such as a bus, wherein - the system comprises an electric conductor arrangement (3, T) for producing an alternating electromagnetic field and for thereby transferring electromagnetic energy to the vehicle, - the conductor arrangement (3, T) comprises a plurality of segments (T1, T2, T3, T4, T5, T6), wherein each segment (T1, T2, T3, T4, T5, T6) extends along a section of the path of travel of the vehicle, - each segment comprises one line for each phase of an alternating current which is to be carried by the segment in order to produce the electromagnetic field, - the system comprises a current supply (3) for conducting electric energy to the plurality of the segments (T1, T2, T3, T4, T5, T6), wherein the segments (T1, T2, T3, T4, T5, T6) are electrically connected in parallel to each other with the current supply (3), - at least one of the segments (T1, T2, T3, T4, T5, T6) is coupled to the current supply (3) via an associated constant current source (12) adapted to keep the electric current through the segment (T1, T2, T3, T4, T5, T6) constant - while the segment (T1, T2, T3, T4, T5, T6) is operated - independently of the electric power which is transferred to one or more vehicles travelling along the segment (T1, T2, T3, T4, T5, T6), - each constant current source (12) comprises a first inductance (L6P1) and optionally more than one inductances and comprises a first capacitance (C6P) and optionally more than one capacitances, the inductances and the capacitances being adapted to each other and to the voltage at the input side of the constant current source so that a desired constant current is output to the output side, i.e. the side of the segment, - the first inductance (L6P1) is arranged in a line (100) of the constant current source (12) which connects the input side with the output side and at least one junction of the line (100) is connected with the first capacitance(C6P), - the first inductance (L6P1) and the first capacitance (C6P) as well as a second inductance (L6P2), which is formed at least partly by the inherent inductance (LT) of the segment (T), are adapted to each other and to any additional capacitance in the segment can be operated at a corresponding resonance frequency and the reactive power produced by the segment (T) is essentially zero.

No. of Pages : 39 No. of Claims : 10

(12) PATENT APPLICATION PUBLICATION
(19) INDIA
(22) Date of filing of Application :23/12/2013
(21) Application No.11051/DELNP/2013 A
(43) Publication Date : 20/05/2016

(54) Title of the invention : CARBON DIOXIDE PRODUCTION

(51) International classification :C01B31/20,C04B2/10,F27B7/10
(31) Priority Document No :1112492.2
(32) Priority Date :21/07/2011
(33) Name of priority country :U.K.
(86) International Application No :PCT/GB2012/051622
Filing Date :10/07/2012
(87) International Publication No :WO 2013/011276
(61) Patent of Addition to Application Number :NA
Filing Date :NA
(62) Divisional to Application Number :NA
Filing Date :NA

(71)**Name of Applicant :**
1)ROCKFUEL INNOVATIONS LIMITED
Address of Applicant :39 Shakespeare Road Lexden Colchester Essex CO3 4HL U.K.
(72)**Name of Inventor :**
1)STAMP Clive Roger

(57) Abstract :
Apparatus for the production of carbon dioxide from limestone includes a nuclear energy source (32) arranged to generate electricity and a rotary kiln (10). The rotary kiln (10) has an inlet (15) for the introduction of limestone and an outlet (19) for the release of carbon dioxide. An electrical resistance heating element (21) disposed within the kiln (10) is arranged to be supplied with electricity derived from the nuclear energy source (32) to raise the temperature of the element (21) for transfer of heat to the interior of the rotary kiln (10). Limestone in the rotary kiln (10) is thereby heated to a temperature sufficient for the release of carbon dioxide.

No. of Pages : 15 No. of Claims : 17

(12) PATENT APPLICATION PUBLICATION
(19) INDIA
(22) Date of filing of Application :23/12/2013
(21) Application No.11057/DELNP/2013 A
(43) Publication Date : 20/05/2016

(54) Title of the invention : VACCINE ADJUVANT COMPOSITION COMPRISING INULIN PARTICLES

(51) International classification	:A61K39/39,A61K31/715,A61K39/145
(31) Priority Document No	:61/498557
(32) Priority Date	:19/06/2011
(33) Name of priority country	:U.S.A.
(86) International Application No Filing Date	:PCT/EP2012/061748 :19/06/2012
(87) International Publication No	:WO 2012/175518
(61) Patent of Addition to Application Number Filing Date	:NA :NA
(62) Divisional to Application Number Filing Date	:NA :NA

(71)**Name of Applicant :**
1)VAXINE PTY LTD
Address of Applicant :Endocrinology Department Room 6D313 Flinders Medical Centre Bedford Park South Australia 5042 Australia
(72)**Name of Inventor :**
1)PETROVSKY Nikolai

(57) Abstract :
The present invention provides a composition comprising or consisting of inulin particles for use in the reduction or inhibition of inflammation and/or for treating or preventing inflammatory disease in a subject. Also provided is a pharmaceutically acceptable composition comprising: particles of inulin; and a substance comprising or consisting of one or more pathogen associated molecular patterns (PAMPs) or an equivalent kit of parts and methods and uses of the composition and kit for inducing or modulating an immune response in a subject such as modulating an immune response to an antigen or allergen and/or as a vaccine. Also provided is a single dose vaccine composition comprising inulin particles an antigen and optionally an antigen binding carrier material and methods and uses of the vaccine.

No. of Pages : 111 No. of Claims : 31

(12) PATENT APPLICATION PUBLICATION
(21) Application No.11059/DELNP/2013 A
(19) INDIA
(22) Date of filing of Application :23/12/2013
(43) Publication Date : 20/05/2016

(54) Title of the invention : CUTTING DEVICE FOR CONTAINER COVERS

(51) International classification :B65D5/74
(31) Priority Document No :102011080209.6
(32) Priority Date :01/08/2011
(33) Name of priority country :Germany
(86) International Application No :PCT/EP2012/060503
Filing Date :04/06/2012
(87) International Publication No :WO 2013/017316
(61) Patent of Addition to Application Number :NA
Filing Date :NA
(62) Divisional to Application Number :NA
Filing Date :NA

(71)**Name of Applicant :**
1)ROBERT BOSCH GMBH
Address of Applicant :Postfach 30 02 20 70442 Stuttgart Germany
(72)**Name of Inventor :**
1)BARRON Dan

(57) Abstract :
The present invention discloses a container cover produced from a plastics film having a rotating closure which has a rotatable cylindrical cutting device (100 , 300) wherein the latter has a lower rim (110) on which at least one cutting edge section (120) is arranged and wherein said at least one cutting edge section (120) has at least three teeth (130) which are located on a line extending in an inclined manner in relation to the bag and wherein the front most tooth in the direction of rotation comes first into contact with the plastics film during the cutting operation. The cutting device (100 , 300) is characterized in that the inclination of the line on which the teeth (130) of each cutting edge section are located is selected such that in the case of at least approximately maximum deformation of the plastics film before the latter is perforated by the front most tooth at least two following teeth of the same cutting edge section (120) are in direct contact with the plastics film.

No. of Pages : 19 No. of Claims : 11

(12) PATENT APPLICATION PUBLICATION
(19) INDIA
(22) Date of filing of Application :30/12/2013
(21) Application No.11302/DELNP/2013 A
(43) Publication Date : 20/05/2016

(54) Title of the invention : TRPV1 ANTAGONISTS INCLUDING DIHYDROXY SUBSTITUENT AND USES THEREOF

(51) International classification :C07D417/12,C07D417/14,A61P29/00
(31) Priority Document No :61/499989
(32) Priority Date :22/06/2011
(33) Name of priority country :U.S.A.
(86) International Application No :PCT/IB2012/001252
Filing Date :21/06/2012
(87) International Publication No :WO 2012/176061
(61) Patent of Addition to Application Number :NA
Filing Date :NA
(62) Divisional to Application Number :NA
Filing Date :NA

(71)**Name of Applicant :**
1)PURDUE PHARMA L.P.
Address of Applicant :One Stamford Forum 201 Tresser Boulevard Stamford CT 06901 3431 U.S.A.
2)SHIONOGI & CO. LTD.
(72)**Name of Inventor :**
1)TAFESSE Laykea
2)ANDO Shigeru
3)KUROSE Noriyuki

(57) Abstract :
The disclosure relates to Compounds of Formula (I) and pharmaceutically acceptable derivatives thereof, where R1, R4, R8, R9, and m are as defined herein, compositions comprising an effective amount of a Compound of Formula (I) or a pharmaceutically acceptable derivative thereof, and methods for treating or preventing a condition such as pain, pain associated with osteoarthritis, osteoarthritis, UI, an ulcer, IBD, and IBS, comprising administering to an animal in need thereof an effective amount of a Compound of Formula (I) or a pharmaceutically acceptable derivative thereof.

No. of Pages : 237 No. of Claims : 84

(12) PATENT APPLICATION PUBLICATION
(21) Application No.11128/DELNP/2014 A
(19) INDIA
(22) Date of filing of Application :26/12/2014
(43) Publication Date : 20/05/2016

(54) Title of the invention : METHOD AND DEVICE FOR AUTOMATICALLY CONNECTING WIRELESS LOCAL AREA NETWORK

(51) International classification :H04W48/16,H04W76/02
(31) Priority Document No :201410360907.9
(32) Priority Date :25/07/2014
(33) Name of priority country :China
(86) International Application No :PCT/CN2014/091574
Filing Date :19/11/2014
(87) International Publication No :WO 2016/011741
(61) Patent of Addition to Application Number :NA
Filing Date :NA
(62) Divisional to Application Number :NA
Filing Date :NA

(71)**Name of Applicant :**
1)XIAOMI INC.
Address of Applicant :Floor 13 Rainbow City Shopping Mall of China Resources No. 68 Qinghe Middle Street Haidian District Beijing 100085 China
(72)**Name of Inventor :**
1)LI Shen
2)WANG Heng
3)XIANGLI Fei

(57) Abstract :
The present disclosure relates to a method and device for automatically connecting a wireless local area network which are used for reducing the probability of failure of automatic connection and reducing interference for users. The method comprises: when the connection state of a wireless local area network is in a non connection state and a first wireless local area network is detected according to the name of a peripheral wireless local area network currently found by searching generating a first wireless local area network list; comparing the first wireless local area network list with a pre stored second wireless local area network list to obtain a comparison result; and when the comparison result complies with a preset condition according to pre stored connection information about a second wireless local area network initiating a connection request to the first wireless local area network. The technical solution of the present disclosure can increase the accuracy rate for judging the same wireless local area network thereby reducing the probability of failure of automatic connection and reducing interference for users.

No. of Pages : 26 No. of Claims : 15

(12) PATENT APPLICATION PUBLICATION
(19) INDIA
(22) Date of filing of Application :24/12/2015
(21) Application No.11770/DELNP/2015 A
(43) Publication Date : 20/05/2016

(54) Title of the invention : LAUNDRY DETERGENT COMPOSITION

(51) International classification :C11D1/22,C11D3/10,C11D3/02
(31) Priority Document No :PCT/CN2013/079191
(32) Priority Date :11/07/2013
(33) Name of priority country :China
(86) International Application No:PCT/CN2014/081950
Filing Date :10/07/2014
(87) International Publication No :WO 2015/003639
(61) Patent of Addition to Application Number :NA
Filing Date :NA
(62) Divisional to Application Number :NA
Filing Date :NA

(71)**Name of Applicant :**
1)THE PROCTER & GAMBLE COMPANY
Address of Applicant :One Procter & Gamble Plaza Cincinnati Ohio 45202 U.S.A.
(72)**Name of Inventor :**
1)SOMERVILLE ROBERTS Nigel Patrick
2)URE Colin
3)TRISTON Zoe Rosa
4)PICKERING Carly
5)REID Victor Stuart
6)BROOKER Alan Thomas
7)SHEN Rui
8)GENG Daitao

(57) Abstract :
A laundry detergent composition comprising; (a) less than 50 % by weight of the laundry detergent composition of carbonate; (b) a first particle comprising, among others: (i) from 10 %to 35 % by weight of linear alkylbenzene sulphonate; and (ii) less than 10 %by weight of the first particle of an alkoxylated alkyl sulphate,while the first particle has a Mettler moisture content of between 1 and 4 % ; and (c) a second particle comprising, among others: (i) at least 10 % by weight of the second particle of an alkoxylated alkyl sulphate; and (ii) less than 10 % by weight of the second particle of linear alkylbenzene sulphonate, while the ratio of linear alkylbenzene sulphonate to carbonate in the laundry detergent composition is from 3:lto 1:1.5.

No. of Pages : 30 No. of Claims : 11

(12) PATENT APPLICATION PUBLICATION
(19) INDIA
(22) Date of filing of Application :24/12/2015
(21) Application No.11771/DELNP/2015 A
(43) Publication Date : 20/05/2016

(54) Title of the invention : ACCESS CONTROL COMMUNICATION DEVICE, METHOD, COMPUTER PROGRAM AND COMPUTER PROGRAM PRODUCT

(51) International classification :G07C9/00
(31) Priority Document No :13175282.6
(32) Priority Date :05/07/2013
(33) Name of priority country :EPO
(86) International Application No :PCT/EP2014/064162
Filing Date :03/07/2014
(87) International Publication No :WO 2015/001009
(61) Patent of Addition to Application Number :NA
Filing Date :NA
(62) Divisional to Application Number :NA
Filing Date :NA

(71)**Name of Applicant :**
1)ASSA ABLOY AB
Address of Applicant :P.O. Box 70340 S 107 23 Stockholm Sweden
(72)**Name of Inventor :**
1)BORG Anders
2)CEDERBLAD Mats
3)GARM‰N Daniel
4)JONSSON Tomas
5)SIKLOSI Peter

(57) Abstract :
It is presented an access control communication device comprising: a short distance radio communication module; a cellular radio communication module; and a controller arranged to communicate access rights associated with a key device, using the cellular radio communication module, with an access control device over a cellular communication network , the communicating comprising sending a request for access management data associated with the lock device, and receiving access management data associated with the lock device; and the controller further being arranged to transmit the access management data to the key device for transfer to the lock device, the communicating and transmitting being arranged to be performed upon the access control device being in communication with the key device using the short distance radio communication module. A corresponding method, computer program and computer program product area also presented.

No. of Pages : 29 No. of Claims : 16

(12) PATENT APPLICATION PUBLICATION
(19) INDIA
(22) Date of filing of Application :24/12/2015
(21) Application No.11772/DELNP/2015 A
(43) Publication Date : 20/05/2016

(54) Title of the invention : ARTICULATED TOOL POSITIONER AND SYSTEM EMPLOYING SAME

(51) International classification :A61B19/00,A61B1/05,A61B17/29
(31) Priority Document No :61/837112
(32) Priority Date :19/06/2013
(33) Name of priority country :U.S.A.
(86) International Application No :PCT/CA2013/001076
Filing Date :20/12/2013
(87) International Publication No :WO 2014/201538
(61) Patent of Addition to Application Number :NA
Filing Date :NA
(62) Divisional to Application Number :NA
Filing Date :NA

(71)**Name of Applicant :**
1)TITAN MEDICAL INC.
Address of Applicant :170 University Avenue Suite1000 Toronto Ontario M5H 3B3 Canada
(72)**Name of Inventor :**
1)ROBERT Rene
2)ZITNICK David Allen
3)CAMERON Peter John Kenneth
4)FARIA Leonard M.
5)BAJO Andrea

(57) Abstract :
An articulated tool positioning apparatus comprising a base member, an intermediate member, an end member and a first tool holder arranged in succession, each of the base member, intermediate member, end member and tool holder having a respective central opening. A first plurality of coupled guides id positioned between the base member and the intermediate member and a second plurality of coupled guides is positioned between the intermediate member and the end member. A third plurality of coupled guides is disposed between the end member and the tool holder. The base member, intermediate member, end member, first tool holder and first second and third pluralities of coupled guides all have a central opening and guide openings or securing points for securing pluralities of flexible control links to the base member or to an object separated from the base member. Pushing or pulling control links of a first plurality of control links causes the base member, the first plurality of coupled guides, the intermediate member, the second plurality of coupled guides and the end member to selectively define a continuous curve. A second plurality of control links causes the end member to maintain an orientation generally the same as the base member, when any of the other flexible control links is pushed or pulled. Pushing or pulling control links of a third plurality of control links causes the tool holder to be selectively moved into any of a plurality of orientations, such that the third plurality of coupled guides between the end member and the tool holder defines a continuous curve from the end member to the tool holder. At least one mechanism for pushing and pulling the flexible control links is described and a use of the apparatus for positioning a tool for laparoscopic surgery applications is described.

No. of Pages : 77 No. of Claims : 27

(12) PATENT APPLICATION PUBLICATION
(21) Application No.11773/DELNP/2015 A
(19) INDIA
(22) Date of filing of Application :24/12/2015
(43) Publication Date : 20/05/2016

(54) Title of the invention : SYSTEMS AND METHODS FOR PREPARING SAMPLES FOR CHEMICAL ANALYSIS USING A COOLED DIGESTION ZONE

(51) International classification :G01N1/44,G01N1/38
(31) Priority Document No :61/837836
(32) Priority Date :21/06/2013
(33) Name of priority country :U.S.A.
(86) International Application No :PCT/CA2014/000511
Filing Date :20/06/2014
(87) International Publication No :WO 2014/201548
(61) Patent of Addition to Application Number :NA
Filing Date :NA
(62) Divisional to Application Number :NA
Filing Date :NA

(71)**Name of Applicant :**
1)7685297 CANADA INC.
Address of Applicant :1259 Ernest Avenue London Ontario N6E 2B2 Canada
(72)**Name of Inventor :**
1)EMBURGH Ron J.
2)KANIPAYOR Ravi K.

(57) Abstract :
An apparatus for preparing samples for chemical analysis includes a container receptacle for receiving a sample container having a crucible portion and an expasnion portion. The container receptacle includes a heating compartment and a cooling compartment spaced apart from the heating compartment. The heating compartment is shaped to receive the crucible portion of the sample container, and the cooling compartment is shaped to receive the expasion portion of the sample container. The apparatus also includes a heating mechanism for heating the sample within the crucible portion of the sample container, a first cooling mechanism for cooling the expasion portion of the sample container, and a second cooling mechanism for cooling the crucible portion of the sample container.

No. of Pages : 41 No. of Claims : 30

(12) PATENT APPLICATION PUBLICATION
(21) Application No.11774/DELNP/2015 A
(19) INDIA
(22) Date of filing of Application :24/12/2015
(43) Publication Date : 20/05/2016

(54) Title of the invention : X -RAY DETECTION SIGNAL PROCESSING UNIT AND X -RAY ANALYZER PROVIDED WITH SAME

(51) International classification	:G01N23/223,G01T1/17,H05G1/08
(31) Priority Document No	:2013144520
(32) Priority Date	:10/07/2013
(33) Name of priority country	:Japan
(86) International Application No	:PCT/JP2014/061557
Filing Date	:24/04/2014
(87) International Publication No	:WO 2015/004972
(61) Patent of Addition to Application Number	:NA
Filing Date	:NA
(62) Divisional to Application Number	:NA
Filing Date	:NA

(71)**Name of Applicant :**
1)RIGAKU CORPORATION
Address of Applicant :9 12 Matsubara cho 3 chome Akishima shi Tokyo 1968666 Japan
(72)**Name of Inventor :**
1)SAKO Yukio

(57) Abstract :
This X-ray detection signal processing unit (5A) is provided with a pre-ampliner (50) for amplifying a signal out -putted by an X-ray detection unit (4), a buffer amplifier (1), a coaxial cable (55), a pre-amplifier power source (56) for supplying electrical power to the pre-amplifier (50) and the buffer amplifier (1), and a feedback circuit (7). The coaxial cable (55) connects the output terminal of the buffer amplifier (51) to a pulse processor (52) through a first capacitor (53) on the buffer amplifier and through a second capacitor (54) on the pulse processor, and additionally connects the pre-amplifier power source (56) to the pre-amplifier (50) and the buffer amplifier (51). The feedback circuit (7) connects the coaxial-cable-side terminal of the first capacitor (53) to an input terminal of the buffer amplifier (1) through a third capacitor (59).

No. of Pages : 17 No. of Claims : 2

(12) PATENT APPLICATION PUBLICATION
(21) Application No.11775/DELNP/2015 A
(19) INDIA
(22) Date of filing of Application :24/12/2015
(43) Publication Date : 20/05/2016

(54) Title of the invention : COMPOSITIONS AND METHODS FOR IMMUNOTHERAPY

(51) International classification :A61K39/00
(31) Priority Document No :61/838547
(32) Priority Date :24/06/2013
(33) Name of priority country :U.S.A.
(86) International Application No :PCT/US2014/043629
Filing Date :23/06/2014
(87) International Publication No :WO 2014/209868
(61) Patent of Addition to Application Number :NA
Filing Date :NA
(62) Divisional to Application Number :NA
Filing Date :NA

(71)**Name of Applicant :**
1)NEXIMMUNE
Address of Applicant :22 Firstfield Road Suite 280 Gaithersburg Maryland 20878 U.S.A.
(72)**Name of Inventor :**
1)MCCREEDY Bruce
2)JONES Timothy David
3)CARR Francis Joseph

(57) Abstract :
The present invention provides compositions and methods for immunotherapy, which include shelf-stable pharmaceutical compositions for inducing antigen-specific T cells. Such compositions are employed as components of an artificial antigen presenting cell (aAPC), to provide a patient with complexes for presentation of an antigen (e.g., a tumor antigen) and/or a T cell costimulatory molecule.

No. of Pages : 72 No. of Claims : 69

(12) PATENT APPLICATION PUBLICATION
(19) INDIA
(22) Date of filing of Application :24/12/2015
(21) Application No.11776/DELNP/2015 A
(43) Publication Date : 20/05/2016

(54) Title of the invention : TARGETED CROSSLINKED MULTILAMELLAR LIPOSOMES

(51) International classification :A61K51/12,A61P35/00
(31) Priority Document No :61/830636
(32) Priority Date :03/06/2013
(33) Name of priority country :U.S.A.
(86) International Application No :PCT/US2014/040741
Filing Date :03/06/2014
(87) International Publication No :WO 2014/197500
(61) Patent of Addition to Application Number :NA
Filing Date :NA
(62) Divisional to Application Number :NA
Filing Date :NA

(71)**Name of Applicant :**
1)UNIVERSITY OF SOUTHERN CALIFORNIA
Address of Applicant :1150 South Olive Street Suite 2300 Los Angeles California 90015 U.S.A.
(72)**Name of Inventor :**
1)WANG Pin
2)WONG Michael KK
3)GRAY Andrew
4)JOO Kye II
5)LIU Yarong

(57) Abstract :
A liposome composition that is useful for treating a subject in need of cancer treatment includes a cross-linked multilamellar liposome having an exterior surface and an interior surface. The interior surface defines a central liposomal cavity. The multilamellar liposome includes at least a first lipid bilayer and a second lipid bilayer. The first lipid bilayer is covalently bonded to the second lipid bilayer. At least one anticancer compound is disposed within the multilamellar liposome. Methods for treating subjects are also provided.

No. of Pages : 132 No. of Claims : 47

(12) PATENT APPLICATION PUBLICATION
(19) INDIA
(22) Date of filing of Application :24/12/2015
(21) Application No.11777/DELNP/2015 A
(43) Publication Date : 20/05/2016

(54) Title of the invention : METHOD AND APPARATUS FOR MANAGING FLUID SUPPLY IN A PROCESS CONTROL SYSTEM

(51) International classification :G05D16/20,F17C13/04
(31) Priority Document No :61/830574
(32) Priority Date :03/06/2013
(33) Name of priority country :U.S.A.
(86) International Application No :PCT/US2014/040606
Filing Date :03/06/2014
(87) International Publication No :WO 2014/197424
(61) Patent of Addition to Application Number :NA
Filing Date :NA
(62) Divisional to Application Number :NA
Filing Date :NA

(71)**Name of Applicant :**
1)TESCOM CORPORATION
Address of Applicant :12616 Industrial Blvd. Elk River MN 55330 U.S.A.
(72)**Name of Inventor :**
1)MUIR Gordon Cameron

(57) Abstract :
A method of managing fluid supply in a process control system is provided. The method includes identifying, via a controller of a pilot device, a predetermined minimum source pressure, the predetermined minimum source pressure being the minimum pressure required at a fluid supply source to permit a simultaneous operation of all of a plurality of process lines. The method also includes determining, via the controller, whether a pressure of the fluid supply source is less than the predetermined minimum source pressure. The method further includes determining, via the controller, that the fluid supply source is to be changed when the pressure of the fluid supply source is less than the predetermined minimum source pressure.

No. of Pages : 40 No. of Claims : 57

(12) PATENT APPLICATION PUBLICATION
(19) INDIA
(22) Date of filing of Application :12/12/2014
(21) Application No.10601/DELNP/2014 A
(43) Publication Date : 20/05/2016

(54) Title of the invention : DIRECTION MEASUREMENT METHOD AND DEVICE AND TERMINAL

(51) International classification :G06F9/44
(31) Priority Document No :201410227627.0
(32) Priority Date :27/05/2014
(33) Name of priority country :China
(86) International Application No :PCT/CN2014/089324
Filing Date :23/10/2014
(87) International Publication No :WO 2015/180392
(61) Patent of Addition to Application Number :NA
Filing Date :NA
(62) Divisional to Application Number :NA
Filing Date :NA

(71)**Name of Applicant :**
1)XIAOMI INC.
Address of Applicant :Floor 13 Rainbow City Shopping Mall of China Resources No. 68 Qinghe Middle Street Haidian District Beijing 100085 China
(72)**Name of Inventor :**
1)ZHU Yin
2)HAN Wei
3)HU Xiaowei

(57) Abstract :
The present disclosure relates to the technical field of computers. Disclosed are a direction measurement method and device and a terminal. The method comprises: when a compass APP runs on a terminal starting a camera and acquiring a real scene through the camera; determining a direct facing direction of the camera according to the compass APP; and displaying the direct facing direction in the real scene. The device comprises a real scene display module a direction measurement module and a direction display module. By means of the present disclosure the problem that the terminal cannot provide the direction in the real scene for a user can be solved and the effect of expanding the direction measurement function of the terminal is achieved.

No. of Pages : 20 No. of Claims : 13

(12) PATENT APPLICATION PUBLICATION
(19) INDIA
(22) Date of filing of Application :12/12/2014
(21) Application No.10602/DELNP/2014 A
(43) Publication Date : 20/05/2016

(54) Title of the invention : ANGLE MEASUREMENT METHOD AND DEVICE AND TERMINAL

(51) International classification :G01C9/00
(31) Priority Document No :201410225638.5
(32) Priority Date :26/05/2014
(33) Name of priority country :China
(86) International Application No :PCT/CN2014/089270
Filing Date :23/10/2014
(87) International Publication No :WO 2015/180389
(61) Patent of Addition to Application Number :NA
Filing Date :NA
(62) Divisional to Application Number :NA
Filing Date :NA

(71)**Name of Applicant :**
1)XIAOMI INC.
Address of Applicant :Floor 13 Rainbow City Shopping Mall of China Resources No. 68 Qinghe Middle Street Haidian District Beijing 100085 China
(72)**Name of Inventor :**
1)HU Xiaowei
2)HAN Wei
3)ZHU Yin

(57) Abstract :
An angle measurement method is characterized by comprising: displaying on a display interface of a terminal a horizontal base line a measurement line and an object currently shot by a camera wherein a plane defined by the measurement line and the horizontal base line is parallel to the display interface and the measurement line is static relative to the display interface (101); calculating an angle between the measurement line and the horizontal base line when rotating the terminal to enable the edge of the object to be parallel with the measurement line (102); and determining the angle obtained when the edge and the measurement line are in parallel as the angle between the object and the horizontal plane (103). Also provided are an angle measurement device and a terminal.

No. of Pages : 21 No. of Claims : 11

(12) PATENT APPLICATION PUBLICATION
(19) INDIA
(22) Date of filing of Application :28/12/2015
(21) Application No.11793/DELNP/2015 A
(43) Publication Date : 20/05/2016

(54) Title of the invention : METHOD FOR SYNCHRONIZING A LIGHT GRID

(51) International classification :G01V8/20
(31) Priority Document No :10 2013 106 785.9
(32) Priority Date :28/06/2013
(33) Name of priority country :Germany
(86) International Application No :PCT/EP2014/063037
Filing Date :20/06/2014
(87) International Publication No :WO 2014/206886
(61) Patent of Addition to Application Number :NA
Filing Date :NA
(62) Divisional to Application Number :NA
Filing Date :NA

(71)**Name of Applicant :**
1)PILZ AUSLANDSBETEILIGUNGEN GMBH
Address of Applicant :Felix Wankel Str. 2 73760 Ostfildern Germany
(72)**Name of Inventor :**
1)TELLKAMP Friedjof
2)MAFFIOLI Massimo
3)WERNER Christoph
4)BRAUN Gerhard

(57) Abstract :
The invention relates to a light grid (10) which comprises a transmitting unit (20) having a plurality of transmitters (22), a receiving unit (24) having a plurality of receivers (26), a transmitter control unit (44), which activates the transmitters (22) in succession in a cycle (T), and a receiver control unit (32) for evaluating the receivers (26). Each receiver (26) is associated with a transmitter, and an activated transmitter (22) transmits a transmission beam (28) to the receiver (26). At least two transmission beams (28) in the cycle T are synchronization transmission beams (29), which are emitted at a time offset (D) from each other. The receiver control unit measures the time offset (D), wherein the synchronization transmission beams (29) are uniquely associated with the totality of the transmission beams (28) in the cycle (T) on the basis of the time offset (D).

No. of Pages : 27 No. of Claims : 9

(12) PATENT APPLICATION PUBLICATION
(19) INDIA
(22) Date of filing of Application :24/12/2015
(21) Application No.11794/DELNP/2015 A
(43) Publication Date : 20/05/2016

(54) Title of the invention : COMPACT MANUAL TRANSAXLE WITH TWO SPEED DIFFERENTIAL

(51) International classification :F16H37/04,F16H48/08,F16H3/54
(31) Priority Document No :61/839160
(32) Priority Date :25/06/2013
(33) Name of priority country :U.S.A.
(86) International Application No :PCT/US2014/044053
Filing Date :25/06/2014
(87) International Publication No :WO 2014/210128
(61) Patent of Addition to Application Number :NA
Filing Date :NA
(62) Divisional to Application Number :NA
Filing Date :NA

(71)**Name of Applicant :**
1)EATON CORPORATION
Address of Applicant :1000 Eaton Boulevard Cleveland Ohio 44122 U.S.A.
(72)**Name of Inventor :**
1)FRATTA Celso L.
2)CAMARGO Jose Luiz Ferraz de
3)PRESTON David M.
4)MULLER Sergio
5)ROQUE Durval R.
6)RODRIGUES Pedro A.
7)FONTANA Carlos Alberto
8)BENJEY Robert P.
9)MORAES JUNIOR Almiro
10)WINK Carlos H.
11)GENISE Thomas Alan
12)MCMILLAN Patrick John

(57) Abstract :
A manual transaxle having a two-speed differential according to one example of the present disclosure includes a differential assembly, a final drive planetary gear system and a coupling mechanism. The differential assembly can have a differential housing. The final drive planetary gear system can have a final drive gear, a planetary ring gear and a sun gear. The final drive planetary gear system can be configured to selectively operate in (i) a first mode wherein the final drive planetary gear system is free to rotate relative to the differential housing and (ii) a second mode wherein the final drive planetary gear system is fixed relative to the differential housing. The coupling mechanism can be configured to shift the manual transaxle out of sequence while concurrently moving the final drive planetary gear system between the first and second modes.

No. of Pages : 37 No. of Claims : 20

(12) PATENT APPLICATION PUBLICATION
(21) Application No.11795/DELNP/2015 A
(19) INDIA
(22) Date of filing of Application :28/12/2015
(43) Publication Date : 20/05/2016

(54) Title of the invention : MULTIPLE DECK CARGO CONTAINER

(51) International classification :B64F1/32,B60P1/02
(31) Priority Document No :1311763.5
(32) Priority Date :01/07/2013
(33) Name of priority country :U.K.
(86) International Application No :PCT/GB2014/051967
Filing Date :27/06/2014
(87) International Publication No :WO 2015/001318
(61) Patent of Addition to Application Number :NA
Filing Date :NA
(62) Divisional to Application Number :NA
Filing Date :NA

(71)**Name of Applicant :**
1)DEUTSCHE POST AG
Address of Applicant :Charles de Gaulle Strasse 20 53113 Bonnn Germany
(72)**Name of Inventor :**
1)BRYCE Martin
2)RICHARDSON Paul
3)ROBERTSON Kyle
4)DEFANIS Mark

(57) Abstract :
The invention provides a multiple decked cargo container suitable for use inter alia in aircraft catering operations. The container comprises a floating deck and vertically moveable roof to allow for an increased load carrying capacity via two vertically stacked storage areas whilst meeting height restrictions and providing sufficient headroom for ground crew to access the interior of the container.

No. of Pages : 25 No. of Claims : 12

(12) PATENT APPLICATION PUBLICATION
(19) INDIA
(22) Date of filing of Application :28/12/2015
(21) Application No.11796/DELNP/2015 A
(43) Publication Date : 20/05/2016

(54) Title of the invention : DEVICE FOR PUNCTURING HEPARIN CAP AND VASCULAR ACCESS SYSTEM

(51) International classification :A61M39/00,A61M5/00
(31) Priority Document No :NA
(32) Priority Date :NA
(33) Name of priority country :NA
(86) International Application No :PCT/CN2013/082549
Filing Date :29/08/2013
(87) International Publication No :WO 2015/027427
(61) Patent of Addition to Application Number :NA
Filing Date :NA
(62) Divisional to Application Number :NA
Filing Date :NA

(71)**Name of Applicant :**
1)IMPROVE MEDICAL INSTRUMENTS (HUNAN) CO. LTD.
Address of Applicant :No.6 Yizhang Avenue E. Economic Development Zone Yizhang Hunan 424200 China
(72)**Name of Inventor :**
1)HU Chengping
2)LEI Ming

(57) Abstract :
A device for puncturing a heparin cap and a vascular access system. The device for puncturing the heparin cap comprises a connecting device (515 , 621 , 720, 820, 920) adapted for being fluid communicably coupled with a medicine liquid supply device , a guide device (511 , 611 , 710 , 810 , 910) suitable for accommodating at least a part of the heparin cap ,and a puncturing device (520 , 631 , 730 ,830, 930) used for puncturing the heparin cap and configured to be in fluid communication with the connecting device and at least partially located in a predetermined location in the guide device. The predetermined location is configured to make the puncturing device insert the sealing rubber of the heparin cap in the appropriate location and in the appropriate relative angle to the heparin cap and eventually penetrate the sealing rubber in the process of at least a part of the heparin cap being put into the guide device. The device can allow medical staff to complete the puncture to the heparin cap safely, easily , quickly and effectively , greatly reduce or eliminate the waste of medicine liquid in the subsequent transfusion process, and help medical staff more thoroughly rinse the residual medicine liquid inside the heparin cap.

No. of Pages : 22 No. of Claims : 10

(12) PATENT APPLICATION PUBLICATION
(19) INDIA
(22) Date of filing of Application :28/12/2015
(21) Application No.11797/DELNP/2015 A
(43) Publication Date : 20/05/2016

(54) Title of the invention : EXTENDED- RELEASE PHARMACEUTICAL COMPOSITIONS OF METOPROLOL

(51) International classification :A61K9/50,A61K31/00
(31) Priority Document No :2051/DEL/2013
(32) Priority Date :09/07/2013
(33) Name of priority country :India
(86) International Application No :PCT/IB2014/062981
Filing Date :09/07/2014
(87) International Publication No :WO 2015/004617
(61) Patent of Addition to Application Number :NA
Filing Date :NA
(62) Divisional to Application Number :NA
Filing Date :NA

(71)**Name of Applicant :**
1)SUN PHARMACEUTICAL INDUSTRIES LIMITED
Address of Applicant :Sun House Plot No. 201 B/1 Western Express Highway Goregaon (E) 400 063 Mumbai Maharashtra Maharashtra India
(72)**Name of Inventor :**
1)VATS Sandeep Kumar
2)MONDAL Balaram
3)RAMARAJU Kalaiselvan
4)SINGH Romi Barat
5)SINGLA Ajay Kumar

(57) Abstract :
The present invention relates to timed extended-release pharmaceutical compositions comprising metoprolol and an extended-release polymer. The pharmaceutical compositions of the present invention exhibit an in-vivo lag time of at least 2 hours and a Tmax of more than 8 hours. Further, said pharmaceutical compositions provide an in-vitro release of metoprolol over a period of at least 20 hours.

No. of Pages : 25 No. of Claims : 24

(12) PATENT APPLICATION PUBLICATION
(19) INDIA
(22) Date of filing of Application :28/12/2015
(21) Application No.11798/DELNP/2015 A
(43) Publication Date : 20/05/2016

(54) Title of the invention : SOLAR PANEL AND TIMEPIECE INCLUDING SOLAR PANEL

(51) International classification :H01L27/142,G04C10/02,H01L31/042
(31) Priority Document No :2013182755
(32) Priority Date :04/09/2013
(33) Name of priority country :Japan
(86) International Application No :PCT/JP2014/073598
Filing Date :02/09/2014
(87) International Publication No :WO 2015/034077
(61) Patent of Addition to Application Number :NA
Filing Date :NA
(62) Divisional to Application Number :NA
Filing Date :NA

(71)**Name of Applicant :**
1)CASIO COMPUTER CO. LTD.
Address of Applicant :6 2 Hon machi 1 chome Shibuya ku Tokyo 1518543 Japan
(72)**Name of Inventor :**
1)SAITO Yuta

(57) Abstract :
A solar panel (3) of the present invention, above which pointers (7) mounted on a pointer shaft inserted into a through hole (3a) provided at the center of the solar panel (3) move, includes a center cell (10) circularly formed around the through hole (3a) and a plurality of outer-circumferential cells (11-15) formed around the outer periphery of the center cell (10) in a manner to have substantially same light -receiving areas. The center cell (10) is formed to have a light-receiving area larger than the light-receiving area of each outer-circumferential cell (11-15), taking into consideration a light-shielding area where the pointers (7) overlap with the center cell (10). Therefore, even though the pointers (7) always overlap with the center cell (10) and part of the pointers (7) over laps with one of the plurality of outer-circumferential cells (11-15), the fluctuation of each light-receiving area of the center cell (10) and the plurality of outer-circumferential cells (11-15) due to this overlap can be minimized.

No. of Pages : 104 No. of Claims : 10

(12) PATENT APPLICATION PUBLICATION
(19) INDIA
(22) Date of filing of Application :14/02/2014
(21) Application No.1112/DELNP/2014 A
(43) Publication Date : 20/05/2016

(54) Title of the invention : USE OF CARDIOTROPHIN-1 FOR THE TREATMENT OF KIDNEY DISEASES

(51) International classification :A61K38/19,A61P39/02
(31) Priority Document No :P201100933
(32) Priority Date :10/08/2011
(33) Name of priority country :Spain
(86) International Application No :PCT/ES2012/070624
Filing Date :10/08/2012
(87) International Publication No :WO 2013/021093
(61) Patent of Addition to Application Number :NA
Filing Date :NA
(62) Divisional to Application Number :NA
Filing Date :NA

(71)**Name of Applicant :**
1)DIGNA BIOTECH S.L.
Address of Applicant :Avenida Po XII 22 Oficina 2 E 31008 Pamplona Spain
2)UNIVERSIDAD DE SALAMANCA
(72)**Name of Inventor :**
1)GARC • A CENADOR Bego±a
2)GARC • A CRIADO Javier
3)LPEZ HERN • NDEZ Francisco Javier
4)LPEZ NOVOA Jose Miguel
5)PEREZ DE OBANOS MARTELL Mara Pilar
6)RUIZ ECHEVERR • A Juan

(57) Abstract :
The present invention relates to the use of cardiotrophin 1 (CT 1) for the prevention and/or treatment of acute renal injury specially of acute kidney injury induced by nephrotoxic agents such as contrast agents antibiotics immunosuppressive agents or antineoplastic agents. The invention is also related to compositions comprising said nephrotoxic agents and cardiotrophin 1.

No. of Pages : 107 No. of Claims : 60

(12) PATENT APPLICATION PUBLICATION
(19) INDIA
(22) Date of filing of Application :24/12/2015
(21) Application No.11780/DELNP/2015 A
(43) Publication Date : 20/05/2016

(54) Title of the invention : ELECTRONIC DEVICE AND PROGRAM

(51) International classification :H04M1/00
(31) Priority Document No :2013112552
(32) Priority Date :29/05/2013
(33) Name of priority country :Japan
(86) International Application No :PCT/JP2014/063480
Filing Date :21/05/2014
(87) International Publication No :WO 2014/192617
(61) Patent of Addition to Application Number :NA
Filing Date :NA
(62) Divisional to Application Number :NA
Filing Date :NA

(71)**Name of Applicant :**
1)NIKON CORPORATION
Address of Applicant :12 1 Yurakucho 1 chome Chiyoda ku Tokyo 1008331 Japan
(72)**Name of Inventor :**
1)NAMIKAWA Aiko
2)SATO Takuya
3)MOCHIMIZO Noriaki
4)MIYAZAKI Wataru
5)SEKIGUCHI Masakazu
6)SEKIGUCHI Naoki

(57) Abstract :
Provided is an electronic device which exhibits excellent us ability, and which is provided with: a communication unit (21) which, i n accordance with the use of an external device (10), perform sintra-body communication or close-proximity communication with the external device; and a controller (26) which, during communication with the external device, displays information related t o the external device on a first display (23).

No. of Pages : 41 No. of Claims : 22

(12) PATENT APPLICATION PUBLICATION
(21) Application No.11781/DELNP/2015 A
(19) INDIA
(22) Date of filing of Application :24/12/2015
(43) Publication Date : 20/05/2016

(54) Title of the invention : NALMEFENE SALTS AS MEDICAMENTS FOR REDUCING ALCOHOL CONSUMPTION OR FOR PREVENTING EXCESSIVE ALCOHOL CONSUMPTION

(51) International classification	:C07D489/08,A61K31/485,A61P25/30
(31) Priority Document No	:PA 2013 00421
(32) Priority Date	:11/07/2013
(33) Name of priority country	:Denmark
(86) International Application No	:PCT/EP2014/064819
Filing Date	:10/07/2014
(87) International Publication No	:WO 2015/004240
(61) Patent of Addition to Application Number	:NA
Filing Date	:NA
(62) Divisional to Application Number	:NA
Filing Date	:NA

(71)**Name of Applicant :**
1)H. LUNDBECK A/S
Address of Applicant :Ottiliavej 9 DK 2500 Valby Denmark
(72)**Name of Inventor :**
1)DE DIEGO Heidi Lopez

(57) Abstract :
The present invention relates to new nalmefene salts which salts fall within at least one of the two following categories: non-hydrate forming salts and non-solvate forming salts. In particular, the invention relates to the hydrogen adipate salt, the hydrogen malonate salt, the lactate salt, the hydrogen fumarate salt, the hydrogen succinate salt, the benzene sulfonate salt, the hydrogen maleate salt and the salicylate salt of nalmefene. The present invention also relates to such salts for use in therapy.

No. of Pages : 45 No. of Claims : 15

(12) PATENT APPLICATION PUBLICATION
(21) Application No.11782/DELNP/2015 A
(19) INDIA
(22) Date of filing of Application :24/12/2015
(43) Publication Date : 20/05/2016

(54) Title of the invention : PRE CONFIGURE AND PRE -LAUNCH COMPUTE RESOURCES

(51) International classification :G06F15/173
(31) Priority Document No :13/914225
(32) Priority Date :10/06/2013
(33) Name of priority country :U.S.A.
(86) International Application No :PCT/US2014/041794
Filing Date :10/06/2014
(87) International Publication No :WO 2014/201053
(61) Patent of Addition to Application Number :NA
Filing Date :NA
(62) Divisional to Application Number :NA
Filing Date :NA

(71)**Name of Applicant :**
1)AMAZON TECHNOLOGIES INC.
Address of Applicant :P.O.Box 81226 Seattle Washington 98108 1226 U.S.A.
(72)**Name of Inventor :**
1)DE KADT Christopher Richard Jacques
2)RADHAKRISHNAN Arjun
3)VAN DER MERWE Jacobus Johannes Nicolaas
4)GREENFIELD James Alfred Gordon

(57) Abstract :
Systems, methods and computer-readable media are described for pre-warming compute instances in datacenters. A service provider associated with the datacenters may expect a demand for the compute instances and pre-configure computing re sources within the datacenters to pre-launch the compute instances. As such, when a user requests a compute instance, the service provider may satisfy the request by allocating a pre-warmed compute instance to the user.

No. of Pages : 48 No. of Claims : 15

(12) PATENT APPLICATION PUBLICATION
(19) INDIA
(22) Date of filing of Application :24/12/2015
(21) Application No.11783/DELNP/2015 A
(43) Publication Date : 20/05/2016

(54) Title of the invention : ULTRA PURE AGONISTS OF GUANYLATE CYCLASE C METHOD OF MAKING AND USING SAME

(51) International classification :C07K7/08,C07K1/00
(31) Priority Document No :61/831402
(32) Priority Date :05/06/2013
(33) Name of priority country :U.S.A.
(86) International Application No :PCT/US2014/041143
Filing Date :05/06/2014
(87) International Publication No :WO 2014/197720
(61) Patent of Addition to Application Number :NA
Filing Date :NA
(62) Divisional to Application Number :NA
Filing Date :NA

(71)**Name of Applicant :**
1)SYNERGY PHARMACEUTICALS INC.
Address of Applicant :420 Lexington Avenue New York New York 10170 U.S.A.
(72)**Name of Inventor :**
1)SHAILUBHAI Kunwar
2)COMISKEY Stephen
3)FENG Rong
4)BAI Juncai
5)ZHANG Ruoping
6)JIA Jun
7)ZHOU Junfeng
8)ZHAO Qiao
9)ZHANG Guoqing

(57) Abstract :
The invention provides processes of purifying a peptide including a GCC agonist sequence selected from the group consisting of SEQ ID NOs: 1-25 1 described herein. The processes include a solvent exchange step before a freeze-drying (lyophilization) step.

No. of Pages : 222 No. of Claims : 28

(12) PATENT APPLICATION PUBLICATION
(21) Application No.11784/DELNP/2015 A
(19) INDIA
(22) Date of filing of Application :24/12/2015
(43) Publication Date : 20/05/2016

(54) Title of the invention : DISTRIBUTED LOCK MANAGEMENT IN A CLOUD COMPUTING ENVIRONMENT

(51) International classification :G06F7/00
(31) Priority Document No :13/914104
(32) Priority Date :10/06/2013
(33) Name of priority country :U.S.A.
(86) International Application No :PCT/US2014/041724
Filing Date :10/06/2014
(87) International Publication No :WO 2014/201012
(61) Patent of Addition to Application Number :NA
Filing Date :NA
(62) Divisional to Application Number :NA
Filing Date :NA

(71)**Name of Applicant :**
1)AMAZON TECHNOLOGIES INC.
Address of Applicant :P.O. Box 8102 Reno Nevada 89507 U.S.A.
(72)**Name of Inventor :**
1)JENKINS George Oliver

(57) Abstract :
A distributed lock manager (DLM) may be implemented in a distributed computing system that provides virtualized computing resources and/or virtual computing services to clients. Locks may be created and managed by the DLM in response to re quests from clients to do so. The components of the DLM may communicate with each other over a network other than one over which client application components communicate with each other or access the shared resources protected by the locks. For example, DLM components may communicate over a control plane network of a cloud computing environment and application components may communicate over a data plane network of the cloud computing environment. The DLM may expose an API to clients, allowing them to make local calls to a DLM component on the same node to perform various lock management operations. The meanings of the lock values may be established by their use in client applications.

No. of Pages : 48 No. of Claims : 15

(12) PATENT APPLICATION PUBLICATION
(19) INDIA
(22) Date of filing of Application :29/12/2015
(21) Application No.11842/DELNP/2015 A
(43) Publication Date : 20/05/2016

(54) Title of the invention : APPARATUS AND ITS ARRANGEMENT WITH DUCT TO DETERMINE FLOWABLE MEDIUM PARAMETERS

(51) International classification	:G01K13/02,G01D21/02,G01N33/02
(31) Priority Document No	:13/914791
(32) Priority Date	:11/06/2013
(33) Name of priority country	:U.S.A.
(86) International Application No	:PCT/US2014/041007
Filing Date	:05/06/2014
(87) International Publication No	:WO 2014/200789
(61) Patent of Addition to Application Number	:NA
Filing Date	:NA
(62) Divisional to Application Number	:NA
Filing Date	:NA

(71)**Name of Applicant :**
1)ALSTOM TECHNOLOGY LTD
Address of Applicant :Brown Boveri Strasse 7 CH 5400 Baden Switzerland
(72)**Name of Inventor :**
1)FERRY Allan Gunn

(57) Abstract :
An apparatus is mountable to a duct having a cross-section, for determining parameters of a flowable medium flowing through the duct. The apparatus includes a mounting attachment having a conduit member, and at least one combination of multiple sensing members configured to the conduit member. The conduit member may be disposed entirely within the duct such that the multiple sensing members are located within the duct establishing direct contact with the flowable medium. The multiple sensing members include oxygen and temperature sensing elements respectively, to determine parameter such as oxygen level in the flowable medium, and temperature of the flowable medium. Several such apparatus may be mounted in the duct across the cross-section to define a grid to determine said parameter at various locations across the cross-section.

No. of Pages : 27 No. of Claims : 20

(12) PATENT APPLICATION PUBLICATION
(19) INDIA
(22) Date of filing of Application :28/12/2015
(21) Application No.11843/DELNP/2015 A
(43) Publication Date : 20/05/2016

(54) Title of the invention : CATALYSTS AND METHODS FOR ALCOHOL DEHYDRATION

(51) International classification :B01J27/125,B01J38/44,B01J38/42
(31) Priority Document No :61/836377
(32) Priority Date :18/06/2013
(33) Name of priority country :U.S.A.
(86) International Application No :PCT/US2014/041455
Filing Date :09/06/2014
(87) International Publication No :WO 2014/204684
(61) Patent of Addition to Application Number :NA
Filing Date :NA
(62) Divisional to Application Number :NA
Filing Date :NA

(71)**Name of Applicant :**
1)DOW GLOBAL TECHNOLOGIES LLC
Address of Applicant :2040 Dow Center Midland MI 48674 U.S.A.
(72)**Name of Inventor :**
1)ELOWE Paul R.
2)BARTON David G.
3)CHOJECKI Adam
4)KILOS Beata A.
5)JEWELL Dennis W.
6)CIESZLAK Adam S.
7)HOOK Bruce D.

(57) Abstract :
Provided is a method for preparing a diaryl ether compound through the dehydration of an aromatic alcohol com pound in the presence of a halogenated rare earth element oxide catalyst, wherein the used dehydration catalyst may be regenerated by a halogenation step. The rare earth element oxide is an oxide of a light rare earth element, an oxide of a medium rare earth element, an oxide of a heavy rare earth element, an oxide of yttrium, or a mixtures of two or more thereof.

No. of Pages : 30 No. of Claims : 15

(12) PATENT APPLICATION PUBLICATION
(21) Application No.11844/DELNP/2015 A
(19) INDIA
(22) Date of filing of Application :28/12/2015
(43) Publication Date : 20/05/2016

(54) Title of the invention : METHOD FOR MAKING ANION EXCHANGE AND CHELANT RESINS INCLUDING ALIPHATIC AMINO FUNCTIONAL GROUPS

(51) International classification :C08F8/30,C08F8/04,C08F212/36
(31) Priority Document No :61/836769
(32) Priority Date :19/06/2013
(33) Name of priority country :U.S.A.
(86) International Application No :PCT/US2014/041458
Filing Date :09/06/2014
(87) International Publication No :WO 2014/204686
(61) Patent of Addition to Application Number :NA
Filing Date :NA
(62) Divisional to Application Number :NA
Filing Date :NA

(71)**Name of Applicant :**
1)DOW GLOBAL TECHNOLOGIES LLC
Address of Applicant :2040 Dow Center Midland MI 48674 U.S.A.
2)ROHM AND HAAS COMPANY
(72)**Name of Inventor :**
1)GREEN George D.
2)ROHANNA John C.
3)SCHULTZ Alfred K.

(57) Abstract :
A method for making an anion exchange or chelant resin comprising a vinyl aromatic polymer including a repeating unit comprising an aromatic ring substituted with an aliphatic amino group, wherein the method comprises the step of reacting a vinyl aromatic polymer with a nitro compound comprising from 1 to 12 carbon atoms with the proviso that the a carbon includes at least one hydrogen.

No. of Pages : 9 No. of Claims : 7

(12) PATENT APPLICATION PUBLICATION
(19) INDIA
(22) Date of filing of Application :29/12/2015
(21) Application No.11845/DELNP/2015 A
(43) Publication Date : 20/05/2016

(54) Title of the invention : REPEATED ADMINISTRATION OF NON IMMUNOSUPRESSIVE ANTIGEN SPECIFIC IMMUNOTHERAPEUTICS

(51) International classification :A61K31/436,A61K39/395,A61K48/00
(31) Priority Document No :61/831128
(32) Priority Date :04/06/2013
(33) Name of priority country :U.S.A.
(86) International Application No :PCT/US2014/040938
Filing Date :04/06/2014
(87) International Publication No :WO 2014/197616
(61) Patent of Addition to Application Number :NA
Filing Date :NA
(62) Divisional to Application Number :NA
Filing Date :NA

(71)**Name of Applicant :**
1)SELECTA BIOSCIENCES INC.
Address of Applicant :480 Arsenal Street Building One Watertown MA 02472 U.S.A.
(72)**Name of Inventor :**
1)MALDONADO Roberto A.
2)KISHIMOTO Takashi Kei

(57) Abstract :
This invention relates to repeated administration of antigen specific immunotherapeutics using protocols or elements thereof that do not induce immunosuppression. In some embodiments the protocol has been previously shown not induce immunosuppression in a subject.

No. of Pages : 95 No. of Claims : 80

(12) PATENT APPLICATION PUBLICATION
(21) Application No.11846/DELNP/2015 A
(19) INDIA
(22) Date of filing of Application :29/12/2015
(43) Publication Date : 20/05/2016

(54) Title of the invention : METHODS , APPARATUSES , AND COMPUTER PROGRAM PRODUCTS FOR PROVIDING DYNAMIC UPLINK DOWNLINK RECONFIGURATION INFORMATION TO USER EQUIPMENTS

(51) International classification :H04W72/04
(31) Priority Document No :61/836898
(32) Priority Date :19/06/2013
(33) Name of priority country :U.S.A.
(86) International Application No :PCT/EP2014/062628
Filing Date :17/06/2014
(87) International Publication No :WO 2014/202556
(61) Patent of Addition to Application Number :NA
Filing Date :NA
(62) Divisional to Application Number :NA
Filing Date :NA

(71)**Name of Applicant :**
1)NOKIA SOLUTIONS AND NETWORKS OY
Address of Applicant :Karaportti 3 FI 02610 Espoo Finland
(72)**Name of Inventor :**
1)LUNTTILA Timo Erkki
2)TIIROLA Esa Tapani
3)HOOLI Kari Juhani

(57) Abstract :
A method provides information to a UE specifying a UL-DL configuration to be applied to the UE. The information is indicative of: (a) a signaling time at which a UL-DL configuration signaling for a new UL-DL configuration is to take place, and (b) an application time at which the new UL-DL configuration is to be applied. This method complements UL-DL configuration signaling by providing more reliable reception of UL-DL configuration information. This indication is performed with smaller signaling overhead compared to conventional schemes and with reasonable complexity on both the UE side and an eNB side.

No. of Pages : 32 No. of Claims : 42

(12) PATENT APPLICATION PUBLICATION
(21) Application No.11847/DELNP/2015 A
(19) INDIA
(22) Date of filing of Application :29/12/2015
(43) Publication Date : 20/05/2016

(54) Title of the invention : POLYPEPTIDES WITH PERMEASE ACTIVITY

(51) International classification :C07K14/395
(31) Priority Document No :13170644.2
(32) Priority Date :05/06/2013
(33) Name of priority country :EPO
(86) International Application No :PCT/EP2014/061632
Filing Date :04/06/2014
(87) International Publication No :WO 2014/195376
(61) Patent of Addition to Application Number :NA
Filing Date :NA
(62) Divisional to Application Number :NA
Filing Date :NA

(71)**Name of Applicant :**
1)DSM IP ASSETS B.V.
Address of Applicant :Het Overloon 1 NL 6411 TE Heerlen Netherlands
(72)**Name of Inventor :**
1)KLAASSEN Paul
2)DE WAAL Paulus Petrus
3)DE JONG Ren Marcel
4)DRIESSEN Arnold Jacob Mattieu
5)NIJLAND Jeroen Gerben
6)SHIN Hyun Yong

(57) Abstract :
The invention relates to a polypeptide having one or more substitution at a position corresponding to position 339 or 376 of SEQ ID NO: 59, wherein the polypeptide is a member of the Major Facilitator Superfamily (MFS). In an embodiment, the substitution is at position corresponding to 376 and wherein the amino acid at that position is replaced by an amino acid that has a van der Waals volume of 80 to 138 A3 and a side chain hydrophobicity of 10 to 100 AtR.

No. of Pages : 344 No. of Claims : 30

(12) PATENT APPLICATION PUBLICATION
(19) INDIA
(22) Date of filing of Application :15/02/2014
(21) Application No.1139/DELNP/2014 A
(43) Publication Date : 20/05/2016

(54) Title of the invention : COMPOSITIONS AND METHODS FOR PREVENTION OF ESCAPE MUTATION IN THE TREATMENT OF HER2/NEU OVER EXPRESSING TUMORS

(51) International classification :A61K39/00,A61K35/74,A61P35/00
(31) Priority Document No :13/210696
(32) Priority Date :16/08/2011
(33) Name of priority country :U.S.A.
(86) International Application No :PCT/US2012/051187
Filing Date :16/08/2012
(87) International Publication No :WO 2013/025925
(61) Patent of Addition to Application Number :NA
Filing Date :NA
(62) Divisional to Application Number :NA
Filing Date :NA

(71)**Name of Applicant :**
1)ADVAXIS
Address of Applicant :The Technology Center of New Jersey 675 U.S. Route 1 Suite 117 North Brunswick NJ 08902 U.S.A.
(72)**Name of Inventor :**
1)SHAHABI Vafa

(57) Abstract :
This invention provides compositions and methods for treating and vaccinating and inducing an immune response against a Her2/neu antigen expressing tumor in a non human animal. An exemplary method of treating a Her 2/neu expressing tumor growth or cancer in a non human animal the method comprising the step of administering a recombinant Listeria comprising nucleic acid molecule encoding a fusion polypeptide wherein said fusion polypeptide comprises a Her2/neu chimeric antigen fused to an additional adjuvant polypeptide is provided.

No. of Pages : 132 No. of Claims : 82

(12) PATENT APPLICATION PUBLICATION
(19) INDIA
(22) Date of filing of Application :28/12/2015
(21) Application No.11830/DELNP/2015 A
(43) Publication Date : 20/05/2016

(54) Title of the invention : INTERACTIVE SAND -GLASS AND INTERACTION DEVICE FOR CHESS

(51) International classification :G04F1/06
(31) Priority Document No :NA
(32) Priority Date :NA
(33) Name of priority country :NA
(86) International Application No :PCT/CL2013/000043
Filing Date :17/07/2013
(87) International Publication No :WO 2015/006881
(61) Patent of Addition to Application Number :NA
Filing Date :NA
(62) Divisional to Application Number :NA
Filing Date :NA

(71)**Name of Applicant :**
1)DE LA PIEDRA Gustavo
Address of Applicant :Lago General Carrera 4777 Puente Alto 8170141 Santiago Chile
(72)**Name of Inventor :**
1)DE LA PIEDRA Gustavo

(57) Abstract :
The invention relates to an interactive sand-glass which can be reset or paused. It allows the user to select the period to be timed and indicates how much time has gone by and how much is le±. Said interactive sand-glass, together with a second interactive sand-glass and an interaction device, can be used as a chess clock.

No. of Pages : 28 No. of Claims : 12

(12) PATENT APPLICATION PUBLICATION
(21) Application No.11831/DELNP/2015 A
(19) INDIA
(22) Date of filing of Application :28/12/2015
(43) Publication Date : 20/05/2016

(54) Title of the invention : ELECTRONIC- OPERATED SAFETY SWITCH

(51) International classification :H01H27/00,H03K17/945
(31) Priority Document No :VI2013A000290
(32) Priority Date :06/12/2013
(33) Name of priority country :Italy
(86) International Application No :PCT/IB2014/066708
Filing Date :08/12/2014
(87) International Publication No :WO 2015/083143
(61) Patent of Addition to Application Number :NA
Filing Date :NA
(62) Divisional to Application Number :NA
Filing Date :NA

(71)**Name of Applicant :**
1)PIZZATO ELETTRICA S.R.L.
Address of Applicant :Via Torino 1 I 36063 Marostica (VI) Italy
(72)**Name of Inventor :**
1)PIZZATO Marco

(57) Abstract :
An electronic -operated safety switch comprises a switching device (2) adapted to be anchored to a fixed part of the protection and having a case (4) defining a longitudinal axis (X) and housing there inside switching means (5) adapted to be operatively connected to one or more control and/or service circuits of the plant, an operating device (3) adapted to be anchored to a movable part of the protection for engaging the switching means (5) upon the closing of the movable part. The switching device (2) comprises a head (8) housing there inside a locking mechanism (36) of the operating device (3) in the closing position, the head further having a first portion (8) provided with a centering hole (9) accessible by the locking mechanism (36) and a second portion (8) having sensor means (10) operatively coupled with the switching means (5) for modifying their operative condition in function of an inlet signal. The operating device (3) is adapted to send a proximity signal to be received by the sensor means (10) for controlling the switching means (5) and is also provided with a centering member (11) adapted to be introduced into the centering hole (9) for positioning the operating device (3) in correspondence of the head (8). The switching means (5) are of the electronic or electro mechanical type and comprise an actuator (39) operatively coupled with the locking mechanism (36) to operate on the same exclusively upon the receiving of the inlet signal. At least one between the first portion (8) and the second portion (8) of the head (8) is rotatably mounted on the case (4) for rotating about a same central axis (R) of said head (8) and modifying the orientation respectively of the centering hole (9) and/or of the sensor means (10) with respect of the case (4).

No. of Pages : 26 No. of Claims : 12

(12) PATENT APPLICATION PUBLICATION
(21) Application No.11832/DELNP/2015 A
(19) INDIA
(22) Date of filing of Application :28/12/2015
(43) Publication Date : 20/05/2016

(54) Title of the invention : BEARING ASSEMBLY AND BOBBINER HAVING SAME

(51) International classification :D01H7/26
(31) Priority Document No :201310389468.X
(32) Priority Date :30/08/2013
(33) Name of priority country :China
(86) International Application No :PCT/CN2014/084525
Filing Date :15/08/2014
(87) International Publication No :WO 2015/027832
(61) Patent of Addition to Application Number :NA
Filing Date :NA
(62) Divisional to Application Number :NA
Filing Date :NA

(71)**Name of Applicant :**
1)SCHAEFFLER TECHNOLOGIES AG & CO. KG
Address of Applicant :Industriestrasse 1 3 91074 Herzogenaurach Germany
(72)**Name of Inventor :**
1)CHENG Kai
2)ZHANG Junjun
3)CHEN Xinping

(57) Abstract :
Disclosed are a bearing assembly and a bobbiner having the same. The bearing assembly (100) comprises a first bearing (10), a second bearing (20) and a bearing seat (40) , wherein the bearing seat (40) is provided with a first installation space (41) and a second installation space (42) which house the first bearing (10) and the second bearing (20) respectively; the first bearing (10) is installed in the first installation space (41) and is integrated with bearing seat (40) in one piece; a sleeve (30) is arranged between the second bearing (20) and the first bearing (10); and the sleeve (30) is coaxially arranged with the first bearing (10) and the second bearing (20). The bearings , the sleeve and the bearing seat are combined together , and can be integrally assembled on an external component , thereby reducing the assembling difficulty and saving the assembling time and debugging time.

No. of Pages : 13 No. of Claims : 8

(12) PATENT APPLICATION PUBLICATION
(21) Application No.11848/DELNP/2015 A
(19) INDIA
(22) Date of filing of Application :29/12/2015
(43) Publication Date : 20/05/2016

(54) Title of the invention : SYSTEM AND METHOD FOR RETRIEVABLE STORAGE DETECTION AND REPRODUCTION OF INFORMATION FOR ADVERTISING AND INFORMATION MEDIA

(51) International classification :G06F17/30
(31) Priority Document No :10 2013 009 120.9
(32) Priority Date :29/05/2013
(33) Name of priority country :Germany
(86) International Application No :PCT/DE2014/000262
Filing Date :25/05/2014
(87) International Publication No :WO 2014/190961
(61) Patent of Addition to Application Number :NA
Filing Date :NA
(62) Divisional to Application Number :NA
Filing Date :NA

(71)**Name of Applicant :**
1)BEYER Wolfgang
Address of Applicant :Leonhard Frank Str. 55 04318 Leipzig Germany
2)MISSING J¼rgen
(72)**Name of Inventor :**
1)BEYER Wolfgang
2)MISSING J¼rgen

(57) Abstract :
The invention relates to a System and to a method for retrievable storage, detection and reproduction of information by formation and detection of data elements which are applied to or formed on the surface of information carriers of the advertising and/or information media. The System is intended to create the previously lacking possibility for optimisation of the advantages of digital communication technology in connection with the conventional printing and advertising technology. The advantages of conventional print media (for example newspaper, periodical, magazine, book) on the basis of the handling of said conventional print media, the visually pleasing design and the high-quality translations of multilingual editions should be combined with the advantages of digital communication technology. The problem addressed by the invention is that of creating a System and a method which serves for operating the System, which based on the detectable data elements of an information carrier, in particular the display elements on the printed surface of printed materials and the Visual display elements on Substrates having advertising information, enable retrievable storage and reproduction of information based on the information carrier, wherein the data exchange between print media, advertising media and digital communication technology is enabled over the entire rnge and wherein existing multilingual information carriers are included. The problem is solved in that the arrangements and designs of the display elements of the respective textual and/or pictorial overall displays associated with the information carriers form data linking codes to identical information of these overall displays in selectable other languages and/or to further databases relating to the overall displays, for production of the data link to the Information displays in other languages of he overall displays and/or to he further Information from the databases relating to the overall displays the display elements of a selected region of the textual and/or pictorial overall displays are detected by camera Systems and/or Scanners and thereafter the linking codes from the detected arrangements and designs of the display elements are decoded, and data links are produced by means of the decoded linking codes to the respectively assigned items of Information stored and/or to be transmitted and after the assignment by data link the displays of the textual and/or pictorial overall displays in other languages and/or the assigned further information relating to the overall displays are reproduced.

No. of Pages : 17 No. of Claims : 11

(12) PATENT APPLICATION PUBLICATION
(21) Application No.11849/DELNP/2015 A
(19) INDIA
(22) Date of filing of Application :29/12/2015
(43) Publication Date : 20/05/2016

(54) Title of the invention : CLUTCH MECHANISM FOR ENERGY STORAGE DEVICE AND GAS INSULATED CIRCUIT BREAKER THEREOF

(51) International classification	:H01H33/28,H01H3/30,F16D11/12
(31) Priority Document No	:201310533283.1
(32) Priority Date	:31/10/2013
(33) Name of priority country	:China
(86) International Application No	:PCT/EP2014/073322
Filing Date	:30/10/2014
(87) International Publication No	:WO 2015/063207
(61) Patent of Addition to Application Number	:NA
Filing Date	:NA
(62) Divisional to Application Number	:NA
Filing Date	:NA

(71)**Name of Applicant :**
1)SIEMENS AKTIENGESELLSCHAFT
Address of Applicant :Wittelsbacherplatz 2 80333 M¼nchen Germany
(72)**Name of Inventor :**
1)HUANG Guo Qiang
2)LUTZKE Gunnar

(57) Abstract :
The present invention relates to a clutch mechanism for an energy storage device, comprising a load gear (25), a drive gear (22), a one-way bearing (23), a bushing (28), and a gear shaft (24) comprising a gear portion (24 1) and a clutch portion (242). The gear shaft (24) comprises multiple cylinders (27), and a push rod (21), a rotary sleeve (3 1) and an elastic element (20) located in a cavity of the gear shaft (24). The push rod comprises a push rod slide hole (21 1) and a push rod connecting hole (212), for connecting to the gear shaft (24) and the rotary sleeve (31), respectively. A press block (26) is fixed to the drive gear (22), the press block (26) being capable of pushing the push rod (21) to slide axially, so as to unlock or lock the bushing (28) and the gear shaft. The present invention also relates to a gas insulated circuit breaker using such a clutch mechanism. The clutch mechanism and gas insulated circuit breaker thereof according to the present invention enable simple and reliable mechanical separation of a motive power device and an energy storage device once energy storage is complete at a relatively low cost.

No. of Pages : 24 No. of Claims : 8

(12) PATENT APPLICATION PUBLICATION
(21) Application No.11833/DELNP/2015 A
(19) INDIA
(22) Date of filing of Application :28/12/2015
(43) Publication Date : 20/05/2016

(54) Title of the invention : TERMINAL PROMPT MODE ADJUSTING METHOD AND TERMINAL

(51) International classification :H04M1/60
(31) Priority Document No :201310226077.6
(32) Priority Date :07/06/2013
(33) Name of priority country :China
(86) International Application No :PCT/CN2013/083422
Filing Date :12/09/2013
(87) International Publication No :WO 2014/194584
(61) Patent of Addition to Application Number :NA
Filing Date :NA
(62) Divisional to Application Number :NA
Filing Date :NA

(71)**Name of Applicant :**
1)ZTE CORPORATION
Address of Applicant :ZTE Plaza Keji Road South Hi Tech Industrial Park Nanshan Shenzhen Guangdong 518057 China
(72)**Name of Inventor :**
1)DONG Deliang
2)ZHOU Qiangguo
3)SUN Gengmao

(57) Abstract :
Provided in the present application are a terminal prompt mode adjusting method and a terminal. The signal intensity of a Bluetooth device is detected through the terminal, according to matching the detected signal intensity with a preset prompt mode of the terminal , the successfully -matched prompt mode is adjusted to be the current prompt mode of the terminal. The present application enables the prompt mode of the terminal to meet the current actual needs of users and accordingly user experience is improved. Also in the present application, a corresponding relationship is formed between the signal intensity levels and the various prompt modes and the prompt mode is specifically set to be a vibration mode or/and prompt tone modes of different volumes , thus creating more options for the dynamic adjustment of the terminal , bringing in a more concise matching process improving the matching rate of the terminal, and further , enhancing the operation experience of users.

No. of Pages : 21 No. of Claims : 12

(12) PATENT APPLICATION PUBLICATION
(19) INDIA
(22) Date of filing of Application :28/12/2015
(21) Application No.11834/DELNP/2015 A
(43) Publication Date : 20/05/2016

(54) Title of the invention : METHODS AND APPARATUS FOR PERFORMING LOCAL TRANSACTIONS

(51) International classification	:G06Q20/40,G06Q20/38,G06Q20/32
(31) Priority Document No	:1309880.1
(32) Priority Date	:03/06/2013
(33) Name of priority country	:U.K.
(86) International Application No	:PCT/EP2014/061497
Filing Date	:03/06/2014
(87) International Publication No	:WO 2014/195320
(61) Patent of Addition to Application Number	:NA
Filing Date	:NA
(62) Divisional to Application Number	:NA
Filing Date	:NA

(71)**Name of Applicant :**
1)MASTERCARD INTERNATIONAL INCORPORATED
Address of Applicant :2000 Purchase Street Purchase New York 10577 U.S.A.
(72)**Name of Inventor :**
1)SMETS Patrik
2)CATELAND Axel
3)ROBERTS Dave

(57) Abstract :
A method of performing a transaction using a first computing device (la) and a second computing device (lb) is described. A local data connection is established (3 1) between the first computing device and the second computing device. An amount to transfer is identified (32) at either the first computing device or the second computing device. A first account is identified (33) at the first computing device and a second account at the second computing device. One or more credentials are provided (34) at the first computing device to authorise the transaction, and encrypted and authenticated transaction data is sent to a payer account provider for value transfer between the first account provider and a second account provider. Confirmation of the completed transaction is then provided (35) to the first computing device and the second computing device. Suitable computer program products and computing devices are provided. This method is particularly effective for providing local person to person value transfers in real time.

No. of Pages : 26 No. of Claims : 24

(12) PATENT APPLICATION PUBLICATION
(21) Application No.11835/DELNP/2015 A
(19) INDIA
(22) Date of filing of Application :28/12/2015
(43) Publication Date : 20/05/2016

(54) Title of the invention : CONCRETE BLOCK STEEL REINFORCEMENT WALL PANEL HAVING A CHANNEL AND A SLOT ON FRONT FACE

(51) International classification :E04C1/00,E04C1/40
(31) Priority Document No :1303000648
(32) Priority Date :14/06/2013
(33) Name of priority country :Thailand
(86) International Application No :PCT/TH2013/000059
Filing Date :30/10/2013
(87) International Publication No :WO 2014/200444
(61) Patent of Addition to Application Number :NA
Filing Date :NA
(62) Divisional to Application Number :NA
Filing Date :NA

(71)**Name of Applicant :**
1)THOOPPHONTHAP Phiproei
Address of Applicant :63/110 Mooban Sammakorn Rachapruek Road Amphur Pakkred Nonthaburi Province 11120 Thailand
(72)**Name of Inventor :**
1)THOOPPHONTHAP Phiproei

(57) Abstract :
A concrete block steel reinforcement wall panel is provided, which comprises a rectangular hollow block. The block has an upper groove (14), a lower groove (15), both side end grooves (16), and has two pairs of male interlocking engagements (18) on upper jointing surface (17), and has female interlocking engagements (21) on lower jointing face (20). A concrete block steel reinforcement wall panel Type 10a having a channel (22) at the center of front face (23) and a concrete panel closer (26) apart from concrete block 10a (30) to close the channel (22) after erected the vertical and horizontal reinforcing steel already, then filled mortar or grout into the holes of concrete block in vertical direction. Type 10b (3 1) having a slot (29) at the center of front face (23), after installed the vertical and horizontal reinforcing steel already, filled a plaster to the hole of the slot after harden, then filled mortar or grout into the holes of concrete block in vertical direction.

No. of Pages : 14 No. of Claims : 12

(12) PATENT APPLICATION PUBLICATION
(19) INDIA
(22) Date of filing of Application :28/12/2015
(21) Application No.11836/DELNP/2015 A
(43) Publication Date : 20/05/2016

(54) Title of the invention : SYSTEM AND APPARATUS FOR FINANCIAL EDUCATION ENTREPRENEURSHIP EDUCATION AND LIFE MANAGEMENT

(51) International classification :G07F17/10,A45C1/12,G09B19/18
(31) Priority Document No :13/942142
(32) Priority Date :15/07/2013
(33) Name of priority country :U.S.A.
(86) International Application No :PCT/IB2014/001193
Filing Date :23/06/2014
(87) International Publication No :WO 2015/008121
(61) Patent of Addition to Application Number :NA
Filing Date :NA
(62) Divisional to Application Number :NA
Filing Date :NA

(71)**Name of Applicant :**
1)MOUMNEH Kamal
Address of Applicant :Dubai World Central Po. Box 390667 Dubai U.A.E.
(72)**Name of Inventor :**
1)MOUMNEH Kamal

(57) Abstract :
An apparatus for financial education (100), entrepreneurship education and life management. The apparatus can include a housing (102), at least one storage compartment (106) received within the housing (102) and including an interior cavity (110), a coin acceptor assembly (122) adapted to receive a coin determine the denomination of the coin, and deposit the coin into the storage compartment (106), electronic circuitry communicatively coupled to the coin acceptor assembly, a display device communicatively coupled to the electronic circuitry, at least one input device communicatively coupled to the electronic circuitry, wherein the electronic circuitry includes at least one nontransitory computer-readable medium (138) storing executable instructions and a processor adapted to execute the instructions, wherein the instructions are adapted to display a graphic interface on the display device (154), and to receive input from a user via the at least one input device (156), so as to allow the user to manage a user account, the user ac count including a monetary balance.

No. of Pages : 90 No. of Claims : 18

(12) PATENT APPLICATION PUBLICATION
(19) INDIA
(22) Date of filing of Application :29/12/2015
(21) Application No.11850/DELNP/2015 A
(43) Publication Date : 20/05/2016

(54) Title of the invention : NETWORK ARCHITECTURE ENABLING A MOBILE TERMINAL TO ROAM INTO A WIRELESS LOCAL AREA NETWORK

(51) International classification	:H04W48/20,H04W48/14,H04W84/12
(31) Priority Document No	:13305973.3
(32) Priority Date	:09/07/2013
(33) Name of priority country	:EPO
(86) International Application No	:PCT/EP2014/064709
Filing Date	:09/07/2014
(87) International Publication No	:WO 2015/004180
(61) Patent of Addition to Application Number	:NA
Filing Date	:NA
(62) Divisional to Application Number	:NA
Filing Date	:NA

(71)**Name of Applicant :**
1)ORANGE
Address of Applicant :78 rue Olivier de Serres F 75015 Paris France
(72)**Name of Inventor :**
1)CHEN Xiaobao

(57) Abstract :
The present invention relates to a method for granting access, for a user equipment (11) registered in a home mobile network (21) to a wireless local area network (22). In this method, a probe request is received by an access network server (13) located in the wireless local area network, wherein this probe request comprises first information allowing to identify the home mobile network of the user equipment. The access network server (13) determines then at least one access point (12) of the wireless local area network to which said user equipment is allowed to connect, based on the identification of the home mobile network from said first information and sends a response message comprising at least one access identifier identifying the at least one access point of the wireless local area network.

No. of Pages : 25 No. of Claims : 13

(12) PATENT APPLICATION PUBLICATION
(21) Application No.11851/DELNP/2015 A
(19) INDIA
(22) Date of filing of Application :29/12/2015
(43) Publication Date : 20/05/2016

(54) Title of the invention : ACTUATING DEVICE AND METHOD FOR ACTUATING A VALVE

(51) International classification :F16K31/122
(31) Priority Document No :13180734.9
(32) Priority Date :16/08/2013
(33) Name of priority country :EPO
(86) International Application No :PCT/EP2014/066910
Filing Date :06/08/2014
(87) International Publication No :WO 2015/022249
(61) Patent of Addition to Application Number :NA
Filing Date :NA
(62) Divisional to Application Number :NA
Filing Date :NA

(71)**Name of Applicant :**
1)CCI AG
Address of Applicant :Itaslenstrasse 9 CH 8362 Balterswil Switzerland
(72)**Name of Inventor :**
1)HARTMANN Michael

(57) Abstract :
The actuating device (1) comprises a housing (2), which has an inlet (5) for a pneumatic or hydraulic actuating medium (6) into at least one piston Chamber (3) of the housing (2). A piston (4) is movably arranged in the piston Chamber (3). The piston (4) can be moved by the actuating medium (6) at least between an open position and a closed Position (S) in such a way that a valve can be actuated at least by means of a movement from the open position to the closed Position (S). In the closed position (S), the piston (4) and the housing (2) are operatively connected to each other in such a way that a seal is formed downstream of the inlet (5) in order to seal off the piston Chamber (3) for the actuating medium (6). At least the regions of the piston (4) and of the housing (4) that are operatively connected have a modulus of elasticity E greater than 10 kN/mm2.

No. of Pages : 26 No. of Claims : 16

(12) PATENT APPLICATION PUBLICATION
(19) INDIA
(22) Date of filing of Application :29/12/2015
(21) Application No.11852/DELNP/2015 A
(43) Publication Date : 20/05/2016

(54) Title of the invention : BEVERAGE CONTAINER COATED WITH A RESVERATROL LAYER

(51) International classification :B65D23/02,B65D25/14,B65D81/24
(31) Priority Document No :13173820.5
(32) Priority Date :26/06/2013
(33) Name of priority country :EPO
(86) International Application No :PCT/AU2014/000671
Filing Date :26/06/2014
(87) International Publication No :WO 2014/205499
(61) Patent of Addition to Application Number :NA
Filing Date :NA
(62) Divisional to Application Number :NA
Filing Date :NA

(71)**Name of Applicant :**
1)BAROKES PTY LTD
Address of Applicant :66 Lillee Crescent Tullamarine Victoria 3043 Australia
(72)**Name of Inventor :**
1)STOKES Gregory John Charles
2)BARICS Steven John Anthony

(57) Abstract :
The present invention relates to a container for a beverage having an inner coating layer comprising resveratrol, a process for preparing such a container, the use of said container for the storage of a beverage and the use of resveratrol as an additive to coating layers of such containers.

No. of Pages : 34 No. of Claims : 15

(12) PATENT APPLICATION PUBLICATION
(21) Application No.11853/DELNP/2015 A
(19) INDIA
(22) Date of filing of Application :29/12/2015
(43) Publication Date : 20/05/2016

(54) Title of the invention : METHOD FOR OPERATING AN ELECTRIC ARC FURNACE AND ELECTRIC ARC FURNACE

(51) International classification :F27B3/08,F27B3/20,F27B3/28
(31) Priority Document No :13175076.2
(32) Priority Date :04/07/2013
(33) Name of priority country :EPO
(86) International Application No :PCT/EP2014/063283
Filing Date :24/06/2014
(87) International Publication No :WO 2015/000745
(61) Patent of Addition to Application Number :NA
Filing Date :NA
(62) Divisional to Application Number :NA
Filing Date :NA

(71)**Name of Applicant :**
1)PRIMETALS TECHNOLOGIES AUSTRIA GMBH
Address of Applicant :Turmstrasse 44 4031 Linz Austria
(72)**Name of Inventor :**
1)ENGELS Ralf
2)DORNDORF Markus
3)KRGER Klaus
4)HEIN Michel
5)NARDACCHIONE Domenico

(57) Abstract :
The invention relates to an electric arc furnace (2) and to a method for operating an electric arc furnace (2) comprising at least one electrode (4a, 4b, 4c) for generating an electric arc (6a, 6b, 6c), in which the desired value of the current (I) guided to the electrode (4a, 4b, 4c) oscillates about a predetermined base value (Io) .

No. of Pages : 18 No. of Claims : 12

(12) PATENT APPLICATION PUBLICATION
(19) INDIA
(22) Date of filing of Application :29/12/2015
(21) Application No.11854/DELNP/2015 A
(43) Publication Date : 20/05/2016

(54) Title of the invention : PHARMACEUTICAL COMPOSITION FOR A SUSTAINED RELEASE OF LANREOTIDE

(51) International classification :A61K9/00,A61K38/31
(31) Priority Document No :13290156.2
(32) Priority Date :09/07/2013
(33) Name of priority country :EPO
(86) International Application No :PCT/EP2014/064586
Filing Date :08/07/2014
(87) International Publication No :WO 2015/004125
(61) Patent of Addition to Application Number :NA
Filing Date :NA
(62) Divisional to Application Number :NA
Filing Date :NA

(71)**Name of Applicant :**
1)IPSEN PHARMA S.A.S.
Address of Applicant :65 quai Georges Gorse F 92100 Boulogne Billancourt France
(72)**Name of Inventor :**
1)BIELSA GUIVERNAU Ruth
2)CHERIF CHEIKH Roland
3)FOURNES Julie
4)MARTINEZ LORENTE Daniel
5)PETIT Anne
6)RICHARD Jo«l

(57) Abstract :
The present invention relates to a pharmaceutical composition for a sustained release of lanreotide, in particular for a sustained release compatible with therapeutic treatments for at least 2 months. The pharmaceutical compositions are particularly useful for the treatment of diseases lanreotide is indicated for.

No. of Pages : 60 No. of Claims : 15

(12) PATENT APPLICATION PUBLICATION
(19) INDIA
(22) Date of filing of Application :29/12/2015
(21) Application No.11855/DELNP/2015 A
(43) Publication Date : 20/05/2016

(54) Title of the invention : PULLEY

(51) International classification :B63B21/04
(31) Priority Document No :1301574
(32) Priority Date :03/07/2013
(33) Name of priority country :France
(86) International Application No :PCT/EP2014/064202
Filing Date :03/07/2014
(87) International Publication No :WO 2015/001028
(61) Patent of Addition to Application Number :NA
Filing Date :NA
(62) Divisional to Application Number :NA
Filing Date :NA

(71)**Name of Applicant :**
1)INO ROPE
Address of Applicant :1 rue des Senneurs F 29900 Concarneau France
(72)**Name of Inventor :**
1)BARNET Julien
2)REINHART Thibault

(57) Abstract :
The prsent invention relates to the field of pulleys, and more particularly pulleys for deflecting a rope. According to the invention, the pulley comprises: · a one-piece sheave (11) comprising two opposite longitudinal faces (12, 13), a central trans verse cutout (14), and a concave external surface forming an annular groove (15) intended to deflect a rope (16), the central recess (14) and the concave external surface (15) being fixed with respect to one another, · a sling (17) for attaching the sheave (11), passing though the central cutout (14) in the sheave (11), the attachment sling (17) being in direct contact with the central cutout (14), · a spacing lment (20) designed to space apart the attachment sling (17) from the longitudinal faces of the sheave (11).

No. of Pages : 38 No. of Claims : 19

(12) PATENT APPLICATION PUBLICATION
(19) INDIA
(22) Date of filing of Application :29/12/2015
(21) Application No.11860/DELNP/2015 A
(43) Publication Date : 20/05/2016

(54) Title of the invention : CATALYST COMPOSITION AND PROCESS FOR OLIGOMERIZATION OF ETHYLENE

(51) International classification :B01J31/18,B01J31/14,C07C2/36
(31) Priority Document No :13178362.3
(32) Priority Date :29/07/2013
(33) Name of priority country :EPO
(86) International Application No :PCT/IB2014/063485
Filing Date :28/07/2014
(87) International Publication No :WO 2015/015402
(61) Patent of Addition to Application Number :NA
Filing Date :NA
(62) Divisional to Application Number :NA
Filing Date :NA

(71)**Name of Applicant :**
1)SAUDI BASIC INDUSTRIES CORPORATION
Address of Applicant :P.O. Box 5101 Riyadh 11422 Saudi Arabia
2)LINDE AG
(72)**Name of Inventor :**
1)WOEHL Anina
2)MEISWINKLE Andreas
3)BOELT Heinz
4)MUELLER Bernd H.
5)MUELLER Wolfgang
6)PEULECKE Normen
7)ROSENTHAL Uwe
8)HARFF Marco
9)AL HAZMI Mohammed H.
10)AL QAHTANI Abdullah

(57) Abstract :
A catalyst composition including: (a) a chromium compound; (b) a ligand of the general structure (A) RiR 2P-N(R) -P(R4)-NR 5R6 or (B) RiR 2P-N(R 3)-P(XR 7)R8 or RiR 2P-N(R 3)-P(XR 7) 2, with X = O or S , wherein Ri, R 2, R 3 ,R4, R 5, R , R 7 and R are independently Ci-Cio -alkyl,C6 -C 2o-aryl, C 3-C10-cycloalkyl, aralkyl, alkylaryl, or trialkylsilyl, or any cyclic derivatives of (A) and (B), wherein at least one of the P or N atoms of the PNPN -unit or PNP -unit is a member of the ring system, the ring system being formed from one or more constituent compounds of structures (A) or (B) by substitution; and (c) an activator or co-catalyst; and a process for tri- and/or tetramerization.

No. of Pages : 22 No. of Claims : 15

(12) PATENT APPLICATION PUBLICATION
(21) Application No.11861/DELNP/2015 A
(19) INDIA
(22) Date of filing of Application :29/12/2015
(43) Publication Date : 20/05/2016

(54) Title of the invention : HYDRAULIC MORTAR COMPRISING GLASS

(51) International classification :C04B14/42,C04B18/04
(31) Priority Document No :p201330972
(32) Priority Date :28/06/2013
(33) Name of priority country :Spain
(86) International Application No :PCT/ES2014/070339
Filing Date :21/04/2014
(87) International Publication No :WO 2014/207276
(61) Patent of Addition to Application Number :NA
Filing Date :NA
(62) Divisional to Application Number :NA
Filing Date :NA

(71)**Name of Applicant :**
1)ENVIROCEM S.L.
Address of Applicant :C/ Francisco Silvela 54 planta 3º D E 28028 Madrid Spain
(72)**Name of Inventor :**
1)BURGOS ENRIQUEZ Enrique

(57) Abstract :
The invention relates to hydraulic mortar comprising glass, mainly containing: waste glass to which grey or white pur Portland cement clinker, gypsum, and optionally alumina are added; super-fme glass subsequently added to the ground product; as well as crushed natural stone and calcareous or siliceous natural soil (or a mixture of both), or ground glass as a substitute for the calcareous or siliceous natural stone fines.

No. of Pages : 12 No. of Claims : 14

(12) PATENT APPLICATION PUBLICATION
(19) INDIA
(22) Date of filing of Application :29/12/2015
(21) Application No.11862/DELNP/2015 A
(43) Publication Date : 20/05/2016

(54) Title of the invention : SYSTEMS AND METHODS FOR PEDAL REVASCULARIZATION ASSESSMENT

(51) International classification :A61B5/00
(31) Priority Document No :61/830499
(32) Priority Date :03/06/2013
(33) Name of priority country :U.S.A.
(86) International Application No :PCT/US2013/068090
Filing Date :01/11/2013
(87) International Publication No :WO 2014/197003
(61) Patent of Addition to Application Number :NA
Filing Date :NA
(62) Divisional to Application Number :NA
Filing Date :NA

(71)**Name of Applicant :**
1)NANYANG TECHNOLOGICAL UNIVERSITY
Address of Applicant :50 Nanyang Avenue Singapore 639798 Singapore
(72)**Name of Inventor :**
1)LEE Kijoon
2)DONG Jing
3)BI Renzhe

(57) Abstract :
Diffuse optical flow (DOF) sensors can be used to assess deep tissue flow. DOF sensors positioned on a foot can provide fluctuating light intensity data to an analyzer, which can then determine absolute and/or relative blood flow. The determined absolute and/or relative blood flow can be signaled to an operator, for example a surgeon for intraoperative use. DOF sensors may be utilized to assess pedal revascularization, for example to guide interventional procedures and to evaluate their efficacy. A support structure can carry a plurality of DOF sensors, such that when the support structure is placed onto a patients foot, the DOF sensors are disposed adjacent different locations on the foot. The different locations may correspond to different topographical regions of the foot, for example different pedal angiosomes.

No. of Pages : 44 No. of Claims : 32

(12) PATENT APPLICATION PUBLICATION
(19) INDIA
(22) Date of filing of Application :29/12/2015
(21) Application No.11863/DELNP/2015 A
(43) Publication Date : 20/05/2016

(54) Title of the invention : NOVEL GLP -1 RECEPTOR MODULATORS

(51) International classification :C07D403/12,C07D401/04,C07D403/04
(31) Priority Document No :61/833737
(32) Priority Date :11/06/2013
(33) Name of priority country :U.S.A.
(86) International Application No :PCT/US2014/041997
Filing Date :11/06/2014
(87) International Publication No :WO 2014/201172
(61) Patent of Addition to Application Number :NA
Filing Date :NA
(62) Divisional to Application Number :NA
Filing Date :NA

(71)**Name of Applicant :**
1)RECEPTOS INC.
Address of Applicant :3033 Science Park Road Suite 300 San Diego California 92121 U.S.A.
(72)**Name of Inventor :**
1)BOEHM Marcus F.
2)MARTINBOROUGH Esther
3)MOORJANI Manisha
4)TAMIYA Junko
5)HUANG Liming
6)YEAGER Adam R.
7)BRAHMACHARY Enugurthi
8)FOWLER Thomas
9)NOVAK Andrew
10)MEGHANI Premji
11)KNAGGS Michael

(57) Abstract :
Compounds are provided that modulate the glucagon-like peptide 1 (GLP-1) receptor, as well as methods of their synthesis, and methods of their therapeutic and/or prophylactic use. Such compounds can act as modulators or potentiators of GLP-1 receptor on their own, or with incretin peptides such as GLP-l(7-36) and GLP-l(9-36), or with peptide-based therapies, such as exenatide and liraglutide, and have the following general structure (where (I) represents either or both the R and S form of the compound): where A, B, C, Yi, Y2, Z, Ri, R2, R3,R4,R5 , Wi, n, p and q are as defined herein.

No. of Pages : 587 No. of Claims : 119

(12) PATENT APPLICATION PUBLICATION
(19) INDIA
(22) Date of filing of Application :29/12/2015
(21) Application No.11864/DELNP/2015 A
(43) Publication Date : 20/05/2016

(54) Title of the invention : WATER TREATMENT METHOD AND WATER TREATMENT SYSTEM

(51) International classification :C02F9/00,B01D9/02,B01D19/00
(31) Priority Document No :2013141932
(32) Priority Date :05/07/2013
(33) Name of priority country :Japan
(86) International Application No :PCT/JP2014/064518
Filing Date :30/05/2014
(87) International Publication No :WO 2015/001888
(61) Patent of Addition to Application Number :NA
Filing Date :NA
(62) Divisional to Application Number :NA
Filing Date :NA

(71)**Name of Applicant :**
1)MITSUBISHI HEAVY INDUSTRIES LTD.
Address of Applicant :16 5 Konan 2 chome Minato ku Tokyo 1088215 Japan
(72)**Name of Inventor :**
1)EDA Masayuki
2)OKINO Susumu
3)YOSHIYAMA Ryuji
4)SAKURAI Hideaki
5)UKAI Nobuyuki
6)SUZUKI Hideo
7)NAKASHOJI Hiroshi
8)YOSHIOKA Shigeru

(57) Abstract :
Provided are a water treatment system and a water treatment method with which salt-containing water can be recycled with a high water recovery rate. This water treatment system (100) is provided with: second desalination units (210a, 210b) for separating water to be treated including C a ions, SO ions, and carbonate ions, into treated water and concentrated water in which the C a ions and SO4 ions are concentrated; crystallization units which are provided to downstream sides of the second desalination units (210a, 210b), and which are provided with second crystallization tanks (22 1a, 221b) for inducing crystallization of gypsum from the concentrated water, and seed-crystal supply units for supplying gypsum seed crystals to the second crystallization tanks (22 1a, 221b); and separation units which separate gypsum : from the concentrated water at downstream sides of the crystallization units.

No. of Pages : 117 No. of Claims : 48

(12) PATENT APPLICATION PUBLICATION
(19) INDIA
(22) Date of filing of Application :29/12/2015
(21) Application No.11870/DELNP/2015 A
(43) Publication Date : 20/05/2016

(54) Title of the invention : VACUUM SWITCHING ASSEMBLY

(51) International classification :H01J17/44,H01H33/66
(31) Priority Document No :NA
(32) Priority Date :NA
(33) Name of priority country :NA
(86) International Application No :PCT/EP2013/062047
Filing Date :11/06/2013
(87) International Publication No :WO 2014/198301
(61) Patent of Addition to Application Number :NA
Filing Date :NA
(62) Divisional to Application Number :NA
Filing Date :NA

(71)**Name of Applicant :**
1)SUPERGRID INSTITUTE SAS
Address of Applicant :130 rue Lon Blum 69100 Villeurbanne France
(72)**Name of Inventor :**
1)PARASHAR Rama Shanker

(57) Abstract :
There is provided a vacuum switching assembly for switching an AC or DC current. The vacuum switching assembly comprises a vacuum switch. The vacuum switch includes: first and second electrodes (20, 22) located in a vacuum tight enclosure, the vacuum tight enclosure containing a gas or gas mixture, the first and second electrodes (20, 22) defining opposed electrodes being separated by a gap, each of the first and second electrodes (20,22) being connectable to a respective electrical circuit carrying an AC or DC voltage; and a pressure controller (36) configured to control an internal pressure of the vacuum tight enclosure, wherein the pressure controller (36) is configured to selectively switch the internal pressure of the vacuum tight enclosure between: a first vacuum level that permits formation and maintenance of a glow discharge in the vacuum tight enclosure to allow a current to flow between the first and second electrodes (20, 22) via the glow discharge so as to turn on the vacuum switch; and a second vacuum level that inhibits formation and maintenance of a glow discharge in the vacuum tight enclosure to prevent a current from flowing between the first and second electrodes (20, 22) via the glow discharge so as to turn off the vacuum switch.

No. of Pages : 31 No. of Claims : 21

(12) PATENT APPLICATION PUBLICATION
(19) INDIA
(22) Date of filing of Application :29/12/2015
(21) Application No.11871/DELNP/2015 A
(43) Publication Date : 20/05/2016

(54) Title of the invention : POLYACRYLATE OIL GEL AND METHODS

(51) International classification :A61K8/37,A61K8/81,A61Q19/00
(31) Priority Document No :61/837880
(32) Priority Date :21/06/2013
(33) Name of priority country :U.S.A.
(86) International Application No :PCT/US2014/042699
Filing Date :17/06/2014
(87) International Publication No :WO 2014/204937
(61) Patent of Addition to Application Number :NA
Filing Date :NA
(62) Divisional to Application Number :NA
Filing Date :NA

(71)**Name of Applicant :**
1)ROHM AND HAAS COMPANY
Address of Applicant :100 Independence Mall West Philadelphia Pennsylvania 19106 U.S.A.
(72)**Name of Inventor :**
1)ZENG Fanwen
2)OCONNOR Ying
3)LU Xiaodong

(57) Abstract :
Described are personal care compositions comprising a polyacrylate oil gel, comprising: (a) at least one cosmetically acceptable hydrophobic ester oil, and (b) one or more polymers comprising: (i) a first polymerized unit, comprising: (1) 75% to 35% by weight, based on the weight of said polymerized unit, one or more (meth)acrylate monomers selected from at least one of C1-C4 , (meth)acrylate, (meth)acrylic acid, styrene, or substituted styrene, and (2) 25% to 65% by weight, based on the weight of said polymerized unit, one or more hydrophobic monomers, including hydrophobicaUy substituted (meth)acrylate monomers, with alkyl chain length from C6 to C22 and, (ii) a second polymerized unit, comprising: (1) 10-99% by weight, based on the weight of said polymerized unit, one or more monomers which has a Tg of more than 80°C after polymer formation, (2) 1-1 0% of one or more (meth)acrylate monomers containing acid functional group, and (iii) optionally, a crosslinker.

No. of Pages : 13 No. of Claims : 14

(12) PATENT APPLICATION PUBLICATION
(21) Application No.11872/DELNP/2015 A
(19) INDIA
(22) Date of filing of Application :29/12/2015
(43) Publication Date : 20/05/2016

(54) Title of the invention : ABRASIVE TOOLS AND METHODS OF FORMING THE SAME

(51) International classification :B24D3/06
(31) Priority Document No :61/835566
(32) Priority Date :15/06/2013
(33) Name of priority country :U.S.A.
(86) International Application No :PCT/US2014/042156
Filing Date :12/06/2014
(87) International Publication No :WO 2014/201271
(61) Patent of Addition to Application Number :NA
Filing Date :NA
(62) Divisional to Application Number :NA
Filing Date :NA

(71)**Name of Applicant :**
1)SAINT GOBAIN ABRASIVES INC.
Address of Applicant :One New Bond Street Worcester Massachusetts 01615 U.S.A.
2)SAINT GOBAIN ABRASIFS
(72)**Name of Inventor :**
1)ROY Debdutta
2)RAMANATH Srinivasan
3)TUNSTALL John
4)UPADHYAY Rachana
5)KHAUND Arup K.

(57) Abstract :
An abrasive tool is provided that may include a body, which may include abrasive particles contained within a bond material. The abrasive particles may be a super abrasive material. The body may further include at least one of a ratio of tungsten to cast iron (W/CI) of not greater than about 1, a ratio of copper-containing compositions to cast iron (CCC/CI) of not greater than about 1, a ratio of titanium-containing compositions to cast-iron (TiCC/CI) of not greater than about 1, a ratio of tungsten carbide to cast iron (WC/CI) of not greater than about 1, a ratio of tungsten carbide to copper-containing compositions (WC/CCC) of not greater than about 1, a ratio of copper-containing compositions and titanium-containing compositions to cast iron ((CCC+TiC)/CI) of not greater than about 1.5 or a combination thereof.

No. of Pages : 40 No. of Claims : 15

(12) PATENT APPLICATION PUBLICATION
(19) INDIA
(22) Date of filing of Application :29/12/2015
(21) Application No.11873/DELNP/2015 A
(43) Publication Date : 20/05/2016

(54) Title of the invention : VEHICLE AND CONTROL METHOD FOR VEHICLE

(51) International classification :F16H61/14
(31) Priority Document No :2013137515
(32) Priority Date :28/06/2013
(33) Name of priority country :Japan
(86) International Application No :PCT/IB2014/001079
Filing Date :17/06/2014
(87) International Publication No :WO 2014/207525
(61) Patent of Addition to Application Number :NA
Filing Date :NA
(62) Divisional to Application Number :NA
Filing Date :NA

(71)**Name of Applicant :**
1)TOYOTA JIDOSHA KABUSHIKI KAISHA
Address of Applicant :1 Toyota cho Toyota shi Aichi ken 471 8571 Japan
2)AISIN AW CO. LTD.
(72)**Name of Inventor :**
1)NATORI Akio
2)SAWADA Makoto
3)WATANABE Kiyoshi
4)TORII Takeshi
5)HAYASHI Toshiaki
6)TAKIZAWA Masashi

(57) Abstract :
When engagement of a lockup clutch is initiated, coupling of the lockup clutch is initiated in a state where a working fluid amount is sufficiently ensured by setting a condition that an engine rotation speed is higher than or equal to a limit engine rotation speed. Thus, it is possible to prevent rapid engagement of the lockup clutch. Here, the limit engine rotation speed is appropriately determined on the basis of a line pressure, and it is possible to reduce a delay of coupling of the lockup clutch by ensuring the working fluid amount while preventing rapid engagement of the lockup clutch.

No. of Pages : 43 No. of Claims : 7

(12) PATENT APPLICATION PUBLICATION
(21) Application No.11160/DELNP/2015 A
(19) INDIA
(22) Date of filing of Application :07/12/2015
(43) Publication Date : 20/05/2016

(54) Title of the invention : MULTI WIRE FRAME FOR CUTTING BLOCKS OF STONE MATERIAL INTO SLABS

(51) International classification :B23D57/00,B28D1/08
(31) Priority Document No :TV2013A000093
(32) Priority Date :10/06/2013
(33) Name of priority country :Italy
(86) International Application No :PCT/IB2014/062103
Filing Date :10/06/2014
(87) International Publication No :WO 2014/199301
(61) Patent of Addition to Application Number :NA
Filing Date :NA
(62) Divisional to Application Number :NA
Filing Date :NA

(71)**Name of Applicant :**
1)TONCELLI Dario
Address of Applicant :Via San Pancrazio 1 I 36061 Bassano del Grappa (VI) Italy
(72)**Name of Inventor :**
1)TONCELLI Dario

(57) Abstract :
A multi-wire saw for cutting blocks of stone material into slabs comprises: a first column (14) and a second column (16) which are connected at the top by a reinforcing cross piece (18); a first carriage (20) and a second carriage (22) which are designed to slide on the first column (14) and on the second column (16) respectively. Each carriage (20 22) is provided with at least one multi groove roller (26 28; 30 32) which is designed to be engaged by cutting wires which extend between the first column (14) and the second column (16). A connecting beam (24) is provided between the first carriage (20) and the second carriage (22). The frame further comprises: an arch structure (38) on which the projecting ends of the rollers (26 28; 30 32) are mounted and which is fixed projecting from the connecting beam (24); and guiding means (56 58) for each carriage (20 22) for the sliding travel of said carriages (20; 22) on said columns (14; 16) respectively. The multi wire saw comprising laterally on each column (14 16) a rail (50 52) arranged in the vertical direction the rails providing guiding surfaces (502 504 506; 522 524 526) for the guiding means of the carriages (20 22) said guiding surfaces of each rail (50 52) comprising a front guiding surface (506 526) directed towards the inside or towards the outside of the frame a first lateral guiding surface (502) directed towards the multi groove rollers and a second lateral guiding surface (504) opposite to the first lateral guiding surface (502) and the guiding means comprise for each carriage (20 22): a first sliding unit (60) which runs along the first lateral guiding surface (502); a second sliding unit (62) situated in a higher position than the first sliding unit (60) and running along the second lateral guiding surface (504); and end guiding means (64 66) which travel along the said front guiding surfaces (506 526).

No. of Pages : 28 No. of Claims : 15

(12) PATENT APPLICATION PUBLICATION
(19) INDIA
(22) Date of filing of Application :29/12/2015
(21) Application No.11891/DELNP/2015 A
(43) Publication Date : 20/05/2016

(54) Title of the invention : ASPIRATORS FOR PRODUCING VACUUM USING THE VENTURI EFFECT

(51) International classification :B60T13/52
(31) Priority Document No :61/833746
(32) Priority Date :11/06/2013
(33) Name of priority country :U.S.A.
(86) International Application No :PCT/US2014/041250
Filing Date :06/06/2014
(87) International Publication No :WO 2014/200834
(61) Patent of Addition to Application Number :NA
Filing Date :NA
(62) Divisional to Application Number :NA
Filing Date :NA

(71)**Name of Applicant :**
1)DAYCO IP HOLDINGS LLC
Address of Applicant :1650 Research Drive Suite 200 Troy Michigan 48083 U.S.A.
(72)**Name of Inventor :**
1)FLETCHER Dave
2)GRAICHEN Brian
3)HAMPTON Keith
4)GILMER Matt
5)NIEDERT Andrew

(57) Abstract :
Aspirators are disclosed herein that include a body defining a Venturi gap between an outlet end of a converging motive section and an inlet end of a diverging discharge section and have a suction port in fluid communication with the Venturi gap. The converging motive section defines a circular shaped motive inlet and defines an elliptical or polygonal shaped motive outlet and the diverging discharge section defines an elliptical or polygonal shaped discharge inlet. In one embodiment the converging motive section defines an inner passageway that transitions as a hyperbolic function from the circular shaped motive inlet to the elliptical or polygonal shaped motive outlet and the elliptical or polygonal shaped motive outlet has an area that is less than the area of the circular shaped motive inlet.

No. of Pages : 29 No. of Claims : 18

(12) PATENT APPLICATION PUBLICATION
(21) Application No.11892/DELNP/2015 A
(19) INDIA
(22) Date of filing of Application :29/12/2015
(43) Publication Date : 20/05/2016

(54) Title of the invention : SIDE AIRBAG DEVICE FOR VEHICLE

(51) International classification :B60R21/207,B60R21/2338
(31) Priority Document No :2013139720
(32) Priority Date :03/07/2013
(33) Name of priority country :Japan
(86) International Application No :PCT/JP2014/065160
Filing Date :06/06/2014
(87) International Publication No :WO 2015/001912
(61) Patent of Addition to Application Number :NA
Filing Date :NA
(62) Divisional to Application Number :NA
Filing Date :NA

(71)**Name of Applicant :**
1)TOYOTA JIDOSHA KABUSHIKI KAISHA
Address of Applicant :1 Toyota cho Toyota shi Aichi 4718571 Japan
(72)**Name of Inventor :**
1)FUJIWARA Yusuke

(57) Abstract :
The present invention improves the passenger restraint performance of a side airbag in which a front bag section and a rear bag section are divided by a front/rear partition section. When the side airbag (20) in this side airbag device is deployed in an expanded state the expansion of the rear bag section (26) in the vehicle front rear direction is suppressed by tensioned fabric (56) which extends between the front/rear partition section (40) and the rear end section of the rear bag section (26) being stretched. Thus the expansion width of the rear bag section (26) in the vehicle width direction can be increased without greatly altering the position of the front/rear partition section (40) in the vehicle front rear direction. However when the side airbag (20) is deployed in a flat state the tensioned fabric (56) extends between the rear end section of the rear bag section (26) and the front/rear partition section (40) which has been folded in two so as to protrude towards the rear bag section (26). Thus the dimensions of each section can be set in a manner in which excess length does not occur in the rear bag section (26) when deployed in a flat state. Therefore the side airbag (20) can be compactly folded.

No. of Pages : 48 No. of Claims : 14

(12) PATENT APPLICATION PUBLICATION
(19) INDIA
(22) Date of filing of Application :29/12/2015
(21) Application No.11865/DELNP/2015 A
(43) Publication Date : 20/05/2016

(54) Title of the invention : WATER TREATMENT METHOD AND WATER TREATMENT SYSTEM

(51) International classification :C02F9/00,B01D9/02,B01D19/00
(31) Priority Document No :2013141932
(32) Priority Date :05/07/2013
(33) Name of priority country :Japan
(86) International Application No :PCT/JP2014/064511
Filing Date :30/05/2014
(87) International Publication No :WO 2015/001884
(61) Patent of Addition to Application Number :NA
Filing Date :NA
(62) Divisional to Application Number :NA
Filing Date :NA

(71)**Name of Applicant :**
1)MITSUBISHI HEAVY INDUSTRIES LTD.
Address of Applicant :16 5 Konan 2 chome Minato ku Tokyo 1088215 Japan
(72)**Name of Inventor :**
1)EDA Masayuki
2)OKINO Susumu
3)YOSHIYAMA Ryuji
4)SAKURAI Hideaki
5)UKAI Nobuyuki
6)SUZUKI Hideo
7)NAKASHOJI Hiroshi
8)YOSHIOKA Shigeru

(57) Abstract :
Provided are a water treatment system and a water treatment method with which salt-containing water can be recycled with a high water recovery rate. In this water treatment system (300) and water treatment method, a scale inhibitor is supplied to water to be treated including C a ions, SO4 ions, carbonate ions, and silica, and the water to be treated is adjusted to a pH capable o f dissolving silica. Having had a calcium-scale inhibitor added thereto and the pH thereof adjusted, the water to be treated s separated b y a first desalination unit (10) into treated water, and concentrated water in which the C a ions, SO ions, carbonate ions, and silica are concentrated. In a first crystallization unit (20), gypsum seed crystals are supplied t o first concentrated water, and gypsum crystallizes and is removed from the first concentrated water. The silica in the water to be treated is removed : from the first concentrated water at a downstream side of the first crystallization unit (20) with respect to the water to be treated. Calcium carbonate in the water to be treated is removed : from the first concentrated water at an upstream side of the first desalination unit (10), or at a downstream side of the first crystallization unit (20).

No. of Pages : 93 No. of Claims : 33

(12) PATENT APPLICATION PUBLICATION
(19) INDIA
(22) Date of filing of Application :29/12/2015
(21) Application No.11866/DELNP/2015 A
(43) Publication Date : 20/05/2016

(54) Title of the invention : WATER TREATMENT METHOD AND WATER TREATMENT SYSTEM

(51) International classification :C02F9/00,B01D9/02,B01D19/00
(31) Priority Document No :2013141932
(32) Priority Date :05/07/2013
(33) Name of priority country :Japan
(86) International Application No :PCT/JP2014/064517
Filing Date :30/05/2014
(87) International Publication No :WO 2015/001887
(61) Patent of Addition to Application Number :NA
Filing Date :NA
(62) Divisional to Application Number :NA
Filing Date :NA

(71)**Name of Applicant :**
1)MITSUBISHI HEAVY INDUSTRIES LTD.
Address of Applicant :16 5 Konan 2 chome Minato ku Tokyo 1088215 Japan
(72)**Name of Inventor :**
1)EDA Masayuki
2)OKINO Susumu
3)YOSHIYAMA Ryuji
4)SAKURAI Hideaki
5)UKAI Nobuyuki
6)SUZUKI Hideo
7)NAKASHOJI Hiroshi
8)YOSHIOKA Shigeru

(57) Abstract :
Provided are a water treatment svstem and a water treatment method with which salt-containing water can be recovered with a high water recovery rate. In this water treatment system (200) and water treatment method, a scale inhibitor and a silica-scale inhibitor are supplied to water to be treated which includes C a ions, SO ions, carbonate ions, and silica, and the water to be treated is subsequently separated by a second desalination unit (210) into treated water, and concentrated water in which the C a ions, SO4 ions, carbonate ions, and silica have been concentrated. In a second crystallization unit (220), gypsum seed crystals are supplied to second concentrated water, and the gypsum crystallizes and is removed fixim the second concentrated water.

No. of Pages : 93 No. of Claims : 26

(12) PATENT APPLICATION PUBLICATION
(21) Application No.11867/DELNP/2015 A
(19) INDIA
(22) Date of filing of Application :29/12/2015
(43) Publication Date : 20/05/2016

(54) Title of the invention : INFORMATION PROCESSING APPARATUS INFORMATION PROCESSING METHOD AND INFORMATION PROCESSING SYSTEM

(51) International classification :G06F19/00
(31) Priority Document No :2013147418
(32) Priority Date :16/07/2013
(33) Name of priority country :Japan
(86) International Application No :PCT/JP2014/003696
Filing Date :11/07/2014
(87) International Publication No :WO 2015/008469
(61) Patent of Addition to Application Number :NA
Filing Date :NA
(62) Divisional to Application Number :NA
Filing Date :NA

(71)**Name of Applicant :**
1)SEIKO EPSON CORPORATION
Address of Applicant :4 1 Nishi shinjuku 2 chome Shinjuku ku Tokyo 1630811 Japan
(72)**Name of Inventor :**
1)TSUDA Atsunari
2)UCHIYAMA Toshikazu
3)WAKAMIYA Hitomi
4)TAKANO Masahide

(57) Abstract :
An information processing apparatus includes an acquiring unit that acquires a plurality of kinds of medical apparatus information, which are information acquired from a plurality of medical apparatuses, a generating unit that generates information for presentation including at least a part of the plurality of kinds of medical apparatus information acquired by the acquiring unit, and a presenting unit that outputs the generated information for presentation to an image display apparatus that displays an image. The generating unit generates the information for presentation including at least the medical apparatus information acquired by the medical apparatus, visual recognition of a display unit of which by a user of the image display apparatus is difficult.

No. of Pages : 99 No. of Claims : 13

(12) PATENT APPLICATION PUBLICATION
(21) Application No.11868/DELNP/2015 A
(19) INDIA
(22) Date of filing of Application :29/12/2015
(43) Publication Date : 20/05/2016

(54) Title of the invention : INFORMATION PROCESSING APPARATUS INFORMATION PROCESSING METHOD AND INFORMATION PROCESSING SYSTEM

(51) International classification :G06F19/00,A61B19/00
(31) Priority Document No :2013147420
(32) Priority Date :16/07/2013
(33) Name of priority country :Japan
(86) International Application No :PCT/JP2014/003697
Filing Date :11/07/2014
(87) International Publication No :WO 2015/008470
(61) Patent of Addition to Application Number :NA
Filing Date :NA
(62) Divisional to Application Number :NA
Filing Date :NA

(71)**Name of Applicant :**
1)SEIKO EPSON CORPORATION
Address of Applicant :4 1 Nishi shinjuku 2 chome Shinjuku ku Tokyo 1630811 Japan
(72)**Name of Inventor :**
1)TSUDA Atsunari
2)UCHIYAMA Toshikazu
3)WAKAMIYA Hitomi
4)TAKANO Masahide

(57) Abstract :
An information processing apparatus includes an acquisition unit that acquires plural pieces of medical apparatus information which are plural pieces of information acquired from a plurality of medical apparatuses; a generation unit that generates presentation information which contains at least a part of the plural pieces of medical apparatus information acquired by the acquisition unit; and a presentation unit that outputs the generated presentation information to a plurality of image display apparatuses.

No. of Pages : 115 No. of Claims : 19

(12) PATENT APPLICATION PUBLICATION
(19) INDIA
(22) Date of filing of Application :29/12/2015
(21) Application No.11874/DELNP/2015 A
(43) Publication Date : 20/05/2016

(54) Title of the invention : PROCESS FOR THE PREPARATION OF PROPYLENE COPOLYMER CONTAINING HIGHER ALPHA OLEFINS

(51) International classification :C08F210/06,C08F4/6592
(31) Priority Document No :13179112.1
(32) Priority Date :02/08/2013
(33) Name of priority country :EPO
(86) International Application No :PCT/EP2014/065398
Filing Date :17/07/2014
(87) International Publication No :WO 2015/014632
(61) Patent of Addition to Application Number :NA
Filing Date :NA
(62) Divisional to Application Number :NA
Filing Date :NA

(71)**Name of Applicant :**
1)BOREALIS AG
Address of Applicant :IZD Tower Wagramerstrae 17 19 A 1220 Vienna Austria
(72)**Name of Inventor :**
1)REICHELT Kristin
2)RESCONI Luigi
3)PELLECCHIA Roberta

(57) Abstract :
Process for the preparation of a copolymer of propylene and C4-12a a-olefm (PPC) having a melt flow rate MFR2 (230°C) of below 3.0 g/lOmin, wherein the polymerization takes in the presence of a metallocene catalyst.

No. of Pages : 37 No. of Claims : 14

(12) PATENT APPLICATION PUBLICATION
(19) INDIA
(22) Date of filing of Application :29/12/2015

(21) Application No.11875/DELNP/2015 A
(43) Publication Date : 20/05/2016

(54) Title of the invention : PYRAZOLYL PYRROLINONES AND THEIR USE AS HERBICIDES

(51) International classification :A01N43/56,A01N43/90,C07D403/04
(31) Priority Document No :NA
(32) Priority Date :NA
(33) Name of priority country :NA
(86) International Application No :PCT/EP2013/066395
Filing Date :05/08/2013
(87) International Publication No :WO 2015/018434
(61) Patent of Addition to Application Number :NA
Filing Date :NA
(62) Divisional to Application Number :NA
Filing Date :NA

(71)**Name of Applicant :**
1)SYNGENTA PARTICIPATIONS AG
Address of Applicant :Schwarzwaldallee 215 CH 4058 Basel Switzerland
2)SYNGENTA LIMITED
(72)**Name of Inventor :**
1)BOEHMER Jutta Elisabeth
2)PHADTE Mangala
3)LONGSTAFF Adrian
4)MORRIS James Alan
5)DESSON Timothy Robert
6)HOTSON Matthew Brian
7)DOWLING Alan John
8)WHITTINGHAM William Guy
9)DALENCON Anne Jacqueline
10)DE FRAINE Paul John
11)MONDIERE Rgis Jean Georges
12)HACHISU Shuji
13)THOMPSON Alison Jane
14)GOPALSAMUTHIRAM Vijaya Gopal

(57) Abstract :
The invention relates to pyrrolone compounds of the formula (I) wherein X, Ra , R b, Rc , R1, R2 and R3 are as defined in the specification. Furthermore, the present invention relates to processes and intermediates for making compounds of formula (I), to herbicidal compositions comprising these compounds and to methods of using these compounds to control plant growth.

No. of Pages : 83 No. of Claims : 23

(12) PATENT APPLICATION PUBLICATION
(19) INDIA
(22) Date of filing of Application :29/12/2015
(21) Application No.11876/DELNP/2015 A
(43) Publication Date : 20/05/2016

(54) Title of the invention : PYRROLONE DERIVATIVES AS HERBICIDES

(51) International classification :C07D403/04,C07D403/14,C07D407/14
(31) Priority Document No :NA
(32) Priority Date :NA
(33) Name of priority country :NA
(86) International Application No :PCT/EP2013/066393
Filing Date :05/08/2013
(87) International Publication No :WO 2015/018432
(61) Patent of Addition to Application Number :NA
Filing Date :NA
(62) Divisional to Application Number :NA
Filing Date :NA

(71)**Name of Applicant :**
1)SYNGENTA PARTICIPATIONS AG
Address of Applicant :Schwarzwaldallee 215 CH 4058 Basel Switzerland
2)SYNGENTA LIMITED
(72)**Name of Inventor :**
1)CLOUGH John Martin
2)BOEHMER Jutta Elisabeth
3)PHADTE Mangala
4)SONAWANE Ravindra
5)LONGSTAFF Adrian
6)MORRIS James Alan
7)DESSON Timothy Robert
8)HOTSON Matthew Brian
9)RUSSELL Sally
10)LING Kenneth
11)BARNETT Susan Patricia
12)BACON David Philip
13)MOSELEY Donn Warwick
14)MOUND William Roderick
15)DOWLING Alan John

(57) Abstract :
The invention relates to pyrrolone compounds of the formula (I) wherein X, R1, R2, R3 and A are as defined in the specification. Furthermore, the present invention relates to processes and intermediates for making compounds of formula (I), to herbicidal compositions comprising these compounds and to methods of using these compounds to control plant growth.

No. of Pages : 119 No. of Claims : 32

(12) PATENT APPLICATION PUBLICATION
(19) INDIA
(22) Date of filing of Application :29/12/2015
(21) Application No.11877/DELNP/2015 A
(43) Publication Date : 20/05/2016

(54) Title of the invention : PYRAZOLYL PYRROLINONES AND THEIR USE AS HERBICIDES

(51) International classification :A01N43/56,A01N43/90,C07D493/04
(31) Priority Document No :NA
(32) Priority Date :NA
(33) Name of priority country :NA
(86) International Application No :PCT/EP2013/066394
Filing Date :05/08/2013
(87) International Publication No :WO 2015/018433
(61) Patent of Addition to Application Number :NA
Filing Date :NA
(62) Divisional to Application Number :NA
Filing Date :NA

(71)**Name of Applicant :**
1)SYNGENTA PARTICIPATIONS AG
Address of Applicant :Schwarzwaldallee 215 CH 4058 Basel Switzerland
2)SYNGENTA LIMITED
(72)**Name of Inventor :**
1)BOEHMER Jutta Elisabeth
2)PHADTE Mangala
3)LONGSTAFF Adrian
4)MORRIS James Alan
5)DESSON Timothy Robert
6)HOTSON Matthew Brian
7)DOWLING Alan John
8)WHITTINGHAM William Guy
9)DALENCON Anne Jacqueline
10)DE FRAINE Paul John
11)THOMPSON Alison Jane
12)HACHISU Shuji

(57) Abstract :
The invention relates to pyrrolone compounds of the formula (I), wherein X, R , R , R , R1, R2 and R3 are as defined in the specification. Furthermore, the present invention relates to processes and intermediates for making compounds of formula (I), to herbicidal compositions comprising these compounds and to methods of using these compounds to control plant growth.

No. of Pages : 101 No. of Claims : 23

(12) PATENT APPLICATION PUBLICATION
(19) INDIA
(22) Date of filing of Application :29/12/2015
(21) Application No.11878/DELNP/2015 A
(43) Publication Date : 20/05/2016

(54) Title of the invention : DISPLAY CARD WITH USER INTERFACE

(51) International classification :G07F7/08,G06Q20/32
(31) Priority Document No :1310774.3
(32) Priority Date :17/06/2013
(33) Name of priority country :U.K.
(86) International Application No :PCT/EP2014/058550
Filing Date :28/04/2014
(87) International Publication No :WO 2014/202261
(61) Patent of Addition to Application Number :NA
Filing Date :NA
(62) Divisional to Application Number :NA
Filing Date :NA

(71)**Name of Applicant :**
1)MASTERCARD INTERNATIONAL INCORPORATED
Address of Applicant :2000 Purchase Street Purchase New York 10577 U.S.A.
2)RADU, Cristian
3)POCHIC, Sebastien
4)ATES, Fikret
(72)**Name of Inventor :**
1)RADU Cristian
2)POCHIC Sebastien
3)ATES Fikret

(57) Abstract :
A display card (301) with a user interface for providing one or more services. The card (301) comprises: an external interface (302, 303) for communication with a terminal external from the card (301); a Chip (401) comprising one or more servers for storing one or more applications, wherein the Chip (401) is arranged to communicate with the external interface (302, 303); a user interface (304, 305, 306) for interacting with a user of the card (301); a micro-terminal (402) for controlling the provision of one or more services, wherein the micro -terminal (402) is arranged to communicate with the user interface (304, 305, 306); and the Chip (401) and micro terminal (402) are arranged to communicate with each other via an internal interface (403) of the Chip (401). Applications include payment cards and passes.

No. of Pages : 31 No. of Claims : 17

(12) PATENT APPLICATION PUBLICATION
(19) INDIA
(22) Date of filing of Application :29/12/2015
(21) Application No.11879/DELNP/2015 A
(43) Publication Date : 20/05/2016

(54) Title of the invention : BRAKING SYSTEM

(51) International classification :F16D55/224,B61H5/00,B61H13/38
(31) Priority Document No :10 2013 213 618.8
(32) Priority Date :11/07/2013
(33) Name of priority country :Germany
(86) International Application No :PCT/EP2014/064088
Filing Date :02/07/2014
(87) International Publication No :WO 2015/003975
(61) Patent of Addition to Application Number :NA
Filing Date :NA
(62) Divisional to Application Number :NA
Filing Date :NA

(71)**Name of Applicant :**
1)SIEMENS AKTIENGESELLSCHAFT
Address of Applicant :Wittelsbacherplatz 2 80333 M¼nchen Germany
(72)**Name of Inventor :**
1)ROTHFUSS Patrick
2)SCHAUTT Martin
3)SCHIFFERS Toni

(57) Abstract :
The invention relates to a braking System comprising brake lining retaining devices (9,12) arranged on either side of a braking element (3), each retaining device being suspended by means of at least one hanging support link (10,1 1). The aim of the invention is to design a braking System which supplies reliable Signals to a brake control unit. For this purpose, the at least one hanging support link (10,1 1), at its end remote from the brake lining retaining devices (9,12), is connected to a free end of a lever (13) which is mounted on an application unit (2) of the braking System. The braking System further comprises a braking torque sensor (16) which senses a deformation of the lever (13). The braking System can also be equipped with a brake application force sensing device (41). The braking System is preferably used as a disk brake System.

No. of Pages : 25 No. of Claims : 23

(12) PATENT APPLICATION PUBLICATION
(19) INDIA
(22) Date of filing of Application :29/12/2015
(21) Application No.11880/DELNP/2015 A
(43) Publication Date : 20/05/2016

(54) Title of the invention : CONNECTION MODULE HEAT EXCHANGER AND CORRESPONDING HEAT EXCHANGING ASSEMBLY

(51) International classification :F28F9/02,B60H1/32,F25B39/02
(31) Priority Document No :1355269
(32) Priority Date :07/06/2013
(33) Name of priority country :France
(86) International Application No :PCT/EP2014/060028
Filing Date :15/05/2014
(87) International Publication No :WO 2014/195108
(61) Patent of Addition to Application Number :NA
Filing Date :NA
(62) Divisional to Application Number :NA
Filing Date :NA

(71)**Name of Applicant :**
1)VALEO SYSTEMES THERMIQUES
Address of Applicant :8 rue Louis Lormand F 78320 Le Mesnil Saint Denis France
(72)**Name of Inventor :**
1)DENOUAL Christophe

(57) Abstract :
The invention relates to a connection module (11) for a heat exchanger, in particular for a motor vehicle, wherein the connection module is configured to connect the heat exchanger to a component of a fluid circuit and to support a sensor capable of measuring a fluid value. According to the invention, the connection module (11) comprises: at least two attachment parts (19, 21), including a first attachment part (19) that is arranged along a given axis (A) and is capable of forming a mechanical bearing for the component, and a second attachment part (21) capable of supporting the sensor; and complementary assembling means (37, 39), supported by the first attachment part (19) and by the second attachment part (21), enabling the second part (21) to be assembled with the first part (19) along at least two orientations of the second part (21) relative to the axis (A). The invention also relates to a corresponding heat exchanger and heat exchange assembly.

No. of Pages : 23 No. of Claims : 15

(12) PATENT APPLICATION PUBLICATION
(21) Application No.11881/DELNP/2015 A
(19) INDIA
(22) Date of filing of Application :29/12/2015
(43) Publication Date : 20/05/2016

(54) Title of the invention : METHOD AND APPARATUS FOR STABILIZING PRESSURE IN AN INTELLIGENT REGULATOR ASSEMBLY

(51) International classification :F16K37/00,F15B19/00
(31) Priority Document No :61/830538
(32) Priority Date :03/06/2013
(33) Name of priority country :U.S.A.
(86) International Application No :PCT/US2014/040602
Filing Date :03/06/2014
(87) International Publication No :WO 2014/197422
(61) Patent of Addition to Application Number :NA
Filing Date :NA
(62) Divisional to Application Number :NA
Filing Date :NA

(71)**Name of Applicant :**
1)TESCOM CORPORATION
Address of Applicant :12616 Industrial Blvd. Elk River MN 55330 U.S.A.
(72)**Name of Inventor :**
1)LEONARD Christian

(57) Abstract :
A method of stabilizing pressure in an intelligent regulator assembly is provided. The method includes receiving, at an on-board controller of a pilot device, a request to activate a suspend control mode. The method also includes activating, via the on-board controller, the suspend control mode. The activation of the suspend control mode includes adjusting an inlet valve and an exhaust valve of the pilot device, and suspending control of the inlet valve and the exhaust valve.

No. of Pages : 24 No. of Claims : 28

(12) PATENT APPLICATION PUBLICATION
(19) INDIA
(22) Date of filing of Application :29/12/2015
(21) Application No.11882/DELNP/2015 A
(43) Publication Date : 20/05/2016

(54) Title of the invention : IMIDAZOLYL PROGESTERONE ANTAGONISTS

(51) International classification :A61K31/58,C07J43/00,A61P35/00
(31) Priority Document No :13/910273
(32) Priority Date :05/06/2013
(33) Name of priority country :U.S.A.
(86) International Application No :PCT/US2014/041002
Filing Date :05/06/2014
(87) International Publication No :WO 2014/197653
(61) Patent of Addition to Application Number :NA
Filing Date :NA
(62) Divisional to Application Number :NA
Filing Date :NA

(71)**Name of Applicant :**
1)EVESTRA INC.
Address of Applicant :14805 Omicron Drive San Antonio Texas 78245 U.S.A.
(72)**Name of Inventor :**
1)NICKISCH Klaus
2)ELGER Walter
3)SANTHAMMA Bindu

(57) Abstract :
Described herein are imidazolyl compounds that exhibit progesterone antagonism without any sign of partial agonistic activity. Such compounds have application in fertility control and in the treatment of hormone dependent breast cancer. The present invention also relates to processes of preparation and the use in therapy of such novel compounds.

No. of Pages : 33 No. of Claims : 18

(12) PATENT APPLICATION PUBLICATION
(21) Application No.11883/DELNP/2015 A
(19) INDIA
(22) Date of filing of Application :29/12/2015
(43) Publication Date : 20/05/2016

(54) Title of the invention : A FOOD OR BEVERAGE PREPARATION MACHINE WITH DETACHABLE BREWING UNIT

(51) International classification :A47J31/06,A47J31/44
(31) Priority Document No :13181420.4
(32) Priority Date :22/08/2013
(33) Name of priority country :EPO
(86) International Application No :PCT/EP2014/067065
Filing Date :08/08/2014
(87) International Publication No :WO 2015/024798
(61) Patent of Addition to Application Number :NA
Filing Date :NA
(62) Divisional to Application Number :NA
Filing Date :NA

(71)**Name of Applicant :**
1)NESTEC S.A.
Address of Applicant :Av. Nestl 55 CH 1800 Vevey Switzerland
(72)**Name of Inventor :**
1)AIT BOUZIAD Youcef
2)AGON Fabien Ludovic
3)PERENTES Alexandre
4)YOAKIM Alfred
5)DUMUR Philippe

(57) Abstract :
The invention concerns a food or beverage preparation machine (1) for preparing a flowable food product or a beverage by mixing a fluid with a precursor ingredient, said machine comprising: - a base (2) having a fluid source, a pump means suitable for conducting said fluid from the source through fluid-conducting pipes to a fluid delivery port (9), and - a functional element (3) detachable from the base (2), comprising connecting means (6, 7, 8) for connecting fluidly to the delivery port of the base (9), characterized in that said base (2) and said detachable functional element (3) both have cooperating magnetic attachment means such that the detachable element and the base can be removably connected with an attracting magnetic effect, and then disconnected by rotating said detachable element relative to said base with a repelling magnetic effect.

No. of Pages : 30 No. of Claims : 12

(12) PATENT APPLICATION PUBLICATION
(19) INDIA
(22) Date of filing of Application :29/12/2015
(21) Application No.11884/DELNP/2015 A
(43) Publication Date : 20/05/2016

(54) Title of the invention : FAT -BASED CONFECTIONERY PRODUCTS

(51) International classification :A23G1/30,A23G1/36,A23G1/44
(31) Priority Document No :13176107.4
(32) Priority Date :11/07/2013
(33) Name of priority country :EPO
(86) International Application No :PCT/EP2014/064204
Filing Date :03/07/2014
(87) International Publication No:WO 2015/004002
(61) Patent of Addition to Application Number :NA
Filing Date :NA
(62) Divisional to Application Number :NA
Filing Date :NA

(71)**Name of Applicant :**
1)NESTEC S.A.
Address of Applicant :Av. Nestl 55 CH 1800 Vevey Switzerland
(72)**Name of Inventor :**
1)CHANDRASEKARAN Shantha Nalur
2)PEARSON Christopher Brian

(57) Abstract :
The invention relates to the use of encapsulated oils for the preparation of fat based confectionery compositions and products, to confectionery products and compositions comprising encapsulated oil and to processes for the preparation thereof. The encapsulated oil comprises a liquid oil encapsulated in an outer shell comprising crosslinked agent and a structuring agent incorporated into the capsule or added externally.

No. of Pages : 33 No. of Claims : 18

(12) PATENT APPLICATION PUBLICATION
(19) INDIA
(22) Date of filing of Application :29/12/2015
(21) Application No.11885/DELNP/2015 A
(43) Publication Date : 20/05/2016

(54) Title of the invention : TURBINE WITH HYDRAULIC VARIABLE PITCH SYSTEM

(51) International classification :F03D7/02,B64C11/38,B63H3/08
(31) Priority Document No :61/835755
(32) Priority Date :17/06/2013
(33) Name of priority country :U.S.A.
(86) International Application No :PCT/US2014/042668
Filing Date :17/06/2014
(87) International Publication No :WO 2014/204918
(61) Patent of Addition to Application Number :NA
Filing Date :NA
(62) Divisional to Application Number :NA
Filing Date :NA

(71)**Name of Applicant :**
1)LOCKHEED MARTIN CORPORATION
Address of Applicant :6801 Rockledge Drive Bethesda Maryland 20817 U.S.A.
(72)**Name of Inventor :**
1)CLARK Richard P.
2)HEINZ Michael F.
3)MORAZZANI Ivette Marie
4)URBAN Braden

(57) Abstract :
A variable pitch system for a water or wind turbine includes a hydraulic system that includes a first hydraulic system (90) and a second, redundant hydraulic system (92) that are completely contained in a nose region of the turbine. The first and second hydraulic systems (90, 92) can each be used during operation on a predetermined operating schedule. In addition, each of the first and second hydraulic systems (90, 92) can also include a pressure relief valve to limit back pressure on the hydraulic system from dynamic loads on the turbine blades. The pitch of all the blades (34) are changed simultaneously using a common linear to rotary actuating mechanism. To aid in cooling, the hydraulic reservoirs (100) for the first and second hydraulic systems (90, 92) can be attached to the front wall of the nose housing (40), and fins (120) can be provided on the exterior of the nose housing (40) at the front end to enhance heat extraction.

No. of Pages : 18 No. of Claims : 7

(12) PATENT APPLICATION PUBLICATION
(19) INDIA
(22) Date of filing of Application :29/12/2015
(21) Application No.11886/DELNP/2015 A
(43) Publication Date : 20/05/2016

(54) Title of the invention : MEDICAL IMAGING SYSTEM HAVING MICROWAVE EMISSION/RECEPTION

(51) International classification :A61B5/05,A61B5/00,G01S13/89
(31) Priority Document No :1355225
(32) Priority Date :06/06/2013
(33) Name of priority country :France
(86) International Application No :PCT/EP2014/061913
Filing Date :06/06/2014
(87) International Publication No :WO 2014/195502
(61) Patent of Addition to Application Number :NA
Filing Date :NA
(62) Divisional to Application Number :NA
Filing Date :NA

(71)**Name of Applicant :**
1)MVG INDUSTRIES
Address of Applicant :17 Avenue De Norv¨ge F 91140 Villebon Sur Yvette France
2)OFFICE NATIONAL DETUDES ET DE RECHERCHES AEROSPATIALES (ONERA)
(72)**Name of Inventor :**
1)CASTELLI Juan Carlos
2)DUCHESNE Luc
3)TESSIER Virginie
4)DURAND Ludovic
5)GARREAU Philippe
6)ADNET Nicolas
7)THI‰BAUT Stphane

(57) Abstract :
The invention relates to a mdical imaging System having microwave emitting antennas and antennas for receiving the electromagnetic field, which are arranged around a space for receiving a human tissue mdium to be observed, and comprising: an array (3) of emitting antennas and an array (4) of receiving antennas, wherein said two arrays (3, 4) are independent, and motors capable of angularly rotating and of translating the emitting array (3) and/or the receiving array (4) relative to the space under observation, in order to enable the scanning thereof.

No. of Pages : 22 No. of Claims : 15

(12) PATENT APPLICATION PUBLICATION
(19) INDIA
(22) Date of filing of Application :29/12/2015
(21) Application No.11887/DELNP/2015 A
(43) Publication Date : 20/05/2016

(54) Title of the invention : A MARINE OIL FORMULATION COMPRISING RESERVATROL OR DERIVATIVES THEREOF FOR USE IN TREATING DELAYING AND/OR PREVENTING ALZHEIMER S DESEASE

(51) International classification :A61K35/60,A23L1/327,A23L2/02
(31) Priority Document No :61/834455
(32) Priority Date :13/06/2013
(33) Name of priority country :U.S.A.
(86) International Application No :PCT/NO2014/050099
Filing Date :13/06/2014
(87) International Publication No :WO 2014/200356
(61) Patent of Addition to Application Number :NA
Filing Date :NA
(62) Divisional to Application Number :NA
Filing Date :NA

(71)**Name of Applicant :**
1)SMARTFISH AS
Address of Applicant :Gaustadalle¨n 21 NO 0349 Oslo Norway
(72)**Name of Inventor :**
1)MATHISEN Janne Sande
2)MATHISEN Henrik

(57) Abstract :
The present invention relates to a formulation comprisingfresh marine oil in an oil-in- water emulsion and resveratrol or derivatives thereoffor use in treating, delaying and/or preventing Alzheimers Diseaseor symptoms associated with Alzheimers Disease including Mild Cognitive Impairment (MCI).

No. of Pages : 38 No. of Claims : 9

(12) PATENT APPLICATION PUBLICATION
(19) INDIA
(22) Date of filing of Application :29/12/2015
(21) Application No.11888/DELNP/2015 A
(43) Publication Date : 20/05/2016

(54) Title of the invention : SOLAR CELL WITH A SILICON HETEROJUNCTION

(51) International classification :H01L31/0747,H01L31/0745
(31) Priority Document No :1355649
(32) Priority Date :17/06/2013
(33) Name of priority country :France
(86) International Application No :PCT/EP2014/062553
Filing Date :16/06/2014
(87) International Publication No :WO 2014/202524
(61) Patent of Addition to Application Number :NA
Filing Date :NA
(62) Divisional to Application Number :NA
Filing Date :NA

(71)**Name of Applicant :**
1)COMMISSARIAT A LENERGIE ATOMIQUE ET AUX ENERGIES ALTERNATIVES
Address of Applicant :25 rue Leblanc Btiment Le Ponant D F 75015 Paris France
(72)**Name of Inventor :**
1)COIGNUS Jean

(57) Abstract :
The invention relates to a solar cell with a silicon heterojunction, successively comprising: a doped crystalline silicon substrate (1); a passivation layer (2a); a layer (2b) of doped amorphous silicon of the opposite type to that of the substrate (1); and a layer (3) of a conductive transparent material; said cell being characterised in that it comprises, between the substrate (1) and the passivation layer (2a), a layer (5) of a crystalline material with a so-called high mobility of minority carriers wherein the mobility (μη) of the minority carriers of substrate (1) is higher than the mobility of said minority carriers in substrate (1). The invention also relates to a method for producing such a solar cell.

No. of Pages : 19 No. of Claims : 20

(12) PATENT APPLICATION PUBLICATION
(19) INDIA
(22) Date of filing of Application :29/12/2015
(21) Application No.11889/DELNP/2015 A
(43) Publication Date : 20/05/2016

(54) Title of the invention : COMPOSITIONS AND METHODS USING CAPSIDS RESISTANT TO HYDROLASES

(51) International classification :A61K9/50
(31) Priority Document No :61/836833
(32) Priority Date :19/06/2013
(33) Name of priority country :U.S.A.
(86) International Application No :PCT/US2014/041111
Filing Date :05/06/2014
(87) International Publication No :WO 2014/204667
(61) Patent of Addition to Application Number :NA
Filing Date :NA
(62) Divisional to Application Number :NA
Filing Date :NA

(71)**Name of Applicant :**
1)APSE LLC
Address of Applicant :4320 Forest Park Avenue Suite 303 St. Louis MO 63108 U.S.A.
(72)**Name of Inventor :**
1)ARHANCET Juan Pedro Humberto
2)ARHANCET Juan P.
3)DELANEY Kimberly
4)HALL Kathleen B.
5)SUMMERS Neena
6)OATES Edward

(57) Abstract :
Novel processes and compositions are described which use viral capsid proteins resistant to hydrolases to prepare virus-like particles to enclose and subsequently isolate and purify target cargo molecules of interest including nucleic acids such as siRNAs and shRNAs, miRNAs, messenger RNAs, small peptides and bioactive molecules.

No. of Pages : 120 No. of Claims : 44

(12) PATENT APPLICATION PUBLICATION
(19) INDIA
(22) Date of filing of Application :28/12/2015
(21) Application No.11837/DELNP/2015 A
(43) Publication Date : 20/05/2016

(54) Title of the invention : METHODS OF PRODUCING OMEGA HYDROXYLATED FATTY ACID DERIVATIVES

(51) International classification :G01N33/92,C12N9/02,C12P7/42
(31) Priority Document No :61/835464
(32) Priority Date :14/06/2013
(33) Name of priority country :U.S.A.
(86) International Application No :PCT/US2014/042594
Filing Date :16/06/2014
(87) International Publication No :WO 2014/201474
(61) Patent of Addition to Application Number :NA
Filing Date :NA
(62) Divisional to Application Number :NA
Filing Date :NA

(71)**Name of Applicant :**
1)REG LIFE SCIENCES LLC
Address of Applicant :600 Gateway Boulevard South San Francisco CA 94080 U.S.A.
(72)**Name of Inventor :**
1)SCHIRMER Andreas W.
2)WANG Haibo
3)DEL CARDAYRE Stephen B.
4)HU Zhihao
5)HOM Louis G.
6)ZHU Baolong
7)CHANG Cindy
8)POPOVA Emanuela E.

(57) Abstract :
The disclosure relates to omega-hydroxylated fatty acid derivatives and methods of producing them. Herein, the disclosure encompasses a novel and environmentally friendly production method that provides omega-hydroxylated fatty acid derivatives at high purity and yield. Further encompassed are recombinant microorganisms that produce omega-hydroxylated fatty acid derivatives through selective fermentation.

No. of Pages : 174 No. of Claims : 52

(12) PATENT APPLICATION PUBLICATION
(21) Application No.11838/DELNP/2015 A
(19) INDIA
(22) Date of filing of Application :28/12/2015
(43) Publication Date : 20/05/2016

(54) Title of the invention : CRYSTALLINE POLYMORPHS OF THE FREE BASE OF 2- HYDROXY -6 -((2- (1- ISOPROPYL -1H- PYRAZOL -5 -YL)PYRIDIN- 3- YL)METHOXY)BENZALDEHYDE

(51) International classification :A61K31/4439
(31) Priority Document No :61/937393
(32) Priority Date :07/02/2014
(33) Name of priority country :U.S.A.
(86) International Application No :PCT/US2015/014589
Filing Date :05/02/2015
(87) International Publication No :WO 2015/120133
(61) Patent of Addition to Application Number :NA
Filing Date :NA
(62) Divisional to Application Number :NA
Filing Date :NA

(71)**Name of Applicant :**
1)GLOBAL BLOOD THERAPEUTICS INC.
Address of Applicant :400 East Jamie Court Suite 101 South San Francisco California 94080 U.S.A.
(72)**Name of Inventor :**
1)LI Zhe

(57) Abstract :
Disclosed are crystalline free base ansolvate forms of 2-hydroxy-6-((2(lisopropyl-1H-pyrazol-5-yl)pyridin-3-yl)methoxy)benzaldehyde (or Compound 1), such as the free base Form I, Form II and Material N.Also disclosed are crystalline free base solvates of 2-hydroxy-6-((2-(l-isopropyl- lHpyrazol-5-yl)pyridin-3-yl)mefhoxy)benzaldehyde (or Compound 1).

No. of Pages : 88 No. of Claims : 19

(12) PATENT APPLICATION PUBLICATION
(19) INDIA
(22) Date of filing of Application :28/12/2015
(21) Application No.11839/DELNP/2015 A
(43) Publication Date : 20/05/2016

(54) Title of the invention : CONNECTION SYSTEM OF PIPING

(51) International classification :F16L21/08,F16L25/00
(31) Priority Document No :BS2013A000107
(32) Priority Date :19/07/2013
(33) Name of priority country :Italy
(86) International Application No :PCT/IB2014/063035
Filing Date :11/07/2014
(87) International Publication No :WO 2015/008203
(61) Patent of Addition to Application Number :NA
Filing Date :NA
(62) Divisional to Application Number :NA
Filing Date :NA

(71)**Name of Applicant :**
1)TESEO S.R.L.
Address of Applicant :Via degli Oleandri 1 I 25015 Desenzano del Garda BRESCIA Italy
(72)**Name of Inventor :**
1)GUZZONI Paolo

(57) Abstract :
A connection system (1) of piping (500) for distribution systems of pressurised or depressurised fluids. The system comprising: - a connection joint (10) having an insertion portion (11) insertable in the piping (500) so as to seal it and a retention portion (12), projecting therefrom when the joint (10) is inserted therein; - retention means (20) suitable to longitudinally retain the connection joint (10) to the piping (500), said retention means (20) comprising: i) a retention element (30) which engages the retention portion (12) for constraining the joint (10) longitudinally; and ii) clamping means (40) adapted to exert a clamping force to lock the retention element (30) to the piping (500).

No. of Pages : 25 No. of Claims : 16

(12) PATENT APPLICATION PUBLICATION
(19) INDIA
(22) Date of filing of Application :28/12/2015
(21) Application No.11840/DELNP/2015 A
(43) Publication Date : 20/05/2016

(54) Title of the invention : COLD ROLLED STEEL SHEET METHOD OF MANUFACTURING AND VEHICLE

(51) International classification :C21D8/04,C21D9/46,C21D9/48
(31) Priority Document No :PCT/IB13/001436
(32) Priority Date :04/07/2013
(33) Name of priority country :
(86) International Application No:PCT/IB2014/001258
Filing Date :03/07/2014
(87) International Publication No :WO 2015/001414
(61) Patent of Addition to Application Number :NA
Filing Date :NA
(62) Divisional to Application Number :NA
Filing Date :NA

(71)**Name of Applicant :**
1)ARCELORMITTAL INVESTIGACIN Y DESARROLLO SL
Address of Applicant :CL/Chavarri 6 E 48910 Sestao Bizkaia Spain
(72)**Name of Inventor :**
1)DEL FRATE Franco
2)MATAIGNE Jean Michel
3)STAUDTE Jonas
4)PERLADE Astrid
5)ZUAZO RODRIGUEZ Ian Alberto

(57) Abstract :
The invention deals with a cold rolled and hot dip coated steel sheet presenting a tensile strength above 1000 - 50xAIMPa, a uniform elongation above 15% and a low density. The steel comprises, by weight percent: 0.1 ≤C ≤ 0.5%,3.5≤ Mn ≤10.0%, 0 ≤ Al ≤ 9.0%, Si ≤ 5.0%, Ti ≤ 0.2%, V ≤ 0.2%, Nb ≤0.2%,S ≤ 0.004 %,P ≤ 0.025 %,0.5 ≤ Si+AI ≤ 9.0%, B ≤ 0.0035, Cr ≤ 1%, The balance being Fe and impurities and the micro structure containing 25% to 90% of ferrite, 10% to 50 % of austenite, kappa precipitates lower than 5% and martensite lower than 25%. The steel according to the invention presents the ability to be coated using total oxidation.

No. of Pages : 38 No. of Claims : 26

(12) PATENT APPLICATION PUBLICATION
(19) INDIA
(22) Date of filing of Application :28/12/2015
(21) Application No.11841/DELNP/2015 A
(43) Publication Date : 20/05/2016

(54) Title of the invention : PROCESSES OF MAKING AND CRYSTALLINE FORMS OF A MDM2 INHIBITOR

(51) International classification :C07D211/76,A61K31/45,A61P35/00
(31) Priority Document No :61/833196
(32) Priority Date :10/06/2013
(33) Name of priority country :U.S.A.
(86) International Application No :PCT/US2014/041594
Filing Date :09/06/2014
(87) International Publication No :WO 2014/200937
(61) Patent of Addition to Application Number :NA
Filing Date :NA
(62) Divisional to Application Number :NA
Filing Date :NA

(71)**Name of Applicant :**
1)AMGEN INC.
Address of Applicant :One Amgen Center Drive Thousand Oaks CA 91320 1799 U.S.A.
(72)**Name of Inventor :**
1)BIO Matthew
2)CAILLE Sebastien
3)COCHRAN Brian
4)FANG Yuanqing
5)FOX Brian M.
6)LUCAS Brian S.
7)MCGEE Lawrence R.
8)VOUNATSOS Filisaty
9)WIEDEMANN Sean
10)WORTMAN Sarah

(57) Abstract :
The present invention provides processes for making 2-((3R,5R,6S)-5-(3- chlorophenyl)6(4-chlorophenyl)-l-((S)-l-(isopropylsulfonyl)-3-methylbutan-2-yl)-3- methyl-2-oxopiperidin 3-yl)acetic acid as well as intermediates and processes for making the intermediates. Also provided are crystalline forms of the compound and the intermediates.

No. of Pages : 117 No. of Claims : 38

(12) PATENT APPLICATION PUBLICATION
(21) Application No.1235/DELNP/2014 A
(19) INDIA
(22) Date of filing of Application :19/02/2014
(43) Publication Date : 20/05/2016

(54) Title of the invention : SURFACE-TREATED HOT-DIPPED STEEL MATERIAL

(51) International classification :C23C2/12,B32B15/08,C22C18/04
(31) Priority Document No :2011182916
(32) Priority Date :24/08/2011
(33) Name of priority country :Japan
(86) International Application No :PCT/JP2012/071444
Filing Date :24/08/2012
(87) International Publication No :WO 2013/027827
(61) Patent of Addition to Application Number :NA
Filing Date :NA
(62) Divisional to Application Number :NA
Filing Date :NA

(71)**Name of Applicant :**
1)NIPPON STEEL & SUMITOMO METAL CORPORATION
Address of Applicant :6 1 Marunouchi 2 chome Chiyoda ku Tokyo 1008071 Japan
(72)**Name of Inventor :**
1)MORISHITA Atsushi
2)SHIMODA Nobuyuki
3)KIMATA Yoshio
4)MORIMOTO Yasuhide
5)SUEMUNE Yoshihiro
6)OOHASHI Tooru
7)INADA Kenji

(57) Abstract :
A surface treated hot dipped steel material comprises a steel material and a coating material formed on the surface of the steel material wherein the coating material comprises a plating layer and a coating film formed on the surface of the plating layer and comprising an organic resin in this order when observed from the steel material side the plating layer contains Al Zn Si and Mg as constituent elements the Al content and the Mg content in the plating layer are 25 to 75 mass% and 0.1 to 10 mass% respectively the plating layer contains 0.2 to 15 vol% of an Si Mg phase the ratio of the content of Mg in the Si Mg phase to the total content of Mg in the plating layer is 3 to 100% inclusive by mass and the organic resin is crosslinked with at least one component selected from a silane coupling agent a crosslinkable zirconium compound a crosslinkable titanium compound an epoxy compound and an amino resin.

No. of Pages : 144 No. of Claims : 11

(12) PATENT APPLICATION PUBLICATION
(19) INDIA
(22) Date of filing of Application :23/12/2013
(21) Application No.11068/DELNP/2013 A
(43) Publication Date : 20/05/2016

(54) Title of the invention : SCREEN PRINTING SYSTEM FOR A PHOTOVOLTAIC CELL AND RELATED METHODS

(51) International classification :B41F15/36,H05K3/12
(31) Priority Document No :1155923
(32) Priority Date :01/07/2011
(33) Name of priority country :France
(86) International Application No :PCT/EP2012/062339
Filing Date :26/06/2012
(87) International Publication No :WO 2013/004550
(61) Patent of Addition to Application Number :NA
Filing Date :NA
(62) Divisional to Application Number :NA
Filing Date :NA

(71)**Name of Applicant :**
1)COMMISSARIAT A LENERGIE ATOMIQUE ET AUX ENERGIES ALTERNATIVES
Address of Applicant :25 rue Leblanc Btiment le Ponant D F 75015 Paris France
(72)**Name of Inventor :**
1)BETTINELLI Armand

(57) Abstract :
The invention relates to a screen printing system including a metal stencil (12) and a web (15) attached onto the entire periphery of said metal stencil (12) so as to form a trampoline assembly characterized in that the web (15) attached to the metal stencil (12) has at least one free end for reducing or suppressing deformation caused by a squeegee (20).

No. of Pages : 20 No. of Claims : 15

(12) PATENT APPLICATION PUBLICATION
(19) INDIA
(22) Date of filing of Application :23/12/2013
(21) Application No.11069/DELNP/2013 A
(43) Publication Date : 20/05/2016

(54) Title of the invention : METHOD AND APPARATUS FOR CONTROLLING ENERGY SERVICES BASED ON MARKET DATA

(51) International classification :H02J3/12
(31) Priority Document No :61/499053
(32) Priority Date :20/06/2011
(33) Name of priority country :U.S.A.
(86) International Application No :PCT/US2012/043143
Filing Date :19/06/2012
(87) International Publication No :WO 2012/177636
(61) Patent of Addition to Application Number :NA
Filing Date :NA
(62) Divisional to Application Number :NA
Filing Date :NA

(71)**Name of Applicant :**
1)THE AES CORPORATION
Address of Applicant :4300 Wilson Boulevard Arlington Virginia 22203 U.S.A.
(72)**Name of Inventor :**
1)SHELTON John Christopher
2)GEINZER Jay Craig
3)GALURA Brett Lance
4)JEFFERSON Isaiah Dallas Jr.

(57) Abstract :
Apparatus systems computer readable media and methods for controlling power realized by energy service equipment based on market data are disclosed. A method simulates execution of control models as simulation results; selects one of the control models during a first period; and controls operation of the energy services equipment in a second period using the selected control model. According to an exemplary apparatus each control model is based on a set of changing market data and controls operation of energy service equipment. A system controls power realized from different energy service equipment using market data. The system includes a model processor that simulates execution of model sets using market data to generate a simulation result; a model selector that selects a model of each set based on simulation results; and a processor that controls operation of the different energy service equipment using the selected model of each respective model set.

No. of Pages : 38 No. of Claims : 29

(12) PATENT APPLICATION PUBLICATION
(19) INDIA
(22) Date of filing of Application :30/12/2013
(21) Application No.11309/DELNP/2013 A
(43) Publication Date : 20/05/2016

(54) Title of the invention : BIODEGRADABLE ENDOPROSTHESES AND METHODS FOR THEIR FABRICATION

(51) International classification :A61F2/06
(31) Priority Document No :61/503406
(32) Priority Date :30/06/2011
(33) Name of priority country :U.S.A.
(86) International Application No :PCT/US2012/044736
Filing Date :28/06/2012
(87) International Publication No :WO 2013/003644
(61) Patent of Addition to Application Number :NA
Filing Date :NA
(62) Divisional to Application Number :NA
Filing Date :NA

(71)**Name of Applicant :**
1)ELIXIR MEDICAL CORPORATION
Address of Applicant :870 Hermosa Drive Sunnyvale CA 94085 U.S.A.
(72)**Name of Inventor :**
1)ZHENG Xiaoxia
2)YAN John
3)BHAT Vinayak

(57) Abstract :
The disclosure provides biodegradable implantable devices such as a stent comprising a biodegradable polymeric wherein the polymeric material is treated to control crystallinity and/or Tg. The stent is capable to expand at body temperature from a crimped configuration to a deployed diameter and have sufficient strength to support a body lumen.

No. of Pages : 314 No. of Claims : 171

(12) PATENT APPLICATION PUBLICATION
(19) INDIA
(22) Date of filing of Application :30/12/2013
(21) Application No.11310/DELNP/2013 A
(43) Publication Date : 20/05/2016

(54) Title of the invention : STORAGE GATEWAY ACTIVATION PROCESS

(51) International classification :G06F7/04,G06F15/16
(31) Priority Document No :13/174513
(32) Priority Date :30/06/2011
(33) Name of priority country :U.S.A.
(86) International Application No :PCT/US2012/044885
Filing Date :29/06/2012
(87) International Publication No :WO 2013/003701
(61) Patent of Addition to Application Number :NA
Filing Date :NA
(62) Divisional to Application Number :NA
Filing Date :NA

(71)**Name of Applicant :**
1)AMAZON TECHNOLOGIES INC.
Address of Applicant :P.O. Box 8102 Reno Nevada 89507 U.S.A.
(72)**Name of Inventor :**
1)SORENSON III James Christopher
2)LIN Yun
3)SALYERS David C.
4)KHETRAPAL Ankur
5)CAVAGE Mark J.

(57) Abstract :
Methods, apparatus, and computer-accessible storage media for activating a gateway to a remote service provider. The gateway serves as an interface between processes on a customer network and the provider, for example to store customer data to a remote data store. A gateway sends a public key and metadata describing the gateway to the provider. The gateway receives an activation key from the provider and exposes the activation key on the customer network. The customer obtains the key and communicates to the provider using the key to provide customer information including a name for the gateway and to authorize registration of the gateway. The provider provides the customer information to the gateway. The gateway requests security credentials from the provider using the customer information and the key. The provider sends a security credential to the gateway. The gateway may then obtain configuration information from the customer via the provider.

No. of Pages : 94 No. of Claims : 15

(12) PATENT APPLICATION PUBLICATION
(19) INDIA
(22) Date of filing of Application :20/02/2014
(21) Application No.1284/DELNP/2014 A
(43) Publication Date : 20/05/2016

(54) Title of the invention : PHOTOVOLTAIC THERMAL COLLECTOR APPARATUS

(51) International classification :H01L31/052
(31) Priority Document No :PI2011003877
(32) Priority Date :18/08/2011
(33) Name of priority country :Malaysia
(86) International Application No :PCT/MY2012/000229
Filing Date :13/08/2012
(87) International Publication No :WO 2013/025094
(61) Patent of Addition to Application Number :NA
Filing Date :NA
(62) Divisional to Application Number :NA
Filing Date :NA

(71)**Name of Applicant :**
1)SIRIM BERHAD
Address of Applicant :No.1 Persiaran Dato Menteri Section 2 40000 Shah Alam Selangor Malaysia
(72)**Name of Inventor :**
1)HUSSAIN Faridah
2)ANUAR Zulkhairi
3)OTHMAN Mohd. Yusof

(57) Abstract :
There is disclosed a photovoltaic thermal collector apparatus (1) comprising of a heat exchanger module (15) a mono crystalline silicon solar cell photovoltaic module (16) a blower (11) a ducting (13) to provide path for air flow and a variable voltage regulator (113) for controlling the speed of the blower (11). The heat exchanger module (15) is formed having a cross sectional honeycomb structure with an inlet (14) and outlet (17) for air flow.

No. of Pages : 20 No. of Claims : 11

(12) PATENT APPLICATION PUBLICATION
(19) INDIA
(22) Date of filing of Application :10/12/2013

(21) Application No.10595/DELNP/2013 A
(43) Publication Date : 20/05/2016

(54) Title of the invention : MEDICAMENT INFUSION SYSTEMS AND FITTING THEREFOR

(51) International classification :A61M5/142,A61M39/10,A61M39/08
(31) Priority Document No :61/457879
(32) Priority Date :27/06/2011
(33) Name of priority country :U.S.A.
(86) International Application No :PCT/US2012/042918
Filing Date :18/06/2012
(87) International Publication No :WO 2013/003089
(61) Patent of Addition to Application Number :NA
Filing Date :NA
(62) Divisional to Application Number :NA
Filing Date :NA

(71)**Name of Applicant :**
1)SMITHS MEDICAL ASD INC.
Address of Applicant :160 Weymouth Street Rockland MA 02370 U.S.A.
(72)**Name of Inventor :**
1)ROBERT Renee
2)AMBORN Chad
3)CLARK Geoff

(57) Abstract :
A drug delivery system has a fluid store that has a first tubing having an outlet fitted with a connector of a given configuration that prevents the connector from being coupled to a conventional counterpart connector. The system further has a tube retaining device that has a catheter extending out of one of its ends and an inlet connector at its other end that has a configuration complementary to the configuration of the outlet connector of the first tubing so that the first tubing may be matingly connected to the tube retaining device to establish a through fluid path from the first tubing to the catheter. A one way valve may be provided to the tubing to prevent fluid from flowing backwards into the tubing. A fitting that enables the inventive system to be used with conventional IV stores and syringes is also disclosed.

No. of Pages : 44 No. of Claims : 16

(12) PATENT APPLICATION PUBLICATION
(21) Application No.11287/DELNP/2013 A
(19) INDIA
(22) Date of filing of Application :30/12/2013
(43) Publication Date : 20/05/2016

(54) Title of the invention : TRANSMISSION SYSTEM ROUTING CONTROL DEVICE AND METHOD FOR CONTROLLING ROUTING

(51) International classification :H04M3/00
(31) Priority Document No :2011158299
(32) Priority Date :19/07/2011
(33) Name of priority country :Japan
(86) International Application No :PCT/JP2012/004592
Filing Date :19/07/2012
(87) International Publication No :WO 2013/011689
(61) Patent of Addition to Application Number :NA
Filing Date :NA
(62) Divisional to Application Number :NA
Filing Date :NA

(71)**Name of Applicant :**
1)NEC Corporation
Address of Applicant :7 1 Shiba 5 chome Minato ku Tokyo 1088001 Japan
(72)**Name of Inventor :**
1)NAKADA Tatsuhiro

(57) Abstract :
A first terminal side routing control device (13) is provided between a first communication network (21) and a first communication terminal (11) and a second terminal side routing control device (15) is provided between a second communication network (22) and a second communication terminal (12). The first terminal side routing control device (13) includes a first routing information setting unit (14) which adds to the data received from the first communication terminal (11) information for identifying a routing control device (33) provided on one side of a long distance transmission path (23) as a routing device. The second terminal side routing control device (15) includes a second routing information setting unit (16) which adds to the data received from the second communication terminal (12) information for identifying a routing control device (34) provided on the other side of the long distance transmission path (23) as a routing device.

No. of Pages : 37 No. of Claims : 9

(12) PATENT APPLICATION PUBLICATION
(19) INDIA
(22) Date of filing of Application :30/12/2013
(21) Application No.11288/DELNP/2013 A
(43) Publication Date : 20/05/2016

(54) Title of the invention : SWEET FLAVOR MODIFIER

(51) International classification :C07D215/42,C07D403/12,C07D405/12
(31) Priority Document No :61/522806
(32) Priority Date :12/08/2011
(33) Name of priority country :U.S.A.
(86) International Application No :PCT/US2012/050461
Filing Date :10/08/2012
(87) International Publication No :WO 2013/025560
(61) Patent of Addition to Application Number :NA
Filing Date :NA
(62) Divisional to Application Number :NA
Filing Date :NA

(71)**Name of Applicant :**
1)SENOMYX INC.
Address of Applicant :4767 Nexus Centre Drive San Diego California 92121 U.S.A.
(72)**Name of Inventor :**
1)TACHDJIAN Catherine
2)TANG Xiao Qing
3)KARANEWSKY Donald S.
4)SERVANT Guy
5)LI Xiaodong
6)ZHANG Feng
7)CHEN Qing
8)ZHANG Hong
9)DAVIS Timothy
10)DARMOHUSODO Vincent
11)WONG Melissa
12)SELCHAU Victor

(57) Abstract :
The present invention includes compounds having structural formula (I) or salts or solvates thereof. These compounds are useful as sweet flavor modifiers. The present invention also includes compositions comprising the present compounds and methods of enhancing the sweet taste of compositions.

No. of Pages : 108 No. of Claims : 28

(12) PATENT APPLICATION PUBLICATION
(21) Application No.1282/DELNP/2014 A
(19) INDIA
(22) Date of filing of Application :20/02/2014
(43) Publication Date : 20/05/2016

(54) Title of the invention : TREATMENT OF MULTIPLE SCLEROSIS WITH COMBINATION OF LAQUINIMOD AND INTERFERON BETA

(51) International classification :A01N43/42,A61K31/47
(31) Priority Document No :61/512817
(32) Priority Date :28/07/2011
(33) Name of priority country :U.S.A.
(86) International Application No :PCT/US2012/048689
Filing Date :27/07/2012
(87) International Publication No :WO 2013/016686
(61) Patent of Addition to Application Number :NA
Filing Date :NA
(62) Divisional to Application Number :NA
Filing Date :NA

(71)**Name of Applicant :**
1)TEVA PHARMACEUTICAL INDUSTRIES LTD.
Address of Applicant :5 Basel Street P.O. Box 3190 49131 Petach Tikva Israel
(72)**Name of Inventor :**
1)GILGUN Yossi
2)TARCIC Nora

(57) Abstract :
This invention provides a method of treating a patient afflicted with multiple sclerosis or presenting a clinically isolated syndrome comprising administering to the patient laquinimod as an add on therapy to or in combination with interferon . This invention also provides a package and a pharmaceutical composition comprising laquinimod and interferon for treating a patient afflicted with multiple sclerosis or presenting a clinically isolated syndrome. This invention also provides laquinimod for use as an add on therapy or in combination with interferon in treating a patient afflicted with multiple sclerosis or presenting a clinically isolated syndrome. This invention further provides use of laquinimod and interferon in the preparation of a combination for treating a patient afflicted with multiple sclerosis or presenting a clinically isolated syndrome.

No. of Pages : 66 No. of Claims : 45

(12) PATENT APPLICATION PUBLICATION
(19) INDIA
(22) Date of filing of Application :21/02/2014
(21) Application No.1347/DELNP/2014 A
(43) Publication Date : 20/05/2016

(54) Title of the invention : APPARATUS METHOD AND ARTICLE FOR PHYSICAL SECURITY OF POWER STORAGE DEVICES IN VEHICLES

(51) International classification :H02J7/00,B60L11/18,B60W20/00
(31) Priority Document No :61/511900
(32) Priority Date :26/07/2011
(33) Name of priority country :U.S.A.
(86) International Application No :PCT/US2012/048366
Filing Date :26/07/2012
(87) International Publication No :WO 2013/016554
(61) Patent of Addition to Application Number :NA
Filing Date :NA
(62) Divisional to Application Number :NA
Filing Date :NA

(71)**Name of Applicant :**
1)GOGORO INC.
Address of Applicant :Walker House 87 Mary Street George Town Grand Cayman KY1 9005 Cayman Island
(72)**Name of Inventor :**
1)TAYLOR Matthew Whiting
2)WU Yi Tsung
3)LUKE Hok Sum Horace
4)HUNG Huang Cheng

(57) Abstract :
A network of collection charging and distribution machines collect charge and distribute portable electrical energy storage devices (e.g. batteries supercapacitors or ultracapacitors). To avoid theft and tampering of the portable electrical energy storage devices by default each portable electrical energy storage device is locked in and operably connected to the vehicle to which it provides power unless the vehicle comes within the vicinity of a collection charging and distribution machine or other authorized external device such as that in a service center. Once within the vicinity of a collection charging and distribution machine or other authorized external device a locking mechanism in the vehicle or within the portable electrical energy storage device unlocks and allows the portable electrical energy storage device to be exchanged or serviced.

No. of Pages : 59 No. of Claims : 22

(12) PATENT APPLICATION PUBLICATION
(19) INDIA
(22) Date of filing of Application :21/02/2014
(21) Application No.1348/DELNP/2014 A
(43) Publication Date : 20/05/2016

(54) Title of the invention : APPARATUS METHOD AND ARTICLE FOR REDISTRIBUTING POWER STORAGE DEVICES SUCH AS BATTERIES BETWEEN COLLECTION CHARGING AND DISTRIBUTION MACHINES

(51) International classification :H02J7/04,H01M10/46
(31) Priority Document No :61/511900
(32) Priority Date :26/07/2011
(33) Name of priority country :U.S.A.
(86) International Application No :PCT/US2012/048367
Filing Date :26/07/2012
(87) International Publication No :WO 2013/016555
(61) Patent of Addition to Application Number :NA
Filing Date :NA
(62) Divisional to Application Number :NA
Filing Date :NA

(71)**Name of Applicant :**
1)GOGORO INC.
Address of Applicant :Walker House 87 Mary Street George Town Grand Cayman KY1 9005 Cayman Island
(72)**Name of Inventor :**
1)LUKE Hok Sum Horace
2)TAYLOR Matthew Whiting

(57) Abstract :
A network of collection charging and distribution machines collect charge and distribute portable electrical energy storage devices (e.g. batteries supercapacitors or ultracapacitors). To charge the machines employ electrical current from an external source such as the electrical grid or an electrical service of an installation location. As demand at individual collection charging and distribution machines increases or decreases relative to other collection charging and distribution machines a distribution management system initiates redistribution of portable electrical energy storage devices from one collection charging and distribution machine to another collection charging and distribution machine in an expeditious manner. Also redeemable incentives are offered to users to return or exchange their portable electrical energy storage devices at selected collection charging and distribution machines within the network to effect the redistribution.

No. of Pages : 65 No. of Claims : 31

(12) PATENT APPLICATION PUBLICATION
(19) INDIA
(22) Date of filing of Application :25/02/2014
(21) Application No.1411/DELNP/2014 A
(43) Publication Date : 20/05/2016

(54) Title of the invention : DIGITAL ERROR CORRECTION

(51) International classification :G06F11/10
(31) Priority Document No :1114831.9
(32) Priority Date :26/08/2011
(33) Name of priority country :U.K.
(86) International Application No :PCT/GB2012/051953
Filing Date :10/08/2012
(87) International Publication No :WO 2013/030528
(61) Patent of Addition to Application Number :NA
Filing Date :NA
(62) Divisional to Application Number :NA
Filing Date :NA

(71)**Name of Applicant :**
1)OXFORD BROOKES UNIVERSITY
Address of Applicant :Gipsy Lane Campus Headington Oxford Oxfordshire OX3 0BP U.K.
(72)**Name of Inventor :**
1)POOLAKKAPARAMBIL Mahesh
2)JABIR Abusaleh
3)MATHEW Jimson
4)PRADHAN Dhiraj K.

(57) Abstract :
An error correcting circuit comprises: a component arranged to generate a first output from a first input and a second input; an error detector arranged to generate an error flag indicative of whether or not it has detected an error in the first output based on the first output the first input and the second input; a correction generator suitable for generating a correcting output after a first time period beginning with a timing event based on the first output the first input and the second input; and an output generator arranged to generate an output of the error correcting circuit after a second time period beginning with the timing event. If the error flag indicates that an error has been detected in the first output then the second time period may be longer than the first time period otherwise the second time period may be not longer than the first time period. If the error flag indicates that an error has been detected in the first output then the output of the error correcting circuit may comprise a combination of the first output and the correcting output whereby the error detected in the first output is corrected otherwise the output of the error correcting circuit may correspond directly to the first output.

No. of Pages : 43 No. of Claims : 27

(12) PATENT APPLICATION PUBLICATION
(19) INDIA
(22) Date of filing of Application :29/12/2015
(21) Application No.11856/DELNP/2015 A
(43) Publication Date : 20/05/2016

(54) Title of the invention : NOVEL SALT OF 3-[(3-{[4-(4-MORPHOLINYLMETHYL)-lH-PYRROL-2-YL]METHYLENE}-2-OXO-2,3-DIHYDRO-lH-fNDOL- 5-YL)METHYL]-l,3-THIAZOLIDINE-2,4-DIONE, PREPARATION THEREOF AND FORMULATIONS CONTAINfNG SAME

(51) International classification :C07D417/14,A61K31/5377,A61K31/4025
(31) Priority Document No :13/56870
(32) Priority Date :12/07/2013
(33) Name of priority country :France
(86) International Application No :PCT/FR2014/051783
Filing Date :11/07/2014
(87) International Publication No :WO 2015/004395
(61) Patent of Addition to Application Number :NA
Filing Date :NA
(62) Divisional to Application Number :NA
Filing Date :NA

(71)**Name of Applicant :**
1)LES LABORATOIRES SERVIER
Address of Applicant :35 rue de Verdun F 92284 Suresnes France
(72)**Name of Inventor :**
1)LE FLOHIC Alexandre
2)GUIDOTTI Jr´me
3)LETELLIER Philippe

(57) Abstract :
The invention relates to a novel sait of 3-[(3-{[4-(4-morpholinylmethyl)-lH-pyrrol-2-yl]methylene}-2-oxo-2,3-dihydro- lH-indol-5-yl)methyl]-l,3-thiazolidine-2,4-dione methanesulfbnate having formula (II).

No. of Pages : 14 No. of Claims : 14

(12) PATENT APPLICATION PUBLICATION
(21) Application No.11857/DELNP/2015 A
(19) INDIA
(22) Date of filing of Application :29/12/2015
(43) Publication Date : 20/05/2016

(54) Title of the invention : DEVICE AND METHOD FOR OPERATING FUNCTIONAL UNITS ARRANGED IN A DECENTRALIZED MANNER

(51) International classification :B61L27/00,B61L19/06
(31) Priority Document No :13174634.9
(32) Priority Date :02/07/2013
(33) Name of priority country :EPO
(86) International Application No :PCT/EP2014/063358
Filing Date :25/06/2014
(87) International Publication No :WO 2015/000757
(61) Patent of Addition to Application Number :NA
Filing Date :NA
(62) Divisional to Application Number :NA
Filing Date :NA

(71)**Name of Applicant :**
1)SIEMENS SCHWEIZ AG
Address of Applicant :Freilagerstrasse 40 CH 8047 Z¼rich Switzerland
(72)**Name of Inventor :**
1)REICHLIN Anton

(57) Abstract :
The invention relates to a device (E) and a method for operating decentralized functional units (DFE, EC) arranged in an industrial system, comprising: a) a higher-level control System (30) which exchanges information with the decentralized functional units (DFE) by means of data telegrams (DT), b) a data transport network (TN) with a number or network access points (2 to 16), said higher-level control System (30) being coupled to the data transport network (TN) via at least one network access point(2, 4); c) communication units (18 to 28) which are connected to a network access point (6 to 16) and provide the decentralized functional units with access to the data transport network (TN); d) an energy transport network to which the decentralized functional units (DFE) are connected and which supplies electric energy to the decentralized functional units (DFE); e) a number of intelligent energy stores which are connected to the energy transport network (ETN) and which consume energy and/or Output energy in accordance with the higher-level control System and or with at least one of the remaining energy stores, said energy transport network (ETN) having energy supply points (FEK) which are distributed along a bus structure of the energy transport network, wherein selectively one of at least two independent energy backbones can supply corresponding electric power to the supply points.

No. of Pages : 35 No. of Claims : 16

(12) PATENT APPLICATION PUBLICATION
(19) INDIA
(22) Date of filing of Application :29/12/2015
(21) Application No.11858/DELNP/2015 A
(43) Publication Date : 20/05/2016

(54) Title of the invention : ENHANCER OF ZESTE HOMOLOG 2 INHIBITORS

(51) International classification	:C07D409/14,A61K31/4436,A61P35/00
(31) Priority Document No	:61/844540
(32) Priority Date	:10/07/2013
(33) Name of priority country	:U.S.A.
(86) International Application No	:PCT/IB2014/062983
Filing Date	:09/07/2014
(87) International Publication No	:WO 2015/004618
(61) Patent of Addition to Application Number	:NA
Filing Date	:NA
(62) Divisional to Application Number	:NA
Filing Date	:NA

(71)**Name of Applicant :**
1)GLAXOSMITHKLINE INTELLECTUAL PROPERTY (NO.2) LIMITED
Address of Applicant :980 Great West Road Brentford Middlesex TW89GS U.K.
(72)**Name of Inventor :**
1)BURGESS Joelle Lorraine
2)KNIGHT Steven David

(57) Abstract :
This invention relates to novel compounds according to Formula (I) which are inhibitors of Enhancer of Zeste Homolog 2 (EZH2), to pharmaceutical compositions containing them, to processes for their preparation, and to their use in therapy for the treatment of cancers.

No. of Pages : 81 No. of Claims : 33

(12) PATENT APPLICATION PUBLICATION
(19) INDIA
(22) Date of filing of Application :29/12/2015
(21) Application No.11859/DELNP/2015 A
(43) Publication Date : 20/05/2016

(54) Title of the invention : A METHOD OF FREEZE DRYING ENCAPSULATED CELLS FREEZE DRIED ENCAPSULATED CELLS COMPOSITIONS CONTAINING FREEZE DRIED ENCAPSULATED CELLS AND USES OF SUCH CELLS AND COMPOSITIONS

(51) International classification :A01N1/02,C12N1/04,A61K35/74
(31) Priority Document No :13174681.0
(32) Priority Date :02/07/2013
(33) Name of priority country :EPO
(86) International Application No :PCT/EP2014/064087
Filing Date :02/07/2014
(87) International Publication No :WO 2015/000972
(61) Patent of Addition to Application Number :NA
Filing Date :NA
(62) Divisional to Application Number :NA
Filing Date :NA

(71)**Name of Applicant :**
1)SG AUSTRIANOVA SINGAPORE PTE LTD.
Address of Applicant :20 Biopolis Way #05 518 Centros 138668 Singapore
2)GUENZBURG, Walter H.
(72)**Name of Inventor :**
1)SALMONS Brian
2)DANGERFIELD John A.
3)GUENZBURG Walter H.

(57) Abstract :
The disclosure provides a method of freeze-drying encapsulated cells, the method comprising at least two consecutive incubation steps, wherein the encapsulated cells are incubated in each incubation step in an incubation solution containing cryoprotectant over a suitable period of time, wherein the concentration of cryoprotectant in the incubation solution is increased with each subsequent incubation step. The disclosure also provides freeze dried cells that are obtained by this method as well as various uses of these cells as pharmaceutical, food additive or additive in cosmetics. The disclosure also provides a composition that contains skim milk, glycerol and a carbohydrate.

No. of Pages : 41 No. of Claims : 55

(12) PATENT APPLICATION PUBLICATION
(19) INDIA
(22) Date of filing of Application :28/02/2014
(21) Application No.1556/DELNP/2014 A
(43) Publication Date : 20/05/2016

(54) Title of the invention : COMMUNICATION TERMINAL, COMMUNICATION METHOD, COMMUNICATION SYSTEM, AND PROGRAM

(51) International classification :H04W76/02,H04W12/08,H04W36/14
(31) Priority Document No :2011190294
(32) Priority Date :01/09/2011
(33) Name of priority country :Japan
(86) International Application No :PCT/JP2012/005524
Filing Date :31/08/2012
(87) International Publication No :WO 2013/031233
(61) Patent of Addition to Application Number :NA
Filing Date :NA
(62) Divisional to Application Number :NA
Filing Date :NA

(71)**Name of Applicant :**
1)NEC CORPORATION
Address of Applicant :7 1 Shiba 5 chome Minato ku Tokyo 1088001 Japan
(72)**Name of Inventor :**
1)AKIYOSHI Ippei
2)MIZUKOSHI Yasuhiro
3)ITOH Nobuhiko

(57) Abstract :
A communication terminal communicating with a network including a control apparatus that generates a processing rule defining a packet processing method the communication terminal comprises: request means that requests an address of the control apparatus when requesting for establishing a connection to the network; communication means that establishes a communication channel to the control apparatus based on an address acquired by the address request; and processing means that processes a packet based on a processing rule transmitted by the control apparatus via the communication channel. The communication terminal makes it possible to establish a communication channel between a control apparatus that centrally controls a network and a communication terminal even when the communication terminal changes the network it accesses.

No. of Pages : 46 No. of Claims : 28

(12) PATENT APPLICATION PUBLICATION
(19) INDIA
(22) Date of filing of Application :21/11/2013
(21) Application No.10016/DELNP/2013 A
(43) Publication Date : 20/05/2016

(54) Title of the invention : A FOAM COMPOSITION AND ITS USES THEREOF

(51) International classification	:C08G18/18,A47C7/00,A47C27/00
(31) Priority Document No	:1108044.7
(32) Priority Date	:13/05/2011
(33) Name of priority country	:U.K.
(86) International Application No	:PCT/GB2012/051034
Filing Date	:11/05/2012
(87) International Publication No	:WO 2012/156690
(61) Patent of Addition to Application Number	:NA
Filing Date	:NA
(62) Divisional to Application Number	:NA
Filing Date	:NA

(71)**Name of Applicant :**
1)MAS RESEARCH AND INNOVATION (PVT) LTD.
Address of Applicant :10th Floor Aitken Spence Tower II 315 Vauxhall Street 02 Colombo Sri Lanka
(72)**Name of Inventor :**
1)LIYANAGE Gaya Keerthi
2)VITARANA Ranil Kirthi

(57) Abstract :
The present invention provides a foam composition comprising a polyol an isocyanate 5 a first catalyst capable of accelerating a reaction between the polyol and the isocyanate and a second catalyst capable of initiating a reaction between the polyol and the isocyanate at a rate slower than the first catalyst. There is also provided a method for preparing the foam composition.

No. of Pages : 42 No. of Claims : 38

(12) PATENT APPLICATION PUBLICATION
(19) INDIA
(22) Date of filing of Application :30/12/2013
(21) Application No.11312/DELNP/2013 A
(43) Publication Date : 20/05/2016

(54) Title of the invention : METHODS AND APPARATUS FOR REMOTELY UPDATING EXECUTING PROCESSES

(51) International classification :G06F15/16
(31) Priority Document No :13/174172
(32) Priority Date :30/06/2011
(33) Name of priority country :U.S.A.
(86) International Application No :PCT/US2012/044841
Filing Date :29/06/2012
(87) International Publication No :WO 2013/003684
(61) Patent of Addition to Application Number :NA
Filing Date :NA
(62) Divisional to Application Number :NA
Filing Date :NA

(71)**Name of Applicant :**
1)AMAZON TECHNOLOGIES INC.
Address of Applicant :P.O. Box 8102 Reno Nevada 89507 U.S.A.
(72)**Name of Inventor :**
1)SORENSON III James Christopher
2)LIN Yun
3)BRUGIOLO Ivan

(57) Abstract :
Methods apparatus and computer accessible storage media for remotely updating an executing process that receives I/O requests on I/O port(s) stores write data to a write log on local storage and uploads data from the write log to remote storage. An update for the process is detected and downloaded and an updated process is instantiated from the update. The current process is directed to perform a shutdown for update during an update window. In response the current process saves its current configuration flushes an in memory portion of the write log to local storage and releases its I/O port(s). The updated process loads the saved configuration detects that the port(s) have been released and starts accepting I/O requests on the ports. During flushing the current process flushes current data in memory while continuing to append new write data stops accepting new write requests and then flushes the new write data.

No. of Pages : 110 No. of Claims : 15

(12) PATENT APPLICATION PUBLICATION
(19) INDIA
(22) Date of filing of Application :31/12/2013
(21) Application No.11316/DELNP/2013 A
(43) Publication Date : 20/05/2016

(54) Title of the invention : DRUG COMBINATIONS AND USES IN TREATING A COUGHING CONDITION

(51) International classification :A61K31/00,A61P11/14
(31) Priority Document No :1111485.7
(32) Priority Date :05/07/2011
(33) Name of priority country :U.K.
(86) International Application No :PCT/GB2012/050816
Filing Date :13/04/2012
(87) International Publication No :WO 2013/004999
(61) Patent of Addition to Application Number :NA
Filing Date :NA
(62) Divisional to Application Number :NA
Filing Date :NA

(71)**Name of Applicant :**
1)BIOCOPEA LIMITED
Address of Applicant :100 Fetter Lane London Greater London EC4A 1BN U.K.
(72)**Name of Inventor :**
1)BREW John
2)BANNISTER Robin Mark

(57) Abstract :
The present specification discloses compositions comprising a plurality of therapeutic compound having antitussive activity and methods and uses for treating a coughing condition with such compositions.

No. of Pages : 73 No. of Claims : 82

(12) PATENT APPLICATION PUBLICATION
(19) INDIA
(22) Date of filing of Application :31/12/2013
(21) Application No.11317/DELNP/2013 A
(43) Publication Date : 20/05/2016

(54) Title of the invention : CIRCULATING BIOMARKERS FOR CANCER

(51) International classification :G01N33/574
(31) Priority Document No :61/494196
(32) Priority Date :07/06/2011
(33) Name of priority country :U.S.A.
(86) International Application No :PCT/US2012/041387
Filing Date :07/06/2012
(87) International Publication No :WO 2012/170711
(61) Patent of Addition to Application Number :NA
Filing Date :NA
(62) Divisional to Application Number :NA
Filing Date :NA

(71)**Name of Applicant :**
1)CARIS LIFE SCIENCES LUXEMBOURG HOLDINGS S.A.R.L
Address of Applicant :Rue De Maraichers L2124 Luxembourg Grand Duche De Luxembourg Luxembourg
(72)**Name of Inventor :**
1)PAWLOWSKI Traci
2)YEATTS Kimberly
3)AKHAVAN Ray

(57) Abstract :
Biomarkers can be assessed for diagnostic, therapy-related or prognostic methods to identify phenotypes, such as a condition or disease, or the stage or progression of a disease, select candidate treatment regimens for diseases, conditions, disease stages, and stages of a condition, and to determine treatment efficacy. Circulating biomarkers from a bodily fluid can be used in profiling of physiological states or determining phenotypes. These include nucleic acids, protein, and circulating structures such as vesicles, and nucleic acid-protein complexes.

No. of Pages : 194 No. of Claims : 47

(12) PATENT APPLICATION PUBLICATION
(19) INDIA
(22) Date of filing of Application :04/03/2014
(21) Application No.1606/DELNP/2014 A
(43) Publication Date : 20/05/2016

(54) Title of the invention : LABYRINTH SEAL

(51) International classification :F16J15/447,F01D11/02
(31) Priority Document No :20 2011 105 609.4
(32) Priority Date :12/09/2011
(33) Name of priority country :Germany
(86) International Application No :PCT/EP2012/067871
Filing Date :12/09/2012
(87) International Publication No :WO 2013/037849
(61) Patent of Addition to Application Number :NA
Filing Date :NA
(62) Divisional to Application Number :NA
Filing Date :NA

(71)**Name of Applicant :**
1)ALSTOM TECHNOLOGY LTD
Address of Applicant :Brown Boveri Strasse 7 CH 5400 Baden Switzerland
(72)**Name of Inventor :**
1)BRICAUD Cyrille
2)STEIGER Ulrich Robert
3)HEIDECKE Axel
4)SIMON DELGADO Carlos

(57) Abstract :
A labyrinth seal (25 ... 27) for sealing the annular interspace (11) between the rotor (12) and the stator (10) of a steam turbine or gas turbine comprises a multiplicity of sealing strips (13) which are arranged in series in the axial direction are fastened on the stator (10) and project into the interspace (11) which sealing strips interact with sealing effect with rotor side sealing elements (14 19) which are arranged in a staggered manner. With such a labyrinth seal (25 ... 27) an improved sealing effect is achieved by the sealing strips (13) in the cold installed state being offset in relation to a symmetrical position wherein the offset has the reverse direction and the same amount as the distance (29) by which the sealing strip (13) is displaced relative to adjacent rotor side sealing elements (14 19) as a result of thermal expansions of the stationary and rotating components and support structure when being heated from the cold installed state to a hot steady state operating condition.

No. of Pages : 15 No. of Claims : 6

(12) PATENT APPLICATION PUBLICATION
(19) INDIA
(22) Date of filing of Application :24/12/2015
(21) Application No.11785/DELNP/2015 A
(43) Publication Date : 20/05/2016

(54) Title of the invention : SYSTEM , SMART DEVICE AND METHOD FOR APPORTIONING SMART DEVICE OPERATIONS AND COSTS

(51) International classification :H04W4/16,H04W4/12,H04W4/24
(31) Priority Document No :61/856720
(32) Priority Date :21/07/2013
(33) Name of priority country :U.S.A.
(86) International Application No :PCT/CA2014/050686
Filing Date :21/07/2014
(87) International Publication No :WO 2015/010199
(61) Patent of Addition to Application Number :NA
Filing Date :NA
(62) Divisional to Application Number :NA
Filing Date :NA

(71)**Name of Applicant :**
1)MOBILITY VIEW INC.
Address of Applicant :45 De Vere Gardens Toronto Ontario M5M 3E6 Canada
(72)**Name of Inventor :**
1)DAMSTRA Thom

(57) Abstract :
A system , smart device and method for apportioning costs of smart device operations between purposes. Operation information concerning operations performed by the smart device is recorded. The operations are apportioned between purposes based on categorization information and the operation information. The cost of the apportioned operations performed by the device is determined for the purposes based on the operation information and tariff information.

No. of Pages : 44 No. of Claims : 44

(12) PATENT APPLICATION PUBLICATION
(19) INDIA
(22) Date of filing of Application :24/12/2015
(21) Application No.11786/DELNP/2015 A
(43) Publication Date : 20/05/2016

(54) Title of the invention : SYSTEM AND METHOD FOR ESTIMATING HIGH -PRESSURE FUEL LEAKAGE IN A COMMON RAIL FUEL SYSTEM

(51) International classification :F02D41/22,F02D41/24,F02D41/30
(31) Priority Document No :13/946409
(32) Priority Date :19/07/2013
(33) Name of priority country :U.S.A.
(86) International Application No :PCT/US2014/046967
Filing Date :17/07/2014
(87) International Publication No :WO 2015/009899
(61) Patent of Addition to Application Number :NA
Filing Date :NA
(62) Divisional to Application Number :NA
Filing Date :NA

(71)**Name of Applicant :**
1)CUMMINS INC.
Address of Applicant :500 Jackson Street Columbus IN 47201 U.S.A.
(72)**Name of Inventor :**
1)CAREY David M.
2)BENSON Donald J.
3)MANGLAM Sanjay
4)MOONJELLY Paul V.

(57) Abstract :
A system and method for measuring fuel pressure decreases in a fuel accumulator of an internal combustion engine is provided. The system includes the ability to stop a fuel flow to a fuel accumulator of the engine. Pressure signals are transmitted to a control system of the engine until the fuel pressure in the fuel accumulator drops by a predetermined amount, at which time fuel flow is re-enabled. The pressure signals are then analyzed to determine the amount or quantity of fuel delivered by each fuel injector. The system and method maintain engine and emissions performance by limiting the amount of fuel pressure decrease in the fuel accumulator.

No. of Pages : 30 No. of Claims : 20

(12) PATENT APPLICATION PUBLICATION
(21) Application No.11787/DELNP/2015 A
(19) INDIA
(22) Date of filing of Application :24/12/2015
(43) Publication Date : 20/05/2016

(54) Title of the invention : CULTURE VESSEL AND CULTURE METHOD

(51) International classification :C12M3/00,C12N5/071
(31) Priority Document No :2013120915
(32) Priority Date :07/06/2013
(33) Name of priority country :Japan
(86) International Application No :PCT/JP2014/002993
Filing Date :05/06/2014
(87) International Publication No :WO 2014/196204
(61) Patent of Addition to Application Number :NA
Filing Date :NA
(62) Divisional to Application Number :NA
Filing Date :NA

(71)**Name of Applicant :**
1)KURARAY CO. LTD.
Address of Applicant :1621 Sakazu Kurashiki shi Okayama 7100801 Japan
2)PUBLIC UNIVERSITY CORPORATION YOKOHAMA CITY UNIVERSITY
(72)**Name of Inventor :**
1)EJIRI Yoko
2)AYANO Satoru
3)FUKUHARA Naoto
4)TANIGUCHI Hideki
5)TAKEBE Takanori

(57) Abstract :
A microspace structure for highly efticiently producing spheroids 01 uniform size and easily replacing and recovering culture medium i s designed, and a culture vessel having the designed microspace structure is provided. A plurality of recesses (10) comprising a bottom part (1 1) and an opening part (12) are arranged in the culture vessel. The bottom part (1 1) has the shape of either a hemisphere or a truncated cone, and the opening part (12) is constituted by walls having a taper angle of from 1° to 20 ° and surrounding an area from the boundary with the bottom part (1 1) to the end part of the recess (10). In addition, the equivalent diameter at the boundary is from 50μл to 2 mm, the depth from the bottom of the bottom part (1 1) to the end part is 0.6 to 3 times the equivalent diameter, the walls constituting the opening part (12) form a continuous surface with the bottom part (1 1), and the slope of the continuous surface changes at the boundary.

No. of Pages : 40 No. of Claims : 19

(12) PATENT APPLICATION PUBLICATION
(19) INDIA
(22) Date of filing of Application :19/02/2014
(21) Application No.1232/DELNP/2014 A
(43) Publication Date : 20/05/2016

(54) Title of the invention : NEW BICYCLIC DIHYDROQUINOLINE 2 ONE DERIVATIVES

(51) International classification :C07D401/04,C07D471/04,A61K31/4709
(31) Priority Document No :PCT/CN2011/080078
(32) Priority Date :23/09/2011
(33) Name of priority country :China
(86) International Application No :PCT/EP2012/068472
Filing Date :20/09/2012
(87) International Publication No :WO 2013/041591
(61) Patent of Addition to Application Number :NA
Filing Date :NA
(62) Divisional to Application Number :NA
Filing Date :NA

(71)**Name of Applicant :**
1)F. HOFFMANN LA ROCHE AG
Address of Applicant :Grenzacherstrasse 124 CH 4070 Basel Switzerland
(72)**Name of Inventor :**
1)AEBI Johannes
2)AMREIN Kurt
3)FANTASIA Serena Maria
4)HORNSPERGER Benoit
5)KUHN Bernd
6)LIU Yongfu
7)MAERKI Hans P.
8)MAYWEG Alexander V.
9)MOHR Peter
10)SCALONE Michelangelo
11)TAN Xuefei
12)ZHOU Mingwei

(57) Abstract :
The invention provides novel compounds having the general formula (I) wherein R 1, R2, R3, R4 R5, R6, R7, R8, R9, R10, R11, R12, A1, A2A3 and n are as described herein, compositions including the compounds and methods of using the compounds.

No. of Pages : 150 No. of Claims : 54

(12) PATENT APPLICATION PUBLICATION
(19) INDIA
(22) Date of filing of Application :04/03/2014
(21) Application No.1621/DELNP/2014 A
(43) Publication Date : 20/05/2016

(54) Title of the invention : USE OF ACYLSULFONAMIDES FOR IMPROVING PLANT YIELD

(51) International classification :A01N25/00,A01N41/06,A01N43/653
(31) Priority Document No :11181702.9
(32) Priority Date :16/09/2011
(33) Name of priority country :EPO
(86) International Application No :PCT/EP2012/068096
Filing Date :14/09/2012
(87) International Publication No :WO 2013/037955
(61) Patent of Addition to Application Number :NA
Filing Date :NA
(62) Divisional to Application Number :NA
Filing Date :NA

(71)**Name of Applicant :**
1)BAYER INTELLECTUAL PROPERTY GMBH
Address of Applicant :Alfred Nobel Str. 10 40789 Monheim Germany
(72)**Name of Inventor :**
1)HACKER Erwin
2)BONFIG PICARD Georg
3)LEHR Stefan
4)BICKERS Udo
5)HESS Martin
6)TRABOLD Klaus
7)SCHMIDT Mathias
8)ZIEMER Frank
9)RUIZ SANTAELLA MORENO Juan Pedro

(57) Abstract :
Compounds (A) can be used for increasing the yield of useful plants or crop plants with respect to their harvested plant organs wherein the Compound (A) is selected from compounds of the formula (I) or salts thereof wherein the symbols are defined as in claim 1 preferably cyprosulfamide [Compound (A1)].

No. of Pages : 107 No. of Claims : 20

(12) PATENT APPLICATION PUBLICATION
(19) INDIA
(22) Date of filing of Application :04/03/2014
(21) Application No.1622/DELNP/2014 A
(43) Publication Date : 20/05/2016

(54) Title of the invention : USE OF 5-PHENYL- OR 5-BENZYL-2 ISOXAZOLINE-3 CARBOXYLATES FOR IMPROVING PLANT YIELD

(51) International classification :A01N43/80,A01N25/00,A01N37/50
(31) Priority Document No :11181703.7
(32) Priority Date :16/09/2011
(33) Name of priority country :EPO
(86) International Application No :PCT/EP2012/068097
Filing Date :14/09/2012
(87) International Publication No :WO 2013/037956
(61) Patent of Addition to Application Number :NA
Filing Date :NA
(62) Divisional to Application Number :NA
Filing Date :NA

(71)**Name of Applicant :**
1)BAYER INTELLECTUAL PROPERTY GMBH
Address of Applicant :Alfred Nobel Str. 10 40789 Monheim Germany
(72)**Name of Inventor :**
1)HACKER Erwin
2)BONFIG PICARD Georg
3)LEHR Stefan
4)HESS Martin
5)BICKERS Udo
6)SCHMIDT Mathias
7)ZIEMER Frank
8)TRABOLD Klaus
9)RUIZ SANTAELLA MORENO Juan Pedro

(57) Abstract :
Compound (A) can be used for increasing the yield of useful plants or crop plants with respect to their harvested plant organs wherein the Compound (A) is selected from compounds of the formula (I) or salts thereof in which R are identical or different and are halogen (C C) alkyl (C C) alkoxy nitro or (C C) haloalkyl n is an integer from 0 to 5 R is OR SR or NRR or a saturated or unsaturated 3 to 7 membered heterocycle having at least one nitrogen atom and up to 3 heteroatoms preferably selected from the group consisting of O and S which is attached to the carbonyl group in formula (I) via the nitrogen atom and which is unsubstituted or substituted by radicals selected from the group consisting of (C C) alkyl (C C) alkoxy and unsubstituted or substituted phenyl R R R independently of one another are hydrogen or an unsubstituted or substituted aliphatic hydrocarbon radical and R is hydrogen (C C) alkyl (C C) alkoxy or substituted or unsubstituted phenyl R is hydrogen (C C) alkyl (C C) haloalkyl (C3 C12) cycloalkyl or substituted or unsubstituted phenyl and m is 0 or 1.

No. of Pages : 99 No. of Claims : 22

(12) PATENT APPLICATION PUBLICATION
(19) INDIA
(22) Date of filing of Application :09/12/2015
(21) Application No.11230/DELNP/2015 A
(43) Publication Date : 20/05/2016

(54) Title of the invention : ELECTRIC POWER ASSIST DEVICE FOR BICYCLES AND BICYCLE EQUIPPED WITH SAID DEVICE

(51) International classification :B62M6/75
(31) Priority Document No :1356528
(32) Priority Date :04/07/2013
(33) Name of priority country :France
(86) International Application No :PCT/EP2014/064377
Filing Date :04/07/2014
(87) International Publication No :WO 2015/001111
(61) Patent of Addition to Application Number :NA
Filing Date :NA
(62) Divisional to Application Number :NA
Filing Date :NA

(71)**Name of Applicant :**
1)COMPAGNIE GENERALE DES ETABLISSEMENTS MICHELIN
Address of Applicant :12 Cours Sablon F 63000 Clermont Ferrand France
2)MICHELIN RECHERCHE ET TECHNIQUE S.A.
(72)**Name of Inventor :**
1)OLSOMMER David

(57) Abstract :
The invention relates in particular to an electric power assist device for bicycles said device comprising: an electric machine (2) comprising a rotor; means (4) for securing the electric machine; a driving pinion (3) driven by the rotor of the electric machine; and a frame (10) said device being characterised in that the driving pinion can mesh tangentially with complementary teeth (51) solidly connected to a tyre (5) of a rear wheel (61) of the bicycle and in that the securing means are borne by the frame said securing means together with the electric machine forming a sub assembly (20) that can be manually separated from the frame.

No. of Pages : 25 No. of Claims : 14

(12) PATENT APPLICATION PUBLICATION
(19) INDIA
(22) Date of filing of Application :09/12/2015
(21) Application No.11231/DELNP/2015 A
(43) Publication Date : 20/05/2016

(54) Title of the invention : COMPOSITIONS METHODS & SYSTEMS FOR RESPIRATORY DELIVERY OF THREE OR MORE ACTIVE AGENTS

(51) International classification :A61K9/00,A61K31/167
(31) Priority Document No :61/826424
(32) Priority Date :22/05/2013
(33) Name of priority country :U.S.A.
(86) International Application No :PCT/US2014/039234
Filing Date :22/05/2014
(87) International Publication No :WO 2014/190204
(61) Patent of Addition to Application Number :NA
Filing Date :NA
(62) Divisional to Application Number :NA
Filing Date :NA

(71)**Name of Applicant :**
1)PEARL THERAPEUTICS INC.
Address of Applicant :200 Saginaw Drive Redwood City California 94063 U.S.A.
(72)**Name of Inventor :**
1)LECHUGA BALLESTEROS David
2)JOSHI Vidya B.
3)DWIVEDI Sarvajna Kumar
4)REISNER Colin
5)DARKEN Patrick FitzGerald

(57) Abstract :
Pharmaceutical compositions systems and methods suitable for respiratory delivery of a fixed combination of LAMA LABA and ICS active agents are described. The pharmaceutical compositions described herein may be formulated for respiratory delivery via a metered dose inhaler (MDI). Also described herein are MDI systems for delivery of a fixed combination of LAMA LABA and ICS active agents as well as methods for preparing and using the compositions and systems described herein.

No. of Pages : 94 No. of Claims : 67

(12) PATENT APPLICATION PUBLICATION
(19) INDIA
(22) Date of filing of Application :09/12/2015
(21) Application No.11232/DELNP/2015 A
(43) Publication Date : 20/05/2016

(54) Title of the invention : BICYCLE AIR TYRE

(51) International classification :B60C13/02,B62M6/75
(31) Priority Document No :1356850
(32) Priority Date :12/07/2013
(33) Name of priority country :France
(86) International Application No :PCT/EP2014/064793
Filing Date :10/07/2014
(87) International Publication No :WO 2015/004223
(61) Patent of Addition to Application Number :NA
Filing Date :NA
(62) Divisional to Application Number :NA
Filing Date :NA

(71)**Name of Applicant :**
1)COMPAGNIE GENERALE DES ETABLISSEMENTS MICHELIN
Address of Applicant :12 Cours Sablon F 63000 Clermont Ferrand France
2)MICHELIN RECHERCHE ET TECHNIQUE S.A.
(72)**Name of Inventor :**
1)PETITJEAN Sylvain
2)BESTGEN Luc
3)OLSOMMER David

(57) Abstract :
The present invention relates to a bicycle air tyre and more particularly to an air tyre for a bicycle designed to cooperate with a power assistance device. The purpose of the invention is to propose a bicycle air tyre having a toothing with a substantially radial generatrix which toothing is arranged circumferentially on a side of the air tyre and designed to cooperate with a complementary toothing of a drive gear of a power assistance device for a bicycle. According to the invention a bicycle air tyre (1) having a section width S comprising two sides (2) linking an air tyre tread (3) having two beads (4) a continuous toothing (5) with a generatrix (G) which is substantially radial in relation to the axis of rotation of the air tyre in the axial direction (YY) and positioned circumferentially on an axially exterior face (31) of at least one side (3) and comprising teeth (51) said teeth (51) having a height h and a length l and further comprising an elastomeric material of Shore A hardness is characterized in that the height h of the teeth (51) is at least equal to 0.6 mm and at most equal to 3 mm and in that the length l of the teeth (51) is at least equal to 0.15 times and at most equal to 0.50 times the section width S of the air tyre and in that the elastomeric material of the teeth (51) has a Shore A hardness of at least 55 and no more than 85.

No. of Pages : 14 No. of Claims : 12

(12) PATENT APPLICATION PUBLICATION
(19) INDIA
(22) Date of filing of Application :30/12/2003
(21) Application No.1645/DEL/2003 A
(43) Publication Date : 20/05/2016

(54) Title of the invention : DELAY REDUCTION DURING TECHNOLOGY MAPPING BY PARALLEL COMPUTATION

(51) International classification	:G06F 9/40
(31) Priority Document No	:NA
(32) Priority Date	:NA
(33) Name of priority country	:NA
(86) International Application No	:NA
Filing Date	:NA
(87) International Publication No	:NA
(61) Patent of Addition to Application Number	:NA
Filing Date	:NA
(62) Divisional to Application Number	:NA
Filing Date	:NA

(71)**Name of Applicant :**
1)STMICROELECTRONICS PVT.LTD
Address of Applicant :PLOT NO.2,3 & 18, SECTOR 16A, INSTITUTIONAL AREA, NOIDA-201 3001, U.P.INDIA Uttar Pradesh India
(72)**Name of Inventor :**
1)HITANSHU DEWAN

(57) Abstract :
The present invention relates to a system for reducing the delay during technology mapping in FPGA that comprises locating and replicating the critical fan-in nodes in the mapping logic. Parallel computation is performed on the replicated nodes followed by selection of the output. The delay reduction approach in the present invention gives a highly efficient logic implementation when delay is the prime concern and area can be afforded to be expanded. The technique relies on replicating logic and performing parallel computation on delay critical LUTs.

No. of Pages : 11 No. of Claims : 14

(12) PATENT APPLICATION PUBLICATION
(21) Application No.11812/DELNP/2015 A
(19) INDIA
(22) Date of filing of Application :28/12/2015
(43) Publication Date : 20/05/2016

(54) Title of the invention : SYSTEM AND CONSTITUENT MEDIA DEVICE COMPONENTS AND MEDIA DEVICE BASED ECOSYSTEM

(51) International classification	:H04W4/00	(71)**Name of Applicant :**
(31) Priority Document No	:13/906109	**1)ALIPHCOM**
(32) Priority Date	:30/05/2013	Address of Applicant :Third Floor 99 Rhode Island Street San Francisco California 94103 U.S.A.
(33) Name of priority country	:U.S.A.	
(86) International Application No	:PCT/US2014/000139	(72)**Name of Inventor :**
Filing Date	:30/05/2014	**1)LUNA Michael Edward Smith**
(87) International Publication No	:WO 2014/193482	
(61) Patent of Addition to Application Number	:NA	
Filing Date	:NA	
(62) Divisional to Application Number	:NA	
Filing Date	:NA	

(57) Abstract :
Embodiments of the present application relate generally to electrical and electronic hardware, computer software, wired and wireless network communications, wearable, hand held, and portable computing devices for facilitating communication of information and presentation of media. An ecosystem of wireless media devices may be in wireless communication with one another and with at least one wireless user device (e.g., smartphone, tablet or pad). The wireless media devices are configured to detect proximity and/or presence of wireless user devices, objects, or users in proximity of one or more of the wireless media devices and to capture and take over content handling from the at least one wireless user device. In some examples, the wireless media devices are powered by a rechargeable power source, such as a rechargeable battery or the like. Wireless media devices may vary in size such as personal, pocketable, portable, ultra-portable, head worn, shared household, table top, etc.

No. of Pages : 41 No. of Claims : 21

(12) PATENT APPLICATION PUBLICATION
(19) INDIA
(22) Date of filing of Application :17/02/2014
(21) Application No.1182/DELNP/2014 A
(43) Publication Date : 20/05/2016

(54) Title of the invention : A BUBBLE COLUMN REACTOR

(51) International classification :C07C 51/265
(31) Priority Document No :60/606653
(32) Priority Date :02/09/2004
(33) Name of priority country :U.S.A.
(86) International Application No :PCT/US05/030659
Filing Date :29/08/2005
(87) International Publication No :WO 2006/028771
(61) Patent of Addition to Application Number :NA
Filing Date :NA
(62) Divisional to Application Number :926/DELNP/2007
Filed on :05/02/2007

(71)**Name of Applicant :**
1)GRUPO PETROTEMEX, S.A. DE C.V.
Address of Applicant :RICARDO MARGAIN NO. 444 TORRE SUR, PISO 16 COL VALLE DEL CAMPESTRE 66265 SAN PEDRO GARZA, NUEVO LEON (81) 8748 1500 MEXICO Mexico
(72)**Name of Inventor :**
1)ALAN GEORGE WONDERS
2)PUNEET GUPTA
3)LEE REYNOLDS PARTIN
4)WAYNE SCOTT STRASSER
5)MARCEL DE VREEDE

(57) Abstract :
Disclosed is an optimized process and apparatus for more efficiently and economically carrying out the liquid-phase oxidation of an oxidizable compound. Such liquid-phase oxidation is carried out in a bubble column reactor that provides for a highly efficient reaction at relatively low temperatures. When the oxidized compound is para-xylene and the product from the oxidation reaction is crude terephthalic acid (CTA), such CTA product can be purified and separated by more economical techniques than could be employed if the CTA were formed by a conventional high-temperature oxidation process.

No. of Pages : 179 No. of Claims : 9

(12) PATENT APPLICATION PUBLICATION
(19) INDIA
(22) Date of filing of Application :26/02/2014
(21) Application No.1476/DELNP/2014 A
(43) Publication Date : 20/05/2016

(54) Title of the invention : PROCESS FOR PRODUCING BISPHENOL A WITH REDUCED SULFUR CONTENT POLYCARBONATE MADE FROM THE BISPHENOL A AND CONTAINERS FORMED FROM THE POLYCARBONATE

(51) International classification :C07C37/20,C07C37/68,C07C39/16
(31) Priority Document No :61/552191
(32) Priority Date :27/10/2011
(33) Name of priority country :U.S.A.
(86) International Application No :PCT/IB2012/055880
Filing Date :25/10/2012
(87) International Publication No :WO 2013/061274
(61) Patent of Addition to Application Number :NA
Filing Date :NA
(62) Divisional to Application Number :NA
Filing Date :NA

(71)**Name of Applicant :**
1)SABIC INNOVATIVE PLASTICS IP B.V.
Address of Applicant :Plasticslaan 1 NL 4612PX Bergen op Zoom Netherlands
(72)**Name of Inventor :**
1)BELFADHEL Hatem Abdallah
2)DE BROUWER Johannes
3)VIEVEEN Marcel
4)WOLD Christian
5)BRANDER Eric

(57) Abstract :
In one embodiment a process for producing a bisphenol A product comprises: reacting phenol with acetone in the presence of a sulfur containing promoter to obtain a reaction mixture comprising bisphenol A phenol and the promoter; after reacting the phenol with the acetone cooling to form a crystal stream comprising crystals of bisphenol A and phenol; separating the crystals from the crystal steam; melting the crystals to form a molten stream of bisphenol A phenol and sulfur; contacting the molten stream with a base to reduce a sulfur concentration in the molten stream and form a reduced sulfur stream; and removing phenol from the reduced sulfur stream to form a bisphenol A product. Also disclosed herein is a container comprising: a polycarbonate formed from a bisphenol A having a sulfur concentration of 0.5 to 15 ppm based upon the weight of the bisphenol A.

No. of Pages : 26 No. of Claims : 26

(12) PATENT APPLICATION PUBLICATION
(19) INDIA
(22) Date of filing of Application :08/01/2014
(21) Application No.154/DELNP/2014 A
(43) Publication Date : 20/05/2016

(54) Title of the invention : TRPM8 ANTAGONISTS AND THEIR USE IN TREATMENTS

(51) International classification :C07D213/40,C07D213/61,C07D213/81
(31) Priority Document No :61/500843
(32) Priority Date :24/06/2011
(33) Name of priority country :U.S.A.
(86) International Application No :PCT/US2012/043566
Filing Date :21/06/2012
(87) International Publication No :WO 2012/177893
(61) Patent of Addition to Application Number :NA
Filing Date :NA
(62) Divisional to Application Number :NA
Filing Date :NA

(71)**Name of Applicant :**
1)AMGEN INC.
Address of Applicant :One Amgen Center Drive Thousand Oaks California 91320 1799 U.S.A.
(72)**Name of Inventor :**
1)BISWAS Kaustav
2)BROWN James
3)CHEN Jian J.
4)GORE Vijay Keshav
5)HARRIED Scott
6)HORNE Daniel B.
7)KALLER Matthew R.
8)LIU Qingyian
9)MA Vu Van
10)MONENSCHEIN Holger
11)NGUYEN Thomas T.
12)YUAN Chester Chenguang
13)ZHONG Wenge
14)ST. JEAN David J. Jr.

(57) Abstract :
Compounds of Formula I are useful as antagonists of transient receptor potential melastatin 8 (TRPM8). They are useful in treating disorders and conditions such as migraines and neuropathic pain. Compounds of Formula I have the following structure: where in particular X and Xmay be C or N and R is a ring.

No. of Pages : 426 No. of Claims : 92

(12) PATENT APPLICATION PUBLICATION
(19) INDIA
(22) Date of filing of Application :10/03/2014
(21) Application No.1816/DELNP/2014 A
(43) Publication Date : 20/05/2016

(54) Title of the invention : A METHOD OF EXPRESSING PROTEIN

(51) International classification :C12N
(31) Priority Document No :60/756,419
(32) Priority Date :04/01/2006
(33) Name of priority country :U.S.A.
(86) International Application No :PCT/EP2007/000027
Filing Date :03/01/2007
(87) International Publication No :WO 2007/077217
(61) Patent of Addition to Application Number :NA
Filing Date :NA
(62) Divisional to Application Number :5606/DELNP/2008
Filed on :27/06/2008

(71)**Name of Applicant :**
1)BAXTER INTERNATIONAL INC.
Address of Applicant :ONE BAXTER PARKWAY, DEERFIELD, ILLINOIS 60015, USA U.S.A.
2)BAXTER HEALTHCARE S.A.
(72)**Name of Inventor :**
1)LEOPOLD GRILLBERGER
2)MANFRED REITER
3)WOLFGANG MUNDT
4)ARTUR MITTERER

(57) Abstract :
The present invention relates to oligopeptide-free cell culture media comprising at least 0.5 mg/L of a polyamine and to methods for cultivating cells in said oligopeptide-free cell culture media comprising at least 0.5 mg/L of a polyamine. The invention also relates to methods for expressing at least one protein in a medium comprising at least 0.5 mg/L of a polyamine and to methods for producing at least one virus in a medium comprising at least 0.5 mg/L of a polyamine.

No. of Pages : 28 No. of Claims : 10

(12) PATENT APPLICATION PUBLICATION
(21) Application No.11296/DELNP/2015 A
(19) INDIA
(22) Date of filing of Application :11/12/2015
(43) Publication Date : 20/05/2016

(54) Title of the invention : METHOD FOR CONSTRUCTING CYLINDRICAL TANK

(51) International classification :E04H7/06
(31) Priority Document No :2013135162
(32) Priority Date :27/06/2013
(33) Name of priority country :Japan
(86) International Application No :PCT/JP2014/066998
Filing Date :26/06/2014
(87) International Publication No :WO 2014/208670
(61) Patent of Addition to Application Number :NA
Filing Date :NA
(62) Divisional to Application Number :NA
Filing Date :NA

(71)**Name of Applicant :**
1)IHI CORPORATION
Address of Applicant :1 1 Toyosu 3 chome Koto ku Tokyo 1358710 Japan
(72)**Name of Inventor :**
1)YAMADA Juichiro
2)KATO Shigeki

(57) Abstract :
This method for constructing a cylindrical tank has a step for assembling a metal tank by alternately repeating the raising of an inner tank side wall (9) by means of a jack up device at the inside of a PC wall (2) and the welding of the next level of the inner tank side wall (9) to the bottom of the raised inner tank side wall (9). The method has a step for installing a guide pair (100) which sandwiches the raised inner tank side wall (9) to the next level of inner tank side wall (9) to be welded to the bottom of the raised inner tank side wall (9). As a result it is possible to prevent the falling of the inner tank side wall to be installed next when using a jack up construction method.

No. of Pages : 33 No. of Claims : 5

(12) PATENT APPLICATION PUBLICATION
(19) INDIA
(22) Date of filing of Application :11/12/2015
(21) Application No.11297/DELNP/2015 A
(43) Publication Date : 20/05/2016

(54) Title of the invention : COLLOIDALLY STABLE DISPERSIONS BASED ON MODIFIED GALACTOMANNANS

(51) International classification :A61K8/73,A61K8/04,A61K8/37
(31) Priority Document No :61/836303
(32) Priority Date :18/06/2013
(33) Name of priority country :U.S.A.
(86) International Application No :PCT/US2014/042734
Filing Date :17/06/2014
(87) International Publication No:WO 2014/204959
(61) Patent of Addition to Application Number :NA
Filing Date :NA
(62) Divisional to Application Number :NA
Filing Date :NA

(71)**Name of Applicant :**
1)LUBRIZOL ADVANCED MATERIALS INC.
Address of Applicant :9911 Brecksville Road Cleveland Ohio 44141 3247 U.S.A.
(72)**Name of Inventor :**
1)SENGUPTA Ashoke K.
2)ANDERSON Eric H.

(57) Abstract :
The disclosed technology relates to a multi functional additive for personal care and cosmetic product applications more particularly a naturally derived multifunctional additive for use in skin care formulations which provides steric stabilization of pigment particles and/or emulsion droplets in aqueous compositions good suspension stability (i.e. against settling/creaming) of the compositions and increased utilization of particulate skin care benefit agents contained in the compositions.

No. of Pages : 88 No. of Claims : 23

(12) PATENT APPLICATION PUBLICATION
(21) Application No.11298/DELNP/2015 A
(19) INDIA
(22) Date of filing of Application :11/12/2015
(43) Publication Date : 20/05/2016

(54) Title of the invention : PRESSURE RELIEF SYSTEM AND METHOD IN AN ENERGY RECOVERY DEVICE

(51) International classification :F03G7/06
(31) Priority Document No :1310512.7
(32) Priority Date :13/06/2013
(33) Name of priority country :U.K.
(86) International Application No :PCT/EP2014/062443
Filing Date :13/06/2014
(87) International Publication No :WO 2014/198934
(61) Patent of Addition to Application Number :NA
Filing Date :NA
(62) Divisional to Application Number :NA
Filing Date :NA

(71)**Name of Applicant :**
1)EXERGYN LTD.
Address of Applicant :The Capel Building Suite 333 Marys Abbey Dublin 7 Ireland
(72)**Name of Inventor :**
1)CULLEN Barry
2)BYRNE Ronan

(57) Abstract :
The application provides a number of embodiments for an energy recovery device incorporating a SMA core or material. This application solves the problem of pressure pulsing caused by a volume reduction which is a result of the contraction of SMA core and its coupled piston head within a closed immersed chamber. The application disclosed provides a number of effective solutions of removing this issue with minimal additional components.

No. of Pages : 83 No. of Claims : 10

(12) PATENT APPLICATION PUBLICATION
(21) Application No.11299/DELNP/2015 A
(19) INDIA
(22) Date of filing of Application :11/12/2015
(43) Publication Date : 20/05/2016

(54) Title of the invention : CATALYST ARRANGEMENT WITH OPTIMIZED VOID FRACTION FOR THE PRODUCTION OF PHTHALIC ACID ANHYDRIDE

(51) International classification :C07D307/89,B01J8/04
(31) Priority Document No :10 2014 005 940.5
(32) Priority Date :24/04/2014
(33) Name of priority country :Germany
(86) International Application No :PCT/EP2015/058849
Filing Date :23/04/2015
(87) International Publication No :WO 2015/162227
(61) Patent of Addition to Application Number :NA
Filing Date :NA
(62) Divisional to Application Number :NA
Filing Date :NA

(71)**Name of Applicant :**
1)CLARIANT INTERNATIONAL LTD
Address of Applicant :Rothausstr. 61 CH 4132 Muttenz Switzerland
(72)**Name of Inventor :**
1)RICHTER Oliver
2)MESTL Gerhard
3)LESSER David
4)MARX Robert
5)FROMM Nadine
6)SCHULZ Felix
7)SCHINKE Peter
8)PITSCHI Werner

(57) Abstract :
The invention relates to a catalyst arrangement for the production of phthalic anhydride by gas phase oxidation of aromatic hydrocarbons comprising a reactor having a gas inlet side for a reactant gas and a gas outlet side for a product gas and a first catalyst layer that consists of catalyst bodies and at least a second catalyst layer that consists of catalyst bodies the first catalyst layer being arranged on the gas inlet side and the second catalyst layer being arranged downstream of the first catalyst layer in the gas flow direction and the length of the first catalyst layer being shorter in the gas flow direction than the length of the second catalyst layer in the gas flow direction characterized in that the first catalyst layer has a higher void fraction than the second catalyst layer.

No. of Pages : 30 No. of Claims : 18

(12) PATENT APPLICATION PUBLICATION
(21) Application No.2019/DELNP/2014 A
(19) INDIA
(22) Date of filing of Application :18/03/2014
(43) Publication Date : 20/05/2016

(54) Title of the invention : REVISION SYSTEMS TOOLS AND METHODS FOR REVISING JOINT ARTHROPLASTY IMPLANTS

(51) International classification :A61F2/38
(31) Priority Document No :61/523756
(32) Priority Date :15/08/2011
(33) Name of priority country :U.S.A.
(86) International Application No :PCT/US2012/050964
Filing Date :15/08/2012
(87) International Publication No :WO 2013/025814
(61) Patent of Addition to Application Number :NA
Filing Date :NA
(62) Divisional to Application Number :NA
Filing Date :NA

(71)**Name of Applicant :**
1)CONFORMIS INC.
Address of Applicant :11 North Avenue Burlington MA 01803 U.S.A.
(72)**Name of Inventor :**
1)LINDERMAN Justin
2)SLAMIN John
3)LANG Philipp
4)STEINES Daniel

(57) Abstract :
Disclosed herein are methods compositions and tools for repairing an articular joint having a failed implant. The articular repair systems are customizable or highly selectable by or adaptable to individual patients and geared toward providing optimal fit and function. The surgical tools are designed to be customizable or highly selectable by or adaptable to individual patients to increase the speed accuracy and simplicity of performing total or partial arthroplasty including revision surgeries.

No. of Pages : 240 No. of Claims : 10

(12) PATENT APPLICATION PUBLICATION
(19) INDIA
(22) Date of filing of Application :09/12/2015
(21) Application No.11237/DELNP/2015 A
(43) Publication Date : 20/05/2016

(54) Title of the invention : METHODS TO PRODUCE PARTICLES COMPRISING THERAPEUTIC PROTEINS

(51) International classification :A61K9/00,A61K39/00,A61K9/16
(31) Priority Document No :13168674.3
(32) Priority Date :22/05/2013
(33) Name of priority country :EPO
(86) International Application No :PCT/EP2014/060450
Filing Date :21/05/2014
(87) International Publication No :WO 2014/187863
(61) Patent of Addition to Application Number :NA
Filing Date :NA
(62) Divisional to Application Number :NA
Filing Date :NA

(71)**Name of Applicant :**
1)UCB BIOPHARMA SPRL
Address of Applicant :60 Alle de la Recherche B 1070 Brussels Belgium
(72)**Name of Inventor :**
1)MARQUETTE Sarah
2)YATES Andrew
3)PEERBOOM Claude

(57) Abstract :
The present invention relates to methods for producing a particle comprising a polymer matrix and a protein.

No. of Pages : 41 No. of Claims : 15

(12) PATENT APPLICATION PUBLICATION
(21) Application No.11238/DELNP/2015 A
(19) INDIA
(22) Date of filing of Application :09/12/2015
(43) Publication Date : 20/05/2016

(54) Title of the invention : ELECTRONIC EXPRESSION OF THE INWARD RECTIFIER IN CARDIOCYTES DERIVED FROM HUMAN INDUCED PLURIPOTENT STEM CELLS

(51) International classification :C12N5/00
(31) Priority Document No :61/824507
(32) Priority Date :17/05/2013
(33) Name of priority country :U.S.A.
(86) International Application No :PCT/US2014/038611
Filing Date :19/05/2014
(87) International Publication No :WO 2014/186793
(61) Patent of Addition to Application Number :NA
Filing Date :NA
(62) Divisional to Application Number :NA
Filing Date :NA

(71)**Name of Applicant :**
1)THE RESEARCH FOUNDATION FOR THE STATE UNIVERSITY OF NEW YORK
Address of Applicant :University at Buffalo Office of Science Technology Transfer and Economic Outreach Baird Research Park Suite 111 1576 Sweet Home Road Amherst NY 14228 2567 U.S.A.
(72)**Name of Inventor :**
1)RASMUSSON Randall Lee
2)BETT Glenna C.L.

(57) Abstract :
Systems and methods are provided for improving action potential morphology in iPSC derived cardiac myocytes and utilizing such myocytes. Improved morphology may include for example physiological resting membrane potentials. Membrane voltages of the myocyte are measured and a synthetic inward rectifying current is applied to the myocyte based on the membrane voltage.

No. of Pages : 27 No. of Claims : 20

(12) PATENT APPLICATION PUBLICATION
(21) Application No.11239/DELNP/2015 A
(19) INDIA
(22) Date of filing of Application :09/12/2015
(43) Publication Date : 20/05/2016

(54) Title of the invention : APPARATUS AND METHOD FOR SELECTIVELY PREPARING REACTIVE POLYBUTENE AND NONREACTIVE POLYBUTENE

(51) International classification :C08F2/01,C08F10/08,C08F4/12
(31) Priority Document No :1020130055713
(32) Priority Date :16/05/2013
(33) Name of priority country :Republic of Korea
(86) International Application No:PCT/KR2014/004353
Filing Date :15/05/2014
(87) International Publication No :WO 2014/185723
(61) Patent of Addition to Application Number :NA
Filing Date :NA
(62) Divisional to Application Number :NA
Filing Date :NA

(71)**Name of Applicant :**
1)DAELIM INDUSTRIAL CO. LTD.
Address of Applicant :36 Jongno 1 gil Jongno gu Seoul 110 732 Republic of Korea
(72)**Name of Inventor :**
1)KIM Myeong Seok
2)PARK Min Sup
3)SEO Hyung Jae
4)LEE Se Hyun

(57) Abstract :
Disclosed are an apparatus and a method for selectively preparing a highly reactive polybutene a medium reactive polybutene and a nonreactive polybutene in one plant. The apparatus for selectively preparing reactive polybutenes and a nonreactive polybutene comprises: a reactive polybutene polymerization catalyst supply device for generating a reactive polybutene polymerization catalyst for the polymerization of reactive polybutenes; a nonreactive polybutene polymerization catalyst supply device for generating a nonreactive polybutene polymerization catalyst for the polymerization of a nonreactive polybutene; and a reactor in which a catalyst is supplied from the reactive polybutene polymerization catalyst supply device or the nonreactive polybutene polymerization catalyst supply device and a reaction material containing isobutene is supplied so as to be polymerized into polybutene.

No. of Pages : 34 No. of Claims : 13

(12) PATENT APPLICATION PUBLICATION
(19) INDIA
(22) Date of filing of Application :09/12/2015
(21) Application No.11240/DELNP/2015 A
(43) Publication Date : 20/05/2016

(54) Title of the invention : VEHICLE CONTROLLING DEVICE

(51) International classification :F16H37/02
(31) Priority Document No :NA
(32) Priority Date :NA
(33) Name of priority country :NA
(86) International Application No :PCT/JP2013/066172
Filing Date :12/06/2013
(87) International Publication No :WO 2014/199458
(61) Patent of Addition to Application Number :NA
Filing Date :NA
(62) Divisional to Application Number :NA
Filing Date :NA

(71)**Name of Applicant :**
1)TOYOTA JIDOSHA KABUSHIKI KAISHA
Address of Applicant :1 Toyota cho Toyota shi Aichi 4718571 Japan
(72)**Name of Inventor :**
1)TOYODA Mitsuhiro
2)NAKADA Hirofumi
3)YOSHIDA Michio
4)INOUE Daisuke
5)AYABE Atsushi
6)KIMURA Motonori
7)HINO Akira
8)KONDO Hiroki
9)MATSUO Kenji
10)SHIMAZU Takuro

(57) Abstract :
Provided is a vehicle controlling device comprising a transmission mechanism for which a fixed gear ratio can be set a continuously variable transmission mechanism provided in parallel with the transmission mechanism and a path switching mechanism that can selectively block a torque transmission path containing the transmission mechanism which is configured so that vibration is attenuated by controlling the operation of the path switching mechanism in accordance with the operation status of the vehicle. The vehicle controlling device has the continuously variable transmission mechanism and the transmission mechanism that can be set to a constant gear ratio disposed in parallel between an input shaft and an output shaft and comprises a clutch mechanism that selectively connects so that a transmission route for torque that reaches a drive wheel from the internal combustion engine through the transmission mechanism can transmit the torque and the clutch mechanism is configured so that one clutch is disposed in series with another clutch and the other clutch is disposed downstream relatively. The vehicle controlling device is configured so that the one clutch or the other clutch is engaged when torque is transmitted to the drive wheel from the internal combustion engine via the continuously variable transmission mechanism.

No. of Pages : 91 No. of Claims : 10

(12) PATENT APPLICATION PUBLICATION
(21) Application No.2208/DELNP/2014 A
(19) INDIA
(22) Date of filing of Application :24/03/2014
(43) Publication Date : 20/05/2016

(54) Title of the invention : SELECTIVE METABOLIC APPROACH TO INCREASING ORAL BIOAVAILABILITY OF PHENYLEPHRINE AND OTHER PHENOLIC BIOACTIVES

(51) International classification	:A61K31/10,A61K31/135,A61K31/137
(31) Priority Document No	:61/539530
(32) Priority Date	:27/09/2011
(33) Name of priority country	:U.S.A.
(86) International Application No Filing Date	:PCT/US2012/057588 :27/09/2012
(87) International Publication No	:WO 2013/049365
(61) Patent of Addition to Application Number Filing Date	:NA :NA
(62) Divisional to Application Number Filing Date	:NA :NA

(71)**Name of Applicant :**
1)VIRGINIA COMMONWEALTH UNIVERSITY
Address of Applicant :800 E. Leigh Street Suite 113 Richmond VA 23219 U.S.A.
(72)**Name of Inventor :**
1)GERK Phillip M.
2)BARR William H.
3)RITTER Joseph K.

(57) Abstract :
Presystemic metabolism in intestine of bioactives such as phenylephrine is avoided by administering a subject (human or animal) the bioactive (e.g. phenylephrine) in combination with one or more inhibitors of sulfation (e.g. sulfotransferase enzymes aka SULTs). This can also be enhanced be co administering inhibitors of monoamine oxidases aka MAOs and uridine diphosphate glucoronysl transferases aka UGTs. Preferably the inhibitors are GRAS compounds. The one or more inhibitor compounds inhibit the enzymes responsible for rapid presystemic metabolism thus allowing the bioactives (e.g. phenylephrine) to be more readily absorbed intact into the circulatory system.

No. of Pages : 28 No. of Claims : 24

(12) PATENT APPLICATION PUBLICATION
(19) INDIA
(22) Date of filing of Application :09/12/2015
(21) Application No.11245/DELNP/2015 A
(43) Publication Date : 20/05/2016

(54) Title of the invention : LIGHTWEIGHT IOT INFORMATION MODEL

(51) International classification :H04W4/00
(31) Priority Document No :61/825640
(32) Priority Date :21/05/2013
(33) Name of priority country :U.S.A.
(86) International Application No :PCT/US2014/038966
Filing Date :21/05/2014
(87) International Publication No :WO 2014/190053
(61) Patent of Addition to Application Number :NA
Filing Date :NA
(62) Divisional to Application Number :NA
Filing Date :NA

(71)**Name of Applicant :**
1)CONVIDA WIRELESS LLC
Address of Applicant :200 Bellevue Parkway Suite 300 Wilmington DE 19809 3727 U.S.A.
(72)**Name of Inventor :**
1)LU Guang X.
2)SEED Dale N.
3)DONG Lijun
4)LY Quang
5)RAHMAN Shamim Akbar
6)WANG Chonggang

(57) Abstract :
A lightweight and extensible information model for machine to machine systems is disclosed. A service layer information management architecture uses three categories of atomic objects subjects actions and descriptions. Information for use within the model is built using the atomic information objects. Application programming interfaces are used to perform operations and information processing by different nodes. Common service functions are used in the model as instances of a generic common service information model.

No. of Pages : 53 No. of Claims : 20

(12) PATENT APPLICATION PUBLICATION
(21) Application No.11246/DELNP/2015 A
(19) INDIA
(22) Date of filing of Application :09/12/2015
(43) Publication Date : 20/05/2016

(54) Title of the invention : COMMUNICATION SYSTEM BASE STATION GATEWAY APPARATUS BASE STATION CONTROL METHOD AND GATEWAY APPARATUS CONTROL METHOD

(51) International classification	:H04W36/08,H04W84/10,H04W92/20
(31) Priority Document No	:2013122895
(32) Priority Date	:11/06/2013
(33) Name of priority country	:Japan
(86) International Application No	:PCT/JP2014/000573
Filing Date	:04/02/2014
(87) International Publication No	:WO 2014/199535
(61) Patent of Addition to Application Number	:NA
Filing Date	:NA
(62) Divisional to Application Number	:NA
Filing Date	:NA

(71)**Name of Applicant :**
1)NEC CORPORATION
Address of Applicant :7 1 Shiba 5 chome Minato ku Tokyo 1088001 Japan
(72)**Name of Inventor :**
1)WATANABE Tomohiro
2)NAKATA Atsushi
3)UEDA Yoshio

(57) Abstract :
A communication system (1000) of the present invention comprises: a terminal (104); a first base station (100) to which the terminal (104) connects before a movement thereof; a second base station (103) to which the terminal connects after the movement thereof; and a gateway apparatus (105) that connects the first base station (100) and the second base station (103) to an upper network such that the first base station (100) and the second base station (103) can communicate with the upper network. During a handover of the terminal (104) the first base station (100) transmits to the second base station (103) a first signal that requests a start of the handover and that includes transport information which was used by the gateway apparatus (105) and the first base station (100) communicating with the gateway apparatus (105) for downlink data transmission. The second base station (103) receives the first signal and transmits to the gateway apparatus (105) a second signal that includes the transport information and that requests an update of the transport information. The gateway apparatus (105) receives the second signal and takes over the transport information of the first base station (100) for the communication with the second base station (103).

No. of Pages : 51 No. of Claims : 10

(12) PATENT APPLICATION PUBLICATION
(21) Application No.2086/DELNP/2014 A
(19) INDIA
(22) Date of filing of Application :20/03/2014
(43) Publication Date : 20/05/2016

(54) Title of the invention : NANOEMULSION RESPIRATORY SYNCYTIAL VIRUS (RSV) SUBUNIT VACCINE

(51) International classification :A61K39/155
(31) Priority Document No :61/533062
(32) Priority Date :09/09/2011
(33) Name of priority country :U.S.A.
(86) International Application No :PCT/US2012/054395
Filing Date :10/09/2012
(87) International Publication No :WO 2013/036907
(61) Patent of Addition to Application Number :NA
Filing Date :NA
(62) Divisional to Application Number :NA
Filing Date :NA

(71)**Name of Applicant :**
1)NANOBIO CORPORATION
Address of Applicant :2311 Green Road Suite A Ann Arbor MI 48105 U.S.A.
(72)**Name of Inventor :**
1)FATTOM Ali I.
2)BITKO Vira
3)HAMOUDA Tarek
4)BAKER James R.

(57) Abstract :
The present application relates to the field of immunology in particular a vaccine composition of respiratory syncytial virus (RSV) surface proteins Fusion (F) and Glycoprotein (G) proteins subunit vaccine preferentially mixed with the immune cell targeting and enhancer nanoemulsion to induce a protective immune response and avoid vaccine induce disease enhancement.

No. of Pages : 126 No. of Claims : 25

(12) PATENT APPLICATION PUBLICATION
(19) INDIA
(22) Date of filing of Application :28/03/2014
(21) Application No.2440/DELNP/2014 A
(43) Publication Date : 20/05/2016

(54) Title of the invention : PROPRIETARY DISPENSING CONTAINER SYSTEM

(51) International classification	:A47K5/12,B05B11/00,B05B12/00
(31) Priority Document No	:61/551017
(32) Priority Date	:25/10/2011
(33) Name of priority country	:U.S.A.
(86) International Application No	:PCT/US2012/061818
Filing Date	:25/10/2012
(87) International Publication No	:WO 2013/063206
(61) Patent of Addition to Application Number	:NA
Filing Date	:NA
(62) Divisional to Application Number	:NA
Filing Date	:NA

(71)**Name of Applicant :**
1)GOJO INDUSTRIES INC.
Address of Applicant :One GOJO Plaza Suite 500 P.O. Box 991 Akron Ohio 44309 U.S.A.
(72)**Name of Inventor :**
1)WEGELIN Jackson W.

(57) Abstract :
A proprietary dispensing container system provides a base configured for use with compatible dispensing containers having a dispensing nozzle that when actuated dispenses liquid material such as soap therefrom. The dispensing containers include concentric alignment ribs configured to be received within corresponding concentric base channels disposed in a support platform to prevent unauthorized dispensers from being inserted therein. The dispensing containers also include indicators that are placed in an arrangement to identify attribute data relating to the dispensing containers and their contents which is read by sensors in the support platform for presentation on a display. The support platform is suspended from the base by springs and moves as the dispensing nozzle is actuated to dispense material therefrom. A switch monitors the movement of the support platform and updates a count value that identifies the number of uses of the dispensing containers which is presented on the display.

No. of Pages : 57 No. of Claims : 20

(12) PATENT APPLICATION PUBLICATION
(19) INDIA
(22) Date of filing of Application :29/11/2013
(21) Application No.10337/DELNP/2013 A
(43) Publication Date : 20/05/2016

(54) Title of the invention : RECOMBINANT PROTEIN CARRYING HUMAN PAPILLOMAVIRUS EPITOPES INSERTED IN AN ADENYLATE CYCLASE PROTEIN OR FRAGMENT THEREOF, THERAPEUTIC USES THEREOF

(51) International classification :C12N
(31) Priority Document No :04290741.0
(32) Priority Date :18/03/2004
(33) Name of priority country :EPO
(86) International Application No :PCT/EP2005/003452
Filing Date :18/03/2005
(87) International Publication No :WO2005/089792
(61) Patent of Addition to Application Number :NA
Filing Date :NA
(62) Divisional to Application Number :4950/DELNP/2006
Filed on :18/03/2005

(71)**Name of Applicant :**
1)INSTITUT PASTEUR
Address of Applicant :25-28, Rue du, Docteur Roux, F-75724, Paris Cedex 15, France France
2)GENTICEL
3)INSTITUT NATIONAL DE LA SANTE DE LA RECHERCHE MEDICALE
4)CENTRE NATIONAL DE LA RECHERCHE SCIENTIFIQUE
(72)**Name of Inventor :**
1)PREVILLE Xavier-Edmond-Edouard
2)LECLERC Claude
3)LADANT Daniel
4)TIMMERMAN Benedikt

(57) Abstract :
The present invention relates to a recombinant protein comprising one or several polypeptides bearing one or several epitopes of one or several HPV antigens of an oncogenic HPV, said polypeptides being inserted in the same or different permissive sites of an adenylate cyclase (CyaA) protein or of a fragment thereof, wherein said CyaA fragment retains the property of said adenylate cyclase protein to target Antigen Presenting Cells, and to translocate the epitope(s) of said polypeptide(s) or to translocate said polypeptide(s), into the cytosol of the targeted cells.

No. of Pages : 100 No. of Claims : 58

(12) PATENT APPLICATION PUBLICATION
(21) Application No.10339/DELNP/2013 A
(19) INDIA
(22) Date of filing of Application :29/11/2013
(43) Publication Date : 20/05/2016

(54) Title of the invention : ASSESSMENT OF POWER SYSTEMS

(51) International classification :H02J3/46
(31) Priority Document No :11168113.6
(32) Priority Date :30/05/2011
(33) Name of priority country :EPO
(86) International Application No :PCT/EP2012/060175
Filing Date :30/05/2012
(87) International Publication No :WO 2012/163979
(61) Patent of Addition to Application Number :NA
Filing Date :NA
(62) Divisional to Application Number :NA
Filing Date :NA

(71)**Name of Applicant :**
1)DANMARKS TEKNISKE UNIVERSITET
Address of Applicant :Anker Engelundsvej 1 DK 2800 Kgs. Lyngby Denmark
(72)**Name of Inventor :**
1)JHANNSSON Hjrtur

(57) Abstract :
The present invention relates to a method for assessment of a power system and an early warning system for a power system the method being based on aperiodic small signal instabilities. The power system has a plurality of generators comprising one or more synchronous machines and is represented by a plurality of nodes of power injection injecting power into a network having a plurality of nodes and branches. The method for assessment of the power system comprises determining a present state of the power system calculating system Thevenin impedances from each node of power injection in the power system on the basis of the determined present state of the power system calculating injection impedances from each node of power injection in the power system on the basis of the determined present state of the power system determining a stability boundary for each generator based on the calculated system Thevenin impedances and the calculated injection impedances. Also a method of early warning for a power system is disclosed.

No. of Pages : 68 No. of Claims : 23

(12) PATENT APPLICATION PUBLICATION
(21) Application No.2595/DEL/2005 A
(19) INDIA
(22) Date of filing of Application :27/09/2005
(43) Publication Date : 20/05/2016

(54) Title of the invention : THE PROCESS FOR THE PREPARATION OF BISBENZIMIDAZOLES DERIVATIONS

(51) International classification	:C07D 235/00
(31) Priority Document No	:NA
(32) Priority Date	:NA
(33) Name of priority country	:NA
(86) International Application No	:NA
Filing Date	:NA
(87) International Publication No	: NA
(61) Patent of Addition to Application Number	:NA
Filing Date	:NA
(62) Divisional to Application Number	:
Filed on	:01/01/1900

(71)**Name of Applicant :**
1)UNIVERSITY OF DELHI,
Address of Applicant :NEW DELHI-110007 Delhi India
(72)**Name of Inventor :**
1)TANDON VIBHA
2)JAIN AKASH
3)TAWAR URMILA
4)CHANDRA RAMESH
5)DWARAKANATH BILIKERE SRINIVASRAO
6)CHAUDHURY NABOKUMAR

(57) Abstract :
This invention relates to a process for the synthesis of bisbenzimidazoles and its derivations comprising reacting 5 chloroaniline with zinc dust and acetic anhydride to produce 5 chloroacetanilide; reacting 5 chloroacetanilide with HNO3 to produce 2-nitro-5-chloroacetanilide; boiling sodium methoxide and 2-nitro-5- chloroacetanilide under reflux for 3 hours to prepare 2-nitro-5-chloroaniline; heating 2-nitro-5-chloroaniline, methyl piperazme, anhydrous K2CO3 and Dimethyl formamide at 100-120°C produce a mixture which is cooled by pouring ice and is filtered to obtain 5-(4- methylpiperazin-1 -yl)-2-nitroaniline; treating 5-(4-methylpiperazin-1 - yl)-2-nitroaniline with Pd/C to produce 2-amino-4-(4-methylpiperazin-l- yl) aniline; refluxing a mixture of 2-amino-4-(4-methylpiperazin-l-yl) aniline and ethyl-4-amino-3-nitrobenzenecarboximidate hydrochloride in presence of ethanol/glacial acetic acid to produce 4-[5-(4- methylpiperazin-l-yl) benzimidazol-2-yl)-2-nitroaniline; treating a solution of 4-[5-(4-methylpiperazin-l-yl) benzimidazol-2-yl)-2- nitroaniline with palladium on carbon to yield 2-amino-4-[5-(4- Methylpiperazin- l-yl)benzimidazol-2-yl]aniline; heating 2-amino-4-[5- (4-Methylpiperazin-l-yl) benzimidazol-2-yl] aniline and 3-4-dimethoxy benzaldehyde using nitrobenzene as a solvent at 110-150°C to produce (DMA) i.e. 5-(4-methylpiperazin-l-yl)2-2-3,4-dimethoxyphenyl)-5benzimidazolyl]benzimidazole; heating 2-amino-4-[5-(4- Methylpiperazin-l-yl) benzimidazol-2- yl] aniline and 5-Formyl-[3-methoxy-4-hydroxy benzimidazole] using nitrobenzene at 110°C to 150°C in presence of argon to produce (TBZ) i.e. 5-(4-methylpiperazine-l-yl)-2-[2{2:-(4-hydroxy-3 methoxyphenyl)5benzimidazolyl} -5-benzimidazolyl] benzimidazole.

No. of Pages : 22 No. of Claims : 11

(12) PATENT APPLICATION PUBLICATION
(21) Application No.11768/DELNP/2015 A
(19) INDIA
(22) Date of filing of Application :24/12/2015
(43) Publication Date : 20/05/2016

(54) Title of the invention : LAUNDRY DETERGENT COMPOSITION

(51) International classification :C11D1/22,C11D3/10,C11D3/02
(31) Priority Document No :PCT/CN2013/079208
(32) Priority Date :11/07/2013
(33) Name of priority country :China
(86) International Application No:PCT/CN2014/081943
Filing Date :10/07/2014
(87) International Publication No :WO 2015/003638
(61) Patent of Addition to Application Number :NA
Filing Date :NA
(62) Divisional to Application Number :NA
Filing Date :NA

(71)**Name of Applicant :**
1)THE PROCTER & GAMBLE COMPANY
Address of Applicant :One Procter & Gamble Plaza Cincinnati Ohio 45202 U.S.A.
(72)**Name of Inventor :**
1)SOMERVILLEROBERTS Nigel Patrick
2)URE Colin
3)TRISTON Zoe Rosa
4)PICKERING Carly
5)REID Victor Stuart
6)BROOKER Alan Thomas
7)SHEN Rui
8)GENG Daitao

(57) Abstract :
A laundry detergent composition comprising an agglomerate particle wherein the agglomerate particle comprises; i) from 10 %to 35 %by weight of the agglomerate particle of linear alkybenzene sulphonate; ii) optionally alkoxylated alkyl sulphate; iii) less than 35 % by weight of the agglomerate particle of carbonate material; iv) 30 % or higher by weight of the agglomerate particle of a process aid; wherein the ratio of linear alkylbenzene sulphonate to carbonate is from 3: lto 1:1.5; and wherein the particle has a Mettler moisture content of between 1 and 4 %and wherein the Mettler moisture content is a measure of the percentage decrease in the weight of a 2.5g sample of the agglomerate which has been heated at a temperature of 160°C for a period of 5 minutes.

No. of Pages : 29 No. of Claims : 12

(12) PATENT APPLICATION PUBLICATION
(19) INDIA
(22) Date of filing of Application :24/12/2015
(21) Application No.11769/DELNP/2015 A
(43) Publication Date : 20/05/2016

(54) Title of the invention : CAP ASSEMBLY FOR A BEVERAGE CONTAINER

(51) International classification :B67D1/04,B67D1/08,B67D1/12
(31) Priority Document No :2013902362
(32) Priority Date :26/06/2013
(33) Name of priority country :Australia
(86) International Application No:PCT/AU2014/000334
Filing Date :28/03/2014
(87) International Publication No :WO 2014/205477
(61) Patent of Addition to Application Number :NA
Filing Date :NA
(62) Divisional to Application Number :NA
Filing Date :NA

(71)**Name of Applicant :**
1)VISY PACKAGING PTY LTD
Address of Applicant :c/ 1 Nicholson Street Melbourne Victoria 3000 Australia
(72)**Name of Inventor :**
1)TAGGART Jeffrey Silver

(57) Abstract :
A cap assembly for sealing a beverage container for holding a gas entrained beverage, the cap assembly being configured to cooperate with a dispensing assembly to dispense the beverage, the cap assembly including a first cap component; and a beverage outlet port including a normally-closed beverage dispensing valve and a beverage outlet aperture for dispensing beverage there through when the beverage dispensing valve is opened, the beverage outlet aperture being formed in the first cap component; wherein the first cap component is provided with a cap cover for reducing ingress of contaminants into the cap assembly, and wherein the cap cover includes an access aperture positioned or positionable over the beverage outlet aperture such that the beverage dispensing valve is openable from outside the cap assembly without removing or breaching the cap cover.

No. of Pages : 20 No. of Claims : 17

(12) PATENT APPLICATION PUBLICATION
(19) INDIA
(22) Date of filing of Application :08/01/2014
(21) Application No.140/DELNP/2014 A
(43) Publication Date : 20/05/2016

(54) Title of the invention : APPARATUS SYSTEM AND METHOD FOR MONITORING TRAFFIC AND ROADWAY WATER CONDITIONS

(51) International classification	:G08G1/01,G08G1/04,G08G1/0968
(31) Priority Document No	:61/509439
(32) Priority Date	:19/07/2011
(33) Name of priority country	:U.S.A.
(86) International Application No	:PCT/IB2012/001768
Filing Date	:18/07/2012
(87) International Publication No	:WO 2013/011379
(61) Patent of Addition to Application Number	:NA
Filing Date	:NA
(62) Divisional to Application Number	:NA
Filing Date	:NA

(71)**Name of Applicant :**
1)KING ABDULLAH UNIVERSITY OF SCIENCE AND TECHNOLOGY
Address of Applicant :4700 King Abdullah University Of Science And Technology Thuwal 23955 6900 Saudi Arabia
(72)**Name of Inventor :**
1)CLAUDEL Christian

(57) Abstract :
An apparatus system and method for monitoring traffic and roadway water conditions. Traffic flow and roadway flooding is monitored concurrently through a wireless sensor network. The apparatus and system comprises ultrasound rangefinders monitoring traffic flow flood water conditions or both. Routing information may be calculated from the traffic conditions such that routes are calculated to avoid roadways that are impassable or are slow due to traffic conditions.

No. of Pages : 24 No. of Claims : 36

(12) PATENT APPLICATION PUBLICATION
(21) Application No.2607/DEL/2007 A
(19) INDIA
(22) Date of filing of Application :13/12/2007
(43) Publication Date : 20/05/2016

(54) Title of the invention : DYNAMIC CHANDELIER SYSTEM

(51) International classification	:H05B37/02	(71)**Name of Applicant :**
(31) Priority Document No	:NA	**1)ANIRUDH MAITRA**
(32) Priority Date	:NA	Address of Applicant :C-564, VIKAS PURI, NEW DELHI-18 Delhi India
(33) Name of priority country	:NA	
(86) International Application No	:NA	(72)**Name of Inventor :**
Filing Date	:NA	**1)KUNAL KISHOR**
(87) International Publication No	:NA	
(61) Patent of Addition to Application Number	:NA	
Filing Date	:NA	
(62) Divisional to Application Number	:NA	
Filing Date	:NA	

(57) Abstract :
A Chandelier wherein the position of the crystal from the base is individually adjustable as these crystals are attached to strings whose length below the base is adjustable and hence so the plurality of chandelier crystals which is attached through the string to the base of chandelier could be arranged in the space below the chandelier base differently and consecutively the crystals of chandelier as a group looks different as they form the boundary of different shape in 2 dimension or 3 dimensions space and they could reflect light in different patterns; a motor control system attached to the chandelier base to control the multiple pulley on a single rod arrangement which in turn is coupled with motors at the end of pulley shaft individually or all the end of the pulley shaft is connected with the sprocket gear arrangement which in turn is interlinked with chain and the entire assembly is given common drive by the motor to wind or unwind the strings ; a latching unit control system which control plurality of latching units attached with each string, which in turn control the hanging length of the strings attached to the crystals from the base; a multiple light control system to control the light display.

No. of Pages : 25 No. of Claims : 15

(12) PATENT APPLICATION PUBLICATION
(19) INDIA
(22) Date of filing of Application :08/01/2014
(21) Application No.169/DELNP/2014 A
(43) Publication Date : 20/05/2016

(54) Title of the invention : A METHOD FOR CONSTRUCTING A TUNNEL COURSE AND STRUCTURAL ELEMENT FOR USE BY THE METHOD

(51) International classification :E21D11/00,E21D11/08,E21D11/30
(31) Priority Document No :20110892
(32) Priority Date :21/06/2011
(33) Name of priority country :Norway
(86) International Application No :PCT/NO2012/050112
Filing Date :21/06/2012
(87) International Publication No :WO 2012/177143
(61) Patent of Addition to Application Number :NA
Filing Date :NA
(62) Divisional to Application Number :NA
Filing Date :NA

(71)**Name of Applicant :**
1)STABINOR AS
Address of Applicant :Kjellstadveien 16 N 3400 Lier Norway
(72)**Name of Inventor :**
1)DALEG…RDEN Torbj¸rn

(57) Abstract :
A method and a structural element for the construction of a directionally flexible and watertight tunnel lining (1) or tunnel course (1) the method using pre fabricated elements of concrete or sandwich structure (3 4 5; 73;73). Interspace between such elements and extending transversely of the direction of the tunnel course or tunnel lining receives an interspace cast (14) using an outer flexible formwork (2) in the form of skirts (2 2) attached to the outside of the elements (3 4 5; 73 73) and which through interconnection (11) thereof form a flexible bag like formwork (2) on the outside of the elements (3 4 5; 73 73). Together with conventional formwork (12) on the inside of the elements (3 4 5; 73 73) there is formed a defined cavity (13) which can be filled with injectable mass of concrete. After the concrete has hardened it will provide support to the installed elements (3 4 5; 73 73) as well as providing support relative to exposed surface portion of rock surface (10). The elements (3 4 5; 73 73) can be provided on the outside with a membrane (17). Further the elements can be provided with injection paths (16) in order to at any time establish a completely watertight tunnel lining (1).

No. of Pages : 57 No. of Claims : 25

(12) PATENT APPLICATION PUBLICATION
(19) INDIA
(22) Date of filing of Application :06/03/2014
(21) Application No.1690/DELNP/2014 A
(43) Publication Date : 20/05/2016

(54) Title of the invention : HIGH LAP SHEAR STRENGTH LOW BACK FACE SIGNATURE UD COMPOSITE AND THE PROCESS OF MAKING

(51) International classification	:D06M17/00,D03D11/00,D06M15/00
(31) Priority Document No	:61/531268
(32) Priority Date	:06/09/2011
(33) Name of priority country	:U.S.A.
(86) International Application No	:PCT/US2012/053607
Filing Date	:04/09/2012
(87) International Publication No	:WO 2013/085581
(61) Patent of Addition to Application Number	:NA
Filing Date	:NA
(62) Divisional to Application Number	:NA
Filing Date	:NA

(71)**Name of Applicant :**
1)HONEYWELL INTERNATIONAL INC.
Address of Applicant :Patent Services M/s Ab/2b 101 Columbia Road P. O. Box 2245 Morristown NJ 07962 2245 U.S.A.
(72)**Name of Inventor :**
1)TAM Thomas Yiu tai
2)WARING Brian
3)ARDIFF Henry Gerard
4)GRUNDEN Bradley
5)HURST David A.
6)YOUNG John Armstrong
7)KLEIN Ralf
8)ARVIDSON Brian Duane

(57) Abstract :
Fabrication of ballistic resistant fibrous composites having improved ballistic resistance properties. More particularly ballistic resistant fibrous composites having high interlaminar lap shear strength between component fiber plies or fiber layers which correlates to low composite backface signature. The high lap shear strength low backface signature composites are useful for the production of hard armor articles including helmet armor.

No. of Pages : 65 No. of Claims : 15

(12) PATENT APPLICATION PUBLICATION
(19) INDIA
(22) Date of filing of Application :07/03/2014
(21) Application No.1759/DELNP/2014 A
(43) Publication Date : 20/05/2016

(54) Title of the invention : OCEAN THERMAL ENERGY CONVERSION POWER PLANT COLD WATER PIPE CONNECTION

(51) International classification :F03G7/04,F03G7/05,F24J3/06
(31) Priority Document No :13/209893
(32) Priority Date :15/08/2011
(33) Name of priority country :U.S.A.
(86) International Application No :PCT/US2012/050954
Filing Date :15/08/2012
(87) International Publication No :WO 2013/025807
(61) Patent of Addition to Application Number :NA
Filing Date :NA
(62) Divisional to Application Number :NA
Filing Date :NA

(71)**Name of Applicant :**
1)THE ABELL FOUNDATION INC.
Address of Applicant :111 S. Calvert Street Suite 2300 Baltimore MD 21202 6174 U.S.A.
(72)**Name of Inventor :**
1)ROSS Jonathan M.
2)WILKINS Daniel Latimer
3)GUPTA Manish
4)MORROW Gregory M.
5)SHAPIRO Laurence Jay
6)COLE Barry R.
7)REKRET Andrew

(57) Abstract :
An offshore structure for use with an OTEC system includes a submerged spar having a lower portion having a cold water intake. The cold water intake includes a domed terminus in fluid communication with a cold water pipe. A dry machinery space adjacent the cold water intake includes one or more cold water supply pumps and one or more cold water pipe lifting and retention winches having a lifting cable connected to the cold water pipe.

No. of Pages : 84 No. of Claims : 20

(12) PATENT APPLICATION PUBLICATION
(19) INDIA
(22) Date of filing of Application :22/03/2013
(21) Application No.2637/DELNP/2013 A
(43) Publication Date : 20/05/2016

(54) Title of the invention : 1, 4-OXAZEPANE DERIVATIVES

(51) International classification :C07D267/10,C07D413/04,C07D413/06
(31) Priority Document No :2010227864
(32) Priority Date :07/10/2010
(33) Name of priority country :Japan
(86) International Application No :PCT/JP2011/073745
Filing Date :05/10/2011
(87) International Publication No :WO 2012/046882
(61) Patent of Addition to Application Number :NA
Filing Date :NA
(62) Divisional to Application Number :NA
Filing Date :NA

(71)**Name of Applicant :**
1)TAKEDA PHARMACEUTICAL COMPANY LIMITED
Address of Applicant :1 1 Doshomachi 4 chome Chuo ku Osaka shi Osaka 5410045 Japan
(72)**Name of Inventor :**
1)ISHICHI Yuji
2)YAMADA Masami
3)KAMEI Taku
4)FUJIMORI Ikuo
5)NAKADA Yoshihisa
6)YUKAWA Tomoya
7)SAKAUCHI Nobuki
8)OHBA Yusuke
9)TSUKAMOTO Tetsuya

(57) Abstract :
Provided is a compound having a monoamine reuptake inhibitory activity which is represented by the formula (I) wherein ring A is an optionally substituted 6 membered aromatic ring ring B is the substituents on ring A are optionally bonded to form together with ring A an optionally substituted 9- or 10- membered aromatic fused ring and other symbols are as defined in the specification or a salt thereof.

No. of Pages : 712 No. of Claims : 18

(12) PATENT APPLICATION PUBLICATION
(19) INDIA
(22) Date of filing of Application :28/08/2015
(21) Application No.2710/DEL/2015 A
(43) Publication Date : 20/05/2016

(54) Title of the invention : HYDRAULIC VANE-TYPE MACHINE

(51) International classification :F04C
(31) Priority Document No :14193256.6
(32) Priority Date :14/11/2014
(33) Name of priority country :EPO
(86) International Application No :NA
Filing Date :NA
(87) International Publication No : NA
(61) Patent of Addition to Application Number :NA
Filing Date :NA
(62) Divisional to Application Number :NA
Filing Date :NA

(71)**Name of Applicant :**
1)DANFOSS A/S
Address of Applicant :Nordborgvej 81, 6430 Nordborg, Denmark. Denmark
(72)**Name of Inventor :**
1)HAUGAARD, Erik
2)PETERSEN, Hans Christian

(57) Abstract :
The invention specifies a hydraulic vane-type machine (1) having a stator (2) and having a rotor (3) which has multiple vanes (4), each of which vanes is radially displaceable in a guide (5) in the rotor (3), bears against an inner circumference (6) of the stator (2), and, together with the rotor (3), the stator (2) and in each case one side wall (7) at each axial end of the rotor (3), delimits working chambers whose volumes vary in the event of a rotation of the rotor (3) relative to the stator (2). It is sought to obtain a certain degree of freedom for the design of the inner circumference. For this purpose, it is provided that each vane (4) has, on its radially inner side, an abutment surface (17) which bears radially at the outside against a cam disk (15). Figure 1

No. of Pages : 18 No. of Claims : 14

(12) PATENT APPLICATION PUBLICATION
(19) INDIA
(22) Date of filing of Application :24/02/2014
(21) Application No.1363/DELNP/2014 A
(43) Publication Date : 20/05/2016

(54) Title of the invention : ANTI-OX40 ANTIBODIES AND METHODS OF USING THE SAME

(51) International classification :C07K16/28,C12N15/13,C12N15/63
(31) Priority Document No :PCT/US2011/048752
(32) Priority Date :23/08/2011
(33) Name of priority country :U.S.A.
(86) International Application No :PCT/US2012/024570
Filing Date :09/02/2012
(87) International Publication No :WO 2013/028231
(61) Patent of Addition to Application Number :NA
Filing Date :NA
(62) Divisional to Application Number :NA
Filing Date :NA

(71)**Name of Applicant :**
1)BOARD OF REGENTS THE UNIVERSITY OF TEXAS SYSTEM
Address of Applicant :201 West 7th Street Austin TX 78701 U.S.A.
(72)**Name of Inventor :**
1)LIU Yong Jun
2)VOO Kui Shin
3)BOVER Laura
4)TSURUSHITA Naoya
5)TSO J. Yun
6)KUMAR Shankar

(57) Abstract :
Human antibodies preferably recombinant human antibodies both humanized and chimeric which specifically bind to human OX40 are disclosed. Preferred antibodies have high affinity for OX40 receptor and activate the receptor in vitro and in vivo. The antibody can be a full length antibody or an antigen binding portion thereof. The antibodies or antibody portions are useful for modulating receptor activity e.g. in a human subject suffering from a disorder in which OX40 activity is detrimental. Nucleic acids vectors and host cells for expressing the recombinant human antibodies are provided and methods of synthesizing the recombinant human antibodies are also provided.

No. of Pages : 162 No. of Claims : 20

(12) PATENT APPLICATION PUBLICATION
(19) INDIA
(22) Date of filing of Application :25/02/2014
(21) Application No.1427/DELNP/2014 A
(43) Publication Date : 20/05/2016

(54) Title of the invention : PROGESTERONE ANTAGONISTS

(51) International classification :C07J1/00,C07J21/00,C07J41/00
(31) Priority Document No :13/193426
(32) Priority Date :28/07/2011
(33) Name of priority country :U.S.A.
(86) International Application No:PCT/US2012/048805
Filing Date :30/07/2012
(87) International Publication No :WO 2013/016725
(61) Patent of Addition to Application Number :NA
Filing Date :NA
(62) Divisional to Application Number :NA
Filing Date :NA

(71)**Name of Applicant :**
1)EVESTRA INC.
Address of Applicant :7620 Northwest Loop 410 San Antonio Texas 78227 5301 U.S.A.
(72)**Name of Inventor :**
1)NICKISCH Klaus
2)NARKUNAN Kesavaram
3)DEBNATH Baishakhi
4)SANTHAMMA Bindu

(57) Abstract :
Described herein are compounds which either act as pure antiprogestins or as antiprogestins with partial agonistic activity and methods of treating cancer using such compounds.

No. of Pages : 62 No. of Claims : 12

(12) PATENT APPLICATION PUBLICATION
(19) INDIA
(22) Date of filing of Application :10/03/2014
(21) Application No.1818/DELNP/2014 A
(43) Publication Date : 20/05/2016

(54) Title of the invention : CONTROLS FOR A LIQUID HEATING APPARATUS

(51) International classification :A47J27/21
(31) Priority Document No :1113780.9
(32) Priority Date :10/08/2011
(33) Name of priority country :U.K.
(86) International Application No :PCT/GB2012/051959
Filing Date :10/08/2012
(87) International Publication No :WO 2012/164319
(61) Patent of Addition to Application Number :NA
Filing Date :NA
(62) Divisional to Application Number :NA
Filing Date :NA

(71)**Name of Applicant :**
1)STRIX LIMITED
Address of Applicant :Forrest House Ronaldsway Isle of Man IM9 2RG U.K.
(72)**Name of Inventor :**
1)GARVEY Vincent Joseph

(57) Abstract :
A control assembly for a cordless liquid heating apparatus comprises a control for mounting to the liquid heating apparatus and a cordless base connector (204) adapted to supply electrical power to the control. The control assembly further comprises a switch arrangement for making or breaking an electrical circuit for supplying power to the liquid heating apparatus. The switch arrangement comprises: a fixed contact (112) provided on the cordless base connector (204) a moveable contact member (206) provided on the control and a physical blocking member (260). The blocking member (260) is arranged so that when the moveable contact member (206) is separated from the fixed contact (112) the blocking member (260) moves automatically to a blocking position in which it prevents the moveable contact member (206) from making electrical contact with the fixed contact (112).

No. of Pages : 78 No. of Claims : 130

(12) PATENT APPLICATION PUBLICATION
(19) INDIA
(22) Date of filing of Application :29/09/2005
(21) Application No.2611/DEL/2005 A
(43) Publication Date : 20/05/2016

(54) Title of the invention : DIRECT ELEMENTAL SYNTHESIS OF SODIUM BOROHYDRIDE

(51) International classification :C01B 6/15
(31) Priority Document No :60/617,011
(32) Priority Date :08/10/2004
(33) Name of priority country :U.S.A.
(86) International Application No :NA
Filing Date :NA
(87) International Publication No :NA
(61) Patent of Addition to Application Number :NA
Filing Date :NA
(62) Divisional to Application Number :NA
Filing Date :NA

(71)**Name of Applicant :**
1)ROHM AND HAAS COMPANY
Address of Applicant :100 INDEPENDENCE MALL WEST, PHILADELPHIA, PENNSYLVANIA, 19106-2399, U.S.A. U.S.A.
(72)**Name of Inventor :**
1)ARTHUR ACHHING CHIN
2)FRANCIS JOSEPH LIPIECKI
3)WON SUH PARK

(57) Abstract :
A method for producing sodium and boron from sodium metaborate by allowing sodium metaborate to react with at least one reductant.

No. of Pages : 9 No. of Claims : 10

(12) PATENT APPLICATION PUBLICATION
(19) INDIA
(22) Date of filing of Application :14/10/2005
(21) Application No.2764/DEL/2005 A
(43) Publication Date : 20/05/2016

(54) Title of the invention : CONTINUOUS INK JET PRINTING

(51) International classification :B41J 2/145
(31) Priority Document No :9626682.0
(32) Priority Date :23/12/1996
(33) Name of priority country :U.K.
(86) International Application No :NA
Filing Date :NA
(87) International Publication No :NA
(61) Patent of Addition to Application Number :NA
Filing Date :NA
(62) Divisional to Application Number :3669/DEL/1997
Filed on :18/12/1997

(71)**Name of Applicant :**
1)DOMINO PRINTING SCIENCES PLC
Address of Applicant :BAR HILL, CAMBRIDGE CB3 8TU, U.K U.K.
(72)**Name of Inventor :**
1)LECHEHEB, AMMAR
2)TOMLIN, MATTHEW
3)KASSNER, PETER

(57) Abstract :
A method is disclosed for adjusting the amplitude of the pressure modulation waveform in a multi-nozzle continuous ink jet printhead having a pressure modulator for causing streams of ink emitted from the nozzles to be broken up into individual droplets, and charge electrodes and charge electrode controllers for controllably applying a charge to individual ones of the droplets in each stream. The method involves generating a modulation waveform to operate the pressure modulator to cause droplets to be generated in each stream, operating the charge controllers to supply a charge signal waveform to each charge electrode; and periodically determining the phase relationship between the charge signal waveforms applied by the charge controllers and the pressure modulation waveform to achieve satisfactory charging of the droplets, determining the spread . of the phase relationships to achieve satisfactory charging of the droplets, and thereafter incrementally adjusting the amplitude of the pressure modulation waveform upwardly or downwardly to optimise the break-up length of the droplet streams.

No. of Pages : 37 No. of Claims : 6

(12) PATENT APPLICATION PUBLICATION
(21) Application No.11778/DELNP/2015 A
(19) INDIA
(22) Date of filing of Application :24/12/2015
(43) Publication Date : 20/05/2016

(54) Title of the invention : SYSTEM AND METHOD FOR MEASUREMENT OF REFRACTIVE ERROR OF AN EYE BASED ON SUBJECTIVE DISTANCE METERING

(51) International classification :A61B3/02
(31) Priority Document No :61/831685
(32) Priority Date :06/06/2013
(33) Name of priority country :U.S.A.
(86) International Application No :PCT/IL2014/050506
Filing Date :05/06/2014
(87) International Publication No :WO 2014/195951
(61) Patent of Addition to Application Number :NA
Filing Date :NA
(62) Divisional to Application Number :NA
Filing Date :NA

(71)**Name of Applicant :**
1)6 OVER 6 VISION Ltd
Address of Applicant :6 Simtat Habaz 4427203 Kfar Saba Israel
(72)**Name of Inventor :**
1)LIMON Ofer

(57) Abstract :
The method include: (a) displaying at least one dynamic target image of at least one sign over a display area; (b) receiving subjective feedback from the subject indicating that the subject is positioned at a maximum distance of best acuity (MDBA) from the target image, wherein the MDBA is the maximum distance in which the subject recognizes the sign; (c) measuring one or more parameter associated with distance, during the time the subject has reached the MDBA distance, using at least one sensor; (d) estimating the MDBA by estimating the distance between the eye of the subject and the display area in which the target image is displayed by using the sensor data and (e) calculating the refractive error of the eye according to the estimated MDBA and characteristics of the target image.

No. of Pages : 85 No. of Claims : 32

(12) PATENT APPLICATION PUBLICATION
(19) INDIA
(22) Date of filing of Application :24/12/2015
(21) Application No.11779/DELNP/2015 A
(43) Publication Date : 20/05/2016

(54) Title of the invention : INTERNAL COMBUSTION ENGINE FUEL PREFERABLY DIESEL FUEL FEED PUMP ASSEMBLY

(51) International classification :F02M59/06,F02M59/46,F02M59/10
(31) Priority Document No :MI2013A001164
(32) Priority Date :10/07/2013
(33) Name of priority country :Italy
(86) International Application No :PCT/EP2014/064643
Filing Date :08/07/2014
(87) International Publication No :WO 2015/004151
(61) Patent of Addition to Application Number :NA
Filing Date :NA
(62) Divisional to Application Number :NA
Filing Date :NA

(71)**Name of Applicant :**
1)ROBERT BOSCH GMBH
Address of Applicant :Postfach 30 02 20 70442 Stuttgart Germany
(72)**Name of Inventor :**
1)DAMIANI Fabio
2)GUARINO Rocco
3)TAVANI Manuel

(57) Abstract :
Internal combustion engine fuel, preferably diesel fuel, feed pump assembly, the pump assembly (1) comprising a pump body (2); at least one cylinder (6) formed in the pump body (2) and extending along an axis (A2); a seat (12) formed in the pump body (2), at one end of the cylinder (6); an intake valve (18) for selectively controlling fuel feed into the cylinder (6), which is housed inside the seat (12) and in turn comprises a valve body (25); and an annular seal (26) extending around the axis (A2) and fitted inside the seat (12) between the valve body (25) and the pump body (2); the pump assembly (1) being characterized in that the valve body (25) is positioned contacting the annular seal (26) along a contact surface (45) of the valve body (25) and close to a surface portion adjacent to a radially inner peripheral edge (46) of the seal (26); the valve body (25) having an annular step (48) along another surface portion adjacent to a radially outer peripheral edge (52) of the seal (26).

No. of Pages : 13 No. of Claims : 10

(12) PATENT APPLICATION PUBLICATION
(19) INDIA
(22) Date of filing of Application :07/03/2014
(21) Application No.1761/DELNP/2014 A
(43) Publication Date : 20/05/2016

(54) Title of the invention : OCEAN THERMAL ENERGY CONVERSION POWER PLANT

(51) International classification :F03G7/04,F03G7/05,F01K27/00
(31) Priority Document No :13/209865
(32) Priority Date :15/08/2011
(33) Name of priority country :U.S.A.
(86) International Application No :PCT/US2012/050933
Filing Date :15/08/2012
(87) International Publication No:WO 2013/025797
(61) Patent of Addition to Application Number :NA
Filing Date :NA
(62) Divisional to Application Number :NA
Filing Date :NA

(71)**Name of Applicant :**
1)THE ABELL FOUNDATION INC.
Address of Applicant :111 S. Calvert Street Suite 2300 Baltimore Maryland 21202 6174 U.S.A.
(72)**Name of Inventor :**
1)SHAPIRO Laurence Jay
2)ROSS Jonathan M.
3)COLE Barry R.
4)MARSON Bruce Robert

(57) Abstract :
An power generation structure comprising a portion having a first deck portion comprising an integral multi stage evaporator system a second deck portion comprising an integral multi stage condensing system a third deck portion housing power generation equipment a cold water pipe and a cold water pipe connection. The evaporator and condenser systems include a multi stage cascading heat exchange system. Warm water conduits in the first deck portion and cold water conduits in the second deck portion are integral to the structure of the portion of the platform.

No. of Pages : 79 No. of Claims : 42

(12) PATENT APPLICATION PUBLICATION
(19) INDIA
(22) Date of filing of Application :05/09/2015
(21) Application No.2790/DEL/2015 A
(43) Publication Date : 20/05/2016

(54) Title of the invention : ELECTRIC SHOCK DEVICE AND PORTABLE ELECTRONIC DEVICE INCLUDING THE SAME

(51) International classification	:G01M
(31) Priority Document No	:10-2014-0162858
(32) Priority Date	:20/11/2014
(33) Name of priority country	:Republic of Korea
(86) International Application No	:NA
Filing Date	:NA
(87) International Publication No	: NA
(61) Patent of Addition to Application Number	:NA
Filing Date	:NA
(62) Divisional to Application Number	:NA
Filing Date	:NA

(71)**Name of Applicant :**
1)AMOTECH CO., LTD.
Address of Applicant :1 Lot, 5 Block, Namdonggongdan, 380, Namdongseo-ro, Namdong-gu, Incheon, 405-846, Republic of Korea. Republic of Korea
(72)**Name of Inventor :**
1)KIM, Tong Gi
2)YU, Jun-Suh
3)PARK, Kyu Hwan
4)SUN, Gui Nam
5)RYU, Jae Su
6)LIM, Byung Guk
7)KIM, Rieon

(57) Abstract :
Provided is an electric shock protection device disposed between a human body contactable conductor and an internal circuit unit of an electronic device, wherein in order to pass static electricity without causing dielectric breakdown when the static electricity flows from the conductor, block a leakage current of an external power source flowing from a ground of the circuit unit, and pass communication signals flowing from the conductor, the following equation is satisfied: Vbr > Vin where Vbr is a breakdown voltage of the electric shock protection device and Vin is a rated voltage of an external power source of the electronic device.

No. of Pages : 46 No. of Claims : 31

(12) PATENT APPLICATION PUBLICATION
(19) INDIA
(22) Date of filing of Application :29/12/2015
(21) Application No.11893/DELNP/2015 A
(43) Publication Date : 20/05/2016

(54) Title of the invention : PHOTOVOLTAIC DEVICES AND METHOD OF MAKING

(51) International classification :H01L27/098,H01L27/14,H01L27/142
(31) Priority Document No :13/912782
(32) Priority Date :07/06/2013
(33) Name of priority country :U.S.A.
(86) International Application No :PCT/US2014/036503
Filing Date :02/05/2014
(87) International Publication No :WO 2014/197143
(61) Patent of Addition to Application Number :NA
Filing Date :NA
(62) Divisional to Application Number :NA
Filing Date :NA

(71)**Name of Applicant :**
1)FIRST SOLAR INC.
Address of Applicant :350 W. Washington Street 6th Floor Tempe AZ 85281 U.S.A.
(72)**Name of Inventor :**
1)BLAYDES Holly Ann
2)ANDREINI Kristian William
3)HUBER William Hullinger
4)HINNERS Eugene Thomas
5)SHIANG Joseph John
6)LIANG Yong
7)CHOI Jongwoo
8)HALVERSON Adam Fraser

(57) Abstract :
A photovoltaic device is presented. The photovoltaic device includes a layer stack; and an absorber layer is disposed on the layer stack. The absorber layer includes selenium and an atomic concentration of selenium varies non linearly across a thickness of the absorber layer. A method of making a photovoltaic device is also presented.

No. of Pages : 46 No. of Claims : 26

(12) PATENT APPLICATION PUBLICATION
(19) INDIA
(22) Date of filing of Application :22/03/2013
(21) Application No.2638/DELNP/2013 A
(43) Publication Date : 20/05/2016

(54) Title of the invention : SOLID DISPERSIONS CONTAINING AN APOPTOSIS INDUCING AGENT

(51) International classification :A61K9/14,A61K31/437,A61K47/22
(31) Priority Document No :61/408517
(32) Priority Date :29/10/2010
(33) Name of priority country :U.S.A.
(86) International Application No :PCT/US2011/058024
Filing Date :27/10/2011
(87) International Publication No :WO 2012/058392
(61) Patent of Addition to Application Number :NA
Filing Date :NA
(62) Divisional to Application Number :NA
Filing Date :NA

(71)**Name of Applicant :**
1)ABBVIE INC.
Address of Applicant :1 North Waukegan Road North Chicago IL 60064 U.S.A.
(72)**Name of Inventor :**
1)CATRON Nathaniel D.
2)LINDLEY David J.
3)MILLER Jonathan
4)SCHMITT Eric A.
5)TONG Ping

(57) Abstract :
A pro-apoptotic solid dispersion comprises, in essentially non-crystalline form, a Bcl-2 family protein inhibitory compound of Formula I as defined herein, dispersed in a solid matrix that comprises (a) a pharmaceutically acceptable water-soluble polymeric carrier and (b) a pharmaceutically acceptable surfactant. A process for preparing such a solid dispersion comprises dissolving the compound, the polymeric carrier and the surfactant in a suitable solvent, and removing the solvent to provide a solid matrix comprising the polymeric carrier and the surfactant and having the compound dispersed in essentially non-crystalline form therein. The solid dispersion is suitable for oral administration to a subject in need thereof for treatment of a disease characterized by overexpression of one or more anti-apoptotic Bcl-2 family proteins, for example cancer.

No. of Pages : 400 No. of Claims : 49

(12) PATENT APPLICATION PUBLICATION
(19) INDIA
(22) Date of filing of Application :26/03/2013
(21) Application No.2714/DELNP/2013 A
(43) Publication Date : 20/05/2016

(54) Title of the invention : PROCESSES AND COMPOSITIONS FOR REMOVING SUBSTANCES FROM SUBSTRATES

(51) International classification :C11D7/34,C11D11/00,G03F7/42
(31) Priority Document No :12/891745
(32) Priority Date :27/09/2010
(33) Name of priority country :U.S.A.
(86) International Application No :PCT/US2011/051148
Filing Date :12/09/2011
(87) International Publication No :WO 2012/047449
(61) Patent of Addition to Application Number :NA
Filing Date :NA
(62) Divisional to Application Number :NA
Filing Date :NA

(71)**Name of Applicant :**
1)EASTMAN CHEMICAL COMPANY
Address of Applicant :200 South Wilcox Drive Kingsport TN 37660 U.S.A.
(72)**Name of Inventor :**
1)QUILLEN Michael Wayne
2)ODELL Dale Edward
3)LEE Zachary Philip
4)MOORE John Cleaon
5)HOCHSTETLER Spencer Erich
6)PETERS Richard Dalton
7)ARMENTROUT Rodney Scott
8)MUCK Darryl W.
9)MCENTIRE Edward

(57) Abstract :
Processes associated apparatus and compositions useful for removing organic substances from substrates for example electronic device substrates such as microelectronic wafers or flat panel displays are provided. Processes are presented that apply a minimum volume of a composition as a coating to the inorganic substrate whereby sufficient heat is added and the organic substances are completely removed by rinsing. The compositions and processes may be suitable for removing and in some instances completely dissolving photoresists of the positive and negative varieties as well as thermoset polymers from electronic devices.

No. of Pages : 66 No. of Claims : 19

(12) PATENT APPLICATION PUBLICATION
(21) Application No.2792/DEL/2015 A
(19) INDIA
(22) Date of filing of Application :05/09/2015
(43) Publication Date : 20/05/2016

(54) Title of the invention : ELECTRIC SHOCK PROTECTION DEVICE AND PORTABLE ELECTRONIC DEVICE INCLUDING THE SAME

(51) International classification	:G01M
(31) Priority Document No	:10-2014-0162858
(32) Priority Date	:20/11/2014
(33) Name of priority country	:Republic of Korea
(86) International Application No	:NA
Filing Date	:NA
(87) International Publication No	: NA
(61) Patent of Addition to Application Number	:NA
Filing Date	:NA
(62) Divisional to Application Number	:NA
Filing Date	:NA

(71)**Name of Applicant :**
1)AMOTECH CO., LTD.
Address of Applicant :1 Lot, 5 Block, Namdonggongdan, 380, Namdongseo-ro, Namdong-gu, Incheon, 405-846, Republic of Korea. Republic of Korea
(72)**Name of Inventor :**
1)KIM, Tong Gi
2)YU, Jun-Suh
3)PARK, Kyu Hwan
4)SUN, Gui Nam
5)RYU, Jae Su
6)LEE, Seung Chul

(57) Abstract :
Provided is an electric shock protection device disposed between a human body contactable conductor and an internal circuit unit of an electronic device. The electric shock protection device includes: a sintered body where a plurality of sheet layers stacked; an electric shock protection unit including at least one pair of inner electrodes disposed spaced a predetermined interval apart from each other inside the sintered body and a pore disposed between the inner electrodes; and at least one capacitor layer configured to pass communication signals flowing from the conductor.

No. of Pages : 72 No. of Claims : 32

(12) PATENT APPLICATION PUBLICATION
(21) Application No.2876/DELNP/2015 A
(19) INDIA
(22) Date of filing of Application :07/04/2015
(43) Publication Date : 20/05/2016

(54) Title of the invention : INFORMATION MANAGEMENT SYSTEMS AND METHODS USING A BIOLOGICAL SIGNATURE

(51) International classification :C12Q1/68
(31) Priority Document No :61/699632
(32) Priority Date :11/09/2012
(33) Name of priority country :U.S.A.
(86) International Application No :PCT/US2013/058450
Filing Date :06/09/2013
(87) International Publication No :WO 2014/042986
(61) Patent of Addition to Application Number :NA
Filing Date :NA
(62) Divisional to Application Number :NA
Filing Date :NA

(71)**Name of Applicant :**
1)THERANOS INC.
Address of Applicant :1601 S. California Avenue Palo Alto CA 94304 U.S.A.
(72)**Name of Inventor :**
1)HOLMES Elizabeth A.

(57) Abstract :
Systems and methods are provided for generating a biological signature such as a genetic signature and using such signature of an individual. The biological signature may be used to verify the identity of the individual. A verified individual may be granted access to a secured location item and/or service. Biological signatures may also be used to search or aggregate records for an individual.

No. of Pages : 134 No. of Claims : 149

(12) PATENT APPLICATION PUBLICATION
(19) INDIA
(22) Date of filing of Application :21/02/2014
(21) Application No.1349/DELNP/2014 A
(43) Publication Date : 20/05/2016

(54) Title of the invention : TRANS CLOMIPHENE METABOLITES AND USES THEREOF

(51) International classification :C07C217/18,A61K31/138,A61P3/06
(31) Priority Document No :61/515278
(32) Priority Date :04/08/2011
(33) Name of priority country :U.S.A.
(86) International Application No :PCT/US2012/049451
Filing Date :03/08/2012
(87) International Publication No :WO 2013/020017
(61) Patent of Addition to Application Number :NA
Filing Date :NA
(62) Divisional to Application Number :NA
Filing Date :NA

(71)**Name of Applicant :**
1)REPROS THERAPEUTICS INC.
Address of Applicant :2408 Timberloch Place Suite B 7 The Woodlands TX 77380 U.S.A.
(72)**Name of Inventor :**
1)PODOLSKI Joseph S.
2)WIEHLE Ronald D.

(57) Abstract :
The present invention relates to substantially pure metabolites of irara clomiphene. The invention is also directed to pharmaceutical compositions comprising these metabolites and their use in treating disorders including secondary hypogonadism type 2 diabetes elevated cholesterol elevated triglycerides wasting lipodystrophy female and male infertility benign prostate hypertrophy prostate cancer breast cancer ovarian cancer and endometrial cancer.

No. of Pages : 26 No. of Claims : 22

(12) PATENT APPLICATION PUBLICATION
(21) Application No.1412/DELNP/2014 A
(19) INDIA
(22) Date of filing of Application :25/02/2014
(43) Publication Date : 20/05/2016

(54) Title of the invention : COMPOSITIONS AND METHODS FOR PROVIDING A LIFE STAGE APPROPRIATE ANIMAL DIET

(51) International classification :A23K1/16,A23K1/18
(31) Priority Document No :13/223943
(32) Priority Date :01/09/2011
(33) Name of priority country :U.S.A.
(86) International Application No :PCT/US2012/052953
Filing Date :30/08/2012
(87) International Publication No :WO 2013/033276
(61) Patent of Addition to Application Number :NA
Filing Date :NA
(62) Divisional to Application Number :NA
Filing Date :NA

(71)**Name of Applicant :**
1)THE IAMS COMPANY
Address of Applicant :One Procter & Gamble Plaza Cincinnati OH 45202 U.S.A.
(72)**Name of Inventor :**
1)FOY Julie Marie
2)GREY Rebecca Massie
3)REED Thomas Wendell
4)MYRIE Leslie Rolce
5)ROMANACH Benito Alberto
6)BOEBEL Katherine P.
7)CARNAGEY Kristen M.
8)WESTENDORF Roxanne Drago

(57) Abstract :
An array of animal diets nutritionally tailored to different animal life stages. A method for facilitating the selection of a life stage appropriate diet for an animal. The method may comprise providing an indicium to facilitate an anthropomorphic connection between the animal life stage and a corresponding human life stage.

No. of Pages : 20 No. of Claims : 12

(12) PATENT APPLICATION PUBLICATION
(19) INDIA
(22) Date of filing of Application :25/02/2014
(21) Application No.1413/DELNP/2014 A
(43) Publication Date : 20/05/2016

(54) Title of the invention : ASEPTIC DUCKBILL FLIP CAP FITMENT FOR A COLLAPSIBLE CONTAINER

(51) International classification :F16L29/00,B65D47/06,B65D47/10
(31) Priority Document No :61/528508
(32) Priority Date :29/08/2011
(33) Name of priority country :U.S.A.
(86) International Application No :PCT/US2012/052754
Filing Date :29/08/2012
(87) International Publication No :WO 2013/033135
(61) Patent of Addition to Application Number :NA
Filing Date :NA
(62) Divisional to Application Number :NA
Filing Date :NA

(71)**Name of Applicant :**
1)LIQUI BOX CORPORATION
Address of Applicant :P.O. Box 494 6950 Worthington Galena Road Worthington Ohio 43085 0494 U.S.A.
(72)**Name of Inventor :**
1)JOHNSON James

(57) Abstract :
Disclosed herein is a fitment for use with a collapsible bag for dispensing liquids or semi solids comprising a spout having a generally cylindrical body attached to a collapsible bag an aseptic flip cap attached to the spout having positioned therein a flexible cap duckbill that allows for the flow of fluid when engaged with a probe assembly wherein said duckbill flip cap fitment forms an aseptic seal with the spout on the collapsible bag.

No. of Pages : 26 No. of Claims : 23

(12) PATENT APPLICATION PUBLICATION
(21) Application No.2836/DELNP/2015 A
(19) INDIA
(22) Date of filing of Application :07/04/2015
(43) Publication Date : 20/05/2016

(54) Title of the invention : YIELD ENHANCEMENT FOR STRESS- SUSCEPTIBLE PLANTS

(51) International classification :A01N27/00
(31) Priority Document No :61/712412
(32) Priority Date :11/10/2012
(33) Name of priority country :U.S.A.
(86) International Application No :PCT/US2013/064432
Filing Date :11/10/2013
(87) International Publication No :WO 2014/059209
(61) Patent of Addition to Application Number :NA
Filing Date :NA
(62) Divisional to Application Number :NA
Filing Date :NA

(71)**Name of Applicant :**
1)AGROFRESH INC.
Address of Applicant :727 Norristown Road, Spring Hill, Pennsylvania 19477 U.S.A.
(72)**Name of Inventor :**
1)GREEN, Alan;

(57) Abstract :
This invention is based on the use of cyclopropene to stabilize/enhance yield/seed production for corn inbred lines known to be stress-susceptible. Inbred corn lines are especially susceptible to environmental and mechanical stresses. Provided are methods and use of cyclopropene to enhance production of inbred seed from inbreds especially susceptible to stress. Also provided are methods and use of cyclopropene to enhance production of hybrid seed from inbreds susceptible to environmental stress. Also provided are methods and use of cyclopropene to enhance production of hybrid seed from inbreds susceptible to mechanical stress.

No. of Pages : 45 No. of Claims : 14

(12) PATENT APPLICATION PUBLICATION
(21) Application No.3273/DEL/2014 A
(19) INDIA
(22) Date of filing of Application :13/11/2014
(43) Publication Date : 20/05/2016

(54) Title of the invention : ADAPTOR WITH INBUILT CHARGER

(51) International classification :H02J7/00
(31) Priority Document No :NA
(32) Priority Date :NA
(33) Name of priority country :NA
(86) International Application No :NA
Filing Date :NA
(87) International Publication No : NA
(61) Patent of Addition to Application Number :NA
Filing Date :NA
(62) Divisional to Application Number :NA
Filing Date :NA

(71)**Name of Applicant :**
1)SHAKEELA AKHTER
Address of Applicant :69 TAZIPORA (MOHDPORA), DISTRICT & TEHSIL:KULGAM, JAMMU & KASHMIR 192231 Jammu & Kashmir India
2)JAGDISH TIWARI
(72)**Name of Inventor :**
1)ABID KHURSHID
2)ROHIT TIWARI

(57) Abstract :
An integrated adaptor with an inbuilt charging device, comprising of Power supply circuit, a casing for said circuit, a battery, plurality of plugs for receiving and forwarding electrical current to the electrical circuit and cord devices. Reference Figures 1, 2 and 3

No. of Pages : 9 No. of Claims : 7

(12) PATENT APPLICATION PUBLICATION
(19) INDIA
(22) Date of filing of Application :13/11/2014
(21) Application No.3274/DEL/2014 A
(43) Publication Date : 20/05/2016

(54) Title of the invention : AN IMPROVED THROUGH BULKHEAD INITIATOR (TBI)

(51) International classification :F02K9/95
(31) Priority Document No :NA
(32) Priority Date :NA
(33) Name of priority country :NA
(86) International Application No :NA
Filing Date :NA
(87) International Publication No : NA
(61) Patent of Addition to Application Number :NA
Filing Date :NA
(62) Divisional to Application Number :NA
Filing Date :NA

(71)**Name of Applicant :**
1)DIRECTOR GENERAL, DEFENCE RESEARCH & DEVELOPMENT ORGANISATION
Address of Applicant :MINISTRY OF DEFENCE, GOVT. OF INDIA, ROOM NO. 348, B-WING, DRDO BHAWAN, RAJAJI MARG, NEW DELHI 110105 Delhi India
(72)**Name of Inventor :**
1)AVINASH CHANDER
2)SOOSAIMUTHU KOVILPITCHAI
3)SAMSON SAMUDRE
4)RABINDRA KUMAR SINHA
5)RAJENDRA RAUT
6)ANITA MATHEW
7)BIKASH BHATTACHARYA

(57) Abstract :
The present invention relates to an improved Through Bulkhead Initiator (TBI). The present invention more particularly relates to Through Bulkhead Initiator (TBI) S wherein both the donor and acceptor cavities are filled with PBXN-5 composition for initiating solid rocket motor, the detonator is located at a distance of 8mm from the said secondary high explosive donor charge and Ignition, Safe and Arm (ISA) barrier is between the said detonator and said secondary high explosive donor charge.

No. of Pages : 18 No. of Claims : 6

(12) PATENT APPLICATION PUBLICATION
(19) INDIA
(22) Date of filing of Application :26/02/2014
(21) Application No.1478/DELNP/2014 A
(43) Publication Date : 20/05/2016

(54) Title of the invention : ADDING NEW ALTERNATIVE PATHS FOR RESTORATION IN WSON NETWORK

(51) International classification :H04J14/02
(31) Priority Document No :NA
(32) Priority Date :NA
(33) Name of priority country :NA
(86) International Application No :PCT/EP2011/067025
Filing Date :29/09/2011
(87) International Publication No :WO 2013/044967
(61) Patent of Addition to Application Number :NA
Filing Date :NA
(62) Divisional to Application Number :NA
Filing Date :NA

(71)**Name of Applicant :**
1)TELEFONAKTIEBOLAGET L M ERICSSON (PUBL)
Address of Applicant :S 164 83 Stockholm Sweden
(72)**Name of Inventor :**
1)MAGGIARI Massimiliano
2)MARCENARO Carla
3)BEVILACQUA Michela

(57) Abstract :
A network management system (10) manages pre planned alternative paths in a wavelength switched optical network for a traffic flow having a working path and two or more pre planned alternative paths from a source node (310) to a destination node (370). A processing part (20) determines if after the fault a number of available alternative paths for the respective traffic flow drops to a threshold. If so a new alternative path is calculated and set up the new alternative path in the nodes to enable one or more of the nodes to move the traffic flow onto the new alternative path in the event of further faults without waiting for input from the network management system. Thus multiple faults can be handled without the nodes needing to store details of so many such alternative paths. Otherwise many such alternative paths are needed to take account of many different possible failure locations.

No. of Pages : 40 No. of Claims : 18

(12) PATENT APPLICATION PUBLICATION
(21) Application No.1479/DELNP/2014 A
(19) INDIA
(22) Date of filing of Application :26/02/2014
(43) Publication Date : 20/05/2016

(54) Title of the invention : SYSTEM TO IDENTIFY MULTIPLE COPYRIGHT INFRINGEMENTS

(51) International classification :G06F15/18,G06F21/00
(31) Priority Document No :61/526946
(32) Priority Date :24/08/2011
(33) Name of priority country :U.S.A.
(86) International Application No :PCT/US2012/052325
Filing Date :24/08/2012
(87) International Publication No :WO 2013/028997
(61) Patent of Addition to Application Number :NA
Filing Date :NA
(62) Divisional to Application Number :NA
Filing Date :NA

(71)**Name of Applicant :**
1)STEELE Robert
Address of Applicant :3100 Donald Douglas Loop North Santa Monica CA 90405 U.S.A.
(72)**Name of Inventor :**
1)STEELE Robert

(57) Abstract :
A system a method and a computer program for determining multiple copyright infringement events identifying a stopped reporting repeat infringer identifying a started reporting repeat infringer and determining if the stopped reporting repeat infringer and the started reporting repeat infringer are using the same computer.

No. of Pages : 64 No. of Claims : 20

(12) PATENT APPLICATION PUBLICATION
(19) INDIA
(22) Date of filing of Application :13/11/2014
(21) Application No.3282/DEL/2014 A
(43) Publication Date : 20/05/2016

(54) Title of the invention : ˜ANALYZING DATA DUMPS BY OBTAINING INFORMATION ABOUT VARIABLES™

(51) International classification :G06F11/00
(31) Priority Document No :NA
(32) Priority Date :NA
(33) Name of priority country :NA
(86) International Application No :NA
Filing Date :NA
(87) International Publication No : NA
(61) Patent of Addition to Application Number :NA
Filing Date :NA
(62) Divisional to Application Number :NA
Filing Date :NA

(71)**Name of Applicant :**
1)UNISYS CORPORATION
Address of Applicant :C/O Patent & Technology Law Group MS/2NW, 801 Lakeview Drive, Suite 100, Blue Bell, PA 19422, United States of America U.S.A.
(72)**Name of Inventor :**
1)Gaurav Ahuja
2)Anand Prakash
3)Gayani Karampudi

(57) Abstract :
The present invention provides apparatuses and methods for accessing variable information in an application and analyzing data dumps. Various embodiments of the invention may obtain variable value from a first map. Embodiments of the invention may also extract lookup data based on the variable value. Once the lookup is extracted, a memory address may be obtained from a data dump map that is associated with the lookup data. Using the memory address from a data dump map, a memory address associated with a second map may be searched to determine if the two memory addresses are the same. If the memory address from the first map matches the memory address from the data dump map, a fixed-size group of digits associated with the memory address of the first map may be converted to a numeric value, and displayed to a user.

No. of Pages : 36 No. of Claims : 12

(12) PATENT APPLICATION PUBLICATION
(19) INDIA
(22) Date of filing of Application :13/11/2014
(21) Application No.3283/DEL/2014 A
(43) Publication Date : 20/05/2016

(54) Title of the invention : AMMUNITION STORAGE ASSEMBLY

(51) International classification :F42B39/26
(31) Priority Document No :NA
(32) Priority Date :NA
(33) Name of priority country :NA
(86) International Application No :NA
Filing Date :NA
(87) International Publication No : NA
(61) Patent of Addition to Application Number :NA
Filing Date :NA
(62) Divisional to Application Number :NA
Filing Date :NA

(71)**Name of Applicant :**
1)DIRECTOR GENERAL, DEFENCE RESEARCH & DEVELOPMENT ORGANISATION
Address of Applicant :Ministry of Defence, Govt. of India, Room No 348, B-Wing, DRDO Bhawan, Rajaji Marg, New Delhi 110001 Delhi India
(72)**Name of Inventor :**
1)GNANASEHARAN, Manickam
2)VISWANATHAN, Kunjunniachari
3)UMAPATHY, Govindan
4)SUNIL, Manickavasagam
5)SRINIVASAN, Govindaswamy
6)KUMAR, Jagath Rajesh
7)MUTHUMANICKAM, Muthukaruppan Ambalam
8)BALAGURU, Vadivel
9)SIVAKUMAR, Palanivelu

(57) Abstract :
The present subject matter relates to an ammunition storage assembly (102) for a multi terrain vehicle. In one implementation, the ammunition storage assembly (102) includes at least one panel (402) adapted to fasten to a roof of a turret of the multi terrain vehicle. The ammunition storage assembly (102) also includes a housing (202) mounted beneath the roof and a plurality of containers (212) mounted in the housing (202) to receive ammunition, where the plurality of containers (212) forms an annular space between the at least one panel (402) and periphery of the plurality of containers (212). Further, each of the plurality of containers (212) comprises a one or more apertures (318) provided for venting pressure from each of the plurality of containers (212) to the annular space. Furthermore, the at least one panel (402) bursts open when pressure in the annular space is greater than a threshold pressure.

No. of Pages : 18 No. of Claims : 7

(12) PATENT APPLICATION PUBLICATION
(19) INDIA
(22) Date of filing of Application :28/02/2014
(21) Application No.1557/DELNP/2014 A
(43) Publication Date : 20/05/2016

(54) Title of the invention : PROCESS FOR PREPARING DI-SUBSTITUTED SUCCINATES

(51) International classification :C07C51/38,C07C55/02,C07C57/34
(31) Priority Document No :11007014.1
(32) Priority Date :29/08/2011
(33) Name of priority country :EPO
(86) International Application No :PCT/EP2012/003571
Filing Date :23/08/2012
(87) International Publication No :WO 2013/029767
(61) Patent of Addition to Application Number :NA
Filing Date :NA
(62) Divisional to Application Number :NA
Filing Date :NA

(71)**Name of Applicant :**
1)SAUDI BASIC INDUSTRIES CORPORATION
Address of Applicant :P.O. Box 5101 11422 Riyadh Saudi Arabia
(72)**Name of Inventor :**
1)SAINANI Jaiprakash Brijlal
2)DAVADRA Mahesh

(57) Abstract :
The invention relates to a process for preparing (2,3) disubstituted succinates that allows (2 3) disubstituted succinates to be obtained in good purity and with acceptabel reaction yields. The (2) and (3) substitutions may be the same or different. The process comprises reacting a haloacetate with a malonic acid ester into a tricarboxylate which is further reacted to a (2 3) disubstituted tricarboxylate hydrolysed decarboxylated and optionally esterified. Esterified (2,3) disubstituted succinic esters may be used as internal donor in Ziegler Natta type catalysts for the polymerisation of olefins.

No. of Pages : 26 No. of Claims : 11

(12) PATENT APPLICATION PUBLICATION
(21) Application No.1620/DELNP/2014 A
(19) INDIA
(22) Date of filing of Application :04/03/2014
(43) Publication Date : 20/05/2016

(54) Title of the invention : METHOD FOR REDUCING THE THROMBOEMBOLIC POTENTIAL OF A PLASMA DERIVED IMMUNOGLOBULIN COMPOSITION

(51) International classification :C07K16/06
(31) Priority Document No :61/527974
(32) Priority Date :26/08/2011
(33) Name of priority country :U.S.A.
(86) International Application No :PCT/US2012/052567
Filing Date :27/08/2012
(87) International Publication No :WO 2013/033042
(61) Patent of Addition to Application Number :NA
Filing Date :NA
(62) Divisional to Application Number :NA
Filing Date :NA

(71)**Name of Applicant :**
1)BAXTER INTERNATIONAL INC.
Address of Applicant :One Baxter Parkway Deerfield IL 60015 U.S.A.
2)BAXTER HEALTHCARE S.A.
(72)**Name of Inventor :**
1)TESCHNER Wolfgang
2)BUTTERWECK Harald Arno
3)KOELBL Bernhard
4)HOFBAUER Lucia
5)SCHWARZ Hans Peter

(57) Abstract :
The present invention provides methods for reducing the amidolytic and anti complement activity (ACA) content of an immunoglobulin composition through the use of cation exchange chromatography. In a specific embodiment the invention provides methods for reducing the Factor XI and/or Factor XIa and/or ACA content of an immunoglobulin composition by collecting the leading portion of a cation exchange eluate. The present invention also provides immunoglobulin composition having reduced levels of amidolytic activity Factor XI and/or Factor XIa and/or ACA content.

No. of Pages : 112 No. of Claims : 62

(12) PATENT APPLICATION PUBLICATION
(21) Application No.2186/DELNP/2015 A
(19) INDIA
(22) Date of filing of Application :18/03/2015
(43) Publication Date : 20/05/2016

(54) Title of the invention : METHOD AND DEVICE FOR PROCESSING COMMUNICATION IDENTIFICATION

(51) International classification :H04M1/725,H04M1/2745
(31) Priority Document No :201410422952.2
(32) Priority Date :25/08/2014
(33) Name of priority country :China
(86) International Application No :PCT/CN2015/071345
Filing Date :22/01/2015
(87) International Publication No :WO 2016/029638
(61) Patent of Addition to Application Number :NA
Filing Date :NA
(62) Divisional to Application Number :NA
Filing Date :NA

(71)**Name of Applicant :**
1)XIAOMI INC.
Address of Applicant :Floor 13 Rainbow City Shopping Mall of China Resources No. 68 Qinghe Middle Street Haidian District Beijing 100085 China
(72)**Name of Inventor :**
1)HUANG Fei
2)BAO Xiehao
3)NIU Kun

(57) Abstract :
The present invention relates to the field of computers and communications. Disclosed are a method and device for processing a communication identification which are used for improving the processing manner of the communication identification. The method comprises: obtaining communication records of multiple communication identifications of a current user; determining the use frequency corresponding to each of the communication identifications according to the obtained communication records; determining the communication identification with the highest use frequency as the frequently used communication identification according to the use frequencies corresponding to the communication identifications; and generating a marking instruction according to the frequently used communication identification and sending the marking instruction to a terminal storing the communication identifications of the current user so that the terminal can mark the frequently used communication identification of the current user. By means of the method and the device the frequently used communication identification can be more accurately determined and other users are informed of the frequently used communication identification so the other users can conveniently contact the user.

No. of Pages : 32 No. of Claims : 13

(12) PATENT APPLICATION PUBLICATION
(19) INDIA
(22) Date of filing of Application :14/11/2014
(21) Application No.3300/DEL/2014 A
(43) Publication Date : 20/05/2016

(54) Title of the invention : ORAL CARE COMPOSITION CONTAINING ZINC SALTS AND CALCIUM CARBONATE

(51) International classification	:A61K8/19	(71)**Name of Applicant :**
(31) Priority Document No	:NA	**1)Colgate-Palmolive Company**
(32) Priority Date	:NA	Address of Applicant :300 Park Avenue, New York, New
(33) Name of priority country	:NA	York 10022, USA U.S.A.
(86) International Application No	:NA	(72)**Name of Inventor :**
Filing Date	:NA	**1)SUBRAMANYAM Ravi**
(87) International Publication No	: NA	**2)JOGUN Suzanne**
(61) Patent of Addition to Application Number	:NA	**3)HASSAN Mahmoud**
Filing Date	:NA	**4)XU Shao Peng**
(62) Divisional to Application Number	:NA	**5)LEWIS Navin**
Filing Date	:NA	**6)HUANG Xiao Yi**

(57) Abstract :
The present invention provides an oral care composition comprising: (a) a first composition comprising a silica abrasive and a first zinc compound selected from zinc citrate, zinc chloride, zinc acetate, zinc lactate, zinc salicylate, zinc sulfate, and zinc nitrate; and (b) a second composition comprising a calcium carbonate abrasive; wherein the first composition and/or the second composition further comprises a second zinc compound selected from zinc oxide, zinc carbonate and zinc tartrate; and wherein the oral care composition optionally further comprises from 0.1 to 1.75 weight % of a tartar control agent, based on the total weight of the oral care composition.

No. of Pages : 24 No. of Claims : 39

(12) PATENT APPLICATION PUBLICATION
(19) INDIA
(22) Date of filing of Application :29/12/2015
(21) Application No.11869/DELNP/2015 A
(43) Publication Date : 20/05/2016

(54) Title of the invention : EXHAUST GAS AFTERTREATMENT DEVICE

(51) International classification :B01F5/04,F01N13/18,F01N3/20
(31) Priority Document No :20135612
(32) Priority Date :03/06/2013
(33) Name of priority country :Finland
(86) International Application No :PCT/FI2014/050443
Filing Date :02/06/2014
(87) International Publication No :WO 2014/195576
(61) Patent of Addition to Application Number :NA
Filing Date :NA
(62) Divisional to Application Number :NA
Filing Date :NA

(71)**Name of Applicant :**
1)PROVENTIA EMISSION CONTROL OY
Address of Applicant :Tietotie 1 FI 90460 Oulunsalo Finland
(72)**Name of Inventor :**
1)KURIKKA Jukka
2)TYNI Tuomas

(57) Abstract :
The after treatment device has a casing (10), which has an inlet opening (12) for the inflow of the exhaust gas, an outlet opening (14) for the outflow of the exhaust gas and a feed hole (16) for dispensing reactive substance to the casing. The reactive substance can be for example fuel, ammonium or urea/water solution. As an extension of the outlet opening there is a mixing tube (18) directed outwards from the casing for mixing the exhaust gas and the reactive substance. Inside the casing there is a feeding channel (20) for guiding the exhaust gas to the mixing tube. The feeding channel has an open first end extending to the outlet opening, the cross-sectional area of which first end is smaller than the cross-sectional area of the outlet opening. The wall (22) of the feeding channel has holes (24) for the inflow of the exhaust gas. Preferably, the wall of the feeding channel has at least along a part of its length a conical shape. The second end of the feeding channel can be connected to the end wall of the casing, whereby the exhaust gas can flow into the feeding channel only through the holes in the wall of the feeding channel. The exhaust gas can flow to the mixing tube through the feeding channel as well as through the annular slot around the first end of the feeding channel. The exhaust gas flowing through the feeding channel forms a centre flow to the mixing tube and the exhaust gas flowing through the slot surrounding the feeding channel forms an edge flow surrounding and rotating around the centre flow.

No. of Pages : 17 No. of Claims : 15

(12) PATENT APPLICATION PUBLICATION
(19) INDIA
(22) Date of filing of Application :04/02/2004
(21) Application No.249/DELNP/2004 A
(43) Publication Date : 20/05/2016

(54) Title of the invention : STRUCTURE OF A LINKING AREA FORMED ON A HIGH-DENSITY READ-ONLY RECORDING MEDIUM, AND MANUFACTURING/REPRODUCING METHOD AND APPARATUS THEREOF

(51) International classification :G06F 12/08
(31) Priority Document No :10-2002-0031746
(32) Priority Date :05/06/2002
(33) Name of priority country :Republic of Korea
(86) International Application No :PCT/KR03/01096
Filing Date :04/06/2003
(87) International Publication No :WO 03/105152
(61) Patent of Addition to Application Number :NA
Filing Date :NA
(62) Divisional to Application Number :NA
Filing Date :NA

(71)**Name of Applicant :**
1)LG ELECTRONICS INC.
Address of Applicant :20, YOIDO-DONG, YOUNGDUNGPO-GU, SEOUL 150-010, REPUBLIC OF KOREA Republic of Korea
(72)**Name of Inventor :**
1)SUH, SANG WOON
2)KIM, JIN YONG

(57) Abstract :
The present invention relates to structure of a linking area formed between data sections on a high-density read-only recording medium in order to ensure reproduction compatible with a rewritable recording medium. The present structure of a linking area is composed of two linking frames including sync signals individually. This sync signal is different from other sync signal written in a data recording area and/or used for a high-density rewritable recording medium. Moreover, the linking area includes data scrambled with a physical address in its space.

No. of Pages : 62 No. of Claims : 45

(12) PATENT APPLICATION PUBLICATION
(21) Application No.3320/DEL/2014 A
(19) INDIA
(22) Date of filing of Application :18/11/2014
(43) Publication Date : 20/05/2016

(54) Title of the invention : SOLAR LIGHT TRAP WITH INSECT FILTER

(51) International classification :A01M1/04
(31) Priority Document No :NA
(32) Priority Date :NA
(33) Name of priority country :NA
(86) International Application No :NA
Filing Date :NA
(87) International Publication No : NA
(61) Patent of Addition to Application Number :NA
Filing Date :NA
(62) Divisional to Application Number :NA
Filing Date :NA

(71)**Name of Applicant :**
1)YASHWANT TATER
Address of Applicant :56, GANGA SAGAR, B VAISHALI NAGAR, JAIPUR (RAJ.) Rajasthan India
(72)**Name of Inventor :**
1)YASHWANT TATER

(57) Abstract :
This invented solar Light trap is trapping harmful and beneficial insects , to be monitor the type of insects in the field and for mass trapping of insects in the crop fields. The porous walls are provided in the insect collecting chamber so the small size beneficial insects can come out from the chamber and separate from the harmful insects. The remaining harmful insects then can be killed by Bio pesticides kept in the chamber: The mass trapping of insects can be done by using one trap in a hector. It is an important ecofriendly I.P.M. tools for pest control in the field crops without using pesticides for flying Insects.

No. of Pages : 6 No. of Claims : 7

(12) PATENT APPLICATION PUBLICATION
(21) Application No.3322/DEL/2014 A
(19) INDIA
(22) Date of filing of Application :18/11/2014
(43) Publication Date : 20/05/2016

(54) Title of the invention : A SYNERGISTIC COMPOSITION COMPRISING SOPHOROLIPIDS USEFUL AS A GERMICIDE FOR SAINTIZING FRUITS AND VEGETABLES

(51) International classification :C12P19/12
(31) Priority Document No :NA
(32) Priority Date :NA
(33) Name of priority country :NA
(86) International Application No :NA
Filing Date :NA
(87) International Publication No : NA
(61) Patent of Addition to Application Number :NA
Filing Date :NA
(62) Divisional to Application Number :NA
Filing Date :NA

(71)**Name of Applicant :**
1)COUNCIL OF SCIENTIFIC & INDUSTRIAL RESEARCH
Address of Applicant :ANUSANDHAN BHAWAN, RAFI MARG, NEW DELHI - 110 001, INDIA. Delhi India
(72)**Name of Inventor :**
1)ASMITA ASHUTOSH PRABHUNE

(57) Abstract :
The present invention provides a germicidal composition for sanitizing fruits and vegetables which comprises sophorolipid, absorbing material, water softener or inorganic builder, antifoaming agent, some optional ingredients and water. Fruits and vegetables invariably are host to a variety of harmful soil-borne, water-borne, airborne pathogens. These pathogens are capable of causing severe food-borne illnesses which may also be fatal in some cases. Other than pathogens, a large number of chemical pesticides, toxins and chemical residues are present on these produces that are complex oil based hydrophobic molecules that cannot be removed by plain water. To address the above problems the invention provides a composition for the purpose of sanitizing fruits and vegetables thus increasing their shelf life in the process. The application of the developed composition not only causes the removal of unwanted chemicals and microbes but also helps in extending the shelf-life of the fruits and vegetables.

No. of Pages : 23 No. of Claims : 10

(12) PATENT APPLICATION PUBLICATION
(21) Application No.2026/DEL/2005 A
(19) INDIA
(22) Date of filing of Application :29/07/2005
(43) Publication Date : 20/05/2016

(54) Title of the invention : ARCHITECTURE, PROGRAMMING MODEL AND API'S

(51) International classification :G08B13/14
(31) Priority Document No :60/606,281
(32) Priority Date :01/09/2004
(33) Name of priority country :U.S.A.
(86) International Application No :NA
Filing Date :NA
(87) International Publication No :NA
(61) Patent of Addition to Application Number :NA
Filing Date :NA
(62) Divisional to Application Number :NA
Filing Date :NA

(71)**Name of Applicant :**
1)MICROSOFT CORPORATION
Address of Applicant :ONE MICROSOFT WAY, REDMOND, WASHINGTON 98052, USA. U.S.A.
(72)**Name of Inventor :**
1)ANUSH KUMAR
2)MOHAMED FAKRUDEEN ALI AHMED
3)JANAKI RAM GOTETI
4)VAMSHIDHAR G.R. REDDY
5)VINOD ANANTHARAMAN
6)ABHISHEK AGARWAL
7)BALASUBRAMANIAN SRIRAM
8)RAMACHANDRAN VENKATESH

(57) Abstract :
The subject invention provides a system and/or a method that facilitates employing a model based at least upon a framework, wherein the model can be utilized to build an RFID application. A receiver component can receive data, wherein a model component can create a model based at least in part upon the received data that facilitates creating and/or executing the RFID application. The framework can be, but is not limited to, an entity, a framework class, a hierarchical framework of at least one class, an interface, an exception, a component architecture, a schema, an object model and/or an API. The model can be utilized to create, deploy, manage, and/or execute the RFID application to provide a generic operation and/or a business specific scenario.

No. of Pages : 55 No. of Claims : 20

(12) PATENT APPLICATION PUBLICATION
(21) Application No.3174/DEL/2015 A
(19) INDIA
(22) Date of filing of Application :01/10/2015
(43) Publication Date : 20/05/2016

(54) Title of the invention : CYLINDER BLOCK

(51) International classification	:F16J10/04
(31) Priority Document No	:2014-231031
(32) Priority Date	:13/11/2014
(33) Name of priority country	:Japan
(86) International Application No	:NA
Filing Date	:NA
(87) International Publication No	: NA
(61) Patent of Addition to Application Number	:NA
Filing Date	:NA
(62) Divisional to Application Number	:NA
Filing Date	:NA

(71)**Name of Applicant :**
1)TOYOTA JIDOSHA KABUSHIKI KAISHA
Address of Applicant :1, Toyota-cho, Toyota-shi, Aichi-ken 471-8571, Japan Japan
(72)**Name of Inventor :**
1)TOFUKUJI Satoko
2)KUMAGAI Atsunori
3)KAWAMOTO Nobuki

(57) Abstract :
Two different systems of cooling water channels are provided in a cylinder block. The cooling water at a relatively low temperature is made to flow through a first cooling water channel, while the cooling water at a relatively high temperature is made to flow through a second cooling water channel. The first cooling water channel includes an exhaust-side water jacket that is located on an exhaust side with respect to a plurality of cylinders juxtaposed in a longitudinal direction of the cylinder block and is provided in the longitudinal direction along the plurality of cylinders. The second cooling water channel includes an intake-side water jacket that is located on an intake side with respect to the plurality of cylinders and is provided in the longitudinal direction along the plurality of cylinders.

No. of Pages : 26 No. of Claims : 14

(12) PATENT APPLICATION PUBLICATION
(21) Application No.3349/DEL/2014 A
(19) INDIA
(22) Date of filing of Application :20/11/2014
(43) Publication Date : 20/05/2016

(54) Title of the invention : SPECIAL STRUCTURE FOR ACCURATE MOUNTING OF LONG CYLINDRICAL OBJECT ON OUTER SURFACE OF AIRCRAFT.

(51) International classification :B64C
(31) Priority Document No :NA
(32) Priority Date :NA
(33) Name of priority country :NA
(86) International Application No :NA
Filing Date :NA
(87) International Publication No : NA
(61) Patent of Addition to Application Number :NA
Filing Date :NA
(62) Divisional to Application Number :NA
Filing Date :NA

(71)**Name of Applicant :**
1)HINDUSTAN AERONAUTICS LIMITED, TRANSPORT AIRCRAFT DIVISION, KANPUR
Address of Applicant :HINDUSTAN AERONAUTICS LIMITED, TRANSPORT AIRCRAFT DIVISION, CHAKERI POST OFFICE, HARJINDER NAGAR, KANPUR U.P. INDIA - 208008 Uttar Pradesh India
(72)**Name of Inventor :**
1)SANJEEV MADHAV PANIKER
2)JAINENDRA KUMAR
3)ARUN KUMAR JAIN

(57) Abstract :
A Special structure for accurate mounting of a cylindrical body on outer skin of the aircraft. The structure provide rigid mounting for heavy weight cylindrical body on the outer skin. of the aircraft with the accuracy in all three axis of the aircraft. The structure facilitate for easy installation/ removal of mounting bracket as well as long and weighted object on the aircraft. The invention comprises two machined brackets made accurately to aerodynamic shape such that the contour of the bracket itself on the one side forms the flange while other side of the bracket is adapted for sensor receiving surface in place of welded/built-up structure.

No. of Pages : 9 No. of Claims : 7

(12) PATENT APPLICATION PUBLICATION
(21) Application No.335/DEL/2006 A
(19) INDIA
(22) Date of filing of Application :21/02/2006
(43) Publication Date : 20/05/2016

(54) Title of the invention : A CULTURE MEDIUM FOR ENHANCEMENT OF PHYCOBILIPROTEINS INPORPHYRIDIUM SPP.

(51) International classification	:C12N 1/12
(31) Priority Document No	:NA
(32) Priority Date	:NA
(33) Name of priority country	:NA
(86) International Application No	:NA
Filing Date	:NA
(87) International Publication No	:NA.
(61) Patent of Addition to Application Number	:NA
Filing Date	:NA
(62) Divisional to Application Number	:NA
Filing Date	:NA

(71)**Name of Applicant :**
1)COUNCIL OF SCIENTIFIC & INDUSTRIAL RESEARCH
Address of Applicant :ANUSANDHAN BHAWAN,RAFI MARG, NEW DELHI-110001,INDIA. Delhi India
(72)**Name of Inventor :**
1)SHANMUGAM KATHIRESAN
2)RAVI SARADA
3)SILA BHATTACHARYA

(57) Abstract :
Porphyridium is a unicellular red microalgae preferably grows in autotrophic conditions. It is unique in producing phycobiliproteins consisting of red coloured phycoerythrin and blue coloured phycocyanin, polyunsaturated fatty acids consisting of arachidonic and eicosapentaenoic acids and extracellular sulphated polysaccharide of antiviral activity. Inspite of its potential for multiple high value metabolites, there are no commercial production plants owing to its slow growth and high salt strength medium. The present invention developed a culture medium where the rate of Porphyridium growth considerably high the hastened the pigment production significantly. The cost of production is considerably less and the salt strength in the developed culture medium is less and this would facilitate its cultivation in out door conditions.

No. of Pages : 12 No. of Claims : 4

(12) PATENT APPLICATION PUBLICATION
(19) INDIA
(22) Date of filing of Application :20/03/2014
(21) Application No.2081/DELNP/2014 A
(43) Publication Date : 20/05/2016

(54) Title of the invention : POLYETHERIMIDES METHODS OF MANUFACTURE AND ARTICLES FORMED THEREFROM

(51) International classification :C08G73/10,C08G65/40,C08L79/08
(31) Priority Document No :13/283965
(32) Priority Date :28/10/2011
(33) Name of priority country :U.S.A.
(86) International Application No :PCT/US2012/062225
Filing Date :26/10/2012
(87) International Publication No :WO 2013/063470
(61) Patent of Addition to Application Number :NA
Filing Date :NA
(62) Divisional to Application Number :NA
Filing Date :NA

(71)**Name of Applicant :**
1)SABIC INNOVATIVE PLASTICS IP B.V.
Address of Applicant :Plasticslaan 1 NL 4612PX Bergen op Zoom Netherlands
(72)**Name of Inventor :**
1)KUHLMAN Matthew

(57) Abstract :
A polyetherimide composition comprising a polyetherimide manufactured by reaction of an alkali metal salt of a dihydroxy aromatic compound with a bis(halophthalimide) composition comprising based on the weight of the bis(halophthalimide) composition at least 15 wt.% of a 3 3 bis(halophthalimide) of the formula from more than 17 wt.% to less than 85 wt.% of a 4 3 bis(halophthalimide) of the formula and from more than 0 to less than 27 wt.% of a 4 4 bis(halophthalimide) of the formula.

No. of Pages : 99 No. of Claims : 69

(12) PATENT APPLICATION PUBLICATION
(19) INDIA
(22) Date of filing of Application :10/01/2014
(21) Application No.236/DELNP/2014 A
(43) Publication Date : 20/05/2016

(54) Title of the invention : FASTENING MEMBER HAVING A VARIABLE VOLUME AND METHOD FOR MOLDING SAME

(51) International classification :F16B37/04,F16B37/00,B22D19/00
(31) Priority Document No :1020110060337
(32) Priority Date :21/06/2011
(33) Name of priority country :Republic of Korea
(86) International Application No :PCT/KR2012/004334
Filing Date :01/06/2012
(87) International Publication No :WO 2012/176997
(61) Patent of Addition to Application Number :NA
Filing Date :NA
(62) Divisional to Application Number :NA
Filing Date :NA

(71)**Name of Applicant :**
1)ANYLOCKKOREA
Address of Applicant :1991Benji 2Dong Bongmyeongdong Hengduckgu Cheongjusi Chungchengbukdo 276 6680 Republic of Korea
(72)**Name of Inventor :**
1)SON Heungsik

(57) Abstract :
The present invention relates to a fastening member having a variable volume and to a method for molding same. Specifically a molding member (100) having a molding groove (110) is provided and melted steel fills the molding groove (110) of the molding member (100) so as to cast a fastening member (200) having the shape of a nut. The method for molding the fastening member consists of: a step (S10) of forming a recess part (111) in an upper end of an inner surface of the molding groove (110) of the molding member (100) and then forming a protrusion (221) on an outer surface when the fastening member (200) is formed so as to manufacture the molding member (100) having the circular molding groove (110) and the recess part (111) in the inner surface of the molding groove (110); a step (S20) of filling melted steel into the molding groove (110) of the molding member (100) so as to cast the fastening member (200) having the protrusion (221); and a step (S30) of forming an insertion groove (22) in a top surface of a flange part (220) of the fastening member (200) molded through the step (S20) of molding the fastening member so as to insert a magnetic body (223) into the insertion groove (222). Since the fastening member has a variable volume when the groove is formed in the fastening member it may prevent the outer appearance of the fastening member from being deformed so as to improve product quality. Further the fastening member may be moldable so as to improve workability when the fastening member is applied.

No. of Pages : 15 No. of Claims : 9

(12) PATENT APPLICATION PUBLICATION
(19) INDIA
(22) Date of filing of Application :13/01/2014
(21) Application No.258/DELNP/2014 A
(43) Publication Date : 20/05/2016

(54) Title of the invention : PESTICIDAL COMPOSITIONS AND PROCESSES RELATED THERETO

(51) International classification :A01N25/32
(31) Priority Document No :61/506743
(32) Priority Date :12/07/2011
(33) Name of priority country :U.S.A.
(86) International Application No :PCT/US2012/046131
Filing Date :11/07/2012
(87) International Publication No :WO 2013/009791
(61) Patent of Addition to Application Number :NA
Filing Date :NA
(62) Divisional to Application Number :NA
Filing Date :NA

(71)**Name of Applicant :**
1)DOW AGROSCIENCES LLC
Address of Applicant :9330 Zionsville Road Indianapolis IN 46268 U.S.A.
(72)**Name of Inventor :**
1)CROUSE Gary D.
2)DEMETER David A.
3)SPARKS Thomas C.
4)WANG Nick X.
5)DENT William Hunter
6)DEAMICIS Carl
7)NIYAZ Noormohamed M.
8)BAUM Erich W.
9)FISCHER Lindsey Gayle
10)GIAMPIETRO Natalie Christine

(57) Abstract :
This document discloses molecules having the following formula (Formula One) The molecules disclosed in this document are related to the field of processes to produce molecules that are useful as pesticides (e.g. acaricides insecticides molluscicides and nematicides) such molecules and processes of using such molecules to control pests.

No. of Pages : 196 No. of Claims : 109

(12) PATENT APPLICATION PUBLICATION
(21) Application No.3267/DEL/2005 A
(19) INDIA
(22) Date of filing of Application :06/12/2005
(43) Publication Date : 20/05/2016

(54) Title of the invention : NOVEL SUBSTITUTED 1H-PYRROLO[2,3-B] PYRIDINES AND PREPARATION THEREOF

(51) International classification	:C07D 1704
(31) Priority Document No	:10 2004 060 659.5
(32) Priority Date	:15/12/2004
(33) Name of priority country	:Germany
(86) International Application No	:NA
Filing Date	:NA
(87) International Publication No	:NA
(61) Patent of Addition to Application Number	:NA
Filing Date	:NA
(62) Divisional to Application Number	:NA
Filing Date	:NA

(71)**Name of Applicant :**
1)LANXESS DEUTSCHLAND GMBH
Address of Applicant :D-51369 LEVERKUSEN, GERMANY. Germany
(72)**Name of Inventor :**
1)WOLFGANG EBENBECK
2)PEREZ SANTIAGO FIGUERAO
3)HARTMUT SCHIROK

(57) Abstract :
The invention relates to novel substituted lH-pyrrolo[2,3-b]pyridines of the general formula (I) to processes for their preparation and to intermediates therefor.

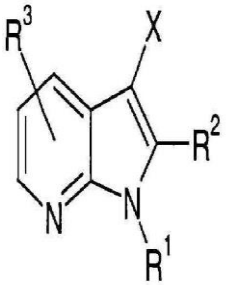

(I)

No. of Pages : 29 No. of Claims : 16

(12) PATENT APPLICATION PUBLICATION
(21) Application No.3357/DEL/2014 A
(19) INDIA
(22) Date of filing of Application :20/11/2014
(43) Publication Date : 20/05/2016

(54) Title of the invention : DESIGN, DEVELOPMENT & APPROVAL OF DIP STICK ASSEMBLY AS PER HAL DRAWING NO HS748-437 FOR HAL OVERHAULED ACCESSORY GEAR BOX OF AVRO HS-748 AIRCRAFT.

(51) International classification	:B64F5/00, B64D45/00, G07C5/00
(31) Priority Document No	:NA
(32) Priority Date	:NA
(33) Name of priority country	:NA
(86) International Application No	:NA
Filing Date	:NA
(87) International Publication No	: NA
(61) Patent of Addition to Application Number	:NA
Filing Date	:NA
(62) Divisional to Application Number	:NA
Filing Date	:NA

(71)**Name of Applicant :**
1)HINDUSTAN AERONAUTICS LIMITED, TRANSPORT AIRCRAFT DIVISION, KANPUR
Address of Applicant :HINDUSTAN AERONAUTICS LIMITED, TRANSPORT AIRCRAFT DIVISION, CHAKERI POST OFFICE, HARJINDER NAGAR, KANPUR U.P. INDIA - 208008 Delhi India
(72)**Name of Inventor :**
1)VERMA MUKUL
2)GP CAT V S CHAUHAN

(57) Abstract :
The Dip stick assembly is installed on the top wall of casing of Accessory gear box part no 602070009 for HS-748 aircraft (Fig 1). Qty-1 per Accessory gear box of this item is required to be installed to monitor the level of engine oil and refill it accordingly. Dip stick assembly has a light alloy blade on which are marked the FULL and REFILL levels. It has a solid head held in a retainer and plate assembly by a leaf spring. A detail drawing no. HS748-4307 was developed for Dip stick assembly consisting of 3 detail parts namely Blade, Dip stick part no HS748-4307-1, Head, Dip stick part no HS748-4307-2 and Pin taper part no SP65E6. Detail parts i.e. Head and Blade were manufactured with aluminium alloy L-65 by.M/c shop at M/s HAL-TAD, Kanpur and thereafter prototype Dip stick assembly was manufactured. The Dip stick assembly was tested as per Test schedule no. TS/HS748-4037 approved by RCMA Kanpur, found satisfactory in all respect and was approved by RCMA kanpur for use on HAL overhauled accessory gear box of Avro HS-748 aircraft.

No. of Pages : 6 No. of Claims : 3

(12) PATENT APPLICATION PUBLICATION
(21) Application No.2153/DELNP/2014 A
(19) INDIA
(22) Date of filing of Application :21/03/2014
(43) Publication Date : 20/05/2016

(54) Title of the invention : SHAMPOO COMPOSITION CONTAINING A GEL NETWORK

(51) International classification :A61Q5/02,A61K8/46,A61K8/04
(31) Priority Document No :61/544750
(32) Priority Date :07/10/2011
(33) Name of priority country :U.S.A.
(86) International Application No :PCT/US2012/058963
Filing Date :05/10/2012
(87) International Publication No:WO 2013/052802
(61) Patent of Addition to Application Number :NA
Filing Date :NA
(62) Divisional to Application Number :NA
Filing Date :NA

(71)**Name of Applicant :**
1)THE PROCTER & GAMBLE COMPANY
Address of Applicant :One Procter & Gamble Plaza Cincinnati Ohio 45202 U.S.A.
(72)**Name of Inventor :**
1)HILVERT Jennifer Elaine
2)RILEY Stephanie Marie Harris
3)AISTRUP Elizabeth Rebecca

(57) Abstract :
A shampoo composition having from about 5 % to about 50 % of a combination of sodium lauryl sulfate and sodium laureth n sulfate less than 3.82 % of sodium laureth n sulfate having n > 1. The shampoo composition further includes from about 0.5 % to about 3 % of a co surfactant selected from the group consisting of amphoteric zwitterionic and nonionic surfactants. The shampoo composition has a dispersed gel network phase having at least 0.05 % of one or more fatty alcohols at least 0.01 % of one or more secondary surfactants and water. The shampoo composition further includes at least about 20 % of an aqueous carrier. The shampoo composition further has an enthalpy of transition from about 0 J/g to about 0.2 J/g as measured according to differential scanning calorimetry in a peak melt transition temperature range between about 18 °C to about 30 °C.

No. of Pages : 36 No. of Claims : 15

(12) PATENT APPLICATION PUBLICATION
(19) INDIA
(22) Date of filing of Application :10/01/2014
(21) Application No.222/DELNP/2014 A
(43) Publication Date : 20/05/2016

(54) Title of the invention : A METHOD AND APPARATUS FOR DETECTING INFRARED RADIATION WITH GAIN

(51) International classification :H01L31/10,H01L51/50
(31) Priority Document No :61/503317
(32) Priority Date :30/06/2011
(33) Name of priority country :U.S.A.
(86) International Application No :PCT/US2012/045272
Filing Date :02/07/2012
(87) International Publication No :WO 2013/003850
(61) Patent of Addition to Application Number :NA
Filing Date :NA
(62) Divisional to Application Number :NA
Filing Date :NA

(71)**Name of Applicant :**
1)UNIVERSITY OF FLORIDA RESEARCH FOUNDATION INC.
Address of Applicant :223 Grinter Hall Gainesville FL 32611 U.S.A.
2)NANOHOLDINGS LLC
(72)**Name of Inventor :**
1)SO Franky
2)KIM Do Young
3)LEE Jae Woong
4)PRADHAN Bhabendra K.

(57) Abstract :
Photodetectors methods of fabricating the same and methods using the same to detect radiation are described. A photodetector can include a first electrode a light sensitizing layer an electron blocking/tunneling layer and a second electrode. Infrared to visible upconversion devices methods of fabricating the same and methods using the same to detect radiation are also described. An Infrared to visible upconversion device can include a photodetector and an OLED coupled to the photodetector.

No. of Pages : 46 No. of Claims : 98

(12) PATENT APPLICATION PUBLICATION
(21) Application No.3351/DEL/2014 A
(19) INDIA
(22) Date of filing of Application :20/11/2014
(43) Publication Date : 20/05/2016

(54) Title of the invention : ALTERNATE ESTABLISHMENT OF TTPT 2X20 CABLE WITH SATE3320YH006 OF M/S SANGHVI AEROSPACE FOR INERSTAGE TURBINE TEMPERATURE (ITT) INDICATOR TO USED ON DO-228 AIRCRAFT FITTED WITH TPE331-5-252D ENGINES.

(51) International classification	:G07C3/00, F01D17/08, G01K1/02
(31) Priority Document No	:NA
(32) Priority Date	:NA
(33) Name of priority country	:NA
(86) International Application No	:NA
Filing Date	:NA
(87) International Publication No	: NA
(61) Patent of Addition to Application Number	:NA
Filing Date	:NA
(62) Divisional to Application Number	:NA
Filing Date	:NA

(71)**Name of Applicant :**
1)HINDUSTAN AERONAUTICS LIMITED, TRANSPORT AIRCRAFT DIVISION, KANPUR
Address of Applicant :HINDUSTAN AERONAUTICS LIMITED, TRANSPORT AIRCRAFT DIVISION, CHAKERI POST OFFICE, HARJINDER NAGAR, KANPUR U.P. INDIA - 208008 Uttar Pradesh India
(72)**Name of Inventor :**
1)KATHERIA LALIT
2)GP. CAPT. V.S. CHAUHAN

(57) Abstract :
Interstage turbine temperature (ITT) indicator on the aircraft is used to indicate engine turbine temperature and is installed in the aircraft cockpit. A K-type thermocouple connected with the ITT indicator through thermocouple cable senses the turbine temperature and accordingly the temperature is indicated by the ITT indicator. Originally, thermocouple cable TTPT 2X20 was being used for the purpose. Due to closure of the manufacturing line by the OEM, the cable TTPT 2X20 was obsolete. There was an urgent requirement to establish an airworthy alternate cable and source for use on Do-228 aircraft fitted with TPE331-5-252D. To replace the obsolete K-type thermocouple cable TTPT 2X20 used on HAL built Do-228 aircraft with TPE331-5-252D with a new airworthy compatible and readily available thermocouple cable. Based on the study and requirements of the system, specification of the cable to be used were finalized by HAL TAD, Kanpur and a suitable alternate cable SATE3320YH006 Class 1 against these specifications from M/s Sanghvi Aerospace, Ahmedabad was found a suitable replacement of thermocouple cable TTPT 2X20. The alternate cable was integrated on aircraft and after satisfactory ground and flight trials alternate was established.

No. of Pages : 6 No. of Claims : 2

(12) PATENT APPLICATION PUBLICATION
(21) Application No.3352/DEL/2014 A
(19) INDIA
(22) Date of filing of Application :20/11/2014
(43) Publication Date : 20/05/2016

(54) Title of the invention : DEVELOPMENT OF BONDED SEAL FOR THE INSTALLATION OF FUEL BOOSTER PUMP IN THE FUEL TANK OF HAL BUILT DO-228 AIRCRAFT.

(51) International classification :F01P3/02
(31) Priority Document No :NA
(32) Priority Date :NA
(33) Name of priority country :NA
(86) International Application No :NA
Filing Date :NA
(87) International Publication No : NA
(61) Patent of Addition to Application Number :NA
Filing Date :NA
(62) Divisional to Application Number :NA
Filing Date :NA

(71)**Name of Applicant :**
1)HINDUSTAN AERONAUTICS LIMITED, TRANSPORT AIRCRAFT DIVISION, KANPUR
Address of Applicant :HINDUSTAN AERONAUTICS LIMITED, TRANSPORT AIRCRAFT DIVISION, CHAKERI POST OFFICE, HARJINDER NAGAR, KANPUR U.P. INDIA - 208008 Uttar Pradesh India
(72)**Name of Inventor :**
1)JITENDER KUMAR
2)GP. CAPT. V.S. CHAUHAN

(57) Abstract :
Fuel booster pump is installed on the inner wing of the Do228 aircraft with help of three mounting bolts. The bonded seal is required to prevent tbe equalization o(exiting differential pressure between the feeder tank and outside pressure. Some fuel seepage was reported from location of booster pump. Development of the bonded seal was taken up and fuel resistance material for rubber part is selected and also stainless steel selected for the outer ring of the bonded seal. Trial testing samples were installed on one side (LH or RH) of the wing of Do228 aircraft as per Qualification Test Schedule (QTS). Fitment check and Functional check (ground run) of bonded seal on the aircraft are carried out and there is no seepage or leakage was found on the bottom side of the installed position of the fuel booster pump. Performance of bonded seal on all the parameters as per QTS was found satisfactory. This bonded seal can be directly used for the installation of similar joints on anv airworthy system.

No. of Pages : 5 No. of Claims : 4

(12) PATENT APPLICATION PUBLICATION
(21) Application No.2441/DELNP/2014 A
(19) INDIA
(22) Date of filing of Application :28/03/2014
(43) Publication Date : 20/05/2016

(54) Title of the invention : THERAPEUTIC ANTIGEN BINDING MOLECULE WITH A FCRN BINDING DOMAIN THAT PROMOTES ANTIGEN CLEARANCE

(51) International classification :C07K16/28
(31) Priority Document No :2011218736
(32) Priority Date :30/09/2011
(33) Name of priority country :Japan
(86) International Application No :PCT/JP2012/006218
Filing Date :28/09/2012
(87) International Publication No :WO 2013/046704
(61) Patent of Addition to Application Number :NA
Filing Date :NA
(62) Divisional to Application Number :NA
Filing Date :NA

(71)**Name of Applicant :**
1)CHUGAI SEIYAKU KABUSHIKI KAISHA
Address of Applicant :5 1 Ukima 5 chome Kita ku Tokyo 1158543 Japan
(72)**Name of Inventor :**
1)IGAWA Tomoyuki
2)MAEDA Atsuhiko
3)MIMOTO Futa
4)KURAMOCHI Taichi

(57) Abstract :
The present invention provides: a modified FcRn binding domain having an enhanced affinity for the Fc Receptor neonatal (FcRn) at neutral pH; an antigen binding molecule comprising said FcRn binding domain which has low immunogenicity high stability and form only a few aggregates; a modified antigen binding molecule having an increased FcRn binding activity at neutral or acidic pH without an increased binding activity at neutral pH for a pre existing anti drug antibody; use of the antigen binding molecules for improving antigen binding molecule mediated antigen uptake into cells; use of the antigen binding molecules for reducing the plasma concentration of a specific antigen; use of the modified FcRn binding domain for increasing the total number of antigens to which a single antigen binding molecule can bind before its degradation; use of the modified FcRn binding domain for improving pharmacokinetics of an antigen binding molecule; methods for decreasing the binding activity for a pre existing anti drug antibody; and methods for producing said antigen binding molecules.

No. of Pages : 356 No. of Claims : 61

(12) PATENT APPLICATION PUBLICATION
(21) Application No.3354/DEL/2014 A
(19) INDIA
(22) Date of filing of Application :20/11/2014
(43) Publication Date : 20/05/2016

(54) Title of the invention : EGRESS PANEL IN THE EXISTING CANOPY FOR SAFE EXIT OF ROCKET AND PARACHUTE FOR AIRCRAFT PRACHUTE RECOVERY SYSTEM ON AIRCRAFT.

(51) International classification :E05B63/0
(31) Priority Document No :NA
(32) Priority Date :NA
(33) Name of priority country :NA
(86) International Application No :NA
Filing Date :NA
(87) International Publication No : NA
(61) Patent of Addition to Application Number :NA
Filing Date :NA
(62) Divisional to Application Number :NA
Filing Date :NA

(71)**Name of Applicant :**
1)HINDUSTAN AERONAUTICS LIMITED, TRANSPORT AIRCRAFT DIVISION, KANPUR
Address of Applicant :HINDUSTAN AERONAUTICS LIMITED, TRANSPORT AIRCRAFT DIVISION, CHAKERI POST OFFICE, HARJINDER NAGAR, KANPUR U.P. INDIA - 208008 Uttar Pradesh India
(72)**Name of Inventor :**
1)MALIK MANISH KUMAR
2)RATHORE VIJAY PRATAP SINGH
3)RAZA MOHAMMAD ANWAR

(57) Abstract :
Most, of the trainer aircraft used for imparting basic training to pilots are not installed with occupant safety system like Seat Ejection System or aircraft parachute recovery system to ensure occupant safety in case of an emergency situation like sudden engine cut, system failure, bird hit etc. To ensure occupant safety in case of emergencies, major modification is carried out on aircraft for integration of Aircraft Parachute Recovery System for the safe landing of the aircraft & for continuous airworthiness. For integration of APRS on the aircraft, it is required to design & develop an egress panel by modifying the rear canopy of the aircraft. The egress panel is designed such that it serves the function of a frangible cover on the rear canopy which breaks smoothly during rocket extraction and parachute deployment in such a way that there is no interference or damage to the rocket and parachute due to breakage of frangible cover. The material for frangible cover is decided such that, it is fragile enough that it always breaks by the thrust of rocket extraction and strong enough to sustain the aerodynamic forces during normal aircraft operation. The egress panel design is also having provision for the parachute attachment harnesses routing. By application of present innovation, aircraft continued airworthiness & occupant safety can be ensured & maintained in case of emergency situations without affecting the aircraft structural integrity and stability.

No. of Pages : 8 No. of Claims : 5

(12) PATENT APPLICATION PUBLICATION
(21) Application No.3355/DEL/2014 A
(19) INDIA
(22) Date of filing of Application :20/11/2014
(43) Publication Date : 20/05/2016

(54) Title of the invention : FLIP FLOP TUBE MECHANISM TO DISCHARGE LIQUID FROM BOTTOM OF A TANK IN BOTH NORMAL AND INVERTED CONDITIONS.

(51) International classification :G07F13/10
(31) Priority Document No :NA
(32) Priority Date :NA
(33) Name of priority country :NA
(86) International Application No :NA
Filing Date :NA
(87) International Publication No : NA
(61) Patent of Addition to Application Number :NA
Filing Date :NA
(62) Divisional to Application Number :NA
Filing Date :NA

(71)**Name of Applicant :**
1)HINDUSTAN AERONAUTICS LIMITED, TRANSPORT AIRCRAFT DIVISION, KANPUR
Address of Applicant :HINDUSTAN AERONAUTICS LIMITED, TRANSPORT AIRCRAFT DIVISION, CHAKERI POST OFFICE, HARJINDER NAGAR, KANPUR U.P. INDIA - 208008 Uttar Pradesh India
(72)**Name of Inventor :**
1)YOGENDRA SINGH
2)MOHAMMAD ANWAR RAZA

(57) Abstract :
It was required to increase the discharge capacity (without inclusion of of air bubble) of existing collector tank in both norma) and inverted flying condition. The flip flop tube mechanism runs in normal position and inverted position both, it allows 85%-90% discharge of liquid without air bubble on both normal and inverted condition. Disclosed herein is a rocker arm one end is eye end and other end is fork end, rocker arms eye end put in the slot of rocker arm support and joined with nut and bolt and can perform the relative motion, dead weight is having eye end at both ends, one eye end is joined with fork end of rocker arm with nut and bolt, and other eye end of dead weight is joined with second rocker arm, the other end (eye end) of second rocker arm is joined in conjunction with slot and hole made in second rocker arm with nut and bolt, and can perform the relative motion. The full assembly is attached with collector tank top and bottom face. The bottom face of collector tank is flat and directly fastened with three rivets with flat surface of rocker arm support and collector tank bottom surface, the top surface of collector tank is tapered and it is riveted with top rocker arm support by using wedge. The mating faces of rocker ami and rocker arm support are super finished and 0.5-1 degree of change in chamfer angle are there to avoid sticking of the mating surfaces The bottom rocker arm and top rocker arm both are downward due to weight effect of dead weight. Due to downward force of dead weight the top rocker arm is closed by sitting on rocker arm support, bottom rocker arm is open and liquid can flow through the rocker arm support opening. In the same way when the system will be inverted, due to dead weight the bottom rocker arm (earlier top rocker arm) will open and top rocker arm (earlier bottom rocker arm) will closed and finally bottom opening will always remain. Earlier collector tank was able to discharge 50% of the fuel in both normal and inverted position. After installing flip flop mechanism inside the collector tank its discharge capacity increased to 85%-90%.

No. of Pages : 9 No. of Claims : 8

(12) PATENT APPLICATION PUBLICATION
(21) Application No.3276/DEL/2014 A
(19) INDIA
(22) Date of filing of Application :13/11/2014
(43) Publication Date : 20/05/2016

(54) Title of the invention : A SEMILUNAR AIR COOLING DEVICE WITH EASY TO CHANGE, WASH AND REPLACE AIR-FILTERS AND AN EXTERNAL WATER RESERVOIR CUM COLLECTOR

(51) International classification	:E03B3/28	(71)**Name of Applicant :**
(31) Priority Document No	:NA	**1)DR. SINGH SARMAN**
(32) Priority Date	:NA	Address of Applicant :DII/35, AIIMS, ANSARI NAGAR,
(33) Name of priority country	:NA	NEW DELHI-110029 Delhi India
(86) International Application No	:NA	(72)**Name of Inventor :**
Filing Date	:NA	**1)SINGH SUKRITI ER.**
(87) International Publication No	: NA	**2)SINGH PRAGATI DR.**
(61) Patent of Addition to Application Number	:NA	**3)SINGH SMRITI**
Filing Date	:NA	**4)SINGH NITI DR.**
(62) Divisional to Application Number	:NA	**5)SINGH SARMAN DR.**
Filing Date	:NA	

(57) Abstract :
An innovative air cooling electrical device is disclosed which is useful for cooling the sucked air without storing the used water and thus becomes insect resistant and will help in preventing vector borne diseases. An air cooling device which has a semilunar exterior, made in different sizes, has 3 curved semilunar channels at the bottom and roof outer frames, the inner one is to hold and slide a thicker filter pad made of reasonable hydrophilic material with fine porosity fitted in a frame made of reasonably flexible -material, the middle one will hold an essentially similar framed sheet but of course porosity and the third and outer one will be a grill made of hydrophobic material suck as plastic with reasonable flexibility and will have its blades directing inward and downward. The two filter pad sheets will be fastened in flexible frames that can be pushed or removed through the channels. The water is recycled and the used water is collected in a reservoir outside the cooler, is reasonably capped or fastened lid to make it insect resistant. The water reservoir can be hanged or put on floor and is connected to the water channels through collapsible water pipes. The exhaust fan, fitted inside the cooler sucks the cooled air though 2 hydrophilic filter pads which are wetted with water pumped-in by a submergible water pump fixed inside the water reservoir. The complete air-cooler can be easily dismantled, packed and carried in a suitcase and reassembled by the users themselves.

No. of Pages : 10 No. of Claims : 10

(12) PATENT APPLICATION PUBLICATION
(21) Application No.3278/DEL/2014 A
(19) INDIA
(22) Date of filing of Application :13/11/2014
(43) Publication Date : 20/05/2016

(54) Title of the invention : DRISHTI-AN ULTRA-LOW COST VISUAL-AURAL ASSISTIVE TECHNOLOGY FOR THE VISUALLY IMPAIRED.

(51) International classification :G06F17/00
(31) Priority Document No :NA
(32) Priority Date :NA
(33) Name of priority country :NA
(86) International Application No :NA
Filing Date :NA
(87) International Publication No : NA
(61) Patent of Addition to Application Number :NA
Filing Date :NA
(62) Divisional to Application Number :NA
Filing Date :NA

(71)**Name of Applicant :**
1)KAPUR, ARNAV
Address of Applicant :149, SECTOR-15A, NOIDA-201301 Uttar Pradesh India
2)KAPUR, SHREYAS
(72)**Name of Inventor :**
1)KAPUR, ARNAV
2)KAPUR, SHREYAS

(57) Abstract :
An ultra-low cost visual-aural assistive system for the visually impaired The present invention provides a system and method to provide visual-aural aid to visually impaired people by providing them with aural feedback in the form of natural speech representing their visual environment in a relatively inexpensive way. The nearby scene is captured by an ordinary webcam and methods are provided to detect, recognize and track objects, faces and text in 2D images and translate them into speech that is contextual which the visually impaired individual hears via earphones.

No. of Pages : 22 No. of Claims : 12

(12) PATENT APPLICATION PUBLICATION
(21) Application No.3279/DEL/2014 A
(19) INDIA
(22) Date of filing of Application :13/11/2014
(43) Publication Date : 20/05/2016

(54) Title of the invention : AUTOMATED AND SIMPLIFIED DEVELOPMENT OF DATABASE APPLICATION

(51) International classification :G06F17/30
(31) Priority Document No :NA
(32) Priority Date :NA
(33) Name of priority country :NA
(86) International Application No :NA
Filing Date :NA
(87) International Publication No : NA
(61) Patent of Addition to Application Number :NA
Filing Date :NA
(62) Divisional to Application Number :NA
Filing Date :NA

(71)**Name of Applicant :**
1)ARUN KUMAR
Address of Applicant :S/O: RAMNIWAS GUPTA, PU-102, PITAMPURA, DELHI-110088, India Delhi India
(72)**Name of Inventor :**
1)ARUN KUMAR

(57) Abstract :
The present invention solves issues relating to the development of database applications, such as complex process of writing codes, time and resource involvement in updating and editing the applications and the process of correcting bugs and errors while re- writing the codes. The present invention discloses a tool 10 for creating a design driven database application, wherein a set of menus, tables, fields, indexes, relations, business logic, reports etc. are definable. By developing an application with this tool, there is no need of writing separate codes for each client requirement.

No. of Pages : 18 No. of Claims : 10

(12) PATENT APPLICATION PUBLICATION
(19) INDIA
(22) Date of filing of Application :20/11/2014
(21) Application No.3365/DEL/2014 A
(43) Publication Date : 20/05/2016

(54) Title of the invention : STRUCTURAL INTEGRATION OF COMBINED SSFDR/CVR SYSTEM ON DO-228-201/101 TYPE AIRCRAFT

(51) International classification :H04B
(31) Priority Document No :NA
(32) Priority Date :NA
(33) Name of priority country :NA
(86) International Application No :NA
Filing Date :NA
(87) International Publication No : NA
(61) Patent of Addition to Application Number :NA
Filing Date :NA
(62) Divisional to Application Number :NA
Filing Date :NA

(71)**Name of Applicant :**
1)HINDUSTAN AERONAUTICS LIMITED, TRANSPORT AIRCRAFT DIVISION, KANPUR
Address of Applicant :HINDUSTAN AERONAUTICS LIMITED, TRANSPORT AIRCRAFT DIVISION, CHAKERI, POST OFFICE-HARJINDER NAGAR KANPUR U.P. INDIA-208008 Uttar Pradesh India
(72)**Name of Inventor :**
1)PAWAN KUMAR
2)ARUN KUMAR JAIN
3)UMESH KUMAR VERMA

(57) Abstract :
DO-228-201/101 aircraft fitted with previous FDR/CVR System comprising FDR recorder, CVR recorder, Area microphone and Impact switch was not having the provision to record the movement of Primary control surfaces (aileron, elevator & rudder). In such cases it was difficult to investigate the reason for occurrence of incident/crash. To overcome this problem, combined SSFDR/CVR system, comprising combined SSFDR/CVR recorder, Area microphone, Inertia Impact switch, and Position sensors for Primary control surfaces have been installed. The object of this invention is to provide a improved mounting structure to install combined SSFDR/CVR & inertia impact switch at rear most of the aircraft fuselage with Area microphone in cockpit located at centre and in front of pilot & co-pilot. Another object of the invention is to provide mounting structure for installing position sensors near the maximum possible input / output linkage of the control surfaces.

No. of Pages : 12 No. of Claims : 9

(12) PATENT APPLICATION PUBLICATION
(19) INDIA
(22) Date of filing of Application :13/11/2014
(21) Application No.3275/DEL/2014 A
(43) Publication Date : 20/05/2016

(54) Title of the invention : A SYSTEM FOR PICKING WRAPPERS

(51) International classification :B65G61/00
(31) Priority Document No :NA
(32) Priority Date :NA
(33) Name of priority country :NA
(86) International Application No :NA
Filing Date :NA
(87) International Publication No : NA
(61) Patent of Addition to Application Number :NA
Filing Date :NA
(62) Divisional to Application Number :NA
Filing Date :NA

(71)**Name of Applicant :**
1)Mukul Malviya
Address of Applicant :C/o. Mr. Khuswant Mistry, Arya Samaj Road, Loharwara - Sirohi Rajasthan 307001 Rajasthan India
2)Diptanshu Malviya
(72)**Name of Inventor :**
1)Mukul Malviya
2)Diptanshu Malviya

(57) Abstract :
a system for picking wrappers (100) comprises a chassis (23), a plurality of wheels (19) (preferably two wheels) that facilitate movement of the system (100) on a surface, wherein the plurality of wheels (19) are associated with the chassis (23), a drive unit (10) that provides drive to the system (100), a bin (11) for storing wrappers that are picked and one or more comb pairs, including a first comb (20a) and a second comb (20b) that are mounted on the bottom of the chassis (23), a passage (24) between the first comb (20a) and the second comb (20b) on the surface of the chassis (23) facilitates entry of picked wrappers into the bin (11).

No. of Pages : 13 No. of Claims : 5

(12) PATENT APPLICATION PUBLICATION
(19) INDIA
(22) Date of filing of Application :20/11/2014
(21) Application No.3362/DEL/2014 A
(43) Publication Date : 20/05/2016

(54) Title of the invention : USE OF SILICON RUBBER 'O'-RING FOR HIGH TEMPERATURE AIR FLOW APPLICATION

(51) International classification :F16J15/16
(31) Priority Document No :NA
(32) Priority Date :NA
(33) Name of priority country :NA
(86) International Application No :NA
Filing Date :NA
(87) International Publication No : NA
(61) Patent of Addition to Application Number :NA
Filing Date :NA
(62) Divisional to Application Number :NA
Filing Date :NA

(71)**Name of Applicant :**
1)HINDUSTAN AERONAUTICS LIMITED, TRANSPORT AIRCRAFT DIVISION, KANPUR
Address of Applicant :HINDUSTAN AERONAUTICS LIMITED, TRANSPORT AIRCRAFT DIVISION, CHAKERI, POST OFFICE-HARJINDER NAGAR KANPUR U.P. INDIA-208008 Uttar Pradesh India
(72)**Name of Inventor :**
1)JITENDER KUMAR
2)GP. CAPT. V.S. CHAUHAN

(57) Abstract :
To meet the desired atmospheric environment in the cabin as per Federal Aviation Regulation (FAR 23/FAR25), the bleed air line of air conditioning system was made leak proof using the selected O-Ring. A number of required qualification tests, ground and flight tests were carried out to get the approval from airworthiness authority. The approval for the use of silicon O-Ring was accorded for leet compliance. Flexi-rac clamp of air-conditioning system, installed with silicon ORing is working properly.

No. of Pages : 5 No. of Claims : 4

(12) PATENT APPLICATION PUBLICATION
(21) Application No.3363/DEL/2014 A
(19) INDIA
(22) Date of filing of Application :20/11/2014
(43) Publication Date : 20/05/2016

(54) Title of the invention : ATTACHMENT BRACKETS FOR INTEGRATION OF AIRCRAFT PARACHUTE RECOVERY SYSTEM TO IMPROVE OCCUPANT SAFETY FOR AIRCRAFT

(51) International classification	:G05G17/00, B64D25/10
(31) Priority Document No	:NA
(32) Priority Date	:NA
(33) Name of priority country	:NA
(86) International Application No	:NA
Filing Date	:NA
(87) International Publication No	: NA
(61) Patent of Addition to Application Number	:NA
Filing Date	:NA
(62) Divisional to Application Number	:NA
Filing Date	:NA

(71)**Name of Applicant :**
1)HINDUSTAN AERONAUTICS LIMITED, TRANSPORT AIRCRAFT DIVISION, KANPUR
Address of Applicant :HINDUSTAN AERONAUTICS LIMITED, TRANSPORT AIRCRAFT DIVISION, CHAKERI, POST OFFICE-HARJINDER NAGAR KANPUR U.P. INDIA-208008 Uttar Pradesh India
(72)**Name of Inventor :**
1)SINGH YOGENDRA
2)MALIK MANISH KUMAR
3)JAIN ARUN KUMAR

(57) Abstract :
Most of the trainer aircraft used for imparting basic training to pilots are not fitted with occupant safety system like Seat Ejection System or Whole aircraft parachute recovery system to ensure occupant safety in case of an emergency situation like sudden engine cut, system failure, bird hit etc. In the past, many serious accidents took place due to emergency situations & many occupants lost lives due to not having any occupant safety system fitted onto the aircraft. To ensure occupant safety in case of emergencies, major modification is carried out on aircraft for integration of Aircraft Parachute Recovery System for the safe landing of the aircraft & for continuous airworthiness. The Aircraft Parachute Recovery System (APRS) consists of a parachute, rocket, parachute deployment bag, housing canister and parachute attachment harnesses. For integration of APRS system, parachute is attached to the aircraft structure using four attachment harnesses and each harness is attached to the aircraft structure by means of a tang. The tang is to be attached to the specially designed bracket installed onto the aircraft. The four harnesses attachment bracket scheme is consisting of 2 Front harness attachment brackets and 2 Rear harness attachment brackets. These attachment brackets are designed & developed for taking the high impact ultimate parachute deployment loads & moments produced during parachute deployment. The aircraft structure at the Front & Rear attachment bracket locations are reinforced sufficiently to sustain the ultimate deployment loads encountered during the parachute operation. Hence by application of present innovation, aircraft continued airworthiness & occupant safety is ensured & maintained in case of emergency situations without affecting the aircraft structural integrity and stability.

No. of Pages : 8 No. of Claims : 8

(12) PATENT APPLICATION PUBLICATION
(21) Application No.3364/DEL/2014 A
(19) INDIA
(22) Date of filing of Application :20/11/2014
(43) Publication Date : 20/05/2016

(54) Title of the invention : DESIGN, DEVELOPMENT AND APPROVAL OF DIFFUSER PART NO HA-766200A21B MANUFACTURED WITH FIBRE GLASS CLOTH 7 RESIN BY WET LAY-UP PROCESS FOR HAL BUILT DO-228 AIRCRAFT

(51) International classification	:B64C13/20, B64D45/00, G07C5/00
(31) Priority Document No	:NA
(32) Priority Date	:NA
(33) Name of priority country	:NA
(86) International Application No	:NA
Filing Date	:NA
(87) International Publication No	: NA
(61) Patent of Addition to Application Number	:NA
Filing Date	:NA
(62) Divisional to Application Number	:NA
Filing Date	:NA

(71)**Name of Applicant :**
1)HINDUSTAN AERONAUTICS LIMITED, TRANSPORT AIRCRAFT DIVISION, KANPUR
Address of Applicant :HINDUSTAN AERONAUTICS LIMITED, TRANSPORT AIRCRAFT DIVISION, CHAKERI, POST OFFICE-HARJINDER NAGAR KANPUR U.P. INDIA-208008 Uttar Pradesh India
(72)**Name of Inventor :**
1)VERMA MUKUL
2)GP CAT V S CHAUHAN

(57) Abstract :
The diffuser part no. 11.06453.1.4 is part of Air Distribution System (Cabin) which directs temperature controlled air or conditioned air to the air outlets in the cabin of HAL built Dornier Do-228 aircraft. It is installed on the Cabin fixed floor air outlet which are located alongeither side of the cabin in the. lower sidewall panels below the passenger seats. The imported Diffuser was made up with Polycarbonate sheet. An HAL modification proposal no. AV0104370 was prepared for manufacturing diffuser part no HA-766120A21B with material Fibre glass cloth spec. IS 5746 type II and epoxy resin spec DOL 225 with other dimensional details as per drawing 11.06453.1.4 with wet lay-up process. A wet lay-up tool was developed for the purpose and prototype were manufactured at composite shop of HAL-TAD. The prototype were tested as per approved Test schedule, found satisfactory in all respect and was approved by RCMA Kanpur for use on HAL built Do-228 aircraft

No. of Pages : 7 No. of Claims : 3

(12) PATENT APPLICATION PUBLICATION
(21) Application No.2603/DEL/2005 A
(19) INDIA
(22) Date of filing of Application :28/09/2005
(43) Publication Date : 20/05/2016

(54) Title of the invention : TELEPHONE NUMBER DIALER CUM PHONEBOOK

(51) International classification :H04B1/40
(31) Priority Document No :NA
(32) Priority Date :NA
(33) Name of priority country :NA
(86) International Application No :NA
Filing Date :NA
(87) International Publication No :NA
(61) Patent of Addition to Application Number :NA
Filing Date :NA
(62) Divisional to Application Number :NA
Filing Date :NA

(71)**Name of Applicant :**
1)MOHD USMAN
Address of Applicant :100 SOUTH KHALAPAR, MUZAFFARNAGAR PIN-251002 UTTAR PRADESH, INDIA. Uttar Pradesh India
(72)**Name of Inventor :**
1)MOHD USMAN

(57) Abstract :
An arrangement and a device for dialing a pre-stored telephone number stored in a portable card, storing telephone number in the form of portable cards and a method for programming said portable cards.

No. of Pages : 9 No. of Claims : 18

(12) PATENT APPLICATION PUBLICATION
(21) Application No.3270/DEL/2014 A
(19) INDIA
(22) Date of filing of Application :13/11/2014
(43) Publication Date : 20/05/2016

(54) Title of the invention : CYLINDRICAL SHAPED REFRIGERATOR WITH ROTATING TRAYS

(51) International classification :F25D25/02
(31) Priority Document No :NA
(32) Priority Date :NA
(33) Name of priority country :NA
(86) International Application No :NA
Filing Date :NA
(87) International Publication No : NA
(61) Patent of Addition to Application Number :NA
Filing Date :NA
(62) Divisional to Application Number :NA
Filing Date :NA

(71)**Name of Applicant :**
1)MANOJ SHUKLA
Address of Applicant :F/O SARTHAK SHUKLA, F-1, PLOT NO.-26, POCKET-1, RAMPRASTHA GREENS, SECTOR-7, VAISHALI, GHAZIABAD, UTTAR PRADESH 201010 Uttar Pradesh India
(72)**Name of Inventor :**
1)SARTHAK SHUKLA

(57) Abstract :
An improved refrigerator in cylindrical shape comprising of a refrigeration unit, a freezing unit, hollow cylindrical base coupled with rotatable trays with a mechanism to operate the trays either manually or by a low voltage motor controller placed adjacent to each layer in the trays or a combination thereof to make all part accessible to the user.

No. of Pages : 13 No. of Claims : 8

(12) PATENT APPLICATION PUBLICATION
(21) Application No.3271/DEL/2014 A
(19) INDIA
(22) Date of filing of Application :13/11/2014
(43) Publication Date : 20/05/2016

(54) Title of the invention : METHOD FOR ENHANCING PLANT GROWTH FROM INSECTS EXCRETA

(51) International classification :C12N9/12
(31) Priority Document No :NA
(32) Priority Date :NA
(33) Name of priority country :NA
(86) International Application No :NA
Filing Date :NA
(87) International Publication No : NA
(61) Patent of Addition to Application Number :NA
Filing Date :NA
(62) Divisional to Application Number :NA
Filing Date :NA

(71)**Name of Applicant :**
1)AKHIL JAIN
Address of Applicant :F/O ANANYA JAIN HOUSE NUMBER 334, SECTOR 9, CHANDIGARH, 1600009 Chattisgarh India
(72)**Name of Inventor :**
1)ANANYA JAIN

(57) Abstract :
A method for enhancing plant growth from insects excreta, comprising the steps of obtain adequate amount of insects excreta, adding predetermined amount of said excreta to the soil, said soil is used for cultivation of crops/plants and watering of plants for use fixed nitrogen.

No. of Pages : 11 No. of Claims : 5

(12) PATENT APPLICATION PUBLICATION
(21) Application No.3272/DEL/2014 A
(19) INDIA
(22) Date of filing of Application :13/11/2014
(43) Publication Date : 20/05/2016

(54) Title of the invention : IMPROVED LIFE SAVING DEVICE FOR SWIMMING LEARNERS

(51) International classification :B63C9/22
(31) Priority Document No :NA
(32) Priority Date :NA
(33) Name of priority country :NA
(86) International Application No :NA
Filing Date :NA
(87) International Publication No : NA
(61) Patent of Addition to Application Number :NA
Filing Date :NA
(62) Divisional to Application Number :NA
Filing Date :NA

(71)**Name of Applicant :**
1)SANJAY SAXENA
Address of Applicant :AMS - PANTNAGAR AIRPORT, UTTARKHAND-263145 Uttarakhand India
(72)**Name of Inventor :**
1)YATHARTH SAXENA
2)SAMRADDH SAXENA

(57) Abstract :
An Improved life saving device for swimming learners An improved life saving device comprising of a transmitter, a receiver and an alarm, said transmitter is placed on the swimmers head and receiver is with the respective trainer, characterized in that said alarm provides signals to the swimmer while under water after preset number of seconds which is based on the swimmers breath retention capacity.

No. of Pages : 7 No. of Claims : 5

(12) PATENT APPLICATION PUBLICATION
(21) Application No.3360/DEL/2014 A
(19) INDIA
(22) Date of filing of Application :20/11/2014
(43) Publication Date : 20/05/2016

(54) Title of the invention : DESIGN, DEVLEOPMENT AND APPROVAL OF PILOT CONTROL STICK GRIP MANUFACTURED WITH 20% G F POLYCARBONATE GRADE LEXAN 3412R FOR HAL BUILT DO-228 AIRCRAFT APPLICATION.

(51) International classification	:F21V13/02, F21V1/00
(31) Priority Document No	:NA
(32) Priority Date	:NA
(33) Name of priority country	:NA
(86) International Application No	:NA
Filing Date	:NA
(87) International Publication No	: NA
(61) Patent of Addition to Application Number	:NA
Filing Date	:NA
(62) Divisional to Application Number	:NA
Filing Date	:NA

(71)**Name of Applicant :**
1)HINDUSTAN AERONAUTICS LIMITED, TRANSPORT AIRCRAFT DIVISION, KANPUR
Address of Applicant :HINDUSTAN AERONAUTICS LIMITED, TRANSPORT AIRCRAFT DIVISION, CHAKERI, POST OFFICE-HARJINDER NAGAR KANPUR U.P. INDIA-208008 Uttar Pradesh India
(72)**Name of Inventor :**
1)VERMA MUKUL
2)GP CAT V S CHAUHAN

(57) Abstract :
The pilot control stick grip P/N HA-420112C00F is installed on top of the control wheels of Control column installation on HAL built Do-228 aircraft. It is required to provide housing for various switches as per aircraft installation layout to be utilised by pilot & co-pilot for monitoring various cockpit requirements. There was a requirement to develop Pilot control stick grip with a suitable material and get it tested and approved by Airworthiness authority for use on HAL built Do-228 aircraft. After development of drawings and specifications by TARDC, HAL Kanpur, the item manufactured By M/s Satluz Engineering, Kanpur with 20% Glass filled Polycarbonate Grade LEXAN 3412R of GE Plastics. Plate part no. HA-420112B02B made up of same material moulded along with Threaded brass sleeve as per drawing no D0228-9192 is ultrasonic welded to manufacture the final Part HA-420112C00F. The Physico-mechanical properties of material and component were tested as per test schedule no. HAK(K)/DO-228/TS-007 and after satisfactory installation / functional trials & Pilots feedback item was approved by CEMILAC for aircraft use

No. of Pages : 7 No. of Claims : 3

(12) PATENT APPLICATION PUBLICATION
(21) Application No.3361/DEL/2014 A
(19) INDIA
(22) Date of filing of Application :20/11/2014
(43) Publication Date : 20/05/2016

(54) Title of the invention : DESIGN, DEVELOPMENT, QUALIFICATION TESTING AND AIRWORTHINESS APPROVAL OF FLAP SWITCH P/N DO228-9196 FOR HAL MANUFACTURED DO-228 AIRCRAFT

(51) International classification	:B64C13/20, B64D45/00, G07C5/00
(31) Priority Document No	:NA
(32) Priority Date	:NA
(33) Name of priority country	:NA
(86) International Application No	:NA
Filing Date	:NA
(87) International Publication No	: NA
(61) Patent of Addition to Application Number	:NA
Filing Date	:NA
(62) Divisional to Application Number	:NA
Filing Date	:NA

(71)**Name of Applicant :**
1)HINDUSTAN AERONAUTICS LIMITED, TRANSPORT AIRCRAFT DIVISION, KANPUR
Address of Applicant :HINDUSTAN AERONAUTICS LIMITED, TRANSPORT AIRCRAFT DIVISION, CHAKERI, POST OFFICE-HARJINDER NAGAR KANPUR U.P. INDIA-208008 Uttar Pradesh India
(72)**Name of Inventor :**
1)SHARMA ASHUTOSH
2)VERMA MUKUL
3)GP. CAPT. V.S. CHAUHAN

(57) Abstract :
Flap switch is part of flap control system in the DO-228 aircraft. It is installed on central pedestal panel in the cockpit. Flap switch is used to select one of the three flap positions i.e. UP, 1 & 2 in DO-228 aircraft. It consists of three lever positions corresponding to three aircraft flap positions. Flap positions are selected by changing the lever to a corresponding lever position. Flap Switch P/N D9-102-003 from OEM M/s Valentine GmbH, Germany was being used on HAL produced DO-228 a/c. Due to obsolescence issues fresh indigenous design, development, testing and airworthiness approval of flap switch P/N D0228-9196 for use on HAL produced DO-228 aircraft was taken up and successfully completed in year 2010. The product meets its functional as well as performance requirements. The tooling and processes were developed by HAL to fabricate, detail parts, sub assemblies and final assembly of the: product. Material. called up in design specifications to fabricate the product is chosen by HAL and qualified to meet end product requirements.

No. of Pages : 9 No. of Claims : 3

(12) PATENT APPLICATION PUBLICATION
(19) INDIA
(22) Date of filing of Application :13/11/2014
(21) Application No.3280/DEL/2014 A
(43) Publication Date : 20/05/2016

(54) Title of the invention : A BI-STABLE MAGNETIC ACTUATOR

(51) International classification	:F01L9/04, H01F7/16, H01F7/122
(31) Priority Document No	:NA
(32) Priority Date	:NA
(33) Name of priority country	:NA
(86) International Application No	:NA
Filing Date	:NA
(87) International Publication No	: NA
(61) Patent of Addition to Application Number	:NA
Filing Date	:NA
(62) Divisional to Application Number	:NA
Filing Date	:NA

(71)**Name of Applicant :**
1)DIRECTOR GENERAL, DEFENCE RESEARCH & DEVELOPMENT ORGANISATION (DRDO)
Address of Applicant :Ministry of Defence, Government of India, Room No. 348, B-wing, DRDO Bhawan, Rajaji Marg, New Delhi-110 011, India. Delhi India
(72)**Name of Inventor :**
1)GOLLAPUDI SREEDHAR BABU
2)MARIMANUKUPPAM RAJAMANI BHASKAR
3)CHETLAPALLI SATYANARAYANA RAJU

(57) Abstract :
Embodiment of the present disclosure provides a bistable actuator comprising two magnets (7) interconnected through a central rod (5), which acts as a plunger connecting the at least two magnets and moves the at least two magnets as a single body. The surfaces of the two magnets facing each other have same polarity. Also, the bistable actuator comprises at least one soft magnet (6) configured around the central rod (5) between the two magnets (7). The at least one soft magnet (6) is of bobbin shape. Further, the bistable actuator comprises a copper coil (11), wound around the at least one bobbin shaped soft magnet, the copper coil magnetizes the at least one soft magnet to a polarity based on an applied electric pulse. The at least one soft magnet (6) is attracted to one of the two magnets (7) based on the applied electric pulse, which is instantaneous. Figure 2

No. of Pages : 16 No. of Claims : 5

(12) PATENT APPLICATION PUBLICATION
(19) INDIA
(22) Date of filing of Application :13/11/2014
(21) Application No.3281/DEL/2014 A
(43) Publication Date : 20/05/2016

(54) Title of the invention : ˜QUICKLY ACCESSING INFORMATION ABOUT DATA VARIABLES IN PROGRAMMING ENVIRONMENTS™

(51) International classification :G06F9/46
(31) Priority Document No :NA
(32) Priority Date :NA
(33) Name of priority country :NA
(86) International Application No :NA
Filing Date :NA
(87) International Publication No : NA
(61) Patent of Addition to Application Number :NA
Filing Date :NA
(62) Divisional to Application Number :NA
Filing Date :NA

(71)**Name of Applicant :**
1)Unisys Corporation
Address of Applicant :C/o Patent & Technology Law Group MS/2NW, 801 Lakeview Drive, Suite 100, Blue Bell, PA 19422, United States of America U.S.A.
(72)**Name of Inventor :**
1)Gaurav Ahuja
2)Anand Prakash
3)Gayani Karampudi

(57) Abstract :
The present invention provides apparatuses and methods for accessing variable information in an application and analyzing data dumps. Various embodiments of the invention may receive a variable and information related to the variable from a data file. The invention may also configure a file of variable information into an application. Once the file is configured, outputs associated to the variable may be loaded to a map. When a user hovers a mouse over a variable, information about the variable may be searched in the map and displayed to a user.

No. of Pages : 37 No. of Claims : 27

(12) PATENT APPLICATION PUBLICATION
(19) INDIA
(22) Date of filing of Application :19/10/2015
(21) Application No.3372/DEL/2015 A
(43) Publication Date : 20/05/2016

(54) Title of the invention : APPARATUS FOR CUTTING EMBROIDERED FABRIC

(51) International classification	:B21D28/34
(31) Priority Document No	:10-2014-0160882
(32) Priority Date	:18/11/2014
(33) Name of priority country	:Republic of Korea
(86) International Application No	:NA
Filing Date	:NA
(87) International Publication No	: NA
(61) Patent of Addition to Application Number	:NA
Filing Date	:NA
(62) Divisional to Application Number	:NA
Filing Date	:NA

(71)**Name of Applicant :**
1)NAM, Maeng Ki
Address of Applicant :70, Yangji-ro 281beon-gil, Onam-eup, Namyangju-si, Gyeonggi-do 12047, Republic of Korea Republic of Korea
(72)**Name of Inventor :**
1)NAM, Maeng Ki

(57) Abstract :
The present invention relates to an apparatus for cutting an embroidered fabric that can automatically cut a portion adjacent to the position of an embroidered section on the embroidered fabric by using heat generated from a heater while moving the embroidered fabric using an embroidery program, thereby producing a pattern along the position of the embroidered section on the embroidered fabric. The apparatus for cutting an embroidered fabric according to the present invention includes: a cutting unit provided with a heater in a cylindrical casing thereof, with a cutting tip connected to a lower end of the heater and protruding downward, wherein the cutting unit cuts the embroidered fabric by using heat transferred from the heater; a cylinder connected to an upper end of the cutting unit and lifting or lowering the cutting unit; a cutting base having a cutting hole in a center thereof, the cutting hole having a diameter larger than a diameter of the cutting tip, the cutting base being attached on a base surface of an embroidery machine to which the cutting unit is mounted, so that the cutting base produces a space for cutting the embroidered fabric through the cutting hole, wherein the cutting base is arranged along a central axis that is the same as a central axis of the cutting tip; a front holding member and a rear holding member each having semicircular holding grooves in an upper part and a middle part thereof, wherein the front and rear holding members are combined with each other, with the cylinder and the casing of the cutting unit being held by the semicircular holding grooves; a frame having an L-shaped plan section and mounted to the embroidery machine; a locking means that locks the front and rear holding members to the frame while defining a space for adjusting rotation angles of the front and rear holding members so as to allow an adjustment in forward/backward and leftward/rightward rotation angles of the front and rear holding members; an angle adjustment means for adjusting the forward/backward and leftward/rightward rotation angles of the front and rear holding members locked to the frame; and a height adjustment means for adjusting heights of the cutting unit and the cylinder.

No. of Pages : 27 No. of Claims : 7

(12) PATENT APPLICATION PUBLICATION
(21) Application No.3301/DEL/2014 A
(19) INDIA
(22) Date of filing of Application :14/11/2014
(43) Publication Date : 20/05/2016

(54) Title of the invention : AN ELECTRIC POWER TOOL

(51) International classification :H02P3/12
(31) Priority Document No :NA
(32) Priority Date :NA
(33) Name of priority country :NA
(86) International Application No :NA
Filing Date :NA
(87) International Publication No : NA
(61) Patent of Addition to Application Number :2044/DEL/2014
Filed on :01/01/1900
(62) Divisional to Application Number :NA
Filing Date :NA

(71)**Name of Applicant :**
1)BLACK & DECKER INC
Address of Applicant :1207 Drummond Plaza, Newark, Delaware, 19711, United States of America. U.S.A.
(72)**Name of Inventor :**
1)SHAHANE, Dhananjay Purushottam
2)MOHITE, Vikramsinh Ramchandra

(57) Abstract :
An electric power tool machine comprising: a base (2) having a work surface (12); a motor unit move ably mounted on the base (12); a fence (8) which traverses the work surface (12); an adjustable clamp (16) comprising a frame (18) which is capable of being releasably attached to the work surface (12) in a number of locations on the work surface (12), wherein the clamp (16) is capable of co-operating with the fence (8) to secure a work piece to be cut on the work surface (12); characterized in that the work surface (12) comprises a plurality of slots (14); wherein the frame (18) comprises at least of peg (28) which is capable of engaging with and being held within one of the slots (14) when the clamp (16) is co-operating with the fence (8) to hold a work piece. Te saw may be a chop saw, a mitre saw, a sliding saw, a bevel saw, a sliding compound mitre saw, a flip over saw or a radial arm saw. the cutting machine is one of a chop saw, a mitre saw, a sliding saw, a bevel saw, a sliding compound mitre saw, a flip over saw, a radial arm saw, a drill press, or a milling machine.

No. of Pages : 21 No. of Claims : 12

(12) PATENT APPLICATION PUBLICATION
(19) INDIA
(22) Date of filing of Application :14/11/2014
(21) Application No.3302/DEL/2014 A
(43) Publication Date : 20/05/2016

(54) Title of the invention : AN ELECTRIC POWER TOOL

(51) International classification :H02P3/12
(31) Priority Document No :NA
(32) Priority Date :NA
(33) Name of priority country :NA
(86) International Application No :NA
Filing Date :NA
(87) International Publication No : NA
(61) Patent of Addition to Application Number :2043/DEL/2014
Filed on :01/01/1900
(62) Divisional to Application Number :NA
Filing Date :NA

(71)**Name of Applicant :**
1)BLACK & DECKER INC
Address of Applicant :1207 Drummond Plaza, Newark, Delaware, 19711, United States of America. U.S.A.
(72)**Name of Inventor :**
1)SHAHANE, Dhananjay Purushottam
2)KHARDIKAR, Pravin Bhaurao
3)PARANJAPE, Anup Dattatray
4)KULKARNI, Vasant Piyush

(57) Abstract :
An electric power tool A power tool comprising: a housing; an electric motor (101) mounted within the housing; a handle (70) forming part of the housing; an electric circuit by which the motor is powered and controlled, the electric circuit comprising: an ON/OFF switch (74) to activate the motor (101) when provided with an electrical power supply; a manual reset overload protector (76) comprising a bimetal contact wherein the manual reset overload protector cuts off the electrical current to the motor (101) when the motor draws an electrical current which is greater than a predetermined amount due to the bimetal contact becoming heated above a predetermined temperature due to excessive current passing through it; wherein the manual reset overload protector comprises a reset button (92) mounted on a housing (78) which is capable of moving between two positions, a first inner position where the manual reset overload protector enables the ON/OFF switch to activate the motor and a second outer position when the manual reset overload protector has cut off the electrical current to the motor (101) and where it projects from the housing (78); wherein, when the reset button is in its second position after the manual reset overload protector (76) has cut off the current to the motor , depression of the reset button(92) moves the reset button to its first position to reset the manual reset overload protector (76) and enable the ON/OFF switch to activate the motor.

No. of Pages : 18 No. of Claims : 17

(12) PATENT APPLICATION PUBLICATION
(19) INDIA
(22) Date of filing of Application :19/12/2005
(21) Application No.3399/DEL/2005 A
(43) Publication Date : 20/05/2016

(54) Title of the invention : BYPASS ROUTING TO A MOBILE DIVICE.

(51) International classification :H04W40/34
(31) Priority Document No :04106718.2
(32) Priority Date :20/12/2004
(33) Name of priority country :EUROPEAN UNION
(86) International Application No :NA
Filing Date :NA
(87) International Publication No : NA
(61) Patent of Addition to Application Number :NA
Filing Date :NA
(62) Divisional to Application Number :NA
Filing Date :NA

(71)**Name of Applicant :**
1)RESEARCH IN MOTION LIMITED
Address of Applicant :295 PHILLIP STREET, WATERLOO, ONTARIO N2L 3W8, CANADA Canada
(72)**Name of Inventor :**
1)LEWIS ALLAN DAVID
2)DOS SANTOS GEORGE
3)OWEN RUSSELL N.
4)GAO WEN
5)LUK PHILIP C.
6)YACH DAVID P
7)BAJAR DAVID A.

(57) Abstract :
A bypass server is placed in an outgoing link between a mobile device server and a relay used to distribute data from the mobile device server to remote mobile devices to which the data is addressed. Where a direct connection is established between a suitably configured network node (such as a personal computer) and a given mobile device, the bypass server may form a local connection with the network node and divert along the local connection those packets that are addressed to the given mobile device. As such, a lower cost/higher bandwidth local communication path between the given mobile device and the mobile device server may be established, when compared to the conventional remote communication path. The local communication path may be especially useful for bulk data transfers.

No. of Pages : 40 No. of Claims : 24

(12) PATENT APPLICATION PUBLICATION
(19) INDIA
(22) Date of filing of Application :31/03/2014
(21) Application No.2502/DELNP/2014 A
(43) Publication Date : 20/05/2016

(54) Title of the invention : METHOD FOR PRODUCING A CRIMP CAP CRIMP CAP AND CONTAINER

(51) International classification :B21D51/44,A61J1/06,B65D51/00
(31) Priority Document No :01/1900/2014
(32) Priority Date :18/12/2011
(33) Name of priority country :Belgium
(86) International Application No :PCT/EP2011/067734
Filing Date :11/10/2011
(87) International Publication No :WO 2013/053384
(61) Patent of Addition to Application Number :NA
Filing Date :NA
(62) Divisional to Application Number :NA
Filing Date :NA

(71)**Name of Applicant :**
1)DATWYLER PHARMA PACKAGING BELGIUM NV
Address of Applicant :Industrieterrein Kolmen 1519 B 3570 Alken Belgium
(72)**Name of Inventor :**
1)WAEBEN Reinhard Louis Jozef
2)RALF DITTMER
3)VRIJENS Ronny Prosper Elisabeth

(57) Abstract :
The invention relates firstly to a method for producing a crimp cap for a container for receiving a pharmaceutical substance in particular an ampoule wherein the crimp cap has a metal foil layer which is covered over at least on the outside with a layer of plastic forming a covering of the foil layer. In order to provide an advantageous method for producing a crimp cap from a metal foil layer with a layer of plastic forming a covering of the foil layer while avoiding the risk of particle formation as much as possible it is proposed that a material strip M having an already plastic covered foil layer is formed into the crimp cap by punching out and deep drawing. The invention also relates to a crimp cap for a container for receiving a pharmaceutical substance and also to a container with a pharmaceutical substance.

No. of Pages : 17 No. of Claims : 6

(12) PATENT APPLICATION PUBLICATION
(21) Application No.2809/DEL/2005 A
(19) INDIA
(22) Date of filing of Application :20/10/2005
(43) Publication Date : 20/05/2016

(54) Title of the invention : HIGH DRUG LOAD ENTERICOATED PHARMACEUTICAL COMPOSTIONS OF DIDANOSINE

(51) International classification :A61K 9/14
(31) Priority Document No :NA
(32) Priority Date :NA
(33) Name of priority country :NA
(86) International Application No :NA
Filing Date :NA
(87) International Publication No : NA
(61) Patent of Addition to Application Number :NA
Filing Date :NA
(62) Divisional to Application Number :NA
Filing Date :NA

(71)**Name of Applicant :**
1)RANBAXY LABORATORIES LIMITED
Address of Applicant :12TH FLOOR, DEVIKA TOWER, 6, NEHRU PLACE, NEW DELHI-110019, INDIA. Delhi India
(72)**Name of Inventor :**
1)RAMMOHAN RAO VISINGIRI
2)MONA DHALIWAL
3)VISHNUBHOTLA NAGAPRASAD
4)TARUN VIJAN

(57) Abstract :
The present invention relates to high drug load enteric coated pharmaceutical compositions of didanosine and process for preparation thereof.

No. of Pages : 13 No. of Claims : 13

(12) PATENT APPLICATION PUBLICATION
(21) Application No.3332/DEL/2014 A
(19) INDIA
(22) Date of filing of Application :18/11/2014
(43) Publication Date : 20/05/2016

(54) Title of the invention : FINGER MILLET SNACKS AND A PROCESS FOR PREPARATION THEREOF

(51) International classification	:A23L1/29	(71)**Name of Applicant :**
(31) Priority Document No	:NA	**1)DEVAKI DEVI**
(32) Priority Date	:NA	Address of Applicant :247, GOVT. INTER COLLEGE
(33) Name of priority country	:NA	ROAD, PITHORAGARH-262501, UTTARAKHAND, INDIA.
(86) International Application No	:NA	Uttarakhand India
Filing Date	:NA	(72)**Name of Inventor :**
(87) International Publication No	: NA	**1)DEVAKI DEVI**
(61) Patent of Addition to Application Number	:NA	
Filing Date	:NA	
(62) Divisional to Application Number	:NA	
Filing Date	:NA	

(57) Abstract :
This invention relates to Finger millet snacks comprising of finger mill-t flow and pulses flour/cereal flour together with oil, salt, spices. Further this invention relates to' a process .for preparation of finger millet: snacks comprising steps of: - Cleaning and sieving finger millet for removal of unwanted particles therefrom, - Grinding the clean grain of finger millet to obtain flour, - Blending the flour of finger millet with gram flour/rice flour which is - added with salt and oil, water to obtain dough, - frying the dough in different shape in edible oil followed by. drying, - adding 'spice to the fried namkeens thus obtained.

No. of Pages : 11 No. of Claims : 10

(12) PATENT APPLICATION PUBLICATION
(19) INDIA
(22) Date of filing of Application :18/11/2014
(21) Application No.3333/DEL/2014 A
(43) Publication Date : 20/05/2016

(54) Title of the invention : AIR-FLOW DYEING MACHINE

(51) International classification :D06B23/14
(31) Priority Document No :NA
(32) Priority Date :NA
(33) Name of priority country :NA
(86) International Application No :NA
Filing Date :NA
(87) International Publication No : NA
(61) Patent of Addition to Application Number :NA
Filing Date :NA
(62) Divisional to Application Number :NA
Filing Date :NA

(71)**Name of Applicant :**
1)Chi-Lung Chang
Address of Applicant :5F., No.89, Minsheng Rd., Taoyuan City, Taiwan Taiwan
(72)**Name of Inventor :**
1)Chi-Lung Chang

(57) Abstract :
The air-flow dyeing machine utilizes a blower to produce high-pressure jet steam to mix and atomize dyes pumped to a nozzle so that a fabric runs through the nozzle is dyed. The jet steam also helps moving the fabric through a dying channel. The fabric then falls on a transmission device to cycle the fabric through the dyeing process. The present invention provides significantly reduced consumption of water, power, steam, and agent.

No. of Pages : 11 No. of Claims : 5

(12) PATENT APPLICATION PUBLICATION
(21) Application No.3510/DELNP/2013 A
(19) INDIA
(22) Date of filing of Application :19/04/2013
(43) Publication Date : 20/05/2016

(54) Title of the invention : SHIP INCLUDING A CLEANING DEVICE AND A DEVICE FOR GUIDING FLOATING MATERIAL SUCH AS HYDROCARBONS

(51) International classification	:B63B35/32,E02B15/04	(71)**Name of Applicant :**
(31) Priority Document No	:10/58576	**1)ECOCEANE**
(32) Priority Date	:20/10/2010	Address of Applicant :35 quai dAnjou F 75004 Paris France
(33) Name of priority country	:France	(72)**Name of Inventor :**
(86) International Application No	:PCT/EP2011/068061	**1)GASTALDI Robert**
Filing Date	:17/10/2011	
(87) International Publication No	:WO 2012/052378	
(61) Patent of Addition to Application Number	:NA	
Filing Date	:NA	
(62) Divisional to Application Number	:NA	
Filing Date	:NA	

(57) Abstract :
The invention relates to a ship (50) including a cleaning device (60) and a device (100) for guiding floating objects which is mounted on the ship (50) and which comprises: two floating rails (102a, 102b) spaced apart from one another; and for each rail (102a, 102b) a control device (150a, 150b) which is mounted on the hull of the ship (50) and on which said rail (102a, 102b) is mounted and which is designed to move said rail (102a, 102b) from a stowed position in which said rail (102a, 102b) is stowed on the ship (50) to an intermediate position in which said rail (102a, 102b) is stationary in front of the vessel (50) and held above the water and to a recovery position in which said rail (102a, 102b) floats in the water upstream from the ship (50) so as to guide the floating objects toward said cleaning device (60) the two rails (102a, 102b) spreading apart when proceeding from the rear of the rails (102a, 102b) toward the front of the rails (102a, 102b) in the recovery position.

No. of Pages : 27 No. of Claims : 14

(12) PATENT APPLICATION PUBLICATION
(19) INDIA
(22) Date of filing of Application :19/03/2014
(21) Application No.2075/DELNP/2014 A
(43) Publication Date : 20/05/2016

(54) Title of the invention : FN14 BINDING PROTEINS AND USES THEREOF

(51) International classification :C07K16/30,A61K39/395,A61P21/00
(31) Priority Document No :61/526599
(32) Priority Date :23/08/2011
(33) Name of priority country :U.S.A.
(86) International Application No :PCT/AU2012/000989
Filing Date :23/08/2012
(87) International Publication No :WO 2013/026099
(61) Patent of Addition to Application Number :NA
Filing Date :NA
(62) Divisional to Application Number :NA
Filing Date :NA

(71)**Name of Applicant :**
1)TRANSBIO LTD
Address of Applicant :Technology Enterprise Centre La Trobe University R&D Park 2 Research Avenue Bundoora Victoria 3083 Australia
(72)**Name of Inventor :**
1)HOOGENRAAD Nicholas Johannes
2)JOHNSTON Amelia Jane
3)SILKE John

(57) Abstract :
The present disclosure provides proteins comprising antibody antigen binding domains that bind to Fn14 and uses thereof. The present disclosure also provides methods for treating wasting disorders such as cachexia.

No. of Pages : 267 No. of Claims : 23

(12) PATENT APPLICATION PUBLICATION
(19) INDIA
(22) Date of filing of Application :21/03/2014
(21) Application No.2144/DELNP/2014 A
(43) Publication Date : 20/05/2016

(54) Title of the invention : CROSS RUNNER CONNECTOR AND MAIN RUNNER RECEIVING HOLE

(51) International classification :E04B9/12
(31) Priority Document No :61/532755
(32) Priority Date :09/09/2011
(33) Name of priority country :U.S.A.
(86) International Application No :PCT/US2012/053262
Filing Date :31/08/2012
(87) International Publication No :WO 2013/036438
(61) Patent of Addition to Application Number :NA
Filing Date :NA
(62) Divisional to Application Number :NA
Filing Date :NA

(71)**Name of Applicant :**
1)USG INTERIORS LLC
Address of Applicant :550 West Adams Street #189 Chicago IL 60661 3676 U.S.A.
(72)**Name of Inventor :**
1)UNDERKOFLER Abraham M.
2)GULBRANDSEN Peder J.
3)PAULSEN Mark R.
4)LEHANE James J.

(57) Abstract :
A cross runner connector (10)receivable in a through runner hole (13) that locks with an identical opposed connector and locks with the through runner hole with increased tensile strength both locks being releasable without tools by manipulation of the associated cross runner.

No. of Pages : 15 No. of Claims : 8

(12) PATENT APPLICATION PUBLICATION
(19) INDIA
(22) Date of filing of Application :31/03/2014
(21) Application No.2499/DELNP/2014 A
(43) Publication Date : 20/05/2016

(54) Title of the invention : ANTIGEN BINDING MOLECULE INDUCING IMMUNE RESPONSE TO TARGET ANTIGEN

(51) International classification :A61K39/395,A61P35/00,A61P43/00
(31) Priority Document No :2011216958
(32) Priority Date :30/09/2011
(33) Name of priority country :Japan
(86) International Application No :PCT/JP2012/075043
Filing Date :28/09/2012
(87) International Publication No :WO 2013/047729
(61) Patent of Addition to Application Number :NA
Filing Date :NA
(62) Divisional to Application Number :NA
Filing Date :NA

(71)**Name of Applicant :**
1)CHUGAI SEIYAKU KABUSHIKI KAISHA
Address of Applicant :5 1 Ukima 5 chome Kita ku Tokyo 1158543 Japan
(72)**Name of Inventor :**
1)IGAWA Tomoyuki
2)MAEDA Atsuhiko
3)HARAYA Kenta
4)TACHIBANA Tatsuhiko

(57) Abstract :
The inventors discovered that an immune response to an antigen was induced in a living organism having an antigen binding molecule administered thereto said antigen binding molecule including an antigen binding domain wherein the binding activity relative to the antigen changes depending on ion concentration conditions and an FcRn binding domain having binding activity to FcRn at neutral pH. The inventors also discovered that in addition to the induced immune response to the antigen a toxic action or a growth inhibitory action on foreign organisms cancer cells or the like which express the antigen to which said antigen binding molecule binds was also found in the living organism having the antigen binding molecule administered thereto said antigen binding molecule including the antigen binding domain wherein the binding activity relative to the antigen changes depending on ion concentration conditions and the FcRn binding domain having binding activity to FcRn at neutral pH.

No. of Pages : 538 No. of Claims : 47

(12) PATENT APPLICATION PUBLICATION
(19) INDIA
(22) Date of filing of Application :24/11/2005
(21) Application No.3148/DEL/2005 A
(43) Publication Date : 20/05/2016

(54) Title of the invention : AN IR SENSOR BASED UNIVERSAL MOTOR SPEED CONTROL DEVICE

(51) International classification	:H02P 5/32
(31) Priority Document No	:NA
(32) Priority Date	:NA
(33) Name of priority country	:NA
(86) International Application No	:NA
Filing Date	:NA
(87) International Publication No	:NA
(61) Patent of Addition to Application Number	:NA
Filing Date	:NA
(62) Divisional to Application Number	:NA
Filing Date	:NA

(71)**Name of Applicant :**
1)WHIRLPOOL OF INDIA LTD
Address of Applicant :7TH FLOOR, ATMA RAM HOUSE, 1, TOLSTOY MARG, NEW DELHI-110001, INDIA. Delhi India
(72)**Name of Inventor :**
1)SENTHIL KUMAR SOWRIRAJAN
2)SUJATA PATKI
3)DATTATRAYA BATHE

(57) Abstract :
The present invention provides a speed control device for a single phase motor used in home appliances comprising an IR source to produce an infra red rays; a motor provided with means for periodically directing infra red rays to generate a sensor output; an IR sensor provided along the path of infra red rays to sense the IR rays, periodically transmitted by said source and provide a pulsed output to the electronic control board; an electronic control board for receiving the signal from the sensor, conditioning and providing signal to motor for controlling the speed; a user interface electrically connected with the motor to select the required speed of the universal motor; a power supply unit to supply power to said speed control device; a motor driver circuit to drive the said motor; and a computing means to compare the pulsed output with required speed, to calculate the firing angle of the motor driver circuit and supply the required power pulse to motor driver circuit.

No. of Pages : 13 No. of Claims : 17

(12) PATENT APPLICATION PUBLICATION
(19) INDIA
(22) Date of filing of Application :19/04/2013
(21) Application No.3509/DELNP/2013 A
(43) Publication Date : 20/05/2016

(54) Title of the invention : BORON NITRIDE AGGLOMERATES METHOD FOR PRODUCING SAME AND USE THEREOF

(51) International classification :C04B35/583,C04B35/626,C01B21/064
(31) Priority Document No :102010050900.0
(32) Priority Date :10/11/2010
(33) Name of priority country :Germany
(86) International Application No :PCT/EP2011/069215
Filing Date :02/11/2011
(87) International Publication No :WO 2012/062627
(61) Patent of Addition to Application Number :NA
Filing Date :NA
(62) Divisional to Application Number :NA
Filing Date :NA

(71)**Name of Applicant :**
1)ESK CERAMICS GMBH & CO. KG
Address of Applicant :Max Schaidhauf Strasse 25 87437 Kempten Germany
(72)**Name of Inventor :**
1)ENGLER Martin
2)UIBEL Krishna
3)EICHLER Jens

(57) Abstract :
The invention relates to boron nitride agglomerates comprising platelet shaped hexagonal boron nitride primary particles which have agglomerated with a preferred orientation wherein the agglomerates have a scale like form. The invention further relates to a method for producing such boron nitride agglomerates wherein platelet shaped hexagonal boron nitride primary particles agglomerate such that they align with respect to each other with a preferred orientation. The scale like agglomerates according to the invention are suitable as fillers for polymers for producing polymer boron nitride composites and for hot pressing boron nitride sintered bodies.

No. of Pages : 73 No. of Claims : 19

(12) PATENT APPLICATION PUBLICATION
(19) INDIA
(22) Date of filing of Application :20/03/2013
(21) Application No.2498/DELNP/2013 A
(43) Publication Date : 20/05/2016

(54) Title of the invention : GLUCAGON/GLP-1 RECEPTOR CO-AGONISTS

(51) International classification :C07K 14/605
(31) Priority Document No :61/073,269
(32) Priority Date :17/06/2008
(33) Name of priority country :U.S.A.
(86) International Application No :PCT/US2009/047438
Filing Date :16/06/2009
(87) International Publication No :WO 2009/047438
(61) Patent of Addition to Application Number :NA
Filing Date :NA
(62) Divisional to Application Number :8974/DELNP/2010
Filed on :15/12/2010

(71)**Name of Applicant :**
1)INDIANA UNIVERSITY RESEARCH AND TECHNOLOGY CORPORATION
Address of Applicant :351 W. 10TH STREET, INDIANAPOLIS, IN 46202, USA U.S.A.
(72)**Name of Inventor :**
1)RICHARD DIMARCHI
2)DAVID SMILEY
3)JONATHAN DAY
4)ELISABETTA BIANCHI
5)ANTONELLO PESSI

(57) Abstract :
Modified glucagon peptides are disclosed having enhanced potency at the glucagon receptor relative to native glucagon. Further modification of the glucagon peptides by forming intramolecular bridges or the substitution of the terminal carboxylic acid with an amide group produces peptides exhibiting glucagon/GLP- 1 receptor co-agonist activity. The solubility and stability of these high potency glucagon analogs can be further improved by modification of the polypeptides by pegylation, acylation, alkylation, substitution of carboxy terminal amino acids, C- terminal truncation, or the addition of a carboxy terminal peptide selected from the group consisting of SEQ ID NO: 26 (GPSSGAPPPS), SEQ ID NO: 27 (KRNRNNIA) and SEQ ID NO: 28 (KRNR).

No. of Pages : 577 No. of Claims : 12

(12) PATENT APPLICATION PUBLICATION
(19) INDIA
(22) Date of filing of Application :25/03/2013
(21) Application No.2643/DELNP/2013 A
(43) Publication Date : 20/05/2016

(54) Title of the invention : UV RESISTANT CLEAR LAMINATES

(51) International classification :B32B27/08,B32B7/12,B32B27/18
(31) Priority Document No :61/381574
(32) Priority Date :10/09/2010
(33) Name of priority country :U.S.A.
(86) International Application No :PCT/US2011/048349
Filing Date :19/08/2011
(87) International Publication No :WO 2012/033626
(61) Patent of Addition to Application Number :NA
Filing Date :NA
(62) Divisional to Application Number :NA
Filing Date :NA

(71)**Name of Applicant :**
1)SAINT GOBAIN PERFORMANCE PLASTICS CORPORATION
Address of Applicant :1199 Chillicothe Road Aurora OH 44202 U.S.A.
(72)**Name of Inventor :**
1)HONG Keith C.
2)CSILLAG Frank J.

(57) Abstract :
A multilayer construct includes a fluoropolymer first layer; a UV resistant fluoropolymer adhesive layer and a third layer wherein the fluoropolymer adhesive layer is between the first and third layers. The adhesive layer can optionally include an ultraviolet radiation absorber.

No. of Pages : 37 No. of Claims : 64

(12) PATENT APPLICATION PUBLICATION
(19) INDIA
(22) Date of filing of Application :25/03/2013
(21) Application No.2644/DELNP/2013 A
(43) Publication Date : 20/05/2016

(54) Title of the invention : A SLEEPING AID

(51) International classification :A61F5/56
(31) Priority Document No :588969
(32) Priority Date :02/11/2010
(33) Name of priority country :New Zealand
(86) International Application No :PCT/NZ2011/000227
Filing Date :26/10/2011
(87) International Publication No :WO 2012/060720
(61) Patent of Addition to Application Number :NA
Filing Date :NA
(62) Divisional to Application Number :NA
Filing Date :NA

(71)**Name of Applicant :**
1)SNOREPRO GLOBAL LIMITED
Address of Applicant :209 Victoria Street Te Aro Wellington 6011 New Zealand
(72)**Name of Inventor :**
1)GAY Harold Maxwell

(57) Abstract :
A sleeping aid having an upper moulding (1) a lower moulding (2) and a bridge (4); the sleeping aid formed so that it can be placed in the mouth of a human user with a series of the user s upper teeth snugly in the upper moulding (1) a series of the user s lower teeth snugly in the lower moulding (2) the user s lower jaw held forward of its natural resting position by the mouldings and the bridge (4) extending across the user s tongue to restrict the tongue from rearward movement; the sleeping aid formed such that when it is worn in this way the forward position of the lower jaw and the position of the bridge (4) substantially inhibits snoring and/or sleep apnoea.

No. of Pages : 10 No. of Claims : 10

(12) PATENT APPLICATION PUBLICATION
(21) Application No.2645/DELNP/2013 A
(19) INDIA
(22) Date of filing of Application :25/03/2013
(43) Publication Date : 20/05/2016

(54) Title of the invention : RAZOR BLADE SHARPENER HAVING GUIDE RAILS

(51) International classification :B24D15/08
(31) Priority Document No :1563/10
(32) Priority Date :27/09/2010
(33) Name of priority country :Switzerland
(86) International Application No :PCT/EP2011/001127
Filing Date :07/03/2011
(87) International Publication No :WO 2012/041407
(61) Patent of Addition to Application Number :NA
Filing Date :NA
(62) Divisional to Application Number :NA
Filing Date :NA

(71)**Name of Applicant :**
1)ZLLIG Roger
Address of Applicant :311 3172 Gladwin Road Abbotsford BC V2T5T5 Canada
(72)**Name of Inventor :**
1)ZLLIG Roger

(57) Abstract :
The invention relates to a razor blade sharpener, which is manually operated and by means of which razor blades can be sharpened as needed in an easy, controlled, and even manner in order to reduce razor blade consumption. The construction is designed in such a way that the lateral guides push the blades evenly onto a padded lining made of plastic or leather.

No. of Pages : 11 No. of Claims : 6

(12) PATENT APPLICATION PUBLICATION
(21) Application No.3702/DELNP/2013 A
(19) INDIA
(22) Date of filing of Application :26/04/2013
(43) Publication Date : 20/05/2016

(54) Title of the invention : M TYPE HEXAFERRITE ANTENNAS FOR USE IN WIRELESS COMMUNICATION DEVICES

(51) International classification :B05D5/12,H01F38/14
(31) Priority Document No :61/413866
(32) Priority Date :15/11/2010
(33) Name of priority country :U.S.A.
(86) International Application No :PCT/US2011/060851
Filing Date :15/11/2011
(87) International Publication No :WO 2012/068158
(61) Patent of Addition to Application Number :NA
Filing Date :NA
(62) Divisional to Application Number :NA
Filing Date :NA

(71)**Name of Applicant :**
1)THE BOARD OF TRUSTEES OF THE UNIVERSITY OF ALABAMA FOR AND ON BEHALF OF THE UNIVERSITY OF ALABAMA
Address of Applicant :222 Rose Administration Box 870106 Tuscaloosa AL 35487 U.S.A.
(72)**Name of Inventor :**
1)HONG Yang Ki
2)BAE Seok
3)LEE Jae Jin

(57) Abstract :
An antenna is fabricated using an M-type hexaferrite, such as a tin (Sn) and zinc (Zn) substituted M-type strontium hexaferrite (Sn/Zn-substituted SrM: SrFe12-2xZnxSnx019), thereby enabling antenna miniaturization, broad bandwidth, and high gain. In one embodiment, an antenna system (52) has a substrate (55) and a chip antenna (33) formed on the substrate. The system also has a conductive radiator (59) contacting the chip antenna, and the chip antenna comprises an M-type strontium hexaferrite for which Fe cations are substituted with tin (Sn) and zinc (Zn) to achieve soft magnetic properties for the antenna. Thus, the coercivity and permeability are lower and higher, respectively, than those of pure SrM. Such fabricated hexaferrite chip antennas have broadband characteristics and show good radiation performance at various frequencies, including in the GHz frequency range.

No. of Pages : 29 No. of Claims : 13

(12) PATENT APPLICATION PUBLICATION
(19) INDIA
(22) Date of filing of Application :17/04/2013
(21) Application No.3405/DELNP/2013 A
(43) Publication Date : 20/05/2016

(54) Title of the invention : DUAL POLARIZED BROADBAND OMNIDIRECTIONAL ANTENNA AND FEED METHOD

(51) International classification :H01Q21/24,H01Q21/28,H01Q19/17
(31) Priority Document No :201010504764.6
(32) Priority Date :08/10/2010
(33) Name of priority country :China
(86) International Application No :PCT/CN2011/080528
Filing Date :08/10/2011
(87) International Publication No :WO 2012/045278
(61) Patent of Addition to Application Number :NA
Filing Date :NA
(62) Divisional to Application Number :NA
Filing Date :NA

(71)**Name of Applicant :**
1)CHINA MOBILE GROUP DESIGN INSTITUTE CO. LTD.
Address of Applicant :16A Danling Street Haidian District Beijing 100080 China
(72)**Name of Inventor :**
1)GAO Feng
2)MA Huaxing
3)GAO Peng
4)JIANG Yuan
5)HE Jiwei
6)ZHU Wentao
7)LIU Xu
8)ZHANG Dongchen

(57) Abstract :
A dual polarized broadband omnidirectional antenna and a feed method utilize a horizontally polarized antenna and a vertically polarized antenna installed on the same axis. The horizontally polarized antenna is attached to an attaching panel on both the top and bottom surfaces by means of two arms of a folded dipole. The structure in which the two arms are separately connected to the inner conductor and the outer conductor of the feed line affords the dual polarized antenna a broad working bandwidth. Because a dual polarized ceiling antenna has good polarization isolation effect and balanced coverage the antenna can effectively function as a MIMO antenna in LTE and WLAM systems and can effectively improve data transmission speed in a 2G or 3G network.

No. of Pages : 25 No. of Claims : 12

(12) PATENT APPLICATION PUBLICATION
(21) Application No.3492/DELNP/2013 A
(19) INDIA
(22) Date of filing of Application :18/04/2013
(43) Publication Date : 20/05/2016

(54) Title of the invention : TRANSVERSE FLUX ELECTRIC INDUCTION HEAT TREATMENT OF A DISCRETE WORKPIECE IN A GAP OF A MAGENTIC CIRCUIT

(51) International classification :H05B6/10,H05B6/36,C21D9/00
(31) Priority Document No :61/385778
(32) Priority Date :23/09/2010
(33) Name of priority country :U.S.A.
(86) International Application No:PCT/US2011/052960
Filing Date :23/09/2011
(87) International Publication No :WO 2012/040572
(61) Patent of Addition to Application Number :NA
Filing Date :NA
(62) Divisional to Application Number :NA
Filing Date :NA

(71)**Name of Applicant :**
1)RADYNE CORPORATION
Address of Applicant :211 West Boden Street Milwaukee Wisconsin 53207 U.S.A.
(72)**Name of Inventor :**
1)MORTIMER John Justin

(57) Abstract :
Discrete workpieces move through a longitudinally oriented through gap in an open box rectangular ferromagnetic material. A transverse magnetic flux is established in the through gap inductively heats the discrete workpieces moving through longitudinally oriented through gap. A longitudinal axis of the workpiece or the planar surface of a planar workpiece is oriented either parallel to or perpendicular to transverse magnetic flux to heat treat the workpiece.

No. of Pages : 31 No. of Claims : 14

(12) PATENT APPLICATION PUBLICATION
(19) INDIA
(22) Date of filing of Application :18/04/2013
(21) Application No.3493/DELNP/2013 A
(43) Publication Date : 20/05/2016

(54) Title of the invention : CONTROLLED RELEASE FORMULATIONS OF OPIOIDS

(51) International classification :A61K9/20,A61K9/50,A61K31/485
(31) Priority Document No :61/386227
(32) Priority Date :24/09/2010
(33) Name of priority country :U.S.A.
(86) International Application No :PCT/US2011/053132
Filing Date :23/09/2011
(87) International Publication No :WO 2012/040651
(61) Patent of Addition to Application Number :NA
Filing Date :NA
(62) Divisional to Application Number :NA
Filing Date :NA

(71)**Name of Applicant :**
1)QRXPHARMA LTD.
Address of Applicant :Level 1 194 Miller Street North Sydney NSW 2060 Australia
(72)**Name of Inventor :**
1)RUDNIC Edward M.
2)VACHON Michael
3)PACE Gary W.
4)BERRY Joseph
5)IGLESIA Felix De La

(57) Abstract :
Pharmaceutical formulations containing opioid components that each has a release profile. The components may provide immediate or controlled release of the opioid. The invention is also directed to methods of controlling release of one or more opioid compounds and methods of treating pain.

No. of Pages : 85 No. of Claims : 45

(12) PATENT APPLICATION PUBLICATION
(19) INDIA
(22) Date of filing of Application :29/04/2013
(21) Application No.3774/DELNP/2013 A
(43) Publication Date : 20/05/2016

(54) Title of the invention : 4- (5-CYANO-PYRAZOL-l-YL) -PIPERIDINE DERIVATIVES AS GPR 119 MODULATORS

(51) International classification	:C07D401/04,C07D401/14,C07D403/14
(31) Priority Document No	:61/416441
(32) Priority Date	:23/11/2010
(33) Name of priority country	:U.S.A.
(86) International Application No	:PCT/IB2011/054996
Filing Date	:09/11/2011
(87) International Publication No	:WO 2012/069948
(61) Patent of Addition to Application Number	:NA
Filing Date	:NA
(62) Divisional to Application Number	:NA
Filing Date	:NA

(71)**Name of Applicant :**
1)PFIZER INC.
Address of Applicant :235 East 42nd Street New York New York 10017 U.S.A.
(72)**Name of Inventor :**
1)MASCITTI Vincent
2)MCCLURE Kim Francis
3)MUNCHHOF Michael John
4)ROBINSON Ralph Pelton Jr.

(57) Abstract :
Compounds that modulate the activity of the G-protein-coupled receptor GPRl 19 and their uses in the treatment of diseases linked to the modulation of the G-protein- coupled receptor GPRl 19 in animals are described herein.

No. of Pages : 141 No. of Claims : 12

(12) PATENT APPLICATION PUBLICATION
(21) Application No.3775/DELNP/2013 A
(19) INDIA
(22) Date of filing of Application :29/04/2013
(43) Publication Date : 20/05/2016

(54) Title of the invention : LEAKAGE REDUCTION IN STORAGE ELEMENTS VIA OPTIMIZED RESET STATES

(51) International classification :G06F17/50
(31) Priority Document No :12/948405
(32) Priority Date :17/11/2010
(33) Name of priority country :U.S.A.
(86) International Application No :PCT/US2011/060754
Filing Date :15/11/2011
(87) International Publication No :WO 2012/068083
(61) Patent of Addition to Application Number :NA
Filing Date :NA
(62) Divisional to Application Number :NA
Filing Date :NA

(71)**Name of Applicant :**
1)ADVANCED MICRO DEVICES INC.
Address of Applicant :One Amd Place Sunnyvale CA 94085 3905 U.S.A.
(72)**Name of Inventor :**
1)GUNASEKAR Aswin K.

(57) Abstract :
Various methods are provided for leakage reduction via optimized reset states and improving performance for storage elements. The methods include selecting a storage element where the storage element comprises at least one storage element component sized to reduce static current leakage or at least one storage element component adapted to increase at least one of speed or performance of the storage element. The methods also call for determining a preferred reset state for the storage element wherein the preferred reset state is based at least upon the reduction of static current leakage the speed or the performance of the storage element. The methods also call for setting the storage element reset state to the preferred reset state. An additional method calls for determining if a storage element spends a predetermined amount of time in a static state and determining a preferred reset state for the storage element based upon at least the static state in which the storage element spends the at least a predetermined amount of time. The additional method also calls for setting a preferred reset state based at least upon the static state in which the storage element spends the at least a predetermined amount of time.

No. of Pages : 40 No. of Claims : 17

(12) PATENT APPLICATION PUBLICATION
(19) INDIA
(22) Date of filing of Application :10/01/2014
(21) Application No.243/DELNP/2014 A
(43) Publication Date : 20/05/2016

(54) Title of the invention : CONTINUOUS SUBCUTANEOUS INSULIN INFUSION METHODS WITH A HYALURONAN DEGRADING ENZYME

(51) International classification :A61K38/28,A61K38/47,A61P7/12
(31) Priority Document No :61/520940
(32) Priority Date :17/06/2011
(33) Name of priority country :U.S.A.
(86) International Application No :PCT/US2012/042818
Filing Date :15/06/2012
(87) International Publication No :WO 2012/174480
(61) Patent of Addition to Application Number :NA
Filing Date :NA
(62) Divisional to Application Number :NA
Filing Date :NA

(71)**Name of Applicant :**
1)HALOZYME INC.
Address of Applicant :11388 Sorrento Valley Road San Diego CA 92121 U.S.A.
(72)**Name of Inventor :**
1)VAUGHN Daniel Edward
2)MUCHMORE Douglas Boyer
3)FROST Gregory Ian

(57) Abstract :
Provided are methods for continuous subcutaneous insulin infusion (CSIl) that employ a hyaluronan degrading enzyme including a recombinant human PH20 (rHuPH20). The methods can be used to more consistently control blood glucose during the course of CSIL The methods can be used to treat subjects having diabetes or other insulin associated disease or condition.

No. of Pages : 189 No. of Claims : 69

(12) PATENT APPLICATION PUBLICATION
(19) INDIA
(22) Date of filing of Application :13/01/2014
(21) Application No.280/DELNP/2014 A
(43) Publication Date : 20/05/2016

(54) Title of the invention : 3-FLUOR, 5 -PREGNAN-ONE COMPOUNDS

(51) International classification :C07J7/00
(31) Priority Document No :60/860,658
(32) Priority Date :21/11/2006
(33) Name of priority country :U.S.A.
(86) International Application No :PCT/SE2007/050876
Filing Date :20/11/2007
(87) International Publication No :WO 2008/063128
(61) Patent of Addition to Application Number :NA
Filing Date :NA
(62) Divisional to Application Number :1580/DELNP/2009
Filed on :09/03/2009

(71)**Name of Applicant :**
1)UMECRINE AB
Address of Applicant :C/O TORBJORN BACKSTROM, SOFIEHEMSVAGEN 73 A, S-907 38 UMEA, SWEDEN Sweden
(72)**Name of Inventor :**
1)TORBJORN BACKSTOM
2)GIANNA RAGAGNIN

(57) Abstract :
Steroid compounds having increased resistance against metabolism and increased water solubilit y are disclosed, together with methods for their production. These substances are suitable for the manufacture of pharmaceuticals for the treatment of steroid related or steroid induced CNS disorders and for use in methods of prevention, alleviation or treatment of such disorders.

No. of Pages : 23 No. of Claims : 3

(12) PATENT APPLICATION PUBLICATION
(19) INDIA
(22) Date of filing of Application :15/01/2014
(21) Application No.306/DELNP/2014 A
(43) Publication Date : 20/05/2016

(54) Title of the invention : VARIABLE DIAMETER AND ANGLE VERTICAL AXIS TURBINE

(51) International classification :F03D11/00,F03D3/00
(31) Priority Document No :61/507623
(32) Priority Date :14/07/2011
(33) Name of priority country :U.S.A.
(86) International Application No :PCT/IB2012/053567
Filing Date :12/07/2012
(87) International Publication No :WO 2013/008200
(61) Patent of Addition to Application Number :NA
Filing Date :NA
(62) Divisional to Application Number :NA
Filing Date :NA

(71)**Name of Applicant :**
1)FARB Daniel
Address of Applicant :1/2 Nachal Alexander St. 99543 Beit Shemesh Israel
2)FARKASH Avner
(72)**Name of Inventor :**
1)FARB Daniel
2)FARKASH Avner

(57) Abstract :
A wind turbine particularly vertical axis whose diameter is extensible and retractable either from the length of the arms or the angle of the blades or both has advantages in operating in low wind speed regimes and surviving in high wind speed regimes. The current application describes how to construct such a turbine particularly the control mechanisms and the optimal aerodynamic configurations of the blades.

No. of Pages : 22 No. of Claims : 17

(12) PATENT APPLICATION PUBLICATION
(19) INDIA
(22) Date of filing of Application :18/11/2014
(21) Application No.3337/DEL/2014 A
(43) Publication Date : 20/05/2016

(54) Title of the invention : HAMMER AND SHAFT

(51) International classification :G10C3/12
(31) Priority Document No :NA
(32) Priority Date :NA
(33) Name of priority country :NA
(86) International Application No :NA
Filing Date :NA
(87) International Publication No : NA
(61) Patent of Addition to Application Number :NA
Filing Date :NA
(62) Divisional to Application Number :NA
Filing Date :NA

(71)**Name of Applicant :**
1)Groz Engineering Tools Private Limited
Address of Applicant :Village Kherki Daula, National Highway 8, Gurgaon 122001, Haryana, India Haryana India
(72)**Name of Inventor :**
1)BAMMI, Prashant

(57) Abstract :
The present invention relates to a hammer and a shaft having a head, a handle, rods of the same length within the handle that engage within the head, a spacer plate with openings through the head, additional spacer plates, and a clip upon the rods opposite the head, wherein, the clip includes an aperture through which a lanyard is admitted and the clip has a geometry that allows it to fit compactly within the rods formed into a compact bundle and the said clip and rods have a coating applied to them that forms the handle seen by the users, the invention also relates to a method of manufacturing the said hammer and shaft.

No. of Pages : 32 No. of Claims : 31

(12) PATENT APPLICATION PUBLICATION
(19) INDIA
(22) Date of filing of Application :13/05/2014
(21) Application No.3888/DELNP/2014 A
(43) Publication Date : 20/05/2016

(54) Title of the invention : TUBULAR THREADED JOINT HAVING IMPROVED HIGH TORQUE PERFORMANCE

(51) International classification :F16L15/04,C10M103/02,C10M105/32
(31) Priority Document No:2011-253187
(32) Priority Date :18/11/2011
(33) Name of priority country :Japan
(86) International Application No :PCT/JP2012/080403
Filing Date :16/11/2012
(87) International Publication No :WO 2013/073712
(61) Patent of Addition to Application Number :NA
Filing Date :NA
(62) Divisional to Application Number :NA
Filing Date :NA

(71)**Name of Applicant :**
1)NIPPON STEEL & SUMITOMO METAL CORPORATION
Address of Applicant :6 1 Marunouchi 2 chome Chiyoda ku Tokyo 1008071 Japan
2)VALLOUREC OIL AND GAS FRANCE
(72)**Name of Inventor :**
1)GOTO Kunio
2)TANAKA Yuji
3)YAMAMOTO Yasuhiro

(57) Abstract :
A tubular threaded joint which is free from harmful heavy metals which has excellent galling resistance gas tightness and rust preventing properties and which does not readily undergo yielding of shoulder portions even when subjected to makeup with a high torque is constituted by a pin 1 and a box 2 each having a contact surface comprising an unthreaded metal contact portion including a seal portion 4a or 4b and a shoulder portion 5a or 5b and a threaded portion 3a or 3b. Of the contact surface of at least one of the pin and the box the surfaces of the seal portion and the shoulder portion has a first lubricating coating 10 in the form of a solid lubricating coating and the surface of the threaded portion or the entire surface of the contact surface has a second lubricating coating 11 selected from a viscous liquid lubricating coating and a solid lubricating coating. The first lubricating coating has a coefficient of friction which is higher than that of the second lubricating coating and the second lubricating coating is positioned on top in a portion where both the first lubricating coating and the second lubricating coating are present.

No. of Pages : 56 No. of Claims : 10

(12) PATENT APPLICATION PUBLICATION
(19) INDIA
(22) Date of filing of Application :18/11/2014
(21) Application No.3323/DEL/2014 A
(43) Publication Date : 20/05/2016

(54) Title of the invention : NOVEL ESTERIFICATION PROCESS OF ALDEHYDES USING A HETEROGENEOUS CATALYST

(51) International classification :C07C67/44
(31) Priority Document No :NA
(32) Priority Date :NA
(33) Name of priority country :NA
(86) International Application No :NA
Filing Date :NA
(87) International Publication No : NA
(61) Patent of Addition to Application Number :NA
Filing Date :NA
(62) Divisional to Application Number :NA
Filing Date :NA

(71)**Name of Applicant :**
1)COUNCIL OF SCIENTIFIC & INDUSTRIAL RESEARCH
Address of Applicant :ANUSANDHAN BHAWAN, RAFI MARG, NEW DELHI - 110 001, INDIA. Delhi India
(72)**Name of Inventor :**
1)ARUMUGAM SUDALAI
2)SOUMEN DEY

(57) Abstract :
The present invention relates to a novel simple, efficient and single-step process for esterification of aldehydes using a heterogeneous catalyst with high yields. More particularly, the present invention relates to a novel simple, efficient and single-step process for esterification of aldehydes using Titanium superoxide with greater than 80% yields.

No. of Pages : 28 No. of Claims : 8

(12) PATENT APPLICATION PUBLICATION
(19) INDIA
(22) Date of filing of Application :20/12/2005
(21) Application No.3413/DEL/2005 A
(43) Publication Date : 20/05/2016

(54) Title of the invention : VAPOUR TURBINE

(51) International classification :F01D 17/18
(31) Priority Document No :MI2004A002483
(32) Priority Date :23/12/2004
(33) Name of priority country :Italy
(86) International Application No :NA
Filing Date :NA
(87) International Publication No :NA
(61) Patent of Addition to Application Number :NA
Filing Date :NA
(62) Divisional to Application Number :NA
Filing Date :NA

(71)**Name of Applicant :**
1)NUOVO PIGNONE S.P.A
Address of Applicant :VIA FELICE MATTEUCCI, 2, 50127 FLORENCE, ITALY. Italy
(72)**Name of Inventor :**
1)CORTESE CARLO
2)BENDINEELI PAOLO
3)VECCHLARINO VINCENZO
4)AMOROSO MARIA PILAR

(57) Abstract :
Vapour turbine operating with geothermal vapours containing corrosive agents such as chlorides and/or sulfides in particular. The turbine comprises a series of stator blades made of a nickel alloy containing a quantity of nickel ranging from 54% to 58% by weight to avoid the washing of the geothermal vapours, maintaining a high useful life of the series of stator blades and vapour turbine.

No. of Pages : 6 No. of Claims : 8

(12) PATENT APPLICATION PUBLICATION
(19) INDIA
(22) Date of filing of Application :18/04/2013
(21) Application No.3494/DELNP/2013 A
(43) Publication Date : 20/05/2016

(54) Title of the invention : AIRBAG SUITABLE FOR HEAD PROTECTION

(51) International classification :A41D13/018,A41D13/05,A42B3/00
(31) Priority Document No :10510105
(32) Priority Date :29/09/2010
(33) Name of priority country :Sweden
(86) International Application No :PCT/SE2011/051163
Filing Date :29/09/2011
(87) International Publication No :WO 2012/044245
(61) Patent of Addition to Application Number :NA
Filing Date :NA
(62) Divisional to Application Number :NA
Filing Date :NA

(71)**Name of Applicant :**
1)H–VDING SVERIGE AB
Address of Applicant :Grimsbygatan 24 S 211 20 Malm Sweden
(72)**Name of Inventor :**
1)OLSSON Dick
2)SELLERGREN Ulf

(57) Abstract :
An airbag (20) for protecting the head of a user in case of an accident is hereby presented. The airbag comprises an inflatable inner bag (21, 40, 50, 60) surrounded by an outer bag (22), wherein the structure of the outer bag (22) defines the shape of the airbag (20) when the inner bag (21) is inflated, and wherein said inner bag (21, 40, 50, 60) comprises a plurality of elongate first chambers (28, 29, 210, 211, 41, 42, 43, 44, 45, 46, 47, 48, 65, 66, 69, 610, 6 11, 612, 613, 614), each of which elongate first chambers forms a head protective part when inflated.

No. of Pages : 19 No. of Claims : 16

(12) PATENT APPLICATION PUBLICATION
(19) INDIA
(22) Date of filing of Application :10/05/2013
(21) Application No.4218/DELNP/2013 A
(43) Publication Date : 20/05/2016

(54) Title of the invention : HETEROARYLS AND USES THEREOF

(51) International classification :A01N43/78,A61K31/425,A01N43/16
(31) Priority Document No :61/392515
(32) Priority Date :13/10/2010
(33) Name of priority country :U.S.A.
(86) International Application No :PCT/US2011/056135
Filing Date :13/10/2011
(87) International Publication No :WO 2012/051410
(61) Patent of Addition to Application Number :NA
Filing Date :NA
(62) Divisional to Application Number :NA
Filing Date :NA

(71)**Name of Applicant :**
1)MILLENNIUM PHARMACEUTICALS INC.
Address of Applicant :40 Landsdowne Street Cambridge MA 02139 U.S.A.
(72)**Name of Inventor :**
1)FREEZE Brian S.
2)HIROSE Masaaki
3)LEE Hong Myung
4)SELLS Todd B.
5)SHI Zhan
6)TAKAOKA Leo R.
7)VYSKOCIL Stepan
8)XU Tianlin

(57) Abstract :
This invention provides compounds of formula I-A or I-B: wherein HY, Gi G2, R2, R12 , Wi, W2, n, and Ring A are as described in the specification. The compounds are inhibitors of PI3K and/or mTor and are thus useful for treating proliferative, inflammatory, or cardiovascular disorders.

No. of Pages : 269 No. of Claims : 66

(12) PATENT APPLICATION PUBLICATION
(19) INDIA
(22) Date of filing of Application :15/05/2013
(21) Application No.4365/DELNP/2013 A
(43) Publication Date : 20/05/2016

(54) Title of the invention : MICRORNA INHIBITORS COMPRISING LOCKED NUCLEOTIDES

(51) International classification :C12Q1/68
(31) Priority Document No :61/423456
(32) Priority Date :15/12/2010
(33) Name of priority country :U.S.A.
(86) International Application No :PCT/US2011/065121
Filing Date :15/12/2011
(87) International Publication No :WO 2012/083005
(61) Patent of Addition to Application Number :NA
Filing Date :NA
(62) Divisional to Application Number :NA
Filing Date :NA

(71)**Name of Applicant :**
1)MIRAGEN THERAPEUTICS
Address of Applicant :6200 Lookout Road Boulder Colorado 80301 U.S.A.
(72)**Name of Inventor :**
1)DALBY Christina
2)MARSHALL William S.
3)ROOIJ Eva Van
4)MONTGOMERY Rusty

(57) Abstract :
The invention provides chemically modified oligonucleotides capable of inhibiting the expression (e.g., abundance) of miR-208 family miRNAs, including miR-208a, miR-208b, and/or miR-499. The invention provides in some embodiments, oligo - nucleotides capable of inhibiting, in a specific fashion, the expression or abundance of each of miR-208a, miR-208b, and miR-499. The invention further provides pharmaceutical compositions comprising the oligonucleotides, and methods of treating patients having conditions or disorders relating to or involving a miR-208 family miRNA, such as a cardiovascular condition. In various embodiments, the oligonucleotides provide advantages in one or more of potency, efficiency of delivery, target specificity, toxicity, and/or stability.

No. of Pages : 181 No. of Claims : 47

(12) PATENT APPLICATION PUBLICATION
(19) INDIA
(22) Date of filing of Application :21/05/2013
(21) Application No.4513/DELNP/2013 A
(43) Publication Date : 20/05/2016

(54) Title of the invention : SYSTEM AND METHOD FOR INVESTIGATING SUB SURFACE FEATURES OF A ROCK FORMATION

(51) International classification :G01V1/46
(31) Priority Document No :61/413173
(32) Priority Date :12/11/2010
(33) Name of priority country :U.S.A.
(86) International Application No :PCT/US2011/059967
Filing Date :09/11/2011
(87) International Publication No :WO 2012/064839
(61) Patent of Addition to Application Number :NA
Filing Date :NA
(62) Divisional to Application Number :NA
Filing Date :NA

(71)**Name of Applicant :**
1)CHEVRON U.S.A. Inc.
Address of Applicant :6001 Bollinger Canyon Road San Ramon California 94583 U.S.A.
2)LOS ALAMOS NATIONAL SECURITY LLC
(72)**Name of Inventor :**
1)VU Cung Khac
2)SKELT Christopher H.
3)NIHEI Kurt T.
4)JOHNSON Paul A.
5)GUYER Robert A.
6)TEN CATE James A.
7)LE BAS Pierre Yves
8)LARMAT Carene S.

(57) Abstract :
A method and system for investigating rock formations outside a borehole are provided. The method includes generating a first acoustic wave at a first frequency by a first acoustic source (105); and generating a second acoustic wave at a second frequency by a second acoustic source (115). The first and the second acoustic sources are arranged within a localized area of the borehole (110). The first and the second acoustic waves intersect in an intersection volume (130) outside the borehole. The method further includes receiving a third acoustic wave at a third frequency the third shear acoustic wave returning to the borehole due to a non linear mixing process in a nonlinear mixing zone within the intersection volume at a receiver (135) arranged in the borehole. The third frequency is equal to a difference between the first frequency and the second frequency.

No. of Pages : 147 No. of Claims : 238

(12) PATENT APPLICATION PUBLICATION
(19) INDIA
(22) Date of filing of Application :24/03/2014
(21) Application No.2214/DELNP/2014 A
(43) Publication Date : 20/05/2016

(54) Title of the invention : IONIC TAGS FOR SYNTHESIS OF OLIGORIBONUCLEOTIDES

(51) International classification	:C07H21/00,C07D233/60,C07F9/54
(31) Priority Document No	:PCT/CA2011/000950
(32) Priority Date	:23/08/2011
(33) Name of priority country	:Canada
(86) International Application No	:PCT/CA2012/000784
Filing Date	:23/08/2012
(87) International Publication No	:WO 2013/026142
(61) Patent of Addition to Application Number	:NA
Filing Date	:NA
(62) Divisional to Application Number	:NA
Filing Date	:NA

(71)**Name of Applicant :**
1)THE ROYAL INSTITUTION FOR THE ADVANCEMENT OF LEARNING/MCGILL UNIVERSITY
Address of Applicant :845 Sherbrooke Street West Montral Qubec H3A 0G4 Canada
2)HONG KONG POLYTECHNIC UNIVERSITY
(72)**Name of Inventor :**
1)DAMHA Masad J.
2)HASSLER Matthew
3)CHAN Tak Hang
4)REDDY N. Mallikarjuna
5)DONGA Robert Alexander

(57) Abstract :
The invention relates to the chemical synthesis of oligonucleotides e.g. oligoribonucleotides. In another aspect the invention relates to compounds of formula (II) processes for making these compounds and the use thereof in the chemical synthesis of oligonucleotides e.g. oligoribonucleotides. The invention also relates to methods of synthesis of oligomers including but not limited to oligopeptides oligosaccharides and oligonucleotides particularly oligoribonucleotides and also oligodeoxyribonucleotides in solution systems and ionic tag linkers for use in methods provided herein.

No. of Pages : 177 No. of Claims : 56

(12) PATENT APPLICATION PUBLICATION
(19) INDIA
(22) Date of filing of Application :15/01/2014
(21) Application No.352/DELNP/2014 A
(43) Publication Date : 20/05/2016

(54) Title of the invention : COMPOSITIONS AND METHODS FOR THE TREATMENT OF CANCER

(51) International classification :A61K9/51,C07F15/00,A61K33/24
(31) Priority Document No :61/499439
(32) Priority Date :21/06/2011
(33) Name of priority country :U.S.A.
(86) International Application No :PCT/US2012/043626
Filing Date :21/06/2012
(87) International Publication No :WO 2012/177935
(61) Patent of Addition to Application Number :NA
Filing Date :NA
(62) Divisional to Application Number :NA
Filing Date :NA

(71)**Name of Applicant :**
1)MASSACHUSETTS INSTITUTE OF TECHNOLOGY
Address of Applicant :77 Massachusetts Avenue Cambridge MA 02139 U.S.A.
2)THE BRIGHAM AND WOMEN S HOSPITAL INC.
(72)**Name of Inventor :**
1)LIPPARD Stephen J.
2)PARK Ga Young
3)JOHNSTONE Timothy
4)FAROKHZAD Omid C.
5)GADDE Suresh

(57) Abstract :
The present invention relates to compositions kits and methods for treatment of cancers. In some cases the composition comprises a platinum compound comprising a phenanthridine ligand.

No. of Pages : 103 No. of Claims : 41

(12) PATENT APPLICATION PUBLICATION
(19) INDIA
(22) Date of filing of Application :30/04/2013
(21) Application No.3797/DELNP/2013 A
(43) Publication Date : 20/05/2016

(54) Title of the invention : ROTATING LASER

(51) International classification :G01C15/00
(31) Priority Document No :10192628.5
(32) Priority Date :25/11/2010
(33) Name of priority country :EPO
(86) International Application No :PCT/EP2011/070927
Filing Date :24/11/2011
(87) International Publication No :WO 2012/069582
(61) Patent of Addition to Application Number :NA
Filing Date :NA
(62) Divisional to Application Number :NA
Filing Date :NA

(71)**Name of Applicant :**
1)LEICA GEOSYSTEMS AG
Address of Applicant :Heinrich Wild Strasse CH 9435 Heerbrugg Switzerland
(72)**Name of Inventor :**
1)M–LLER Bernd

(57) Abstract :
A rotating laser (1) according to the invention has a source of electromagnetic radiation (9) in particular a laser beam source for production of a reference beam and deflection means which can rotate about a rotation axis for rotating transmission of the reference beam by which means a laser area (34a, 34b) is defined and with the reference beam passing over a reference path and with at least a portion of the reference path being perceivable visually and/or by means of a detector on a surface (32) as a reference line (35a, 35b). Furthermore swivelling means are provided for swivelling the rotation axis about at least one swivelling axis in particular about two swivelling axes as well as a range measurement unit for measurement of ranges to points on the reference path and control means for controlling the swivelling means and for comparison of ranges. Furthermore the rotating laser (1) has a functionality for perpendicular alignment of the laser area (34a, 34b) relative to the surface (32) with the control means being designed such that the laser area (34a, 34b) is automatically variably inclined relative to the surface (32) by swivelling of the rotation axis with a reference line range from the reference line (35a, 35b) to the rotating laser (1) being determined for each of the respective inclination angles and with that inclination angle of the laser area (34a and 34b) being determined as the perpendicular inclination angle at which the laser area (34a, 34b) includes the reference line (35a, 35b) with the respective shortest determined reference line range and therefore being perpendicular to the surface (32).

No. of Pages : 45 No. of Claims : 15

(12) PATENT APPLICATION PUBLICATION
(19) INDIA
(22) Date of filing of Application :05/06/2014
(21) Application No.4581/DELNP/2014 A
(43) Publication Date : 20/05/2016

(54) Title of the invention : INJECTABLE SILK FIBROIN PARTICLES AND USES THEREOF

(51) International classification :A61L27/22,A61L27/54,A61L27/14
(31) Priority Document No :61/557603
(32) Priority Date :09/11/2011
(33) Name of priority country :U.S.A.
(86) International Application No :PCT/US2012/064450
Filing Date :09/11/2012
(87) International Publication No :WO 2013/071107
(61) Patent of Addition to Application Number :NA
Filing Date :NA
(62) Divisional to Application Number :NA
Filing Date :NA

(71)**Name of Applicant :**
1)TRUSTEES OF TUFTS COLLEGE
Address of Applicant :Ballou Hall Medford Massachusetts 02155 U.S.A.
2)UNIVERSITY OF PITTSBURGH OF THE COMMONWEALTH SYSTEM OF HIGHER EDUCATION
(72)**Name of Inventor :**
1)BELLAS Evangelia
2)MARRA Kacey
3)RUBIN J. Peter
4)KAPLAN David L.

(57) Abstract :
The inventions provided herein relate to compositions methods delivery devices and kits for repairing or augmenting a tissue in a subject. The compositions described herein are injectable such that they can be placed in a tissue to be treated with a minimally invasive procedure (e.g. by injection) and/or be molded flexibly into a tissue void of any shape and/or size. In some embodiments the composition described herein comprises a plurality of silk fibroin particles which can retain their original volume within the tissue for a period of time. The compositions can be used as a filler to replace a tissue void e.g. for tissue repair and/or augmentation or as a scaffold to support tissue regeneration and/or reconstruction. In some embodiments the compositions described herein can be used for soft tissue repair or augmentation.

No. of Pages : 77 No. of Claims : 110

(12) PATENT APPLICATION PUBLICATION
(21) Application No.1527/DELNP/2015 A
(19) INDIA
(22) Date of filing of Application :24/02/2015
(43) Publication Date : 20/05/2016

(54) Title of the invention : IMAGE PROCESSING DEVICE AND METHOD

(51) International classification :H04N7/32
(31) Priority Document No :2012193607
(32) Priority Date :03/09/2012
(33) Name of priority country :Japan
(86) International Application No :PCT/JP2013/072232
Filing Date :21/08/2013
(87) International Publication No :WO 2014/034480
(61) Patent of Addition to Application Number :NA
Filing Date :NA
(62) Divisional to Application Number :NA
Filing Date :NA

(71)**Name of Applicant :**
1)SONY CORPORATION
Address of Applicant :1-7-1 Konan Minato ku Tokyo 1080075 Japan
(72)**Name of Inventor :**
1)TAKAHASHI Yoshitomo
2)SATO Kazushi

(57) Abstract :
The present invention relates to an image processing device and method whereby an increase in the amount of memory required for encoding/decoding can be suppressed. This image processing device is equipped with: a motion compensation unit that performs motion compensation during the decoding of the current layer; and a first compression unit that compresses a motion vector of the current layer that is reconstructed by the motion compensation unit and used for the motion compensation during the decoding of another layer. Alternatively the image processing device is equipped with: a motion prediction/compensation unit that performs motion prediction/compensation during the encoding of the current layer; and a first compression unit that compresses a motion vector of the current layer that is generated by the motion prediction/compensation unit and used for the motion prediction/compensation during the encoding of another layer. The present invention can be applied to image processing devices for example.

No. of Pages : 497 No. of Claims : 20

(12) PATENT APPLICATION PUBLICATION
(19) INDIA
(22) Date of filing of Application :03/04/2015
(21) Application No.2755/DELNP/2015 A
(43) Publication Date : 20/05/2016

(54) Title of the invention : LIPOSOMAL DRUG DELIVERY SYSTEM

(51) International classification :A61K9/00,A61K9/127,A61K47/48
(31) Priority Document No :2012/07435
(32) Priority Date :04/10/2012
(33) Name of priority country :South Africa
(86) International Application No :PCT/IB2013/059116
Filing Date :04/10/2013
(87) International Publication No :WO 2014/054026
(61) Patent of Addition to Application Number :NA
Filing Date :NA
(62) Divisional to Application Number :NA
Filing Date :NA

(71)**Name of Applicant :**
1)UNIVERSITY OF THE WITWATERSRAND JOHANNESBURG
Address of Applicant :1 Jan Smuts Avenue 2001 Johannesburg South Africa
(72)**Name of Inventor :**
1)UNIVERSITY OF THE WITWATERSRAND JOHANNESBURG

(57) Abstract :
The invention relates to a drug delivery system particularly to a liposomal drug delivery system. Most particularly the invention relates to a liposomal drug delivery system for the release of at least one drug compound at a target site within a human or animal body. The invention extends to a method of manufacturing the drug delivery system.

No. of Pages : 81 No. of Claims : 49

(12) PATENT APPLICATION PUBLICATION
(21) Application No.320/DEL/2006 A
(19) INDIA
(22) Date of filing of Application :03/02/2006
(43) Publication Date : 20/05/2016

(54) Title of the invention : A PROCESS FOR THE PREPARATION OF HEAT RESISTANT FRYING OIL MEDIUM

(51) International classification	:A23B 9/00	
(31) Priority Document No	:NA	
(32) Priority Date	:NA	
(33) Name of priority country	:NA	
(86) International Application No	:NA	
Filing Date	:NA	
(87) International Publication No	:NA	
(61) Patent of Addition to Application Number	:NA	
Filing Date	:NA	
(62) Divisional to Application Number	:NA	
Filing Date	:NA	

(71)**Name of Applicant :**
1)COUNCIL OF SCIENTIFIC & INDUSTRIAL RESEARCH.
Address of Applicant :ANUSANDHAN BHAWAN, RAFI MARG, NEW DELHI-110 001, INDIA. Delhi India
(72)**Name of Inventor :**
1)NASIRULLAH
2)JAYAPAL HEMAVATHY
3)RANGASWAMY BABY LATHA
4)THANGARAJ JEYARANI

(57) Abstract :
Edible vegetable oils including blends comprising of base oils like sunflower, groundnut, mustard, palmolein oils and fortifying/stabilizing oil like sesame oil have been used for preparation of heat resistant frying oil medium . The base oils have been used as it is but purged with nitrogen whereas the fortifying or stabilizing oil has been given temperature treatment i.e. heated in a control condition at different temperatures. The purging of nitrogen has been done to remove moisture, air and or dissolved oxygen and odour factors present in the oil. These factors are proxidants in nature. The base oil and the stabilizing oil have been mixed in a fixed ratio, which was predetermined based on stability, flavour and economy factors. The resultant oil blend has been homogenized with agitation and stabilized at room temperature before use. A moderate moisture product has been prepared to assess the stability and heat resistant capacity of frying oil medium.

No. of Pages : 14 No. of Claims : 4

(12) PATENT APPLICATION PUBLICATION
(21) Application No.3386/DEL/2014 A
(19) INDIA
(22) Date of filing of Application :20/11/2014
(43) Publication Date : 20/05/2016

(54) Title of the invention : COMPOSITE PANELS WITH RICE HUSK CORE

(51) International classification :B32B9/02
(31) Priority Document No :NA
(32) Priority Date :NA
(33) Name of priority country :NA
(86) International Application No :NA
Filing Date :NA
(87) International Publication No : NA
(61) Patent of Addition to Application Number :NA
Filing Date :NA
(62) Divisional to Application Number :NA
Filing Date :NA

(71)**Name of Applicant :**
1)INDIAN INSTITUTE OF TECHNOLOGY KANPUR
Address of Applicant :Dean, Research & Development, 255, Faculty Building, Indian Institute of Technology Kanpur, Kanpur - 208016 Uttar Pradesh, India Uttar Pradesh India
(72)**Name of Inventor :**
1)BHATTACHARYA, Bishakh
2)AULAKH, Jivtesh Singh

(57) Abstract :
The present subject matter relates to a composite panel (100) with a rice husk core. The composite panel (100) includes a first metal sheet (102-1) forming a first face of the composite panel (100), and a second metal sheet (102-2) forming a second face of the composite panel (100). The second face is opposite to the first face of composite panel (100). Further, the composite panel (100) includes a laminate layer (104) disposed between the first metal sheet (102-1) and the second metal sheet (102-2). The laminate layer (104) includes rice husk and a polymeric binder.

No. of Pages : 11 No. of Claims : 10

(12) PATENT APPLICATION PUBLICATION
(19) INDIA
(22) Date of filing of Application :24/05/2013
(21) Application No.4660/DELNP/2013 A
(43) Publication Date : 20/05/2016

(54) Title of the invention : METHODS OF TREATING FGF21 ASSOCIATED DISORDERS

(51) International classification :C07K14/50
(31) Priority Document No :61/415476
(32) Priority Date :19/11/2010
(33) Name of priority country :U.S.A.
(86) International Application No :PCT/EP2011/070344
Filing Date :17/11/2011
(87) International Publication No :WO 2012/066075
(61) Patent of Addition to Application Number :NA
Filing Date :NA
(62) Divisional to Application Number :NA
Filing Date :NA

(71)**Name of Applicant :**
1)NOVARTIS AG
Address of Applicant :Lichtstrasse 35 CH 4056 Basel Switzerland
2)IRM LLC
(72)**Name of Inventor :**
1)BOETTCHER Brian R.
2)CAPLAN Shari L.
3)DANIELS Douglas S.
4)GEIERSTANGER Bernhard H.
5)HAMAMATSU Norio
6)LICHT Stuart
7)LOEW Andreas
8)WELDON Stephen Craig

(57) Abstract :
The invention relates to the identification of new polypeptide and protein variants of fibroblast growth factor 21 (FGF21) that have improved pharmaceutical properties. Also disclosed are methods for treating FGF21-associated disorders including metabolic conditions.

No. of Pages : 81 No. of Claims : 25

(12) PATENT APPLICATION PUBLICATION
(19) INDIA
(22) Date of filing of Application :08/05/2013
(21) Application No.4116/DELNP/2013 A
(43) Publication Date : 20/05/2016

(54) Title of the invention : DIRECTIONAL FLAT ILLUMINATORS

(51) International classification :G02B27/22,G02B26/00,G02F1/01
(31) Priority Document No :61/415810
(32) Priority Date :19/11/2010
(33) Name of priority country :U.S.A.
(86) International Application No :PCT/US2011/061511
Filing Date :18/11/2011
(87) International Publication No :WO 2012/068532
(61) Patent of Addition to Application Number :NA
Filing Date :NA
(62) Divisional to Application Number :NA
Filing Date :NA

(71)**Name of Applicant :**
1)REALD INC.
Address of Applicant :100 North Crescent Drive Suite 120 Beverly Hills CA 90210 U.S.A.
(72)**Name of Inventor :**
1)ROBINSON Michael G.
2)WOODGATE Graham John
3)HARROLD Jonathan

(57) Abstract :
Disclosed is an optical valve or light valve for providing large area collimated illumination from localized light sources and system and method thereof for 2D, 3D and/or autosteroscopic displays. An optical valve may include a stepped structure in which the steps include separated extraction features which may be optically hidden to light propagating in a first direction. Light propagating in a second direction may be refracted diffracted or reflected by the features to provide illumination beams exiting from the top surface of the optical valve. Such controlled illumination may provide for efficient multi user autostereoscopic displays as well as improved 2D display functionality.

No. of Pages : 96 No. of Claims : 91

(12) PATENT APPLICATION PUBLICATION
(19) INDIA
(22) Date of filing of Application :16/05/2013
(21) Application No.4398/DELNP/2013 A
(43) Publication Date : 20/05/2016

(54) Title of the invention : NUCLIONS AND RIBOCAPSIDS

(51) International classification :C12N15/11,C07H21/00,C12Q1/68
(31) Priority Document No :61/411974
(32) Priority Date :10/11/2010
(33) Name of priority country :U.S.A.
(86) International Application No :PCT/US2011/059656
Filing Date :07/11/2011
(87) International Publication No :WO 2012/064675
(61) Patent of Addition to Application Number :NA
Filing Date :NA
(62) Divisional to Application Number :NA
Filing Date :NA

(71)**Name of Applicant :**
1)WEBB Nigel L.
Address of Applicant :1101 Green Valley Road Bryn Mawr PA 19010 U.S.A.
2)GAMPER Howard B.
(72)**Name of Inventor :**
1)WEBB Nigel L.
2)GAMPER Howard B.

(57) Abstract :
The invention relates to an isolated nuclion having (i) a core nucleic acid and (ii) one or more nbocapsids each including a polymer of two or more ribocapsid subunits wherein said ribocapsid subunits include nucleic acid. The invention also relates to a method for manufacturing an isolated nuclion.

No. of Pages : 126 No. of Claims : 23

(12) PATENT APPLICATION PUBLICATION
(19) INDIA
(22) Date of filing of Application :22/05/2013
(21) Application No.4550/DELNP/2013 A
(43) Publication Date : 20/05/2016

(54) Title of the invention : JELLY CONFECTIONERY PRODUCTS HAVING A STABILIZER/FIBER BLEND

(51) International classification	:A23L1/05,A23L1/0522,A23L1/0524
(31) Priority Document No	:NA
(32) Priority Date	:NA
(33) Name of priority country	:NA
(86) International Application No	:PCT/US2010/057826
Filing Date	:23/11/2010
(87) International Publication No	:WO 2012/071035
(61) Patent of Addition to Application Number	:NA
Filing Date	:NA
(62) Divisional to Application Number	:NA
Filing Date	:NA

(71)**Name of Applicant :**
1)NESTEC S.A.
Address of Applicant :Avenue Nestl 55 CH 1800 Vevey Switzerland
(72)**Name of Inventor :**
1)SAVANT Vivek

(57) Abstract :
Jelly confectionery products and methods of producing the jelly confectionery products are provided. In a general embodiment the present disclosure provides a jelly confectionery product having 1) an ingredient including fruit juice fruit puree or a combination thereof and 2) a jelly blend including a stabilizer and a fiber. The jelly confectionery product can be free of added sugar or corn syrup.

No. of Pages : 15 No. of Claims : 18

(12) PATENT APPLICATION PUBLICATION
(19) INDIA
(22) Date of filing of Application :22/05/2013
(21) Application No.4553/DELNP/2013 A
(43) Publication Date : 20/05/2016

(54) Title of the invention : VALVE FOR CONTROLLING FLOW OF MATERIAL OUT OF HEAT EXCHANGER

(51) International classification :B65G53/18,B65G53/16,B65G53/50
(31) Priority Document No :61/407706
(32) Priority Date :28/10/2010
(33) Name of priority country :U.S.A.
(86) International Application No :PCT/US2011/058245
Filing Date :28/10/2011
(87) International Publication No :WO 2012/058520
(61) Patent of Addition to Application Number :NA
Filing Date :NA
(62) Divisional to Application Number :NA
Filing Date :NA

(71)**Name of Applicant :**
1)ALSTOM TECHNOLOGY LTD
Address of Applicant :Brown Boveri Strasse 7 CH 5400 Baden Switzerland
(72)**Name of Inventor :**
1)JUKKOLA Glen D.
2)TEIGEN, Bard C

(57) Abstract :
Disclosed herein is a solids flow control valve (102) comprising a standpipe (112); a shoe (126); and a transport pipe (120); wherein the standpipe (112) is in operative communication with the shoe (126) and lies upstream of the shoe (126); the standpipe (112) comprising a first end and a second end where the first end is in contact with a source that contains disposable solids and the second end is in fluid contact with the shoe (126); the shoe (126) being operative to restrict the flow of the disposable solids; the transport pipe (120) being disposed downstream of the shoe (126) to receive and transport the solids from the shoe (126). The source of solids is a heat exchanger. The material transported is ashes. The valve (102) is actuated by means of air nozzles (118). The material is fluidized.

No. of Pages : 31 No. of Claims : 28

(12) PATENT APPLICATION PUBLICATION
(21) Application No.4854/DELNP/2013 A
(19) INDIA
(22) Date of filing of Application :31/05/2013
(43) Publication Date : 20/05/2016

(54) Title of the invention : SINGLE LOOP MULTISTAGE FUEL PRODUCTION

(51) International classification :C10G2/00,C10L1/02,C07C2/00
(31) Priority Document No :12/942680
(32) Priority Date :09/11/2010
(33) Name of priority country :U.S.A.
(86) International Application No :PCT/US2011/059975
Filing Date :09/11/2011
(87) International Publication No :WO 2012/064844
(61) Patent of Addition to Application Number :NA
Filing Date :NA
(62) Divisional to Application Number :NA
Filing Date :NA

(71)**Name of Applicant :**
1)PRIMUS GREEN ENERGY INC.
Address of Applicant :6 Ilene Court Building 9 Unit 21 Hillsborough NJ 08844 U.S.A.
(72)**Name of Inventor :**
1)FANG Howard L.
2)BEN REUVEN Moshe
3)BOYLE Richard E.
4)KOROS Robert M.

(57) Abstract :
Synthetic fuels are produced from synthesis gas in a four stage reactor system with a single recycle loop providing the requisite thermal capacity to moderate the high heat release of the reactions and to provide the reactants and reaction environments for the efficient operation of the process. The first stage converts a portion of the synthesis gas to methanol the second stage converts the methanol to dimethylether the third stage converts the methanol and dimethylether to fuel and the fourth stage converts the high melting point component durene and other low volatility aromatic components such as tri and tetra methylbenzenes to high octane branched paraffins. The four stage catalyst used for hydrotreating is resistant to CO poisoning. The reactions i produce water as a side product that is carried through to a high pressure separator after the fourth stage. The streams from the separator are a liquid fuel stream a water stream and a gaseous stream that contains light hydrocarbon gases and the unreacted synthesis gas. The larger part of this gas stream is recycled to the inlet of the first stage and mixed with the fresh synthesis gas stream. Alternatively the fresh synthetic gas stream is mixed with the product of the second stage. The smaller part of the gas stream from the separator is sent to hydrocarbon recovery and to fuel gas used for providing preheat of various streams. The liquid fuel is sent for blending into fuel products such as gasoline jet fuel or diesel and the water stream can be sent for example to the synthesis gas producing plant for steam generation.

No. of Pages : 34 No. of Claims : 32

(12) PATENT APPLICATION PUBLICATION
(21) Application No.4662/DELNP/2013 A
(19) INDIA
(22) Date of filing of Application :24/05/2013
(43) Publication Date : 20/05/2016

(54) Title of the invention : MAGNET RECYCLING

(51) International classification :C22B7/00,C22B59/00
(31) Priority Document No :1020383.4
(32) Priority Date :02/12/2010
(33) Name of priority country :U.K.
(86) International Application No :PCT/GB2011/001680
Filing Date :02/12/2011
(87) International Publication No :WO 2012/072989
(61) Patent of Addition to Application Number :NA
Filing Date :NA
(62) Divisional to Application Number :NA
Filing Date :NA

(71)**Name of Applicant :**
1)THE UNIVERSITY OF BIRMINGHAM
Address of Applicant :Edgbaston Birmingham B15 2TT U.K.
(72)**Name of Inventor :**
1)THE UNIVERSITY OF BIRMINGHAM

(57) Abstract :
A method for recovering rare earth particulate material from an assembly (46) comprising a rare earth magnet comprises the steps of exposing the assembly to hydrogen gas to effect hydrogen decrepitation of the rare earth magnet whereby a rare earth particulate material (48) is produced and separating the rare earth particulate material from the rest of the assembly. Apparatus (10) for use with the method comprises a reaction vessel (12) having an opening (18) which can be closed to form a gas tight seal a separation means for separating the rare earth particulate material from the assembly (46) and a collection means (24) for collecting the rare earth particulate material. The method and apparatus find application in the recovery and recycling of rare earth magnets from assemblies 46 such as electronic devices.

No. of Pages : 25 No. of Claims : 33

(12) PATENT APPLICATION PUBLICATION
(21) Application No.4973/DELNP/2013 A
(19) INDIA
(22) Date of filing of Application :04/06/2013
(43) Publication Date : 20/05/2016

(54) Title of the invention : INDOOR ENVIRONMENT ADJUSTMENT SYSTEM

(51) International classification :F24F5/00
(31) Priority Document No :2010272639
(32) Priority Date :07/12/2010
(33) Name of priority country :Japan
(86) International Application No :PCT/JP2011/078208
Filing Date :06/12/2011
(87) International Publication No :WO 2012/077687
(61) Patent of Addition to Application Number :NA
Filing Date :NA
(62) Divisional to Application Number :NA
Filing Date :NA

(71)**Name of Applicant :**
1)Ishinoyu Co. Ltd.
Address of Applicant :6 3 Tenyamachi Hakata ku Fukuoka shi Fukuoka 8120025 Japan
(72)**Name of Inventor :**
1)FUTAEDA Takaharu
2)TAKADA Kouichi

(57) Abstract :
Provided is an indoor environment adjustment system capable of adjusting an indoor environment with a remarkably high level of energy efficiency by using the movement of thermal energy among different far infrared radiating materials. In the indoor environment adjustment system cooling surfaces of a cooling source are exposed in an indoor space and are constructed from a material including a far infrared radiating material (A) exposed surfaces of members forming indoor surfaces in the indoor space are constructed from a material including a far infrared radiating material (B) having a different type of molecule from the far infrared radiating material (A) the cooling source is a device for cooling the cooling surface by means of a medium flowing in a flow path formed therein the integrated emissivity of the material including the far infrared radiating material (A) and the material including the far infrared radiating material (B) is at least 0.70 in the wavelength range of 4.5 to 20 μm and with regard to the material including the far infrared radiating material (A) and the material including the far infrared radiating material (B) an overlapping region in the spectral emission spectrum for wavelengths of 4.5 to 20 μm in the operating temperature range of the system is at least 60% of black body radiation.

No. of Pages : 72 No. of Claims : 12

(12) PATENT APPLICATION PUBLICATION
(19) INDIA
(22) Date of filing of Application :04/06/2013
(21) Application No.4974/DELNP/2013 A
(43) Publication Date : 20/05/2016

(54) Title of the invention : SUBSTITUTED QUINOLINE COMPOUNDS AND METHODS OF USE

(51) International classification :A61K39/395
(31) Priority Document No :61/447104
(32) Priority Date :28/02/2011
(33) Name of priority country :U.S.A.
(86) International Application No :PCT/US2012/025834
Filing Date :21/02/2012
(87) International Publication No :WO 2012/118632
(61) Patent of Addition to Application Number :NA
Filing Date :NA
(62) Divisional to Application Number :NA
Filing Date :NA

(71)**Name of Applicant :**
1)CALITOR SCIENCES LLC
Address of Applicant :107 S Via El Toro Newbury Park CA 91320 U.S.A.
2)SUNSHINE LAKE PHARMA CO. LTD
(72)**Name of Inventor :**
1)XI Ning

(57) Abstract :
The present invention provides novel substituted quinoline compounds pharmaceutical acceptable salts and formulations thereof useful in modulating the protein tyrosine kinase activity and in modulating cellular activities such as proliferation differentiation apoptosis migration and invasion. The invention also provides pharmaceutically acceptable compositions comprising such compounds and methods of using the compositions in the treatment of hyperproliferative disorders in mammals especially humans.

No. of Pages : 78 No. of Claims : 13

(12) PATENT APPLICATION PUBLICATION
(19) INDIA
(22) Date of filing of Application :04/06/2013
(21) Application No.4975/DELNP/2013 A
(43) Publication Date : 20/05/2016

(54) Title of the invention : PACKAGE OF ORAL CARE IMPLEMENTS AND METHOD OF USING THE SAME

(51) International classification :B65D1/16,B65D1/24,B65D77/20
(31) Priority Document No :NA
(32) Priority Date :NA
(33) Name of priority country :NA
(86) International Application No :PCT/US2010/061884
Filing Date :22/12/2010
(87) International Publication No :WO 2012/087318
(61) Patent of Addition to Application Number :NA
Filing Date :NA
(62) Divisional to Application Number :NA
Filing Date :NA

(71)**Name of Applicant :**
1)COLGATE PALMOLIVE COMPANY
Address of Applicant :300 Park Avenue New York New York 10022 U.S.A.
(72)**Name of Inventor :**
1)HOHLBEIN Douglas

(57) Abstract :
A package (1000) of oral care implements (100) comprising: a tubular body (1001) having an annular wall (1002) forming a cavity (1005) a plurality of inner walls (1010) in the cavity that divide the cavity into a plurality of subcavities (1006) a floor (1007) sealing a bottom end (1009) of each of the subcavities and a roof (1003) sealing a top end of each of the subcavities; at least one oral care implement disposed within each of the subcavities; a plurality of slots (1030) in the annular wall wherein each slot forms a passageway into one of the subcavities through which one of the oral care implements can be retrieved; a film (1020) sealing the slots the film configured so that a portion of the film can be manipulated to provide access into one of the plurality of subcavities while the other subcavities remain sealed.

No. of Pages : 41 No. of Claims : 37

(12) PATENT APPLICATION PUBLICATION
(21) Application No.2791/DEL/2015 A
(19) INDIA
(22) Date of filing of Application :05/09/2015
(43) Publication Date : 20/05/2016

(54) Title of the invention : ELECTRIC SHOCK PROTECTION DEVICE AND MOBILE ELECTRONIC APPARATUS INCLUDING THE SAME

(51) International classification	:G01M
(31) Priority Document No	:10-2014-0162863
(32) Priority Date	:20/11/2014
(33) Name of priority country	:Republic of Korea
(86) International Application No	:NA
Filing Date	:NA
(87) International Publication No	: NA
(61) Patent of Addition to Application Number	:NA
Filing Date	:NA
(62) Divisional to Application Number	:NA
Filing Date	:NA

(71)**Name of Applicant :**
1)AMOTECH CO., LTD.
Address of Applicant :1 Lot, 5 Block, Namdonggongdan, 380, Namdongseo-ro, Namdong-gu, Incheon, 405-846, Republic of Korea. Republic of Korea
(72)**Name of Inventor :**
1)YU, Jun-Suh
2)PARK, Kyu Hwan
3)KIM, Tong Gi
4)SUN, Gui Nam
5)RYU, Jae Su
6)LIM, Byung Guk
7)KIM, Rieon

(57) Abstract :
Provided are an electric shock protection device and a mobile electronic apparatus including the same. The electric shock protection device is disposed between a human contactable conductor and an internal circuit unit of an electronic device, in order to pass static electricity without causing dielectric breakdown when the static electricity is introduced from the conductor, and block a leakage electric current of an external power source introduced from a ground of the circuit unit, the following formula is satisfied: Vbr > Vin where Vbr is a breakdown voltage of the electric shock protection device, and Vin is a rated voltage of an external power source of the electronic device.

No. of Pages : 35 No. of Claims : 23

(12) PATENT APPLICATION PUBLICATION
(21) Application No.3325/DEL/2014 A
(19) INDIA
(22) Date of filing of Application :18/11/2014
(43) Publication Date : 20/05/2016

(54) Title of the invention : AUTOMATED SOLID BIOMASS FIRED STOVE

(51) International classification :F23Q7/02
(31) Priority Document No :NA
(32) Priority Date :NA
(33) Name of priority country :NA
(86) International Application No :NA
Filing Date :NA
(87) International Publication No : NA
(61) Patent of Addition to Application Number :NA
Filing Date :NA
(62) Divisional to Application Number :NA
Filing Date :NA

(71)**Name of Applicant :**
1)RAMESH KUMAR NIBHORIA
Address of Applicant :HOUSE NO. 1932-F, SECTOR 7-C, CHANDIGARH-160019, U.T., INDIA. Chattisgarh India
(72)**Name of Inventor :**
1)RAMESH KUMAR NIBHORIA

(57) Abstract :
This equipment is meant to use processed biomass made of agro and forest residues for thermal energy application for various usages like cooking food, frying, sweets, namkeen, generating steam or hot air and other thermal. It will be used for economical replacement of costly petroleum products and wood etc. The biomass pellets are combusted in combustion chamber (made of mild steel duly lined with fire,cement and .fire tiles and having numbers of air holes) thus to attain maximum retention time and to provide primary /secondary air and turbulence. Pellets feed and combustion air is duly controlled with temperature controller.

No. of Pages : 6 No. of Claims : 6

(12) PATENT APPLICATION PUBLICATION
(19) INDIA
(22) Date of filing of Application :08/12/2014

(21) Application No.3593/DEL/2014 A
(43) Publication Date : 20/05/2016

(54) Title of the invention : SOLAR CONCENTRATOR WITH SPACED PIVOTABLE CONNECTIONS

(51) International classification :F24J2/52
(31) Priority Document No :1420462.2
(32) Priority Date :18/11/2014
(33) Name of priority country :U.K.
(86) International Application No :NA
Filing Date :NA
(87) International Publication No : NA
(61) Patent of Addition to Application Number :NA
Filing Date :NA
(62) Divisional to Application Number :NA
Filing Date :NA

(71)**Name of Applicant :**
1)ISIS INNOVATION LIMITED
Address of Applicant :Ewert House, Ewert Place, Summertown, Oxford, Oxfordshire OX2 7SG, United Kingdom U.K.
(72)**Name of Inventor :**
1)BAILY, Paul Brian
2)DADD, Michael William
3)STONE, Charles Richard
4)JELLEY, Nicholas Alfred

(57) Abstract :
Solar concentrators are disclosed. In one example, the solar concentrator comprises a reflector assembly. The reflector assembly comprises first and second reflectors. Solar radiation incident on the first reflector from a target direction is focussed to a point focus via reflections from the first reflector onto the second reflector and subsequent reflections from the second reflector onto the point focus. First and second connectors support the reflector assembly. The first and second connectors are configured to allow rotation of the reflector assembly about a first axis via pivoting of the reflector assembly at the first and second connectors. The first and second connectors are both located on the first axis and are spaced apart from each other along the first axis.

No. of Pages : 44 No. of Claims : 23

(12) PATENT APPLICATION PUBLICATION
(19) INDIA
(22) Date of filing of Application :04/06/2013
(21) Application No.4972/DELNP/2013 A
(43) Publication Date : 20/05/2016

(54) Title of the invention : LYSOPHOSPHATIDIC ACID RECEPTOR ANTAGONISTS AND USES THEREOF

(51) International classification	:A61K31/192,A61K31/27,A61K31/381
(31) Priority Document No	:61/420716
(32) Priority Date	:07/12/2010
(33) Name of priority country	:U.S.A.
(86) International Application No Filing Date	:PCT/US2011/063465 :06/12/2011
(87) International Publication No	:WO 2012/078593
(61) Patent of Addition to Application Number Filing Date	:NA :NA
(62) Divisional to Application Number Filing Date	:NA :NA

(71)**Name of Applicant :**
1)AMIRA PHARMACEUTICALS INC.
Address of Applicant :Route 206 & Province Line Road Princeton New Jersey 08543 4000 U.S.A.
(72)**Name of Inventor :**
1)SEIDERS Thomas Jon
2)WANG Bowei
3)HUTCHINSON John Howard
4)STOCK Nicholas Simon
5)VOLKOTS Deborah

(57) Abstract :
Described herein are compounds that are antagonists of lysophosphatidic receptor(s). Also described are pharmaceutical compositions and medicaments that include the compounds described herein as well as methods of using such antagonists alone and in combination with other compounds for treating LPA-dependent or LPA-mediated conditions or diseases.

No. of Pages : 182 No. of Claims : 15

(12) PATENT APPLICATION PUBLICATION
(19) INDIA
(22) Date of filing of Application :07/06/2013
(21) Application No.5118/DELNP/2013 A
(43) Publication Date : 20/05/2016

(54) Title of the invention : A PROCESS FOR SINGLE STEP FORMING AND FILLING OF CONTAINERS

(51) International classification :B29C49/46,B29C49/00,B29C49/78
(31) Priority Document No :10194546.7
(32) Priority Date :10/12/2010
(33) Name of priority country :EPO
(86) International Application No :PCT/EP2011/072011
Filing Date :07/12/2011
(87) International Publication No :WO 2012/076576
(61) Patent of Addition to Application Number :NA
Filing Date :NA
(62) Divisional to Application Number :NA
Filing Date :NA

(71)**Name of Applicant :**
1)NESTEC S.A.
Address of Applicant :Av. Nestl 55 CH 1800 Vevey Switzerland
(72)**Name of Inventor :**
1)HARTWIG Klaus

(57) Abstract :
A process for the manufacturing and filling of plastic containers, said process comprising the steps of: a. positioning a preform (1) with relation to a mold assembly of two or more components (20, 21, 22), said preform generally being fabricated from a plastic and being provided with a longitudinal axis (17) and presenting a stretchable portion (13) and a non-stretchable portion (11); b. stretching said preform along its longitudinal axis (17); c. injecting a fluid (29) into the interior volume (6) of the preform (1), said fluid (29) being under such pressure as to cause the preform (1) to plastically deform until achieving the desired size and shape; and d. releasing said container from the mold assembly (20, 21, 22) and sealing the container, and in which at least a portion of the stretchable portion (13) of the perform (1) is at a temperature below its vitreous transition temperature (Tg) and, preferably, at ambient temperatures.

No. of Pages : 21 No. of Claims : 16

(12) PATENT APPLICATION PUBLICATION
(21) Application No.1632/DEL/2003 A
(19) INDIA
(22) Date of filing of Application :29/12/2003
(43) Publication Date : 20/05/2016

(54) Title of the invention : METHOD FOR SYNTHESIS OF HDL MODEL OF A DESIGN AND ITS TESTBENCH FOR HARDWARE ACCELERATED VERIFICATION USING RECONFIGURABLE COMPUTING PLATFORM.

(51) International classification :G06F17/50
(31) Priority Document No :NA
(32) Priority Date :NA
(33) Name of priority country :NA
(86) International Application No :NA
Filing Date :NA
(87) International Publication No :NA
(61) Patent of Addition to Application Number :NA
Filing Date :NA
(62) Divisional to Application Number :NA
Filing Date :NA

(71)**Name of Applicant :**
1)IKOS (INDIA) PVT. LTD.
Address of Applicant :A-4, SECTOR 10, NOIDA, U.P-201 301, INDIA. Delhi India
(72)**Name of Inventor :**
1)DAW JYOTIRMOY
2)GUPTA SANJAY
3)KRISHNAMURTHY SURESH

(57) Abstract :
A system and method is presented for synthesizing both a design under test (DUT) and its test environment (i.e., the testbench for the DUT), into an equivalent structural model suitable for execution on a reconfigurable hardware platform. This may be achieved without any change in the existing verification methodology. Behavioral HDL may be translated into a form mat can be executed on a reconfigurable hardware-platform. A set of compilation transforms are provided that convert behavioral constructs into RTL constructs that can be directly mapped onto an emulator. Such transforms are provided by introducing the concepts of a behavioral clock and a time advance finite state machine (FSM) that determines simulation time and sequences concurrent computing blocks in the DUT and the testbench.

No. of Pages : 33 No. of Claims : 33

(12) PATENT APPLICATION PUBLICATION
(21) Application No.2797/DELNP/2015 A
(19) INDIA
(22) Date of filing of Application :06/04/2015
(43) Publication Date : 20/05/2016

(54) Title of the invention : COMPOSITIONS FOR IMPROVEMENT OF BRAIN FUNCTION

(51) International classification :A61K31/198
(31) Priority Document No :12005674
(32) Priority Date :19/09/2012
(33) Name of priority country :Sweden
(86) International Application No :PCT/SE2013/051098
Filing Date :19/09/2013
(87) International Publication No :WO 2014/046603
(61) Patent of Addition to Application Number :NA
Filing Date :NA
(62) Divisional to Application Number :NA
Filing Date :NA

(71)**Name of Applicant :**
1)GRESPO AB
Address of Applicant :Sveavgen 17 14 tr S 111 57 Stockholm Sweden
(72)**Name of Inventor :**
1)GRESPO AB

(57) Abstract :
A composition comprising alpha ketoglutaricacid or a pharmaceutically acceptable salt thereof (AKG) and one or more enzymes selected from a group consisting of a lipase a protease and an amylase and medical uses thereof in neurological and/or neurodegenerative disease neurological trauma depression or chronic fatigue syndrome.

No. of Pages : 71 No. of Claims : 96

(12) PATENT APPLICATION PUBLICATION
(21) Application No.3503/DELNP/2013 A
(19) INDIA
(22) Date of filing of Application :18/04/2013
(43) Publication Date : 20/05/2016

(54) Title of the invention : METHOD AND APPARATUS INCLUDING ARCHITECTURE FOR PROTECTING MULTI USER SENSITIVE CODE AND DATA

(51) International classification :G06F21/00
(31) Priority Document No :61/405045
(32) Priority Date :20/10/2010
(33) Name of priority country :U.S.A.
(86) International Application No :PCT/US2011/056902
Filing Date :19/10/2011
(87) International Publication No :WO 2012/054615
(61) Patent of Addition to Application Number :NA
Filing Date :NA
(62) Divisional to Application Number :NA
Filing Date :NA

(71)**Name of Applicant :**
1)ADVANCED MICRO DEVICES INC.
Address of Applicant :One AMD Place Sunnyvale California 94085 U.S.A.
(72)**Name of Inventor :**
1)WONG Daniel W.

(57) Abstract :
A secure execution environment for execution of sensitive code and data including a secure asset management unit (SAMU) is described. The SAMU provides a secure execution environment to run multiple instances of separate program code or data code associated with copy protection schemes established for content consumption. The SAMU architecture allows for hardware based secure boot and memory protection and provides on demand code execution for multiple instances of separate program code or data provided by a host processor. The SAMU may boot from an encrypted and signed kernel code and execute encrypted signed code. The hardware based security configuration facilitates the prevention of vertical or horizontal privilege violations.

No. of Pages : 31 No. of Claims : 22

(12) PATENT APPLICATION PUBLICATION
(19) INDIA
(22) Date of filing of Application :18/04/2013
(21) Application No.3504/DELNP/2013 A
(43) Publication Date : 20/05/2016

(54) Title of the invention : COELENTERAZINE DERIVATIVES AND METHODS OF USING SAME

(51) International classification :C07D487/04,C07H17/02,C12Q1/66
(31) Priority Document No :61/409413
(32) Priority Date :02/11/2010
(33) Name of priority country :U.S.A.
(86) International Application No :PCT/US2011/058924
Filing Date :02/11/2011
(87) International Publication No :WO 2012/061477
(61) Patent of Addition to Application Number :NA
Filing Date :NA
(62) Divisional to Application Number :NA
Filing Date :NA

(71)**Name of Applicant :**
1)PROMEGA CORPORATION
Address of Applicant :2800 Woods Hollow Road Madison WI 53711 5399 U.S.A.
(72)**Name of Inventor :**
1)KLAUBERT Dieter H.
2)MEISENHEIMER Poncho
3)UNCH James
4)ZHOU Wenhui

(57) Abstract :
The invention provides coelenterazine derivatives which are substrates for a non luminescent enzyme and a pro substrate for a luminescent enzyme. The invention also provides a method of using the derivatives.

No. of Pages : 48 No. of Claims : 16

(12) PATENT APPLICATION PUBLICATION
(19) INDIA
(22) Date of filing of Application :10/06/2013
(21) Application No.5146/DELNP/2013 A
(43) Publication Date : 20/05/2016

(54) Title of the invention : NOVEL SUBSTITUTED ISOQUINOLINE DERIVATIVE

(51) International classification	:C07D217/22,A61K31/472,A61K31/4725
(31) Priority Document No	:2010286445
(32) Priority Date	:22/12/2010
(33) Name of priority country	:Japan
(86) International Application No Filing Date	:PCT/JP2011/079725 :21/12/2011
(87) International Publication No	:WO 2012/086727
(61) Patent of Addition to Application Number Filing Date	:NA :NA
(62) Divisional to Application Number Filing Date	:NA :NA

(71)**Name of Applicant :**
1)D. WESTERN THERAPEUTICS INSTITUTE INC.
Address of Applicant :1 18 11 Nishiki Naka ku Nagoya shi Aichi 4600003 Japan
(72)**Name of Inventor :**
1)HIDAKA Hiroyoshi
2)SUMI Kengo
3)TAKAHASHI Kouichi
4)INOUE Yoshihiro

(57) Abstract :
The present invention provides a novel isoquinoline- 6-sulfonamide derivative that is useful as a medicine. The present invention provides an isoquinoline-6- sulfonamide derivative represented by Formula (1), a salt thereof, or a solvate of the derivative or the salt, wherein R1 and R2 each independently represent a hydrogen atom, or the like; R3 and R4 each independently represent a hydrogen atom, an alkyl group, or the like; R5 represents a hydrogen atom, an optionally substituted alkyl group, an optionally substituted alkenyl group, an optionally substituted alkynyl group, an optionally substituted cycloalkyl group, an optionally substituted alkanoyl group, or the like; and A represents a linear or branched alkylene group having 2 to 6 carbon atoms.

No. of Pages : 212 No. of Claims : 17

(12) PATENT APPLICATION PUBLICATION
(21) Application No.39/DELNP/2014 A
(19) INDIA
(22) Date of filing of Application :03/01/2014
(43) Publication Date : 20/05/2016

(54) Title of the invention : ROUTE FOR VEHICLES IN PARTICULAR FOR ROAD AUTOMOBILES

(51) International classification :B60L5/00,B60M7/00
(31) Priority Document No :1112094.6
(32) Priority Date :13/07/2011
(33) Name of priority country :U.K.
(86) International Application No :PCT/EP2012/063815
Filing Date :13/07/2012
(87) International Publication No :WO 2013/007823
(61) Patent of Addition to Application Number :NA
Filing Date :NA
(62) Divisional to Application Number :NA
Filing Date :NA

(71)**Name of Applicant :**
1)BOMBARDIER TRANSPORTATION GmbH
Address of Applicant :Schneberger Ufer 1 10785 Berlin Germany
(72)**Name of Inventor :**
1)VIETZKE Oliver

(57) Abstract :
The invention relates to a route (19a) for vehicles driving on a surface of the route (19a) in particular for road automobiles wherein: the route (19a) comprises a plurality of shaped blocks (4) adapted to position and/or to hold a plurality of line sections (37) of one or more electric lines each shaped block comprises recesses forming spaces and/or projections delimiting spaces for receiving at least one of the line sections (37) the electric line or lines extend(s) through the spaces the electric line or lines extend(s) along the surface of the route (19a) in and/or about the travelling direction of vehicles which are driving on the route (19a) the shaped blocks (4) and the electric line or lines are supported by a base layer (31) of the route (19a) the shaped blocks (4) and the electric line or lines are covered by a cover layer (35) of the route (19a) the material of the shaped blocks (4) is also located in side regions (36) of the route sideways of the shaped blocks (4) so that the shaped blocks (4) and the side regions (36) form an integration layer above the base layer (31).

No. of Pages : 37 No. of Claims : 19

(12) PATENT APPLICATION PUBLICATION
(19) INDIA
(22) Date of filing of Application :13/06/2013
(21) Application No.5317/DELNP/2013 A
(43) Publication Date : 20/05/2016

(54) Title of the invention : MUTANT CELLOBIOHYDROLASE

(51) International classification :C12N9/42,C12N9/24
(31) Priority Document No :11152691.9
(32) Priority Date :31/01/2011
(33) Name of priority country :EPO
(86) International Application No :PCT/EP2012/051416
Filing Date :30/01/2012
(87) International Publication No :WO 2012/104239
(61) Patent of Addition to Application Number :NA
Filing Date :NA
(62) Divisional to Application Number :NA
Filing Date :NA

(71)**Name of Applicant :**
1)DSM IP ASSETS B.V.
Address of Applicant :Het Overloon 1 NL 6411 TE Heerlen Netherlands
(72)**Name of Inventor :**
1)LAAN VAN DER Jan Metske
2)SCHOONEVELD BERGMANS Margot Elisabeth Francoise
3)JACOBS Denise Ilse

(57) Abstract :
The invention relates to Mutant ceUobiohydrolase, being a mutant of SEQ ID NO: 1, having a substitution at position N247(I,F,H,W) of SEQ ID NO: 1, wherein the mutant ceUobiohydrolase has at least 50% sequence identity with SEQ ID NO: 1, and wherein the mutant ceUobiohydrolase has CBHI activity.

No. of Pages : 47 No. of Claims : 20

(12) PATENT APPLICATION PUBLICATION
(19) INDIA
(22) Date of filing of Application :13/06/2013
(21) Application No.5318/DELNP/2013 A
(43) Publication Date : 20/05/2016

(54) Title of the invention : A FERMENTATION METHOD

(51) International classification :C12P5/02,C12P7/06,C12P7/16
(31) Priority Document No :61/424893
(32) Priority Date :20/12/2010
(33) Name of priority country :U.S.A.
(86) International Application No :PCT/US2011/065873
Filing Date :19/12/2011
(87) International Publication No :WO 2012/087949
(61) Patent of Addition to Application Number :NA
Filing Date :NA
(62) Divisional to Application Number :NA
Filing Date :NA

(71)**Name of Applicant :**
1)LANZATECH NEW ZEALAND LIMITED
Address of Applicant :24 Balfour Road Parnell Auckland 1052 New Zealand
(72)**Name of Inventor :**
1)SCHULTZ Michael

(57) Abstract :
This invention relates to the integration of an ammonia production process with a fermentation process to produce products such as alcohols and/or acids in addition to ammonia. In a specific embodiment, a natural gas stream comprising methane is passed to a reforming zone to produce a substrate comprising CO and H2. The substrate is next passed to a bioreactor containing a culture of one or more microorganisms and fermenting the culture to produce one or more fermentation products comprising alcohols and/or acids and an exhaust stream comprising CO2, and H2. The exhaust stream can then be passed to a separation zone to remove at least a portion of the CO2 and produce a purified exhaust stream comprising ¾ which is then passed to an ammonia production zone and is used to produce ammonia.

No. of Pages : 36 No. of Claims : 19

(12) PATENT APPLICATION PUBLICATION
(21) Application No.5319/DELNP/2013 A
(19) INDIA
(22) Date of filing of Application :13/06/2013
(43) Publication Date : 20/05/2016

(54) Title of the invention : LINEAR ACTUATOR

(51) International classification :F16H25/20,H02K7/06
(31) Priority Document No :PA 2010 01173
(32) Priority Date :21/12/2010
(33) Name of priority country :Denmark
(86) International Application No :PCT/DK2011/000152
Filing Date :21/12/2011
(87) International Publication No :WO 2012/083951
(61) Patent of Addition to Application Number :NA
Filing Date :NA
(62) Divisional to Application Number :NA
Filing Date :NA

(71)**Name of Applicant :**
1)LINAK A/S
Address of Applicant :Smedevaenget 8 Guderup DK 6430 Nordborg Denmark
(72)**Name of Inventor :**
1)IVERSEN Torben
2)S˜RENSEN Ren
3)KNUDSEN Martin Kahr

(57) Abstract :
The present invention relates to a linear actuator (1) comprising an outer tube (3) secured to a console and a rear mounting (5) and a front mounting (7) for mounting the linear actuator (1). The linear actuator (1) further comprises a motor housing (6) which constitutes a first part of an actuator housing (2) The linear actuator (1) further comprises an inner tube (4) which at its outermost end is secured to the front mounting (7) and with its other end is in connection with a spindle nut on a spindle. Through a transmission an electric motor causes the spindle to rotate at which the spindle nut and the inner tube will be moved in an outwards or inwards direction depending on the direction of rotation of the spindle. The spindle nut and the inner tube are guided telescopically in the outer tube. The spindle nut and the inner tube are secured against rotation in the outer tube. Due to the number of components and a large number of assembly operations the production of this type of linear actuator (1) is cost intensive. The invention thus relates to providing a linear actuator (1) which is more production friendly and cost efficient. This is achieved according to the invention in that the outer tube (3) and the console (37) are cast as a unit which constitutes a base unit (36). Thus both the number of components as well as the number of assembly operations is reduced causing the total cost for manufacturing of the linear actuator (1) to be reduced considerably.

No. of Pages : 28 No. of Claims : 12

(12) PATENT APPLICATION PUBLICATION
(19) INDIA
(22) Date of filing of Application :13/06/2013
(21) Application No.5292/DELNP/2013 A
(43) Publication Date : 20/05/2016

(54) Title of the invention : SCAVENGING OXYGEN

(51) International classification :B65D51/24,B65D81/26
(31) Priority Document No :61/439108
(32) Priority Date :03/02/2011
(33) Name of priority country :U.S.A.
(86) International Application No :PCT/GB2012/050211
Filing Date :01/02/2012
(87) International Publication No :WO 2012/104632
(61) Patent of Addition to Application Number :NA
Filing Date :NA
(62) Divisional to Application Number :NA
Filing Date :NA

(71)**Name of Applicant :**
1)COLORMATRIX HOLDINGS INC.
Address of Applicant :Corporation Service Company 2711 Centerville Road Suite 400 Wilmington Delaware 19808 U.S.A.
(72)**Name of Inventor :**
1)CARMICHAEL Adrian John
2)FROST Mark
3)OVEREND Andrew Stuart
4)TATTUM Steven Burgess

(57) Abstract :
A food container (2) includes a rigid thermoformed plastics carton (4) which holds a dry food 6 and is closed by a removable film closure (8). The film (8) incorporates a hydride which is arranged to generate hydrogen on contact with moisture. Additionally the film (8) is arranged to have relatively high water vapour permeability and relatively low hydrogen gas permeability. In use water vapour from air surrounding the container (2) passes into the film (8) and reacts with the hydride to generate hydrogen. Due to the relatively low hydrogen permeability of the film (8) the hydrogen is restricted from escaping from the container. Instead the hydrogen then reacts with any oxygen within the container in a reaction catalysed by a catalyst associated with the carton (4) thereby to scavenge oxygen within the container (2) and protect the food (6) from oxidation.

No. of Pages : 22 No. of Claims : 20

(12) PATENT APPLICATION PUBLICATION
(19) INDIA
(22) Date of filing of Application :13/06/2013
(21) Application No.5293/DELNP/2013 A
(43) Publication Date : 20/05/2016

(54) Title of the invention : ENVIRONMENTALLY BENEFICIAL AND EFFECTIVE HYDROCHLOROFLUOROCARBON COMPOSITIONS FOR FIRE EXTINGUISHING APPLICATIONS

(51) International classification :A62D1/02,A62C13/62,C09K5/04
(31) Priority Document No :61/422107
(32) Priority Date :10/12/2010
(33) Name of priority country :U.S.A.
(86) International Application No :PCT/US2011/064010
Filing Date :08/12/2011
(87) International Publication No :WO 2012/078916
(61) Patent of Addition to Application Number :NA
Filing Date :NA
(62) Divisional to Application Number :NA
Filing Date :NA

(71)**Name of Applicant :**
1)AMERICAN PACIFIC CORPORATION
Address of Applicant :3883 Howard Hughes Parkway Suite 700 Las Vegas NV 89169 U.S.A.
(72)**Name of Inventor :**
1)GIBSON Jeff

(57) Abstract :
Compositions are described which are useful in many applications such as fire extinguishing or refrigeration. The compositions may include a hydrochlorofluorocarbon such as 2,2-dichloro- 1,1,1-trifluoroethane, a dispersant such as CF I, and an inert gas such as argon, and may in some embodiments be held under pressure. For example, some ire extinguishing compositions may be composed of 2,2-dichloro- 1,1,1 -trifluoroethane, CF I, and argon.

No. of Pages : 14 No. of Claims : 20

(12) PATENT APPLICATION PUBLICATION
(19) INDIA
(22) Date of filing of Application :13/06/2013
(21) Application No.5294/DELNP/2013 A
(43) Publication Date : 20/05/2016

(54) Title of the invention : CONTINUOUS ARYCYCLIC COMPOUND

(51) International classification :C07D401/04,A61K31/4164,A61K31/44
(31) Priority Document No :61/424365
(32) Priority Date :17/12/2010
(33) Name of priority country :U.S.A.
(86) International Application No :PCT/JP2011/079958
Filing Date :16/12/2011
(87) International Publication No :WO 2012/081736
(61) Patent of Addition to Application Number :NA
Filing Date :NA
(62) Divisional to Application Number :NA
Filing Date :NA

(71)**Name of Applicant :**
1)MITSUBISHI TANABE PHARMA CORPORATION
Address of Applicant :2 6 18 Kitahama Chuo ku Osaka shi Osaka 5418505 Japan
(72)**Name of Inventor :**
1)SAKURAI Osamu
2)SARUTA Kunio
3)HAYASHI Norimitsu
4)GOI Takashi
5)MOROKUMA Kenji
6)TSUJISHIMA Hidekazu
7)SAWAMOTO Hiroaki
8)SHITAMA Hiroaki
9)IMASHIRO Ritsuo

(57) Abstract :
This is to provide a continuous arycyclic compound having a DGAT1 inhibitory activity and useful for prophylaxis and/or treatment of obesity or hyperlipidemia caused by obesity hypertriglyceridemia lipid metabolism disorder fatty liver hypertension arteriosclerosis diabetes etc. as well as to provide a DGAT1 inhibitor comprising the continuous arycyclic compound or a pharmaceutically acceptable salt thereof as an effective ingredient. Disclosed is the continuous arycyclic compound is represented by the formula: wherein the substituents in the formula are the same as defined in the specification or a pharmaceutically acceptable salt thereof.

No. of Pages : 167 No. of Claims : 13

(12) PATENT APPLICATION PUBLICATION
(19) INDIA
(22) Date of filing of Application :13/06/2013
(21) Application No.5295/DELNP/2013 A
(43) Publication Date : 20/05/2016

(54) Title of the invention : BI HETEROARYL COMPOUNDS AS VPS34 INHIBITORS

(51) International classification :C07D239/42,C07D401/12,A61K31/505
(31) Priority Document No :61/425416
(32) Priority Date :21/12/2010
(33) Name of priority country :U.S.A.
(86) International Application No :PCT/IB2011/055772
Filing Date :19/12/2011
(87) International Publication No :WO 2012/085815
(61) Patent of Addition to Application Number :NA
Filing Date :NA
(62) Divisional to Application Number :NA
Filing Date :NA

(71)**Name of Applicant :**
1)NOVARTIS AG
Address of Applicant :Lichtstrasse 35 CH 4056 Basel Switzerland
(72)**Name of Inventor :**
1)CORNELLA TARACIDO Ivan
2)HARRINGTON Edmund Martin
3)HONDA Ayako
4)KEANEY Erin

(57) Abstract :
The present invention includes novel methods of treating a disease or disorder characterized by hyperactivity of Vps34 and compound as Vps34 inhibitors; particularly compounds of Formula I or a pharmaceutically acceptable salt thereof as well as methods of treating a disease disorder or syndrome associated with Vps34 inhibition particularly hyperproliferative diseases. The present invention also includes pharmaceutical compositions including compounds of formula I and pharmaceutically acceptable salts thereof.

No. of Pages : 102 No. of Claims : 19

(12) PATENT APPLICATION PUBLICATION
(21) Application No.5426/DELNP/2013 A
(19) INDIA
(22) Date of filing of Application :18/06/2013
(43) Publication Date : 20/05/2016

(54) Title of the invention : MICROWAVE PLASMA REACTORS AND SUBSTRATES FOR SYNTHETIC DIAMOND MANUFACTURE

(51) International classification :H01J37/32,C23C16/27
(31) Priority Document No :1021913.7
(32) Priority Date :23/12/2010
(33) Name of priority country :U.K.
(86) International Application No :PCT/EP2011/072818
Filing Date :14/12/2011
(87) International Publication No :WO 2012/084655
(61) Patent of Addition to Application Number :NA
Filing Date :NA
(62) Divisional to Application Number :NA
Filing Date :NA

(71)**Name of Applicant :**
1)ELEMENT SIX LIMITED
Address of Applicant :Isle of Man Freeport P O Box 6 Ballasalla Isle of Man IM99 6AQ U.K.
(72)**Name of Inventor :**
1)DODGE Carlton Nigel
2)INGLIS Paul Nicolas
3)SCARSBROOK Geoffrey Alan
4)MOLLART Timothy Peter
5)PICKLES Charles Simon James
6)COE Steven Edward
7)DODSON Joseph Michael
8)CULLEN Alexander Lamb
9)BRANDON John Robert
10)WORT Christopher John Howard

(57) Abstract :
A microwave plasma reactor for manufacturing synthetic diamond material via chemical vapour deposition, the microwave plasma reactor comprising: a microwave generator configured to generate microwaves at a frequency f; a plasma chamber comprising a base, a top plate, and a side wall extending from said base to said top plate defining a resonance cavity for supporting a microwave resonance mode between the base and the top plate; a microwave coupling configuration for feeding microwaves from the microwave generator into the plasma chamber; a gas flow system for feeding process gases into the plasma chamber and removing them therefrom; a substrate holder disposed in the plasma chamber and comprising a supporting surface for supporting a substrate; and a substrate disposed on the supporting surface,the substrate having a growth surface on which the synthetic diamond material is to be deposited in use, wherein the substrate dimensions and location within the resonance cavity are selected to generate a localized axisymmetric Ez electric field profile across the growth surface in use, the localized axisymmetric Ez electric field profile comprising a substantially flat central portion bound by a ring of higher electric field, the substantially flat central portion extending over at least 60% of an area of the growth surface of the substrate and having an Ez electric field variation of no more than ±10% of a central Ez electric field strength, the ring of higher electric field being disposed around the central portion and having a peak Ez electric field strength in a range 10% to 50% higher than the central Ez electric field strength.

No. of Pages : 58 No. of Claims : 56

(12) PATENT APPLICATION PUBLICATION
(19) INDIA
(22) Date of filing of Application :16/05/2013
(21) Application No.4395/DELNP/2013 A
(43) Publication Date : 20/05/2016

(54) Title of the invention : PREFORM EXTENDED FINISH FOR PROCESSING LIGHT WEIGHT BOTTLES

(51) International classification :B29B11/14,B29B11/08
(31) Priority Document No :61/413167
(32) Priority Date :12/11/2010
(33) Name of priority country :U.S.A.
(86) International Application No :PCT/US2011/060587
Filing Date :14/11/2011
(87) International Publication No :WO 2012/065162
(61) Patent of Addition to Application Number :NA
Filing Date :NA
(62) Divisional to Application Number :NA
Filing Date :NA

(71)**Name of Applicant :**
1)NIAGARA BOTTLING LLC
Address of Applicant :2560 E. Philadelphia Street Ontario CA 91761 U.S.A.
(72)**Name of Inventor :**
1)HANAN Jay Clarke

(57) Abstract :
Disclosed are preforms (30) which incorporate improvements in the region of the neck (32) and upper segment of the body (34) to allow the production of lightweight containers (82) such as bottles suitable for containing water or other beverages. In accordance with certain embodiments the improvements include a thinner neck finish area than conventional bottles where the thinner area is extended into the upper segment of the body portion below the support ring (38). Reducing the thickness in these areas of the bottle allows for less resin to be used in forming the preform and bottle.

No. of Pages : 24 No. of Claims : 13

(12) PATENT APPLICATION PUBLICATION
(21) Application No.4396/DELNP/2013 A
(19) INDIA
(22) Date of filing of Application :16/05/2013
(43) Publication Date : 20/05/2016

(54) Title of the invention : A METHOD OF AUTOMATICALLY TESTING DIFFERENT SOFTWARE APPLICATIONS FOR DEFECTS

(51) International classification :G06F11/36
(31) Priority Document No :1018991.8
(32) Priority Date :10/11/2010
(33) Name of priority country :U.K.
(86) International Application No :PCT/GB2011/052189
Filing Date :10/11/2011
(87) International Publication No :WO 2012/063070
(61) Patent of Addition to Application Number :NA
Filing Date :NA
(62) Divisional to Application Number :NA
Filing Date :NA

(71)**Name of Applicant :**
1)NET MAGNUS LTD
Address of Applicant :Evans House 107 Marsh Road Pinner Middlesex HA5 5PA U.K.
(72)**Name of Inventor :**
1)KALIAPPAN Karthikeyan

(57) Abstract :
A method of automatically testing different software applications for defects comprising the step of a test automation enabler (a) converting recorded test scripts into a generic format that is not application centric and (b) storing the resultant non application centric data in generic data containers. A computer based implementation called OPUS can be easily operated by any user with basic knowledge of software testing principles and FTAT. After minimal training the user can use OPUS to implement test automation. OPUS is process based methodical stable measurable and repeatable by following a multi stage process which is not domain platform or application centric. The manual process of recording the test scripts is done in a functional test automation tool (FTAT). OPUS takes the recorded scripts converts them into non application centric data and uses them for the automated testing process.

No. of Pages : 133 No. of Claims : 24

(12) PATENT APPLICATION PUBLICATION
(21) Application No.5300/DELNP/2013 A
(19) INDIA
(22) Date of filing of Application :13/06/2013
(43) Publication Date : 20/05/2016

(54) Title of the invention : TURBINE BYPASS SYSTEM

(51) International classification :F01K3/08,F01K7/16,F01K9/00
(31) Priority Document No :1020144.0
(32) Priority Date :27/11/2010
(33) Name of priority country :U.K.
(86) International Application No :PCT/EP2011/070429
Filing Date :18/11/2011
(87) International Publication No :WO 2012/069369
(61) Patent of Addition to Application Number :NA
Filing Date :NA
(62) Divisional to Application Number :NA
Filing Date :NA

(71)**Name of Applicant :**
1)ALSTOM TECHNOLOGY LTD
Address of Applicant :Brown Boveri Strasse 7 CH 5400 Baden Switzerland
(72)**Name of Inventor :**
1)TOTHILL Mark Harvey

(57) Abstract :
A turbine bypass system comprises a bypass path (10) which is selectively operable to deliver hot gases to a gas cooler (12) and a pebble bed (16) positioned in the bypass path (10) upstream of the gas cooler (12). The pebble bed (16) absorbs heat from the bypass gases and thereby reduces the temperature of the bypass gases prior to delivery of the bypass gases to the gas cooler (12).

No. of Pages : 15 No. of Claims : 18

(12) PATENT APPLICATION PUBLICATION
(19) INDIA
(22) Date of filing of Application :18/06/2013
(21) Application No.5440/DELNP/2013 A
(43) Publication Date : 20/05/2016

(54) Title of the invention : BINDING POLYPEPTIDE COMPLEX AND METHOD FOR PRODUCING THEREOF

(51) International classification :C07K 16/00
(31) Priority Document No :0416392.9
(32) Priority Date :22/07/2004
(33) Name of priority country :U.K.
(86) International Application No :PCT/GB05/002892
Filing Date :22/07/2005
(87) International Publication No :WO 2006/008548
(61) Patent of Addition to Application Number :NA
Filing Date :NA
(62) Divisional to Application Number :1023/DELNP/2007
Filed on :07/02/2007

(71)**Name of Applicant :**
1)ERASMUS UNIVERSITY MEDICAL CENTRE ROTTERDAM
Address of Applicant :DEPARTMENT OF CELL BIOLOGY AND GENETICS, P.O. BOX 1738, NL-3000 DR ROTTERDAM, NETHERLANDS Netherlands
2)ROGER KINGDOM CRAIG
(72)**Name of Inventor :**
1)ROGER KINGDOM CRAIG
2)FRANKLIN GERARDUS GROSVELD,
3)RICHARD WILHELM JANSSENS
4)DUBRAVKA DRABEK

(57) Abstract :
The present invention relates to the manufacture of a diverse repertoire of functional heavy chain-only antibodies that undergo affinity maturation, and uses thereof. The invention also relates to the manufacture and use of a diverse repertoire of class-specific heavy chain-only antibodies and to the manufacture and use of multivalent polypeptide complexes with antibody heavy chain functionality, preferably antibody heavy chain binding functionality, constant region effector activity and, optionally, additional effector functions. The present invention also relates to a method of generation of fully functional heavy chain-only antibodies in transgenic mice in response to antigen challenge. In particular, the present invention relates to a method for the generation of human antigen-specific, high affinity, heavy chain-only antibodies of any class, or mixture of classes and the isolation and expression of fully functional VH antigen-binding domains.

No. of Pages : 87 No. of Claims : 11

(12) PATENT APPLICATION PUBLICATION
(21) Application No.5442/DELNP/2013 A
(19) INDIA
(22) Date of filing of Application :18/06/2013
(43) Publication Date : 20/05/2016

(54) Title of the invention : POWERED SURGICAL TOOL WITH A CONTROL MODULE IN A SEALED HOUSING THE HOUSING HAVING ACTIVE SEALS FOR PROTECTING INTERNAL COMPONENTS FROM THE EFFECTS OF STERILIZATION

(51) International classification :A61B17/14,A61B17/16,H01B17/30
(31) Priority Document No :61/425523
(32) Priority Date :21/12/2010
(33) Name of priority country :U.S.A.
(86) International Application No :PCT/US2011/066226
Filing Date :20/12/2011
(87) International Publication No :WO 2012/088141
(61) Patent of Addition to Application Number :NA
Filing Date :NA
(62) Divisional to Application Number :NA
Filing Date :NA

(71)**Name of Applicant :**
1)STRYKER CORPORATION
Address of Applicant :2825 Airview Blvd. Kalamazoo MI 49002 U.S.A.
(72)**Name of Inventor :**
1)HASSLER William L. Jr.

(57) Abstract :
A powered surgical tool (30) with a housing (32) that contains a power generating unit (34) such as a motor. A control module (40) is disposed in a shell that is mounted in the housing. The control module contains a plurality of polyimide energized active seals (79) for protecting internal components from the effects of sterilization. Also internal to the control module shell is a plurality of inner (77) and outer (76) stops a plurality of O rings and a lid (60). Control module is sealed by inserting a fastener (55) through a lid opening and into a module shell post (57). O rings (61 62) disposed between the lid and the shell also protect internal components from the effects of sterilization. Sensors (162 168) secured to a mount internal the control module regulate the actuation of the power generating unit.

No. of Pages : 77 No. of Claims : 30

(12) PATENT APPLICATION PUBLICATION
(19) INDIA
(22) Date of filing of Application :08/05/2013
(21) Application No.4123/DELNP/2013 A
(43) Publication Date : 20/05/2016

(54) Title of the invention : CYTOTOXIC AGENTS COMPRISING NEW ANSAMITOCIN DERIVATIVES

(51) International classification :A61K39/00
(31) Priority Document No :61/409831
(32) Priority Date :03/11/2010
(33) Name of priority country :U.S.A.
(86) International Application No :PCT/US2011/059131
Filing Date :03/11/2011
(87) International Publication No :WO 2012/061590
(61) Patent of Addition to Application Number :NA
Filing Date :NA
(62) Divisional to Application Number :NA
Filing Date :NA

(71)**Name of Applicant :**
1)IMMUNOGEN INC.
Address of Applicant :830 Winter Street Waltham MA 02451 U.S.A.
(72)**Name of Inventor :**
1)CHARI Ravi V. J.
2)WIDDISON Wayne C.
3)WILHELM Sharon D.

(57) Abstract :
New ansamitocin derivatives bearing a linking group are disclosed. Also disclosed are methods for the synthesis of these new ansamitocin derivatives and methods for their linkage to cell binding agents. The ansamitocin derivative cell binding agent conjugates are useful as therapeutic agents which are delivered specifically to target cells and are cytotoxic. These conjugates display vastly improved therapeutic efficacy in animal tumor models compared to the previously described agents.

No. of Pages : 174 No. of Claims : 97

(12) PATENT APPLICATION PUBLICATION
(19) INDIA
(22) Date of filing of Application :08/05/2013
(21) Application No.4124/DELNP/2013 A
(43) Publication Date : 20/05/2016

(54) Title of the invention : NON ANTAGONISTIC EGFR BINDING MOLECULES AND IMMUNOCONJUGATES THEREOF

(51) International classification :C07K16/00,A61K39/395,A61K39/00
(31) Priority Document No :61/408500
(32) Priority Date :29/10/2010
(33) Name of priority country :U.S.A.
(86) International Application No :PCT/US2011/058385
Filing Date :28/10/2011
(87) International Publication No :WO 2012/058592
(61) Patent of Addition to Application Number :NA
Filing Date :NA
(62) Divisional to Application Number :NA
Filing Date :NA

(71)**Name of Applicant :**
1)IMMUNOGEN INC.
Address of Applicant :830 Winter Street Waltham MA 02451 U.S.A.
(72)**Name of Inventor :**
1)SETIADY Julianto
2)SINGH Rajeeva
3)PARK Peter U.
4)RUI Lingyun
5)CHITTENDEN Thomas

(57) Abstract :
The disclosure provides anti cancer agents including but not limited to antibodies and immunoconjugates that bind to EGFR. Specifically the disclosure provides anti EGFR antibodies and fragments thereof which do not inhibit EGFR signaling but are highly cytotoxic to EGFR overexpressing tumor cells. The methods of using the agents antibodies or immunoconjugates for inhibiting tumor growth are also provided.

No. of Pages : 122 No. of Claims : 74

(12) PATENT APPLICATION PUBLICATION
(21) Application No.5449/DELNP/2014 A
(19) INDIA
(22) Date of filing of Application :02/07/2014
(43) Publication Date : 20/05/2016

(54) Title of the invention : IRON ORE POWDER REDUCING DEVICE MOLTEN IRON AND REDUCED IRON PRODUCING DEVICE AND METHOD FOR SAME

(51) International classification :C21B13/00
(31) Priority Document No :1020110145302
(32) Priority Date :28/12/2011
(33) Name of priority country :Republic of Korea
(86) International Application No :PCT/KR2012/008244
Filing Date :11/10/2012
(87) International Publication No :WO 2013/100333
(61) Patent of Addition to Application Number :NA
Filing Date :NA
(62) Divisional to Application Number :NA
Filing Date :NA

(71)**Name of Applicant :**
1)POSCO
Address of Applicant :(Goedong dong) 6261 Donghaean ro Nam gu Pohang si Gyeongsangbuk do 790 300 Republic of Korea
(72)**Name of Inventor :**
1)JEONG Sunkwang
2)YI Sang Ho
3)YOUN Ja Young

(57) Abstract :
Disclosed are an iron ore powder reducing device and reducing method. The iron ore powder reducing device according to the present invention comprises: a coarse ore preliminary reduction furnace into which is charged iron ore powder and which subjects the iron ore powder to preliminary reduction by means of a reducing gas; an ultrafine ore preliminary reduction furnace into which is charged an ultrafine ore that has been scattered and discharged from the coarse ore preliminary reduction furnace and which subjects same to preliminary reduction; a first magnetic sorter for separating out the gangue component from the ultrafine ore that has been reduced in and discharged from the ultrafine ore preliminary reduction furnace; at least one interim reduction furnace for increasing the rate of reduction of the coarse ore and ultrafine ore into which is charged the coarse ore that has been reduced in and discharged from the coarse ore preliminary reduction furnace and the ultrafine ore that has had the gangue component separated out and which subjects (subject) same to additional reduction; and a final reduction furnace for producing reduced iron by carrying out a final reduction of the coarse ore and the ultrafine ore that has been reduced in and discharged from the interim reduction furnace(s).

No. of Pages : 55 No. of Claims : 27

(12) PATENT APPLICATION PUBLICATION
(19) INDIA
(22) Date of filing of Application :02/07/2014
(21) Application No.5451/DELNP/2014 A
(43) Publication Date : 20/05/2016

(54) Title of the invention : ENHANCEMENT OF TRANSPORT OF THERAPEUTIC MOLECULES ACROSS THE BLOOD BRAIN BARRIER

(51) International classification :C07K16/28,C07K16/46,A61P25/00
(31) Priority Document No :61/585039
(32) Priority Date :10/01/2012
(33) Name of priority country :U.S.A.
(86) International Application No :PCT/US2013/021041
Filing Date :10/01/2013
(87) International Publication No :WO 2013/106577
(61) Patent of Addition to Application Number :NA
Filing Date :NA
(62) Divisional to Application Number :NA
Filing Date :NA

(71)**Name of Applicant :**
1)BIOGEN IDEC MA INC.
Address of Applicant :14 Cambridge Center Cambridge MA 02142 U.S.A.
(72)**Name of Inventor :**
1)FARRINGTON Graham K.
2)SISK William

(57) Abstract :
The invention is based at least in part on the finding that a dimeric version of a BBB transmigrating antibody (e.g. theTMEM30A (CDC 50A) binding antibody FC5) was found to greatly enhance transport across the BBB as compared to monovalent FC5 V The invention provides inter alia molecules that increase transport of pharmacologically active agents across the blood brain barrier methods for increasing transport across the blood brain barrier and methods of treatment of disorders or diseases having a neurological component.

No. of Pages : 95 No. of Claims : 37

(12) PATENT APPLICATION PUBLICATION
(21) Application No.560/DEL/2006 A
(19) INDIA
(22) Date of filing of Application :03/03/2006
(43) Publication Date : 20/05/2016

(54) Title of the invention : METHOD AND SYSTEM FOR SELECTING POLLING STRATEGY IN COMMUNICATION NETWORKS

(51) International classification :H04J1/16
(31) Priority Document No :NA
(32) Priority Date :NA
(33) Name of priority country :NA
(86) International Application No :NA
Filing Date :NA
(87) International Publication No : NA
(61) Patent of Addition to Application Number :NA
Filing Date :NA
(62) Divisional to Application Number :NA
Filing Date :NA

(71)**Name of Applicant :**
1)MOTOROLA, INC.,
Address of Applicant :1303 E. ALGONQUIN ROAD, SCHAUMBURG, IL 60196, U.S.A. U.S.A.
(72)**Name of Inventor :**
1)VIJAY R. RAMAN
2)SURESH KALYANASUNDARAM
3)SRISANKAR KUNNIYUR
4)VINOD KUMAR RAMACHANDRAN
5)ANIRUDDHA S. SUBHASH DIWAN

(57) Abstract :
A method and system for selecting polling strategy in communication network (100) is disclosed. The method includes estimating (204) probability of receiving bandwidth requests from each of the mobile devices. The method also includes performing (208) unicast polling for a first set of mobile devices. The probability of receiving bandwidth requests from the first set of mobile devices is greater than a first threshold.

No. of Pages : 24 No. of Claims : 12

(12) PATENT APPLICATION PUBLICATION
(19) INDIA
(22) Date of filing of Application :27/06/2014
(21) Application No.5312/DELNP/2014 A
(43) Publication Date : 20/05/2016

(54) Title of the invention : PUMP APPARATUS

(51) International classification :E21F16/00,E21F17/00,F04B23/00
(31) Priority Document No :2011905107
(32) Priority Date :08/12/2011
(33) Name of priority country :Australia
(86) International Application No :PCT/AU2012/001490
Filing Date :06/12/2012
(87) International Publication No :WO 2013/082662
(61) Patent of Addition to Application Number :NA
Filing Date :NA
(62) Divisional to Application Number :NA
Filing Date :NA

(71)**Name of Applicant :**
1)WEIR MINERALS AUSTRALIA LTD
Address of Applicant :1 Marden Street Artarmon New South Wales 2064 Australia
(72)**Name of Inventor :**
1)SMIT Peter
2)TURNER Robert
3)MURANDI Reman
4)BRIGHTON Kevin

(57) Abstract :
Pump apparatus comprising a base or chassis a power unit and a reel assembly each operatively mounted to the base or chassis a flexible conveyor conduit and flexible service line adapted to be payed out from the reel assembly and a work head including a pump operatively connected to the conveyor conduit. The work head comprises a pump having an outlet which is operatively connected to a conveying conduit a support frame to which the pump is mounted and a powered traction drive assembly operatively mounted to the support frame. The reel assembly comprises a reel rotatably mounted to the base or chassis a conveying conduit and a flexible service line each being adapted to be wound thereon and payed out therefrom.

No. of Pages : 33 No. of Claims : 21

(12) PATENT APPLICATION PUBLICATION
(19) INDIA
(22) Date of filing of Application :07/07/2014
(21) Application No.5597/DELNP/2014 A
(43) Publication Date : 20/05/2016

(54) Title of the invention : METHOD FOR PRODUCING A COMPONENT AND COMPONENT

(51) International classification :B29C69/00,B60N2/68,B29C45/14
(31) Priority Document No :10 2012 201 043.2
(32) Priority Date :25/01/2012
(33) Name of priority country :Germany
(86) International Application No :PCT/EP2013/051456
Filing Date :25/01/2013
(87) International Publication No :WO 2013/110770
(61) Patent of Addition to Application Number :NA
Filing Date :NA
(62) Divisional to Application Number :NA
Filing Date :NA

(71)**Name of Applicant :**
1)JOHNSON CONTROLS GMBH
Address of Applicant :Industriestrasse 20 30 51399 Burscheid Germany
(72)**Name of Inventor :**
1)FLOCK Dustin
2)MEIER Bernd
3)NUYAN Vedat
4)KOEVER Axel

(57) Abstract :
The invention relates to a method for producing a component (B) comprising at least one structural component (2) and one organic sheet (4) wherein in a first step (S1) a woven fabric hose (3) is arranged in a contour of a tool (1.1) and then the tool (1.1) is closed in a second step (S2) a plastic in particular a melt (5) is injected into the woven fabric hose (3) arranged in the closed tool (1.1) and in a third step (S3) a fluid (6) and/or supporting element (S) is introduced into the woven fabric hose (3) a cavity (H) thus being formed in the woven fabric hose (3) an organic sheet (4) is formed and back molded with a plastic and the formed and back molded organic sheet (4) is bonded to the structural component (2) to produce the component (B). The invention further relates to a component (B) produced according to the method.

No. of Pages : 16 No. of Claims : 7

(12) PATENT APPLICATION PUBLICATION
(19) INDIA
(22) Date of filing of Application :07/07/2014
(21) Application No.5598/DELNP/2014 A
(43) Publication Date : 20/05/2016

(54) Title of the invention : NOVEL ANTI-AGING AND DEPIGMENTING COSMETIC COMPOSITIONS

(51) International classification :C07D249/08,A61K8/33,C07C43/23
(31) Priority Document No :11/62289
(32) Priority Date :22/12/2011
(33) Name of priority country :France
(86) International Application No :PCT/FR2012/052964
Filing Date :18/12/2012
(87) International Publication No :WO 2013/093320
(61) Patent of Addition to Application Number :NA
Filing Date :NA
(62) Divisional to Application Number :NA
Filing Date :NA

(71)**Name of Applicant :**
1)DIVERCHIM
Address of Applicant :Les Marches de lOise 100 rue Louis Blanc F 60765 Montataire Cedex France
(72)**Name of Inventor :**
1)FRISON Natacha
2)FOLLEAS Benoit
3)BRAYER Jean Louis
4)WAFFLART Florence

(57) Abstract :
The invention relates to the use of 1 aryl 2 aryloxyethane compounds with formula I wherein n and m are equal to 0 or 1 provided that n+m=1 R1 and R2 particularly representing hydrogen atoms R3 and R4 particularly representing hydrogen or halogen atoms or hydroxy or alkoxy groups and R5 particularly representing hydrogen atoms or hydroxy alkyl alkoxy amino or nitro groups in cosmetic compositions intended for anti aging and/or depigmenting and/or anti inflammatory and/or healing care products.

No. of Pages : 145 No. of Claims : 18

(12) PATENT APPLICATION PUBLICATION
(19) INDIA
(22) Date of filing of Application :07/07/2014
(21) Application No.5599/DELNP/2014 A
(43) Publication Date : 20/05/2016

(54) Title of the invention : SILICONE HYDROGELS FORMED FROM ZERO DILUENT REACTIVE MIXTURES

(51) International classification	:C08G77/442,C08F283/12,C08F290/06
(31) Priority Document No	:61/579690
(32) Priority Date	:23/12/2011
(33) Name of priority country	:U.S.A.
(86) International Application No Filing Date	:PCT/US2012/070890 :20/12/2012
(87) International Publication No	:WO 2013/096594
(61) Patent of Addition to Application Number Filing Date	:NA :NA
(62) Divisional to Application Number Filing Date	:NA :NA

(71)**Name of Applicant :**
1)JOHNSON & JOHNSON VISION CARE INC.
Address of Applicant :7500 Centurion Parkway Jacksonville Florida 32256 U.S.A.
(72)**Name of Inventor :**
1)ALLI Azaam
2)VANDERLAAN Douglas G.
3)FORD James D.
4)JOSLIN Scott L.

(57) Abstract :
The present invention relates to silicone hydrogels having a desirable balance of properties which can be formed without diluents. The silicone hydrogels are formed from reactive mixtures comprising at least one hydroxyl substituted monofunctional polydialkylsiloxane monomer having between 2 and 120 dialkylsiloxane repeating units at least one slow reacting hydrophilic monomer and at least one hydroxyl containing hydrophilic monomer.

No. of Pages : 74 No. of Claims : 58

(12) PATENT APPLICATION PUBLICATION
(19) INDIA
(22) Date of filing of Application :03/01/2014
(21) Application No.56/DELNP/2014 A
(43) Publication Date : 20/05/2016

(54) Title of the invention : FLOWABLE PARTICULATES.

(51) International classification :C11D 17/06
(31) Priority Document No :60/793,352
(32) Priority Date :20/04/2006
(33) Name of priority country :U.S.A.
(86) International Application No :PCT/US2007/066984
Filing Date :19/04/2007
(87) International Publication No :WO 2007/146491
(61) Patent of Addition to Application Number :NA
Filing Date :NA
(62) Divisional to Application Number :8357/DELNP/2008
Filed on :03/10/2008

(71)**Name of Applicant :**
1)THE PROCTER & GAMBLE COMPANY
Address of Applicant :ONE PROCTER & GAMBLE PLAZA, CINCINNATI, OHIO 45202, UNITED STATES OF AMERICA U.S.A.
(72)**Name of Inventor :**
1)MORT III, PUAL, R.
2)SOMERVILLE ROBERTS, NIGEL, PATRICK
3)WANDSTRAT, MARK EDWARD
4)SPONTAK, GEORGE, GREGORY
5)ELLIS, JULIE
6)HATJOPOULOS, JOHN, DEMETRIUS

(57) Abstract :
The present invention relates to particles, compositions comprising said particles, and processes for making and using the aforementioned particles and compositions. When employed in compositions or alone such particles provide controlled dosing and improved performance without the negatives that are associated with fluid products.

No. of Pages : 53 No. of Claims : 17

(12) PATENT APPLICATION PUBLICATION
(19) INDIA
(22) Date of filing of Application :23/01/2014
(21) Application No.532/DELNP/2014 A
(43) Publication Date : 20/05/2016

(54) Title of the invention : SYSTEMS AND METHODS FOR CONTROLLING OPERATION OF A REDUCED PRESSURE THERAPY SYSTEM

(51) International classification :A61M1/00
(31) Priority Document No :61/511950
(32) Priority Date :26/07/2011
(33) Name of priority country :U.S.A.
(86) International Application No :PCT/US2011/059016
Filing Date :02/11/2011
(87) International Publication No :WO 2013/015827
(61) Patent of Addition to Application Number :NA
Filing Date :NA
(62) Divisional to Application Number :NA
Filing Date :NA

(71)**Name of Applicant :**
1)SMITH & NEPHEW PLC
Address of Applicant :15 Adam Street London Greater London WC2N 6LA U.K.
(72)**Name of Inventor :**
1)ALLEN Julie
2)ASKEM Ben Alan
3)COLLINSON Sarah Jenny
4)HUGHEY Richard
5)NICOLINI Derek

(57) Abstract :
Negative pressure wound therapy apparatuses and dressings and systems and methods for operating such apparatuses for use with dressings are disclosed. In some embodiments controlling the delivery of therapy can be based on monitoring and detecting various operating conditions. An apparatus can have a controller configured to monitor the duty cycle of a source of negative pressure and based on the monitored duty cycle determine whether a leak is present. The controller can be configured to provide an indication that a leak is present. For example the controller can be configured to suspend and/or pause the delivery of therapy and to restart the delivery of therapy due to a timeout request from a user etc. In addition the controller can be configured to pause and/or restart the delivery of therapy upon a request from the user such as in response to the user operating a switch.

No. of Pages : 142 No. of Claims : 113

(12) PATENT APPLICATION PUBLICATION
(21) Application No.5610/DELNP/2013 A
(19) INDIA
(22) Date of filing of Application :21/06/2013
(43) Publication Date : 20/05/2016

(54) Title of the invention : ROUTING TRAFFIC TOWARDS A MOBILE NODE

(51) International classification :H04L29/12
(31) Priority Document No :NA
(32) Priority Date :NA
(33) Name of priority country :NA
(86) International Application No :PCT/EP2011/051412
Filing Date :01/02/2011
(87) International Publication No :WO 2012/103938
(61) Patent of Addition to Application Number :NA
Filing Date :NA
(62) Divisional to Application Number :NA
Filing Date :NA

(71)**Name of Applicant :**
1)TELEFONAKTIEBOLAGET L M ERICSSON (publ)
Address of Applicant :S 164 83 Stockholm Sweden
(72)**Name of Inventor :**
1)HOLM Tomas
2)KLING Lars –rjan
3)CLEVERDAL Andreas
4)SKOG Robert

(57) Abstract :
A method of allowing a data connection to be made between a first node attached to a private IP network and a second node external to the private IP network and connected to a public IP network. The method comprises allocating a private network IP address a hostname and a service name to said first node the service name being associated with a service provided by the first node. At a gateway interconnecting said private and public IP networks a unique public network side port number is allocated to the first node. A mapping between said private network IP address (and optionally the private network side port number) and said public network side port is included in a connection table. The following records are installed in a Domain Name System DNS of the public IP network: a service SRV record defining said hostname and public network side port number as the location for said service name and an address A record defining a public IP address of said gateway as the location for said hostname. Said second node is thereafter able to perform a DNS lookup in the public IP network in order to resolve said service name into a public IP address and port number and said gateway listens at said public side network port number for connection attempts to said first node.

No. of Pages : 26 No. of Claims : 26

(12) PATENT APPLICATION PUBLICATION
(19) INDIA
(22) Date of filing of Application :21/06/2013
(21) Application No.5611/DELNP/2013 A
(43) Publication Date : 20/05/2016

(54) Title of the invention : METHODS FOR CEMENTING IN A SUBTERRANEAN FORMATION USING A CEMENT COMPOSITION CONTAINING CALCIUM SILICATE HYDRATE SEEDS

(51) International classification :C09K8/467,C04B22/00,C04B24/26
(31) Priority Document No :61/425535
(32) Priority Date :21/12/2010
(33) Name of priority country :U.S.A.
(86) International Application No :PCT/GB2011/001748
Filing Date :21/12/2011
(87) International Publication No :WO 2012/085508
(61) Patent of Addition to Application Number :NA
Filing Date :NA
(62) Divisional to Application Number :NA
Filing Date :NA

(71)**Name of Applicant :**
1)HALLIBURTON ENERGY SERVICES INC.
Address of Applicant :10200 Bellaire Boulevard Houston TX 77072 U.S.A.
2)COTTRILL Emily Elizabeth Helen
(72)**Name of Inventor :**
1)PATIL Rahul Chandrakant
2)JOSEPH Trissa
3)DESHPANDE Abhimanyu
4)SATHE Vineet

(57) Abstract :
According to an embodiment, a method of cementing in a subterranean formation comprises: introducing a cement composition into the subterranean formation, wherein the cement composition comprises: cement; water; and calcium silicate hydrate (C-S-H) seeds, wherein a test cement composition consisting essentially of: the cement; the water; and the C-S-H seeds, and in the same proportions as in the cement composition, develops a compressive strength of at least 1,200 psi (8.3 MPa) when tested at 24 hours, a temperature of 60 °F (15.6 °C), and a pressure of 3,000 psi (20.7 MPa); and allowing the cement composition to set. According to another embodiment, the C-S-H seeds are mesoscopic particles, nanoparticles, or combinations thereof, and wherein the C-S-H seeds are in a concentration in the range of about 1% to about 5% by weight of the cement.

No. of Pages : 32 No. of Claims : 20

(12) PATENT APPLICATION PUBLICATION
(19) INDIA
(22) Date of filing of Application :26/06/2013
(21) Application No.5758/DELNP/2013 A
(43) Publication Date : 20/05/2016

(54) Title of the invention : PROCESS TO PRODUCE BIOFUELS FROM BIOMASS

(51) International classification :C10G3/00,C07G1/00,C10G1/00
(31) Priority Document No :61/424832
(32) Priority Date :20/12/2010
(33) Name of priority country :U.S.A.
(86) International Application No:PCT/US2011/066123
Filing Date :20/12/2011
(87) International Publication No :WO 2012/088092
(61) Patent of Addition to Application Number :NA
Filing Date :NA
(62) Divisional to Application Number :NA
Filing Date :NA

(71)**Name of Applicant :**
1)SHELL INTERNATIONALE RESEARCH MAATSCHAPPIJ B.V.
Address of Applicant :Carel van Bylandtlaan 30 NL 2596 The Hague Netherlands
(72)**Name of Inventor :**
1)POWELL Joseph Broun
2)CHHEDA Juben Nemchand

(57) Abstract :
A process for producing biofuels from biomass is provided by removing sulfur compounds and nitrogen compounds from the biomass by contacting the biomass with a digestive solvent to form a pretreated biomass containing soluble carbohydrates and having less than 35% of the sulfur content and less than 35% of the nitrogen content based on untreated biomass on a dry mass basis prior to carrying out aqueous phase reforming and further processing to form a liquid fuel.

No. of Pages : 59 No. of Claims : 14

(12) PATENT APPLICATION PUBLICATION
(21) Application No.3353/DEL/2014 A
(19) INDIA
(22) Date of filing of Application :20/11/2014
(43) Publication Date : 20/05/2016

(54) Title of the invention : SPRING LOADED PROTECTION COVER MECHANISM FOR ACTUATING SYSTEM.

(51) International classification	:F01B29/00	(71)**Name of Applicant :**
(31) Priority Document No	:NA	**1)HINDUSTAN AERONAUTICS LIMITED, TRANSPORT AIRCRAFT DIVISION, KANPUR**
(32) Priority Date	:NA	Address of Applicant :HINDUSTAN AERONAUTICS LIMITED, TRANSPORT AIRCRAFT DIVISION, CHAKERI POST OFFICE, HARJINDER NAGAR, KANPUR U.P. INDIA - 208008 Uttar Pradesh India
(33) Name of priority country	:NA	
(86) International Application No	:NA	
Filing Date	:NA	
(87) International Publication No	: NA	
(61) Patent of Addition to Application Number	:NA	(72)**Name of Inventor :**
Filing Date	:NA	**1)SANJEEV MADHAV PANIKER**
(62) Divisional to Application Number	:NA	**2)AMLESH KUMAR MALL**
Filing Date	:NA	

(57) Abstract :
The Spring Loaded Protection Cover Mechanism is developed to avoid the inadvertent operation of activation handle of system 1 in lieu of system 2 because of habit interference. This is because of HPT-32 aircraft is fitted with Activation Handle of system 1 at earlier position of system 2 which is just below the relocated system 2 lever at central pedestal. System 1 and system 2 are two identical actuating mechanisms for different purpose installed on central pedestal. The system 2 lever is required to be operated a number of times during ground manoeuvring. The Spring Loaded Protection Cover Mechanism is introduced to protect critical actuating system or like comprising of activation cover, guide plate, pin, torsion spring, spring plate and spherical shaped knob. The activation cover requires minimal effort for locking or unlocking to the knob and can be rest on actuating system at angular position with respect to central pedestal or aircraft surface. When activation cover is pushing down and engages in knob, means locked condition and similarly disengage the activation cover when it is pulling up from knob, means unlocked condition. The distance between knob with spherical in shape and spring plate with respect to pivoting centre are kept in such a way that secured locking can be obtained.

No. of Pages : 9 No. of Claims : 6

(12) PATENT APPLICATION PUBLICATION
(19) INDIA
(22) Date of filing of Application :17/01/2014
(21) Application No.390/DELNP/2014 A
(43) Publication Date : 20/05/2016

(54) Title of the invention : STABLE FORMULATIONS OF A HYALURONAN DEGRADING ENZYME

(51) International classification :A61K38/28,A61K38/47,A61P5/50
(31) Priority Document No :61/520962
(32) Priority Date :17/06/2011
(33) Name of priority country :U.S.A.
(86) International Application No :PCT/US2012/042816
Filing Date :15/06/2012
(87) International Publication No :WO 2012/174478
(61) Patent of Addition to Application Number :NA
Filing Date :NA
(62) Divisional to Application Number :NA
Filing Date :NA

(71)**Name of Applicant :**
1)HALOZYME INC.
Address of Applicant :11388 Sorrento Valley Road San Diego CA 92121 U.S.A.
(72)**Name of Inventor :**
1)YANG Tzung Horng
2)LABARRE Michael James
3)VAUGHN Daniel Edward
4)CASTER Christopher L.
5)NICOL Francois
6)KIM Donghyun

(57) Abstract :
Provided are compositions that are stable formulations of a hyaluronan degrading enzyme or are stable co formulations of a fast acting insulin and a hyaluronan degrading enzyme including a recombinant human PH20 (rHuPH20).

No. of Pages : 336 No. of Claims : 165

(12) PATENT APPLICATION PUBLICATION
(19) INDIA
(22) Date of filing of Application :23/01/2014
(21) Application No.546/DELNP/2014 A
(43) Publication Date : 20/05/2016

(54) Title of the invention : METHOD AND SYSTEM FOR PEOPLE COUNTING USING PASSIVE INFRARED DETECTORS

(51) International classification	:G08B13/00,G07C9/00,G07C11/00
(31) Priority Document No	:13/181308
(32) Priority Date	:12/07/2011
(33) Name of priority country	:U.S.A.
(86) International Application No	:PCT/US2012/044335
Filing Date	:27/06/2012
(87) International Publication No	:WO 2013/009473
(61) Patent of Addition to Application Number	:NA
Filing Date	:NA
(62) Divisional to Application Number	:NA
Filing Date	:NA

(71)**Name of Applicant :**
1)TYCO FIRE & SECURITY GMBH
Address of Applicant :Victor von Bruns Strasse 21 CH 8212 Neuhausen Am Rheinfall Switzerland
(72)**Name of Inventor :**
1)NOONE David R.
2)BERGMAN Adam S.
3)LYNCH Robert Kevin

(57) Abstract :
A method and system for detecting an object transiting an interrogation zone of an electronic article surveillance (EAS) system and determining whether the object is a person entering or exiting the facility in order to increment a corresponding counter. A first zone detector detects motion in a first zone. The first zone detector can be a first passive infrared (PIR) detector. A second zone detector detects motion in a second zone different from the first zone. The second zone detector can be a second PIR detector. A processor is in communication with the first and second zone detectors in which the processor receives data from the first and second zone detectors to determine whether to increment a count value based at least in part on the received data.

No. of Pages : 36 No. of Claims : 20

(12) PATENT APPLICATION PUBLICATION
(19) INDIA
(22) Date of filing of Application :17/07/2014
(21) Application No.6033/DELNP/2014 A
(43) Publication Date : 20/05/2016

(54) Title of the invention : REMOTE MONITORING SYSTEMS AND METHODS FOR MEDICAL DEVICES

(51) International classification :G06Q50/22
(31) Priority Document No :13/352608
(32) Priority Date :18/01/2012
(33) Name of priority country :U.S.A.
(86) International Application No :PCT/US2013/021530
Filing Date :15/01/2013
(87) International Publication No :WO 2013/109517
(61) Patent of Addition to Application Number :NA
Filing Date :NA
(62) Divisional to Application Number :NA
Filing Date :NA

(71)**Name of Applicant :**
1)COVIDIEN LP
Address of Applicant :15 Hampshire Street Mansfield MA 02048 U.S.A.
(72)**Name of Inventor :**
1)WIESNER Joel D.
2)HARRINGTON Stacey B.

(57) Abstract :
A remote monitoring system for monitoring a plurality of medical devices at a patient care or home care facility. The system includes a device integration server in communication with wireless relay modules for receiving data packets from the medical devices including an identifier and data for each medical device. The system also includes an outbound web server. The web server is configured to provide webpages including the data of the medical devices for display on first and second remote monitoring devices subject to authentication of an associated data request from the monitoring device.

No. of Pages : 43 No. of Claims : 18

(12) PATENT APPLICATION PUBLICATION
(19) INDIA
(22) Date of filing of Application :17/07/2014
(21) Application No.6034/DELNP/2014 A
(43) Publication Date : 20/05/2016

(54) Title of the invention : SYSTEM FOR MANUFACTURING CEMENT CLINKER

(51) International classification :C04B7/38,G01N23/20,G01N23/223
(31) Priority Document No :2011283114
(32) Priority Date :26/12/2011
(33) Name of priority country :Japan
(86) International Application No :PCT/JP2012/083101
Filing Date :20/12/2012
(87) International Publication No :WO 2013/099763
(61) Patent of Addition to Application Number :NA
Filing Date :NA
(62) Divisional to Application Number :NA
Filing Date :NA

(71)**Name of Applicant :**
1)MITSUBISHI MATERIALS CORPORATION
Address of Applicant :3 2 Otemachi 1 chome Chiyoda ku Tokyo 1008117 Japan
(72)**Name of Inventor :**
1)YAMASHITA Makio
2)TANAKA Hisanobu
3)TANAKA Yukio
4)ICHIHARA Katsuhiko
5)SAKAMOTO Kazuo
6)TABATA Kazuo

(57) Abstract :
Provided is a system for manufacturing cement clinker that is applicable to low temperature firing of cement clinker and enables obtaining high quality cement. The system is provided with: a means for supplying a mineralizer fluorine source and sulphur source; a means for supplying a clinker raw material; a means for pulverizing the blended raw material combining the mineralizer fluorine source and the clinker raw material; a means for loading the pulverized blended raw material into a kiln for firing and loading the mineralizer sulphur source into the kiln; and a means for supplying fuel to the kiln; and is characterized in that a sample analysis system is provided for separately collecting the unfired blended raw material and the fired clinker and measuring the amount of fluorine major components and free lime according to the type of samples collected and that the supply amount of fluorine source and sulphur source and/or the supply amount of the blended raw material and/or the supply amount of fuel is controlled on the basis of the measurement.

No. of Pages : 22 No. of Claims : 5

(12) PATENT APPLICATION PUBLICATION
(21) Application No.6035/DELNP/2014 A
(19) INDIA
(22) Date of filing of Application :17/07/2014
(43) Publication Date : 20/05/2016

(54) Title of the invention : VIBRATION REDUCTION DEVICE FOR VEHICLE

(51) International classification :F16F15/31,B60K6/10
(31) Priority Document No :NA
(32) Priority Date :NA
(33) Name of priority country :NA
(86) International Application No :PCT/JP2012/051273
Filing Date :20/01/2012
(87) International Publication No :WO 2013/108407
(61) Patent of Addition to Application Number :NA
Filing Date :NA
(62) Divisional to Application Number :NA
Filing Date :NA

(71)**Name of Applicant :**
1)TOYOTA JIDOSHA KABUSHIKI KAISHA
Address of Applicant :1 Toyota cho Toyota shi Aichi 4718571 Japan
(72)**Name of Inventor :**
1)MURATA Kiyohito

(57) Abstract :
This vibration reduction device (1) for a vehicle is characterized by being provided with: an inertial mass body (30); a first engagement device (41) which can switch between a state in which a drive power source (4) and a damper (6) of a power transmission device (5) are engaged so as to enable power transmission and a state in which the engagement is released; a second engagement device (42) which can switch between a state in which the power transmission device (5) and the inertial mass body (30) are engaged so as to enable power transmission through a power transmission path other than that of the first engagement device (41) and a state in which the engagement is released; and a third engagement device (43) which can switch between a state in which the drive power source (4) and the inertial mass body (30) are engaged so as to enable power transmission through a power transmission path other than those of the first engagement device (41) and the second engagement device (42) and a state in which the engagement is released. Consequently this vibration reduction device (1) for a vehicle has the effect of appropriately reducing vibration.

No. of Pages : 107 No. of Claims : 11

(12) PATENT APPLICATION PUBLICATION
(19) INDIA
(22) Date of filing of Application :17/07/2014
(21) Application No.6036/DELNP/2014 A
(43) Publication Date : 20/05/2016

(54) Title of the invention : DISPLAYED IMAGE IMPROVEMENT

(51) International classification :G06T3/40
(31) Priority Document No :13/336465
(32) Priority Date :23/12/2011
(33) Name of priority country :U.S.A.
(86) International Application No :PCT/US2012/066335
Filing Date :21/11/2012
(87) International Publication No :WO 2013/095864
(61) Patent of Addition to Application Number :NA
Filing Date :NA
(62) Divisional to Application Number :NA
Filing Date :NA

(71)**Name of Applicant :**
1)ADVANCED MICRO DEVICES INC.
Address of Applicant :One AMD Place Sunnyvale California 94088 U.S.A.
(72)**Name of Inventor :**
1)SCHMIT Michael L.
2)GURUMURTHY Shivashankar
3)HERZ William

(57) Abstract :
A image processing system for displaying a source image includes a memory for storing a source image having a high resolution digital format a display screen having a low resolution digital format and a media acceleration hardware unit adapted to increase color depth values from the source image and generate a plurality of temporally shifted images from the source image by sequentially shifting an origin point for a frame applied to the source image and scaling source image pixel values from each frame thereby generating the plurality of shifted images having the second relatively low resolution for display at the display screen.

No. of Pages : 27 No. of Claims : 23

(12) PATENT APPLICATION PUBLICATION
(19) INDIA
(22) Date of filing of Application :17/07/2014
(21) Application No.6037/DELNP/2014 A
(43) Publication Date : 20/05/2016

(54) Title of the invention : UNIFIED USER PROFILES

(51) International classification :G06F17/00,G06F17/40,G06F17/30
(31) Priority Document No :NA
(32) Priority Date :NA
(33) Name of priority country :NA
(86) International Application No :PCT/US2012/034338
Filing Date :20/04/2012
(87) International Publication No :WO 2013/158108
(61) Patent of Addition to Application Number :NA
Filing Date :NA
(62) Divisional to Application Number :NA
Filing Date :NA

(71)**Name of Applicant :**
1)HEWLETT PACKARD DEVELOPMENT COMPANY L.P.
Address of Applicant :11445 Compaq Center Drive W. Houston Texas 77070 U.S.A.
(72)**Name of Inventor :**
1)THALAPATHY Krishnamurthy
2)BURKE Paul Michael

(57) Abstract :
The present disclosure is related in general to data management. Information for a single user that is stored by different entities is obtained and unified to create a unified user profile. The unified user profile is stored and can be search displayed and/or otherwise used. There are other embodiments as well.

No. of Pages : 30 No. of Claims : 15

(12) PATENT APPLICATION PUBLICATION
(19) INDIA
(22) Date of filing of Application :18/07/2014
(21) Application No.6038/DELNP/2014 A
(43) Publication Date : 20/05/2016

(54) Title of the invention : MODULE FOR BUILDING FA‡ADES AND METHOD OF USE IN CONSTRUCTION

(51) International classification :E04B2/86,E04B1/16,E04G17/075
(31) Priority Document No :PCT/ES2011/070888
(32) Priority Date :20/12/2011
(33) Name of priority country :PCT
(86) International Application No :PCT/ES2011/070888
Filing Date :20/12/2011
(87) International Publication No :WO 2013/093128
(61) Patent of Addition to Application Number :NA
Filing Date :NA
(62) Divisional to Application Number :NA
Filing Date :NA

(71)**Name of Applicant :**
1)ELESDOPA S.L.
Address of Applicant :C/ Gran Va 28 3ºA E 18010 Granada Spain
(72)**Name of Inventor :**
1)JIM‰NEZ HORWITZ Margarita

(57) Abstract :
Module for building fa§ades for any building or civil engineering project with planar or curved surfaces of two or more walls of reinforced mortar or concrete which comprises walls; connectors constructed or prefabricated with drills; connector and wall reinforcements; leaf supports with hollow cylinders or prisms and a solid support with drills. Use of the building module involves placing the double leaf or solid support; placing reinforcements for each wall alongside each face of the support; inserting the connector reinforcements into the hollow cylinders or prisms or into drills; folding and overlapping the reinforcement pins; forming connectors and walls casting concrete or mortar and packing hollow cylinders and prisms or drills and on both faces of said supports. Alternative methods involve the use of prefabricated connectors; application in cases without access to one face against an embankment and in fa§ade reinforcements.

No. of Pages : 38 No. of Claims : 16

(12) PATENT APPLICATION PUBLICATION
(19) INDIA
(22) Date of filing of Application :24/12/2007
(21) Application No.2701/DEL/2007 A
(43) Publication Date : 20/05/2016

(54) Title of the invention : A FILE SYSTEM

(51) International classification :G06F11/20
(31) Priority Document No :NA
(32) Priority Date :NA
(33) Name of priority country :NA
(86) International Application No :NA
Filing Date :NA
(87) International Publication No :NA
(61) Patent of Addition to Application Number :NA
Filing Date :NA
(62) Divisional to Application Number :NA
Filing Date :NA

(71)**Name of Applicant :**
1)STMICROELECTRONICS PVT. LTD.,
Address of Applicant :PLOT NO.1, KNOWLEDGE PARK III, GREATER NOIDA - 201308, U.P. INDIA. Uttar Pradesh India
(72)**Name of Inventor :**
1)VIPIN BANSAL
2)DEEPAK NAIK
3)RAUNAQUE QUAISER
4)ALOK KUMAR MITTAL

(57) Abstract :
The embodiments of the present disclosure teach a file system to manage multiple files in a storage subsystem by optimum utilization of the area of the storage subsystem. A system comprising such a subsystem according to an embodiment of the present disclosure comprises a data area and a header area. The data area stores contents of one or more data files while the header area stores access parameters and status information for accessing each file individually. The header area further comprises a global area for storing global storage subsystem parameters necessary for initialization such as file occupancy parameters, data file storage area size and data validity check parameters. The header area also comprises individual file headers for each file. The origin of the data area is the first location of the storage area and it dynamically extends towards the last available storage location while the origin of the header area is the last location of the storage area and it dynamically extends towards the first available storage location

No. of Pages : 21 No. of Claims : 13

(12) PATENT APPLICATION PUBLICATION
(19) INDIA
(22) Date of filing of Application :01/04/2015
(21) Application No.2701/DELNP/2015 A
(43) Publication Date : 20/05/2016

(54) Title of the invention : MULTI CHAIN CHIMERIC ANTIGEN RECEPTOR AND USES THEREOF

(51) International classification :C12N5/0783,C07K16/28,C07K14/735
(31) Priority Document No :61/696612
(32) Priority Date :04/09/2012
(33) Name of priority country :U.S.A.
(86) International Application No :PCT/US2013/058005
Filing Date :04/09/2013
(87) International Publication No :WO 2014/039523
(61) Patent of Addition to Application Number :NA
Filing Date :NA
(62) Divisional to Application Number :NA
Filing Date :NA

(71)**Name of Applicant :**
1)CELLECTIS
Address of Applicant :8 rue de la Croix Jarry 75013 Paris France
(72)**Name of Inventor :**
1)CELLECTIS

(57) Abstract :
The present invention relates to the generation of chimeric antigen receptors (CAR) referred to as multi chain CARs. Such CARs which aim to redirect immune cell specificity and reactivity toward a selected target exploiting the ligand binding domain properties comprise separate extracellular ligand binding and signaling domains in different transmembrane polypeptides. The signaling domains are designed to assemble in juxtamembrane position which forms flexible architecture closer to natural receptors that confers optimal signal transduction. The invention encompasses the polynucleotides vectors encoding said multi chain CAR and the isolated cells expressing them at their surface in particularly for their use in immunotherapy. The invention opens the way to efficient adoptive immunotherapy strategies for treating cancer and viral infections.

No. of Pages : 129 No. of Claims : 26

(12) PATENT APPLICATION PUBLICATION
(19) INDIA
(22) Date of filing of Application :18/11/2014
(21) Application No.3319/DEL/2014 A
(43) Publication Date : 20/05/2016

(54) Title of the invention : ELECTRIC LIGHT TRAP WITH INSECT FILTER

(51) International classification :A01M1/04
(31) Priority Document No :NA
(32) Priority Date :NA
(33) Name of priority country :NA
(86) International Application No :NA
Filing Date :NA
(87) International Publication No : NA
(61) Patent of Addition to Application Number :NA
Filing Date :NA
(62) Divisional to Application Number :NA
Filing Date :NA

(71)**Name of Applicant :**
1)YASHWANT TATER
Address of Applicant :56, GANGA SAGAR, B VAISHALI NAGAR, JAIPUR (RAJ.) Rajasthan India
(72)**Name of Inventor :**
1)YASHWANT TATER

(57) Abstract :
This invented Light trap is trapping harmful and beneficial insects , to be monitor the type of-insects in the field and for mass trapping of insects in the crop fields. The porous walls are provided in the insect collecting chamber so the small size beneficial insects can come out from the chamber and separate from the harmful insects. The remaining harmful insects then can be killed by Biopesticides kept in the chamber. The mass trapping of insects can be done by using one trap in a hector. It is an important ecofriendly I.P.M. tools for pest control in the field crops without using pesticides for flying Insects.

No. of Pages : 6 No. of Claims : 6

(12) PATENT APPLICATION PUBLICATION
(19) INDIA
(22) Date of filing of Application :18/04/2013
(21) Application No.3499/DELNP/2013 A
(43) Publication Date : 20/05/2016

(54) Title of the invention : CELL FATE CONVERSION OF DIFFERENTIATED SOMATIC CELLS INTO GLIAL CELLS

(51) International classification	:C12N5/079,C12N15/85,C12N5/10
(31) Priority Document No	:61/406670
(32) Priority Date	:26/10/2010
(33) Name of priority country	:U.S.A.
(86) International Application No	:PCT/US2011/057762
Filing Date	:25/10/2011
(87) International Publication No	:WO 2012/058243
(61) Patent of Addition to Application Number	:NA
Filing Date	:NA
(62) Divisional to Application Number	:NA
Filing Date	:NA

(71)**Name of Applicant :**
1)CASE WESTERN RESERVE UNIVERSITY
Address of Applicant :10900 Euclid Avenue Cleveland OH 44106 U.S.A.
(72)**Name of Inventor :**
1)TESAR Paul J.
2)MILLER Robert H.
3)NAJM Fadi J.

(57) Abstract :
The present invention relates to the reprogramming of differentiated somatic cells such as those differentiated cells that arise from embryonic mesoderm into glial cells. Glial cells produced from this reprogramming are functionally equivalent to glial cells that arise from ectodermal origins.

No. of Pages : 45 No. of Claims : 44

(12) PATENT APPLICATION PUBLICATION
(19) INDIA
(22) Date of filing of Application :29/03/2004
(21) Application No.612/DEL/2004 A
(43) Publication Date : 20/05/2016

(54) Title of the invention : A NOVEL BOTTOM ASH EXTRACTOR FOR PFBG

(51) International classification :F23J 1/00
(31) Priority Document No :NA
(32) Priority Date :NA
(33) Name of priority country :NA
(86) International Application No :NA
Filing Date :NA
(87) International Publication No :NA
(61) Patent of Addition to Application Number :NA
Filing Date :NA
(62) Divisional to Application Number :NA
Filing Date :NA

(71)**Name of Applicant :**
1)BHARAT HEAVY ELECTRICALS LIMITED
Address of Applicant :BHEL HOUSE, SIRI FORT,NEW DELHI-110 049, INDIA Delhi India
(72)**Name of Inventor :**
1)KRISHNAN THIRUMALAI
2)RAJAMANNAR KANNAN
3)KRISHNASAMY ARIVANANDAN

(57) Abstract :
This invention relates to integrated gasification based power generation; especially pressurized fluidized bed gasification based systems used for any grade of coals. More particularly, the invention relates to an improved bottom ash extractor device for pressurized fluidized bed gasifier.

No. of Pages : 10 No. of Claims : 5

(12) PATENT APPLICATION PUBLICATION
(19) INDIA
(22) Date of filing of Application :01/05/2014
(21) Application No.3510/DELNP/2014 A
(43) Publication Date : 20/05/2016

(54) Title of the invention : GLUCAGON SUPERFAMILY PEPTIDES EXHIBITING GLUCOCORTICOID RECEPTOR ACTIVITY

(51) International classification	:A61K38/26,A61K38/00,A61K31/56
(31) Priority Document No	:61/561094
(32) Priority Date	:17/11/2011
(33) Name of priority country	:U.S.A.
(86) International Application No	:PCT/US2012/065492
Filing Date	:16/11/2012
(87) International Publication No	:WO 2013/074910
(61) Patent of Addition to Application Number	:NA
Filing Date	:NA
(62) Divisional to Application Number	:NA
Filing Date	:NA

(71)**Name of Applicant :**
1)INDIANA UNIVERSITY RESEARCH AND TECHNOLOGY CORPORATION
Address of Applicant :351 West 10th Street Indianapolis Indiana 46202 U.S.A.
(72)**Name of Inventor :**
1)DIMARCHI Richard D.
2)YANG Bin

(57) Abstract :
Provided herein are glucagon superfamily peptides conjugated with GR ligands that are capable of acting at a glucocorticoid receptor. Also provided herein are pharmaceutical compositions and kits of the conjugates of the invention. Further provided herein are methods of treating a disease e.g. a metabolic disorder such as diabetes and obesity comprising administering the conjugates of the invention.

No. of Pages : 1224 No. of Claims : 49

(12) PATENT APPLICATION PUBLICATION
(19) INDIA
(22) Date of filing of Application :21/06/2013
(21) Application No.5588/DELNP/2013 A
(43) Publication Date : 20/05/2016

(54) Title of the invention : INKS & PRINTING PROCESS

(51) International classification :C09D11/00,C09D11/10,B01J13/14
(31) Priority Document No :1021603.4
(32) Priority Date :21/12/2010
(33) Name of priority country :U.K.
(86) International Application No :PCT/GB2011/052483
Filing Date :15/12/2011
(87) International Publication No :WO 2012/085541
(61) Patent of Addition to Application Number :NA
Filing Date :NA
(62) Divisional to Application Number :NA
Filing Date :NA

(71)**Name of Applicant :**
1)FUJIFILM IMAGING COLORANTS INC.
Address of Applicant :233 Cherry Lane New Castle Delaware 19720 U.S.A.
(72)**Name of Inventor :**
1)CORDWELL Janette
2)DOUBLE Philip
3)EDWARDS Martin
4)MORRIS Daniel
5)HOPPER Alan

(57) Abstract :
A process for printing a substrate comprising applying thereto an ink by means of an ink jet printer wherein the ink comprises a latex binder a liquid medium comprising water and organic solvent and polymer encapsulated pigment particles comprising a carboxy functional dispersant crosslinked around a pigment core by a crosslinking agent wherein the ink has a minimum film forming temperature below 70°C. Inks are also claimed. The process and inks are useful for printing temperature sensitive substrates e.g. foil balloons and wrapping materials for special occasions.

No. of Pages : 32 No. of Claims : 18

(12) PATENT APPLICATION PUBLICATION
(21) Application No.5589/DELNP/2013 A
(19) INDIA
(22) Date of filing of Application :21/06/2013
(43) Publication Date : 20/05/2016

(54) Title of the invention : HER2 BINDING PEPTIDES LABELED WITH ALUMINIUM [18] FLUORIDE COMPLEXED BY NOTA

(51) International classification :A61K51/08,A61K101/02,C07K14/31
(31) Priority Document No :12/975425
(32) Priority Date :22/12/2010
(33) Name of priority country :U.S.A.
(86) International Application No :PCT/US2011/065794
Filing Date :19/12/2011
(87) International Publication No :WO 2012/087908
(61) Patent of Addition to Application Number :NA
Filing Date :NA
(62) Divisional to Application Number :NA
Filing Date :NA

(71)**Name of Applicant :**
1)GE HEALTHCARE LIMITED
Address of Applicant :Amersham Place Little Chalfont Buckinghamshire HP7 9NA U.K.
2)MEDI PHYSICS INC.
(72)**Name of Inventor :**
1)HISCOCK Duncan
2)INDREVOLL Bard
3)IVESON Peter
4)GLASER Matthias Eberhard
5)BHALLA Rajiv
6)WILSON Anthony

(57) Abstract :
Imaging agents comprising an isolated polypeptide conjugated with a radionucleide and a chelator; wherein the isolated polypeptide binds specifically to HER2 or a variant thereof; and methods for preparing and using these imaging agents.

No. of Pages : 106 No. of Claims : 6

(12) PATENT APPLICATION PUBLICATION
(19) INDIA
(22) Date of filing of Application :10/07/2013
(21) Application No.6154/DELNP/2013 A
(43) Publication Date : 20/05/2016

(54) Title of the invention : HYALURONIC ACID PROTEIN CONJUGATE AND METHOD FOR PREPARING SAME

(51) International classification :C07K17/10,A61K47/48,A61K47/36
(31) Priority Document No :1020100126432
(32) Priority Date :10/12/2010
(33) Name of priority country :Republic of Korea
(86) International Application No :PCT/KR2011/009363
Filing Date :05/12/2011
(87) International Publication No :WO 2012/077950
(61) Patent of Addition to Application Number :NA
Filing Date :NA
(62) Divisional to Application Number :NA
Filing Date :NA

(71)**Name of Applicant :**
1)POSTECH ACADEMY INDUSTRY FOUNDATION
Address of Applicant :c/o Pohang Univ. of Science San 31 Hyoja dong Nam gu Pohang si Gyeongsangbuk do 790 784 Republic of Korea
(72)**Name of Inventor :**
1)HAHN Sei Kwang
2)YANG Jeong A
3)YOON Seung Kyu
4)HUR Won Hee
5)PARK Ki Tae
6)KIM Hye Min
7)JUNG Hyun Tae

(57) Abstract :
An HA-protein conjugate in which an HA-aldehyde derivative, in which an aldehyde group is introduced to a hyaluronic acid or a salt thereof, is conjugated to the N-terminus of a protein, and a method for preparing the same are provided. The HA-protein conjugate includes a protein drug exhibiting an excellent bioconjugation efficiency and long-term medicinal effects, and has excellent protein drug activities since the hyaluronic acid is specifically conjugated to the N-terminus of the protein. Also, since liver-targeting properties of the hyaluronic acid can be freely controlled by changing an aldehyde substitution rate of the HA-aldehyde derivative, the HAprotein conjugate can be effectively used as a protein drug for treating liver diseases, and also be useful in enabling long-term medicinal effects of a protein drug required to bypass the liver. Accordingly, the HA-protein conjugate can be effectively used for a drug delivery system of proteins.

No. of Pages : 42 No. of Claims : 25

(12) PATENT APPLICATION PUBLICATION
(21) Application No.6156/DELNP/2013 A
(19) INDIA
(22) Date of filing of Application :10/07/2013
(43) Publication Date : 20/05/2016

(54) Title of the invention : SEPARATION METHOD FOR MIXED LIQUIDS

(51) International classification :B01D1/16
(31) Priority Document No :2010279236
(32) Priority Date :15/12/2010
(33) Name of priority country :Japan
(86) International Application No :PCT/JP2011/078947
Filing Date :14/12/2011
(87) International Publication No :WO 2012/081634
(61) Patent of Addition to Application Number :NA
Filing Date :NA
(62) Divisional to Application Number :NA
Filing Date :NA

(71)**Name of Applicant :**
1)BRIDGESTONE CORPORATION
Address of Applicant :10 1 Kyobashi 1 chome Chuo ku Tokyo 1048340 Japan
(72)**Name of Inventor :**
1)Otsuki Masashi
2)OKUMURA Satoru
3)MASA Takahiro

(57) Abstract :
Provided is a method for separating mixed liquids that has excellent accuracy of separation and is capable of low energy high efficiency separation of mixed liquids. The method for separating mixed liquids that separates one liquid from a mixed liquid containing at least a first liquid and a second liquid with a different boiling point from the first liquid comprises: a spraying process wherein the mixed liquid is sprayed from a spraying means that sprays the mixed liquid into a container into which a heated gas of a temperature higher than the boiling point of at least one of the first liquid or the second liquid is supplied from a heated gas supplying means and which has at least a discharge port for discharging gas; a vaporization process that vaporizes the first liquid by bringing the mixed liquid sprayed into the container into contact with the heated gas; a discharging process that discharges a mixed gas containing at least the first liquid vaporized in the vaporization process from the discharge port of the container; and a separating process that separates liquid from the mixed gas.

No. of Pages : 26 No. of Claims : 6

(12) PATENT APPLICATION PUBLICATION
(21) Application No.3358/DEL/2014 A
(19) INDIA
(22) Date of filing of Application :20/11/2014
(43) Publication Date : 20/05/2016

(54) Title of the invention : DEVELOPMENT OF 5 TYPES O-RING TO OVERCOME THE LEAKAGE PROBLEMS IN AIR CONDITIONING SYSTEM FOR HS748 AIRCRAFT.

(51) International classification :G06F17/30
(31) Priority Document No :NA
(32) Priority Date :NA
(33) Name of priority country :NA
(86) International Application No :NA
Filing Date :NA
(87) International Publication No : NA
(61) Patent of Addition to Application Number :NA
Filing Date :NA
(62) Divisional to Application Number :NA
Filing Date :NA

(71)**Name of Applicant :**
1)HINDUSTAN AERONAUTICS LIMITED, TRANSPORT AIRCRAFT DIVISION, KANPUR
Address of Applicant :HINDUSTAN AERONAUTICS LIMITED, TRANSPORT AIRCRAFT DIVISION, CHAKERI POST OFFICE, HARJINDER NAGAR, KANPUR U.P. INDIA - 208008 Uttar Pradesh India
(72)**Name of Inventor :**
1)JITENDER KUMAR
2)GP. CAPT. V.S. CHAUHAN

(57) Abstract :
Air conditioning system of the aircraft must be work at design parameter for the proper comfort level in cabin for passengers of any aircraft. Leakage conditioned air are very common due to wear and tear of the groove dimensions of the duct in the aged fleet. Also it is very difficult to maintain the aged aircraft fleet operative due to the problems of obsolescence. A fresh development of the spare parts is one of the methods to resolve the above problem. Drawings were developed from the groove dimensions of the ducts/pipes. All the O-Rings are working from low to high temperature zone (-20°C to 150°C), material Silicon Rubber Specification NFL17-101A-50D7 was selected for the development. For manufacturing/development and supply of trial testing samples of O-Ring, rubber moulding vendor was selected who has CEMILAC Type Approved material. All the O-Rings can be directly (if the dimension and type of groove are same with similar working condition) used for the installation of similar duct/pipes joints with proper clamp, system in any aircraft.

No. of Pages : 5 No. of Claims : 4

(12) PATENT APPLICATION PUBLICATION
(21) Application No.3359/DEL/2014 A
(19) INDIA
(22) Date of filing of Application :20/11/2014
(43) Publication Date : 20/05/2016

(54) Title of the invention : INTEGRATION, GROUND AND FLIGHT TRIALS FOR DEVELOPMENT AND APPROVAL OF ROTOR SEGMENT USED ON BRAKE ASSEMBLY FOR HS-748 AVRO AIRCRAFT.

(51) International classification	:F16D55/36, F16D65/12
(31) Priority Document No	:NA
(32) Priority Date	:NA
(33) Name of priority country	:NA
(86) International Application No	:NA
Filing Date	:NA
(87) International Publication No	: NA
(61) Patent of Addition to Application Number	:NA
Filing Date	:NA
(62) Divisional to Application Number	:NA
Filing Date	:NA

(71)**Name of Applicant :**
1)HINDUSTAN AERONAUTICS LIMITED, TRANSPORT AIRCRAFT DIVISION, KANPUR
Address of Applicant :HINDUSTAN AERONAUTICS LIMITED, TRANSPORT AIRCRAFT DIVISION, CHAKERI, POST OFFICE-HARJINDER NAGAR KANPUR U.P. INDIA-208008 Uttar Pradesh India
(72)**Name of Inventor :**
1)KUMAR PAWAN
2)VERMA MUKUL
3)GP. CAPT. V.S. CHAUHAN

(57) Abstract :
HS-748 AVRO aircraft are fitted with two main brake assemblies. Each brake assembly has 2 discs consists of 10 rotor segments per disc. The rotor assemblies are each constructed of jigsaw type segments interlocked with each other to form an annular non-rigid structure. Due to no-quote of rotor segments from OEM M/S DUNLOP Aerospace Ltd, UK, the overhaul of brake assembly became difficult. To achieve the availability of brake assemblies Design, development of rotor segments became necessary. The segments were designed and developed through DMRL-Hyderabad and HAL, Foundry & Forge Division-Bangalore. The rotor segment is manufactured using high strength low alloy steel specification MDN 127A (0.3lC-1.25Cr-0.5Mo-0.25V). The segment profile was manufactured by fine blanking/ wire cutting process as per blanking drawing no. FBP 1012. The rotors segments were integrated on the brake assembly for fitment, trials. The brake assembly was integrated on aircraft for taxi trial and landing trials by HAL, TAD, Kanpur. Based on satisfactory test results arid customer (IAF) feedback report item approved for use on HS-748 AVRO aircraft.

No. of Pages : 6 No. of Claims : 2

(12) PATENT APPLICATION PUBLICATION
(21) Application No.3531/DEL/2015 A
(19) INDIA
(22) Date of filing of Application :30/10/2015
(43) Publication Date : 20/05/2016

(54) Title of the invention : POWER SUPPLY SYSTEM AND VOLTAGE CONTROL METHOD FOR FUEL CELL

(51) International classification	:H01M8/04	(71)**Name of Applicant :**
(31) Priority Document No	:2014-232250	**1)TOYOTA JIDOSHA KABUSHIKI KAISHA** Address of Applicant :1, Toyota-cho, Toyota-shi, Aichi-ken,
(32) Priority Date	:15/11/2014	471-8571, Japan Japan
(33) Name of priority country	:Japan	(72)**Name of Inventor :**
(86) International Application No	:NA	**1)YAMANAKA Tomio**
Filing Date	:NA	**2)NADA Mitsuhiro**
(87) International Publication No	: NA	**3)SUZUKI Hiroyuki**
(61) Patent of Addition to Application Number	:NA	
Filing Date	:NA	
(62) Divisional to Application Number	:NA	
Filing Date	:NA	

(57) Abstract :
A voltage control method for a fuel cell (100) includes: interrupting electrical connection between the fuel cell and a load (170, 172) in a low load state; supplying oxygen to the fuel cell in accordance with a preset condition during the electrical connection is interrupted; detecting an OCV of the fuel cell after oxygen is supplied to the fuel cell in accordance with the preset condition; reducing an amount of oxygen supplied to the fuel cell when the OCV is higher than a target voltage by a first value or larger; increasing the amount of oxygen when the OCV is lower than the target voltage by a second value or larger; and keeping the amount of oxygen when the OCV is lower than a sum of the target voltage and the first value and higher than a value obtained by subtracting the second value from the target voltage.

No. of Pages : 74 No. of Claims : 13

(12) PATENT APPLICATION PUBLICATION
(19) INDIA
(22) Date of filing of Application :29/09/2009
(21) Application No.6200/DELNP/2009 A
(43) Publication Date : 20/05/2016

(54) Title of the invention : AMIDATION PROCESS FOR THE PREPARATION OF CATHEPSIN K INHIBITORS

(51) International classification :C07C 315/04
(31) Priority Document No :60/921,321
(32) Priority Date :02/04/2007
(33) Name of priority country :U.S.A.
(86) International Application No :PCT/CA2008/000605
Filing Date :31/03/2008
(87) International Publication No :WO 2008/119176
(61) Patent of Addition to Application Number :NA
Filing Date :NA
(62) Divisional to Application Number :NA
Filing Date :NA

(71)**Name of Applicant :**
1)MERCK CANADA INC.
Address of Applicant :16711, TRANS-CANADA HIGHWAY, KIRKLAND, QUEBEC H9H 3L 1(CA), CANADA Canada
(72)**Name of Inventor :**
1)O'SHEA, PAUL
2)GOSSELIN, FRANCIS

(57) Abstract :
This invention describes an amidation process whereby amino acids of the Formulae IIA or IIB can be activated and treated with an amine in the presence of a base to yield amides of the Formula (I), without loss of optical purity.

No. of Pages : 18 No. of Claims : 10

(12) PATENT APPLICATION PUBLICATION
(19) INDIA
(22) Date of filing of Application :24/01/2014
(21) Application No.574/DELNP/2014 A
(43) Publication Date : 20/05/2016

(54) Title of the invention : COMPOSITIONS CONTAINING ISOSORBIDE MONOESTER AND ALIPHATIC VICINAL DIOLS

(51) International classification :A01N43/90,A01N31/02,A01P1/00
(31) Priority Document No :10 2011 109 493.1
(32) Priority Date :04/08/2011
(33) Name of priority country :Germany
(86) International Application No :PCT/EP2012/003252
Filing Date :31/07/2012
(87) International Publication No :WO 2013/017263
(61) Patent of Addition to Application Number :NA
Filing Date :NA
(62) Divisional to Application Number :NA
Filing Date :NA

(71)**Name of Applicant :**
1)CLARIANT INTERNATIONAL LTD
Address of Applicant :Rothausstrasse 61 CH 4132 Muttenz Switzerland
(72)**Name of Inventor :**
1)PILZ Maurice Frederic
2)KLUG Peter
3)SCHERL Franz-Xaver
4)GROHMANN Joerg

(57) Abstract :
The invention relates to compositions containing a) one or more compounds of the formula (I) (I) in which R is a linear or branched saturated alkyl group with 5 to 11 carbon atoms or a linear or branched mono or polyunsaturated alkylene group with 5 to 11 carbon atoms and b) one or more aliphatic vicinal diols. The compositions are characterized in particular by an advantageous antimicrobial effect.

No. of Pages : 84 No. of Claims : 14

(12) PATENT APPLICATION PUBLICATION
(21) Application No.603/DEL/2006 A
(19) INDIA
(22) Date of filing of Application :08/03/2006
(43) Publication Date : 20/05/2016

(54) Title of the invention : FLUORESCENT MARKER FOR THE DETECTION AND QUANTITATION OF SINGLE STRAND DNA UNDER PHYSIOLOGICAL PH CONDITIONS

(51) International classification	:G01N 33/533
(31) Priority Document No	:NA
(32) Priority Date	:NA
(33) Name of priority country	:NA
(86) International Application No	:NA
Filing Date	:NA
(87) International Publication No	:NA
(61) Patent of Addition to Application Number	:NA
Filing Date	:NA
(62) Divisional to Application Number	:NA
Filing Date	:NA

(71)**Name of Applicant :**
1)COUNCIL OF SCIENTIFIC & INDUSTRIAL RESEARCH
Address of Applicant :Anusandhan Bhawan, Rafi Marg, New Delhi - 110001, India. Delhi India
(72)**Name of Inventor :**
1)DANABOYINA RAMAIAH
2)ELIZABETH KURUVILLA

(57) Abstract :
The present invention provides the acridinium derivatives represented by Formula 1 as fluorescent marker for the detection and quantitation of single strand DNA under physiological pH conditions and in presence of double strand DNA, proteins and micelles. These derivatives are highly soluble in the aqueous medium, extremely stable in the dark and under irradiation conditions. They exhibit good absorption and fluorescence emission properties with quantitative fluorescence yields. The novelty of this invention is that the acridinium derivatives of Formula 1 can efficiently differentiate single strand DNA from double strand DNA and effective quantitation of single strand DNA can be achieved even in presence of impurities usually present in nucleic acid preparations. Accordingly, these acridinium derivatives are extremely useful as fluorescent marker for the detection and quantitation of single strand DNA, oxidative DNA damage in plasmids and cells and for time resolved monitoring of the hybridization of DNA. .

No. of Pages : 24 No. of Claims : 8

(12) PATENT APPLICATION PUBLICATION
(19) INDIA
(22) Date of filing of Application :19/07/2013
(21) Application No.6461/DELNP/2013 A
(43) Publication Date : 20/05/2016

(54) Title of the invention : PROCESS FOR IMPROVING TOBACCO MATERIALS AND DEVICE THEREOF

(51) International classification :A24B15/24
(31) Priority Document No :201210556163.9
(32) Priority Date :20/12/2012
(33) Name of priority country :China
(86) International Application No :PCT/CN2013/000027
Filing Date :14/01/2013
(87) International Publication No :WO 2014/094337
(61) Patent of Addition to Application Number :NA
Filing Date :NA
(62) Divisional to Application Number :NA
Filing Date :NA

(71)**Name of Applicant :**
1)SHANGHAI JUHUA SCIENCE AND TECHNOLOGY CO. LTD.
Address of Applicant :PAN Xuesong Room 1229 Number 3 2288 Lane Zu Chongzhi Road Zhangjiang High tech Park Pudong New District Shanghai 201203 China
(72)**Name of Inventor :**
1)DUAN Huang
2)PAN Xuesong
3)LIU Bin
4)CHEN Jian
5)WANG Hongming

(57) Abstract :
A process for improving tobacco materials and a device thereof. The present invention is to solve defects of the existing improving process such as complicated process higher manufacturing cost safety problems and influence on conventional tobacco flavor as well as environmental pollution caused by addition of non tobacco materials. Key points of the technical solution are as follows: the process comprises: carrying out specific extraction on more than one of tobacco leaves tobacco flakes tobacco shreds tobacco powder tobacco stems and cut stems in sequence by using a mixed solvent; carrying out specific solid liquid separation on the extracted tobacco materials; preparing a tobacco extract by using an extracting solution of the tobacco leaves the tobacco flakes or the tobacco shreds; producing fertilizer by using an extracting solution of the tobacco stems or the cut stems; diluting and mixing by using a specific amount of tobacco water extract and tobacco alcohol extract; separating negative components and mixing the negative components into a backfill material solution; uniformly backfilling the backfill material solution onto the tobacco materials; and drying into specific water content to obtain finished products. The device is a device system by specifically connecting a plurality of independent devices such as an extractor a solid liquid separator a material solution backfill device and the like.

No. of Pages : 19 No. of Claims : 15

(12) PATENT APPLICATION PUBLICATION
(21) Application No.6462/DELNP/2013 A
(19) INDIA
(22) Date of filing of Application :19/07/2013
(43) Publication Date : 20/05/2016

(54) Title of the invention : PROCESS FOR FORMING A FROZEN SPERM DISPERSION

(51) International classification :C12N 5/06
(31) Priority Document No :60/590,270
(32) Priority Date :22/07/2004
(33) Name of priority country :U.S.A.
(86) International Application No :PCT/US05/026269
Filing Date :22/07/2005
(87) International Publication No :WO 2006/012597
(61) Patent of Addition to Application Number :NA
Filing Date :NA
(62) Divisional to Application Number :729/DELNP/2007
Filed on :29/01/2007

(71)**Name of Applicant :**
1)INGURAN, LLC
Address of Applicant :22575 SOUTH HIGHWAY 6 SOUTH, NAVASOTA, TEXAS 77868, USA. U.S.A.
(72)**Name of Inventor :**
1)JEFFREY A. GRAHAM

(57) Abstract :
Processes for selectively enriching a population of viable sperm cells with respect to a characteristic without physically sorting the cells are disclosed. The cells contained in such an enriched population benefit from the advantage of not being subjected to a sorting process. Processes of inseminating a female mammal and processes of forming a sperm dispersion utilizing the processes of selectively enriching a population of viable sperm cells are also disclosed.

No. of Pages : 48 No. of Claims : 35

(12) PATENT APPLICATION PUBLICATION
(21) Application No.3356/DEL/2014 A
(19) INDIA
(22) Date of filing of Application :20/11/2014
(43) Publication Date : 20/05/2016

(54) Title of the invention : DESIGN, DEVELOPMENT, QUALIFICATION TESTING AND AIRWORTHINESS APPROVAL OF CONTROL CABLE P/N DO228-9203 OF AIR CONDITIONING SYSTEM OF HAL MANUFACTURED DO-228 AIRCRAFT

(51) International classification	:B64F5/00, B64D45/00, G07C5/00
(31) Priority Document No	:NA
(32) Priority Date	:NA
(33) Name of priority country	:NA
(86) International Application No	:NA
Filing Date	:NA
(87) International Publication No	: NA
(61) Patent of Addition to Application Number	:NA
Filing Date	:NA
(62) Divisional to Application Number	:NA
Filing Date	:NA

(71)**Name of Applicant :**
1)HINDUSTAN AERONAUTICS LIMITED, TRANSPORT AIRCRAFT DIVISION, KANPUR
Address of Applicant :HINDUSTAN AERONAUTICS LIMITED, TRANSPORT AIRCRAFT DIVISION, CHAKERI POST OFFICE, HARJINDER NAGAR, KANPUR U.P. INDIA - 208008 Uttar Pradesh India
(72)**Name of Inventor :**
1)RAZA MOHAMMAD ANWAR
2)KUMAR PAWAN
3)GP. CAPT. V.S. CHAUHAN

(57) Abstract :
Control cable is a part of air conditioning system in DO-228 aircraft. These cables are used as connecting links for operating and closing of cockpit restrictor valve and demist restrictor valve of air conditioning system. Demist air outlets are located on the left and right hand side of the cockpit below the windshields. In addition footwell air outlets are provided for pilot and co-pilot. A distributor is fitted on frame 7 on the right hand side of the cockpit and is equipped with a CKP restrictor valve and a demist restrictor valve. The restrictor valves are of the single flap butterfly types and are operated by control cables from the CKP AIR and DEMISTING sliders on the PNEUMATIC control unit. Control cables used in Do228 aircraft air conditioning system were being supplied by M/s Ruag, GmbH. In the recent past the OEM stopped the supply of these cables. There was an urgency to develop the cables to avoid any production hold up. Cable P/N DO228-9203 was designed with certain improvement, developed through M/s Premier Auto cables, Lucknpw. Qualification testing was done and airworthiness approval taken by HAL-TAD, Kanpur. After satisfactory ground and flight trials and performance feedback from customer airworthiness approval was obtained for use of the cable on HAL built Do-228 aircraft. Earlier the gripper of control cable for clamping the cable on the aircraft was simply cylindrical in shape. It has been modified to prevent inadvertent slipping of conduit from mounting clamps on the aircraft. Collars, dia 8.5 mm at both the ends of the gripper have been introduced to achieve the same,

No. of Pages : 9 No. of Claims : 5

(12) PATENT APPLICATION PUBLICATION
(19) INDIA
(22) Date of filing of Application :18/07/2013
(21) Application No.6431/DELNP/2013 A
(43) Publication Date : 20/05/2016

(54) Title of the invention : PROCESS FOR INCREASING BENZENE AND TOLUENE PRODUCTION

(51) International classification :C10G61/02,C10G59/02,C10G35/04
(31) Priority Document No :61/480742
(32) Priority Date :29/04/2011
(33) Name of priority country :U.S.A.
(86) International Application No :PCT/US2012/034428
Filing Date :20/04/2012
(87) International Publication No :WO 2012/148810
(61) Patent of Addition to Application Number :NA
Filing Date :NA
(62) Divisional to Application Number :NA
Filing Date :NA

(71)**Name of Applicant :**
1)UOP LLC
Address of Applicant :25 East Algonquin Road P.O. Box 5017 Des Plaines Illinois 60017 5017 U.S.A.
(72)**Name of Inventor :**
1)NEGIZ Antoine
2)SERBAN Manuela
3)VANDEN BUSSCHE Kurt M.
4)MOSER Mark D.

(57) Abstract :
A process for reforming a hydrocarbon stream is presented. The process involves splitting a naphtha feedstream to at least two feedstreams and passing each feedstream to separation reformers. The reformers are operated under different conditions to utilize the differences in the reaction properties of the different hydrocarbon components. The process utilizes a common catalyst and common downstream processes for recovering the desired aromatic compounds generated.

No. of Pages : 19 No. of Claims : 10

(12) PATENT APPLICATION PUBLICATION
(19) INDIA
(22) Date of filing of Application :24/07/2013
(21) Application No.6593/DELNP/2013 A
(43) Publication Date : 20/05/2016

(54) Title of the invention : DISC BRAKE PISTON CAP AND DISC BRAKE EQUIPPED THEREWITH

(51) International classification :F16D55/2265,F16J3/04,F16D65/00
(31) Priority Document No :1101022
(32) Priority Date :04/04/2011
(33) Name of priority country :France
(86) International Application No :PCT/EP2012/051690
Filing Date :01/02/2012
(87) International Publication No :WO 2012/136397
(61) Patent of Addition to Application Number :NA
Filing Date :NA
(62) Divisional to Application Number :NA
Filing Date :NA

(71)**Name of Applicant :**
1)CHASSIS BRAKES INTERNATIONAL B.V.
Address of Applicant :Rapenburgerstraat 179/E NL 1011 VM Amsterdam Netherlands
(72)**Name of Inventor :**
1)CHAMPION Pascal
2)BARRET Philippe
3)DAGUZAN Fran§ois
4)BINDNER Thierry

(57) Abstract :
The invention relates to a disc brake piston cap (3) interposed between the caliper (1) and the piston (2) in order to protect the piston (2). The cap (3) has a bead (351) on the internal fold (35) inserted into the groove (22) in the piston (2) and an overmoulded insert (31) fixed to the annular groove (11) in the caliper. The cap (3) folded up with the overmoulded insert (31) intermediate folds (33, 34) and an external fold (32) comprises longitudinal ribs (352) on the face of the internal fold (35) in order to stiffen it and allow air to pass from the interior to the exterior bypassing the bead (351) of the internal fold (35) housed in the groove (22).

No. of Pages : 14 No. of Claims : 9

(12) PATENT APPLICATION PUBLICATION
(19) INDIA
(22) Date of filing of Application :24/07/2013
(21) Application No.6596/DELNP/2013 A
(43) Publication Date : 20/05/2016

(54) Title of the invention : ANDROGEN COMPOSITION FOR TREATING AN OPTHALMIC CONDITION

(51) International classification :A61K31/568,A61K31/5685,A61K31/569
(31) Priority Document No :61/436274
(32) Priority Date :26/01/2011
(33) Name of priority country :U.S.A.
(86) International Application No :PCT/US2012/022508
Filing Date :25/01/2012
(87) International Publication No :WO 2012/103186
(61) Patent of Addition to Application Number :NA
Filing Date :NA
(62) Divisional to Application Number :NA
Filing Date :NA

(71)**Name of Applicant :**
1)ALLERGAN INC.
Address of Applicant :2525 Dupont Drive Irvine California 92886 U.S.A.
(72)**Name of Inventor :**
1)TROGDEN John T.
2)SALAMEH Adnan K.
3)PUJARA Chetan P.
4)GORE Anuradha V.
5)GIYANANI Jaya

(57) Abstract :
The disclosure provides compositions for treating an ocular condition. The composition comprises a physiologically effective amount of an androgen wherein the composition is suitable for topical administration to an eye. The disclosure further provides methods for treating an ocular condition with the disclosed compositions.

No. of Pages : 20 No. of Claims : 22

(12) PATENT APPLICATION PUBLICATION
(19) INDIA
(22) Date of filing of Application :24/07/2013
(21) Application No.6611/DELNP/2013 A
(43) Publication Date : 20/05/2016

(54) Title of the invention : CHECK VALVE

(51) International classification :E21B21/10,F16K15/03
(31) Priority Document No :20110108
(32) Priority Date :25/01/2011
(33) Name of priority country :Norway
(86) International Application No :PCT/NO2012/000009
Filing Date :25/01/2012
(87) International Publication No :WO 2012/102620
(61) Patent of Addition to Application Number :NA
Filing Date :NA
(62) Divisional to Application Number :NA
Filing Date :NA

(71)**Name of Applicant :**
1)TS INNOVATION AS
Address of Applicant :Fabrikkveien 13 N 4323 Sandnes Norway
(72)**Name of Inventor :**
1)SOLTVEDT Terje Morten

(57) Abstract :
The present invention provides a check valve comprising a valve housing (1, 2) a substantially circular flapper (3) a valve seat (16) for the flapper (3) an expandable chamber (11) in fluid contact with a connecting port (8) for hydraulics fluid and a piston (4) having a first and a second end the flapper comprises a first (19) and a second (18) connection point and is pivotably connected at the first connection point (19) said flapper is capable of pivoting between a closed position in close contact with the valve seat (16) and an open position which allows fluid to flow through the valve the piston (4) is in contact with the expandable chamber (11) and a pre stressed compressible device (15) said piston (4) pivotably connected at the first end to the flapper (3) via the second connection point (18) wherein the compressible device (15) can move the piston (4) in a direction towards the valve seat (16) and that hydraulics fluid can move the piston (4) in a direction away from the valve seat when sufficient hydraulics fluid is supplied through the connection port (8) to expand the chamber (11) and that the second connection point (18) is situated closer to the center of the circular part of the flapper than the first connection point (19) such that the flapper (3) comes into close contact with the valve seat (16) when the piston (4) is moved in a direction towards said valve seat and the flapper will pivot around the first connection point (19) in a direction towards the piston (4) when the piston is moved in a direction away from the valve seat (16).

No. of Pages : 20 No. of Claims : 10

(12) PATENT APPLICATION PUBLICATION
(19) INDIA
(22) Date of filing of Application :24/07/2013
(21) Application No.6613/DELNP/2013 A
(43) Publication Date : 20/05/2016

(54) Title of the invention : Z SELECTIVE OLEFIN METATHESIS CATALYSTS AND THEIR SYNTHETIC PROCEDURE

(51) International classification :B01J23/46,C07F15/00,C07C6/02
(31) Priority Document No :61/432849
(32) Priority Date :14/01/2011
(33) Name of priority country :U.S.A.
(86) International Application No :PCT/US2012/021609
Filing Date :17/01/2012
(87) International Publication No :WO 2012/097379
(61) Patent of Addition to Application Number :NA
Filing Date :NA
(62) Divisional to Application Number :NA
Filing Date :NA

(71)**Name of Applicant :**
1)CALIFORNIA INSTITUTE OF TECHNOLOGY
Address of Applicant :M/C 201 85 1200 E. California Blvd. Pasadena CA 91125 U.S.A.
(72)**Name of Inventor :**
1)ENDO Koji
2)KEITZ Benjamin Keith
3)HERBERT Myles Benton
4)PATEL Paresma Rasiklal
5)GRUBBS Robert Howard

(57) Abstract :
The invention relates to C-H activated olefin metathesis catalyst compounds, the preparation of such compounds, and the use of such catalysts in the metathesis of olefins and olefin compounds, more particularly, the use of such catalysts in Z selective olefin metathesis reactions. In general, the catalyst compounds of the invention comprise a Group 8 metal (M), an alkylidene moiety (=CR1R2), or more generally (=(C)mC R1R2), an anionic ligand (X1), two or three neutral ligands (L1, L2, and L3) and a 2-electron anionic donor bridging moiety (Q) that forms a chelate ring structure in conjunction with L1 and M. Such catalysts generally correspond to the formula X1(L3)kL2L1QM=(C)mCR1R2, wherein X1 is any anionic ligand, L1, L2, and L3 are, independently, any neural electron donor ligand, k is 0 or 1, m is 0, 1, or 2, Q is a 2-electron anionic donor bridging moiety linking L1 and M, M is a Group 8 transition metal, and R1 and R2 are, independently, hydrogen, hydrocarbyl, substituted hydrocarbyl, heteroatom-containing hydrocarbyl, substituted heteroatom- containing hydrocarbyl, or functional groups. The invention has utility in the fields of catalysis, organic synthesis, polymer chemistry, and industrial and fine chemicals chemistry.

No. of Pages : 69 No. of Claims : 29

(12) PATENT APPLICATION PUBLICATION
(21) Application No.6614/DELNP/2013 A
(19) INDIA
(22) Date of filing of Application :24/07/2013
(43) Publication Date : 20/05/2016

(54) Title of the invention : DEVICES AND METHODS FOR DELIVERING MEDICAMENTS FROM A MULTI CHAMBER CONTAINER

(51) International classification :A61M5/20
(31) Priority Document No :61/436301
(32) Priority Date :26/01/2011
(33) Name of priority country :U.S.A.
(86) International Application No :PCT/US2012/022698
Filing Date :26/01/2012
(87) International Publication No :WO 2012/103316
(61) Patent of Addition to Application Number :NA
Filing Date :NA
(62) Divisional to Application Number :NA
Filing Date :NA

(71)**Name of Applicant :**
1)INTELLIJECT INC.
Address of Applicant :111 Virginia Street Suite 405 Richmond Virginia 23219 U.S.A.
(72)**Name of Inventor :**
1)EDWARDS Eric S.
2)EDWARDS Evan T.
3)LICATA Mark J.
4)MEYERS Paul F.
5)BLONDINO Frank E.

(57) Abstract :
An apparatus includes a housing a medicament container and a movable assembly. The movable assembly includes a first movable member and a second movable member. The second movable member is configured to move relative to the first movable member to move the movable assembly from a first configuration to a second configuration. A distal end portion of the second movable member is configured to move a plunger disposed within the medicament container in a distal direction when the movable assembly is moved to the second configuration. The movable assembly is configured to move between a first position and a second position to move the medicament container within the housing between a first container position and a second container position.

No. of Pages : 222 No. of Claims : 43

(12) PATENT APPLICATION PUBLICATION
(19) INDIA
(22) Date of filing of Application :02/12/2013
(21) Application No.10388/DELNP/2013 A
(43) Publication Date : 20/05/2016

(54) Title of the invention : ANTIBODIES SPECIFIC FOR TGF BETA

(51) International classification :C07K16/22
(31) Priority Document No :61/493230
(32) Priority Date :03/06/2011
(33) Name of priority country :U.S.A.
(86) International Application No :PCT/US2012/040545
Filing Date :01/06/2012
(87) International Publication No :WO 2012/167143
(61) Patent of Addition to Application Number :NA
Filing Date :NA
(62) Divisional to Application Number :NA
Filing Date :NA

(71)**Name of Applicant :**
1)XOMA TECHNOLOGY LTD.
Address of Applicant :c/o XOMA Corporation 2910 Seventh Street Berkeley CA 94710 U.S.A.
(72)**Name of Inventor :**
1)BEDINGER Daniel
2)KHAN Shireen S.
3)MIRZA Amer
4)NARASIMHA Ajay J.
5)TAKEUCHI Toshihiko

(57) Abstract :
The present disclosure relates, in general, to materials and methods for antibodies specific for transforming growth factor beta (TGFPβ), including TGFβ1, TGFβ2 and TGFβ3, and uses of these antibodies in the treatment of subjects having cancer, an eye disease, condition or disorder, fibrosis, including ophthalmic fibrosis or fibrosis of the eye, and other conditions or disorders related to TGFβ expression.

No. of Pages : 185 No. of Claims : 53

(12) PATENT APPLICATION PUBLICATION
(19) INDIA
(22) Date of filing of Application :19/02/2014
(21) Application No.1221/DELNP/2014 A
(43) Publication Date : 20/05/2016

(54) Title of the invention : CAP

(51) International classification :B65D47/32,B65D47/24
(31) Priority Document No :P201131389
(32) Priority Date :12/08/2011
(33) Name of priority country :Spain
(86) International Application No :PCT/ES2012/070354
Filing Date :18/05/2012
(87) International Publication No :WO 2013/024192
(61) Patent of Addition to Application Number :NA
Filing Date :NA
(62) Divisional to Application Number :NA
Filing Date :NA

(71)**Name of Applicant :**
1)DESARROLLOS TAMARIT PLAZA SL
Address of Applicant :Avda. Sierra Calderona 41 Urb. Los Monasterios E 46530 Puzol (Valencia) Spain
(72)**Name of Inventor :**
1)TAMARIT RIOS Ram^{3}n

(57) Abstract :
The invention relates to a cap for the consumption of a liquid from a container that includes at least one orifice where the liquid can exit the container and at least one orifice where air can enter the container said air entry orifice incorporating an anti return valve that allows air to enter but prevents liquid from exiting therethrough said valve being integrated in the body of the cap.

No. of Pages : 31 No. of Claims : 13

(12) PATENT APPLICATION PUBLICATION
(19) INDIA
(22) Date of filing of Application :22/08/2005
(21) Application No.2249/DEL/2005 A
(43) Publication Date : 20/05/2016

(54) Title of the invention : BULK CATALYSTS BASED ON CHROMIUM AND ON NICKEL

(51) International classification :B01J 23/86
(31) Priority Document No :96-15360
(32) Priority Date :13/12/1996
(33) Name of priority country :France
(86) International Application No :NA
Filing Date :NA
(87) International Publication No :NA
(61) Patent of Addition to Application Number :NA
Filing Date :NA
(62) Divisional to Application Number :1177/DEL/2004
Filed on :23/06/2004

(71)**Name of Applicant :**
1)ELF A TOCHEMS S.A.
Address of Applicant :4 & 8, COURS MICHELET, 92800, PUTEAUX-(HAUTS-DE-SEINE), FRANCE. France
(72)**Name of Inventor :**
1)ERIC LACROIX
2)JEAN-PIERRE SCHIRMANN

(57) Abstract :
Catalysts which are useful in the fluorination of halogenated hydrocarbons by HF in the gas phase are obtained by simple impregnation of a bulk chromium oxide with a solution of a nickel derivative, the chromium oxide used exhibiting a BET specific surface of greater than 150 m/g and a pore volume of greater than 0.15 ml/g.

No. of Pages : 17 No. of Claims : 8

(12) PATENT APPLICATION PUBLICATION
(21) Application No.2322/DELNP/2015 A
(19) INDIA
(22) Date of filing of Application :21/03/2015
(43) Publication Date : 20/05/2016

(54) Title of the invention : METHOD AND DEVICE FOR TEMPERATURE PROMPTING

(51) International classification :A47J27/212
(31) Priority Document No :201410422053.2
(32) Priority Date :25/08/2014
(33) Name of priority country :China
(86) International Application No :PCT/CN2015/071873
Filing Date :30/01/2015
(87) International Publication No :WO 2016/029649
(61) Patent of Addition to Application Number :NA
Filing Date :NA
(62) Divisional to Application Number :NA
Filing Date :NA

(71)**Name of Applicant :**
1)XIAOMI INC.
Address of Applicant :Floor 13 Rainbow City Shopping Mall of China Resources No. 68 Qinghe Middle Street Haidian District Beijing 100085 China
(72)**Name of Inventor :**
1)ZHANG Pengfei
2)XIA Yongfeng
3)QU Heng
4)WANG Yidong

(57) Abstract :
A method and device for temperature prompting belonging to the technical field of computing. The method comprises: the current temperature in a target container is obtained and the distance from a target terminal to the target container is obtained the target terminal having a binding relationship with the target container (101); according to the current temperature a first length of time which is required for the temperature in the target container to change to a preset target temperature is determined (102); according to the distance from the target terminal to the target container a second length of time which is required for the target terminal to move to the target container is determined (103); if the first length of time is less than or equal to the second length of time a prompt signal is triggered (104). The present solution improves the flexibility of temperature control.

No. of Pages : 23 No. of Claims : 11

(12) PATENT APPLICATION PUBLICATION
(19) INDIA
(22) Date of filing of Application :14/11/2014
(21) Application No.3297/DEL/2014 A
(43) Publication Date : 20/05/2016

(54) Title of the invention : METHOD AND SYSTEM FOR MULTIMEDIA CLIPPING

(51) International classification :H04N
(31) Priority Document No :NA
(32) Priority Date :NA
(33) Name of priority country :NA
(86) International Application No :NA
Filing Date :NA
(87) International Publication No : NA
(61) Patent of Addition to Application Number :NA
Filing Date :NA
(62) Divisional to Application Number :NA
Filing Date :NA

(71)**Name of Applicant :**
1)Samsung Electronics Co., Ltd.
Address of Applicant :416 Maetan-Dong, Yeongtong-GU, Suwon-SI, Gyeonggi-do 442-742, Republic of Korea Republic of Korea
(72)**Name of Inventor :**
1)SINHA, Abhishek
2)NAPHADAY, Shreyas
3)GARG, Aditi

(57) Abstract :
The invention relates to creating a multimedia clip from a multimedia content without interrupting playback of multimedia content and with no user inputs or at least minimal user inputs. For this purpose, a currently playing multimedia content is stored in a buffer. A current time or a current frame is designated as an end point of the multimedia clip. A start point of the multimedia clip is either computed or received. The multimedia clip is created by retrieving from the buffer a stored portion of the multimedia content between the start point and the end point.

No. of Pages : 75 No. of Claims : 39

(12) PATENT APPLICATION PUBLICATION
(19) INDIA
(22) Date of filing of Application :02/08/2013
(21) Application No.6899/DELNP/2013 A
(43) Publication Date : 20/05/2016

(54) Title of the invention : HYBRID SUPERCRITICAL POWER CYCLE WITH DECOUPLED HIGH SIDE AND LOW SIDE PRESSURES

(51) International classification :F01K23/02,F02C1/05,F01K3/00
(31) Priority Document No :61/435348
(32) Priority Date :23/01/2011
(33) Name of priority country :U.S.A.
(86) International Application No :PCT/US2012/022139
Filing Date :22/01/2012
(87) International Publication No:WO 2012/100241
(61) Patent of Addition to Application Number :NA
Filing Date :NA
(62) Divisional to Application Number :NA
Filing Date :NA

(71)**Name of Applicant :**
1)GURIN Michael
Address of Applicant :4132 Cove Lane Unit A Glenview IL 60025 U.S.A.
(72)**Name of Inventor :**
1)GURIN Michael

(57) Abstract :
The present invention generally relates to power generation methods and secondary processes yielding a supply of carbon dioxide. In one embodiment the present invention relates to a supercritical carbon dioxide cycle power generator utilizing at least a portion of waste heat from the secondary process that also provides at least a portion of carbon dioxide within the supercritical carbon dioxide cycle.

No. of Pages : 24 No. of Claims : 21

(12) PATENT APPLICATION PUBLICATION
(19) INDIA
(22) Date of filing of Application :20/02/2014
(21) Application No.1285/DELNP/2014 A
(43) Publication Date : 20/05/2016

(54) Title of the invention : CYCLOPROPANEAMINE COMPOUND

(51) International classification :C07C233/80,A61K31/167,A61K31/36
(31) Priority Document No :2011174305
(32) Priority Date :09/08/2011
(33) Name of priority country :Japan
(86) International Application No :PCT/JP2012/070267
Filing Date :08/08/2012
(87) International Publication No :WO 2013/022047
(61) Patent of Addition to Application Number :NA
Filing Date :NA
(62) Divisional to Application Number :NA
Filing Date :NA

(71)**Name of Applicant :**
1)TAKEDA PHARMACEUTICAL COMPANY LIMITED
Address of Applicant :1 1 Doshomachi 4 chome Chuo ku Osaka shi Osaka 5410045 Japan
(72)**Name of Inventor :**
1)TOMITA Naoki
2)KAJII Shigeo
3)CARY Douglas Robert
4)TOMITA Daisuke
5)IMAMURA Shinichi
6)TSUCHIDA Ken
7)MATSUDA Satoru
8)HARA Ryujiro

(57) Abstract :
The present invention provides a compound having a lysine-specific demethylase 1 inhibitory action, and useful as a medicament such as a prophylactic or therapeutic agent for cancer, and central nervous system diseases, and the like. The present invention relates to a compound represented by the 10 formula wherein A is a hydrocarbon group or heterocyclic group optionally having substituent (s); R is H, a hydrocarbon group or heterocyclic group optionally having substituent(s); A and R are optionally bonded to each other to form a ring optionally having substituent (s); Q and Q are each a hydrogen atom or a substituent; Q and Q, and Q and Q, are each optionally bonded to each other to form a ring optionally having substituent(s); X is H, an acyclic hydrocarbon group or saturated cyclic group optionally having substituent(s); Y \ Yand Y are each H, a hydrocarbon group or heterocyclic group optionally having substituent (s) ; X and Y, and Y and Y, are each optionally bonded to each other to form a ring optionally having substituent (s) ; and Z, Z and Z are each H or a substituent, or a salt thereof.

No. of Pages : 230 No. of Claims : 18

(12) PATENT APPLICATION PUBLICATION
(21) Application No.1346/DELNP/2014 A
(19) INDIA
(22) Date of filing of Application :21/02/2014
(43) Publication Date : 20/05/2016

(54) Title of the invention : APPARATUS METHOD AND ARTICLE FOR PROVIDING VEHICLE DIAGNOSTIC DATA

(51) International classification :B60L11/18,H02J7/00
(31) Priority Document No :61/511900
(32) Priority Date :26/07/2011
(33) Name of priority country :U.S.A.
(86) International Application No :PCT/US2012/048354
Filing Date :26/07/2012
(87) International Publication No :WO 2013/016545
(61) Patent of Addition to Application Number :NA
Filing Date :NA
(62) Divisional to Application Number :NA
Filing Date :NA

(71)**Name of Applicant :**
1)GOGORO INC.
Address of Applicant :Walker House 87 Mary Street George Town Grand Cayman KY1 9005 Cayman Island
(72)**Name of Inventor :**
1)CHEN Ching
2)LUKE Hok Sum Horace
3)TAYLOR Matthew Whiting
4)WU Yi Tsung

(57) Abstract :
A network of collection charging and distribution machines collects charges and distributes portable electrical energy storage devices (e.g. batteries supercapacitors or ultracapacitors). Vehicle diagnostic data of a vehicle using the portable electrical energy storage device is stored on a diagnostic data storage system of the portable electrical energy storage device during use of a respective portable electrical energy storage device by a respective vehicle. Once the user places the portable electrical energy storage device in the collection charging and distribution machine or comes within wireless communications range of a collection charging and distribution machine a connection is established between the collection charging and distribution machine and the portable electrical energy storage device. The collection charging and distribution machine then reads vehicle diagnostic data stored on the diagnostic data storage system of the portable electrical energy storage device and provides information regarding the diagnostic data.

No. of Pages : 62 No. of Claims : 40

(12) PATENT APPLICATION PUBLICATION
(21) Application No.2599/DEL/2005 A
(19) INDIA
(22) Date of filing of Application :27/09/2005
(43) Publication Date : 20/05/2016

(54) Title of the invention : A NOVEL PH SENSITINE MACROMER BASED COPOYMER AND A PROCESS FOR THE PREPARATION THEREOF

(51) International classification :C08F
(31) Priority Document No :NA
(32) Priority Date :NA
(33) Name of priority country :NA
(86) International Application No :NA
Filing Date :NA
(87) International Publication No : NA
(61) Patent of Addition to Application Number :NA
Filing Date :NA
(62) Divisional to Application Number :NA
Filing Date :NA

(71)**Name of Applicant :**
1)COUNCIL OF SCIENTIFIC INDUSTRIAL RESEARCH
Address of Applicant :ANUSANDHAN BHAWAN RAFI MARG NEW DELHI-110001 INDIA. Delhi India
(72)**Name of Inventor :**
1)SUVARNAPATHAKI RUPALI KEDAR
2)KULKARNI MOHAN GOPALKRISHNA

(57) Abstract :
The present invention discloses a novel pH sensitive copolymer synthesized from lactide macromers and basic monomers. This composition comprises an acrylate or methacrylate ester of low molecular weight oligomeric lactide copolymerized with basic monomer. These copolymers show pH sensitive dissolution behavior which can be exploited for pharmaceutical applications.

No. of Pages : 20 No. of Claims : 20

(12) PATENT APPLICATION PUBLICATION
(19) INDIA
(22) Date of filing of Application :08/08/2013
(21) Application No.7100/DELNP/2013 A
(43) Publication Date : 20/05/2016

(54) Title of the invention : GLYCINE TRANSPORT INHIBITOR

(51) International classification :C07D401/04,A61K31/4439,A61K31/444
(31) Priority Document No :2011035169
(32) Priority Date :21/02/2011
(33) Name of priority country :Japan
(86) International Application No :PCT/JP2012/054110
Filing Date :21/02/2012
(87) International Publication No :WO 2012/115097
(61) Patent of Addition to Application Number :NA
Filing Date :NA
(62) Divisional to Application Number :NA
Filing Date :NA

(71)**Name of Applicant :**
1)TAISHO PHARMACEUTICAL CO. LTD.
Address of Applicant :24 1 Takada 3 chome Toshima ku Tokyo 1708633 Japan
(72)**Name of Inventor :**
1)MORIYA Minoru
2)OHTA Hiroshi
3)YAMAMOTO Shuji
4)ABE Kumi
5)ARAKI Yuko
6)SUN Xiang Min
7)WAKASUGI Daisuke

(57) Abstract :
The present invention relates to a novel compound represented by formula [I] or a pharmacologically-permitted salt thereof. This compound, on the basis of the glycine-uptake-inhibiting effect thereof, is useful in the prevention or therapy of disorders such as schizophrenia, Alzheimers disease, cognitive impairment, dementia, anxiety disorders (generalized anxiety disorder, panic disorder, obsessive-compulsive disorder, social anxiety disorder, posttraumatic stress disorder, specific phobias, acute stress disorder, and the like), depression, drug dependence, seizures, tremors, pain, Parkinsons disease, attention-deficit hyperactivity disorder, bipolar disorder, eating disorders, or sleep disorders.

No. of Pages : 96 No. of Claims : 16

(12) PATENT APPLICATION PUBLICATION
(19) INDIA
(22) Date of filing of Application :30/07/2013
(21) Application No.6774/DELNP/2013 A
(43) Publication Date : 20/05/2016

(54) Title of the invention : INORGANIC COMPOSITION FOR TRANSFERRING MICRO RELIEF STRUCTURE

(51) International classification	:C08L83/04,C08K5/057,C08K5/5415
(31) Priority Document No	:2011137449
(32) Priority Date	:21/06/2011
(33) Name of priority country	:Japan
(86) International Application No	:PCT/JP2012/065456
Filing Date	:18/06/2012
(87) International Publication No	:WO 2012/176716
(61) Patent of Addition to Application Number	:NA
Filing Date	:NA
(62) Divisional to Application Number	:NA
Filing Date	:NA

(71)**Name of Applicant :**
1)ASAHI KASEI KABUSHIKI KAISHA
Address of Applicant :3 23 Nakanoshima 3 Chome Kita ku Osaka shi Osaka 5308205 Japan
(72)**Name of Inventor :**
1)KOIKE Jun

(57) Abstract :
The present invention provides an inorganic composition for transferring a micro-relief structure, whereby it is possible to create by employing a suitable transfer step a micro-relief structure configured from an inorganic substance of which the refraction index can be adjusted. This composition contains a silicone compound and at least two types of metal alkoxides, wherein the metal alkoxides are a metal alkoxide having a Si metal and a metal alkoxide having an M1 metal (M1 being at least one metal element selected from among Ti, Zr, Zn, Sn, B, In, and Al). In the composition, the ratio between the mol concentration (CM1) of the metal alkoxide having an M1 metal and the mol concentration (CSi) of the metal alkoxide having a Si metal satisfies the following formula (1): $0.2 \leq CM1/CSi \leq 24$.

No. of Pages : 181 No. of Claims : 16

(12) PATENT APPLICATION PUBLICATION
(19) INDIA
(22) Date of filing of Application :03/08/2013
(21) Application No.6930/DELNP/2013 A
(43) Publication Date : 20/05/2016

(54) Title of the invention : PEST CONTROL MATERIALS

(51) International classification :A01K13/00,A01M1/18,A45F3/52
(31) Priority Document No :1100621.0
(32) Priority Date :14/01/2011
(33) Name of priority country :U.K.
(86) International Application No :PCT/EP2012/050532
Filing Date :13/01/2012
(87) International Publication No :WO 2012/095533
(61) Patent of Addition to Application Number :NA
Filing Date :NA
(62) Divisional to Application Number :NA
Filing Date :NA

(71)**Name of Applicant :**
1)INSECTSHIELD LIMITED
Address of Applicant :Centre for Technical Textiles University of Leeds Woodhouse Lane Leeds Yorkshire LS2 9JT U.K.
(72)**Name of Inventor :**
1)RUSSELL Stephen John
2)ALEXANDER John Bruce

(57) Abstract :
An open mesh insect control material is described which comprises an insect contact surface (2) an internal surface apertures (3) communicating both surfaces and a plurality of filamentous projections (5) protruding from the insect contact surface (2) the projections (5) at least partly occlude the apertures (3). The structure is suitable for use in pest control especially as a mosquito net.

No. of Pages : 44 No. of Claims : 44

(12) PATENT APPLICATION PUBLICATION
(19) INDIA
(22) Date of filing of Application :03/08/2013
(21) Application No.6931/DELNP/2013 A
(43) Publication Date : 20/05/2016

(54) Title of the invention : PUMP UNIT FOR A HIGH PRESSURE PUMP

(51) International classification :F02M59/10,F02M59/44,F02M59/32
(31) Priority Document No :10 2011 003 396.3
(32) Priority Date :31/01/2011
(33) Name of priority country :Germany
(86) International Application No :PCT/EP2012/051409
Filing Date :30/01/2012
(87) International Publication No :WO 2012/104236
(61) Patent of Addition to Application Number :NA
Filing Date :NA
(62) Divisional to Application Number :NA
Filing Date :NA

(71)**Name of Applicant :**
1)CONTINENTAL AUTOMOTIVE GMBH
Address of Applicant :Vahrenwalder Strae 9 30165 Hannover Germany
(72)**Name of Inventor :**
1)ABSMEIER Michael
2)GEBHARDT Xaver
3)LYUBAR Anatoliy
4)STEGEMANN Danica

(57) Abstract :
The pump unit (10) comprises a pump housing (15) having a low pressure inlet (17) and a high pressure outlet (19). A working medium is fed via the low pressure inlet (17) to a working chamber (20) which is formed in the pump housing (15). The working medium is discharged from the working chamber (20) via the high pressure outlet (19). Furthermore the pump unit (10) comprises a pump piston channel (36) which is formed in the pump housing (15) and has a longitudinal axis (L1). The pump unit (10) has a first pump piston (32) which is arranged movably along the longitudinal axis (L1) in the pump piston channel (36) and is coupled hydraulically to the working chamber (20). Furthermore the pump unit (10) has a second pump piston (32) which is arranged movably along the longitudinal axis (L1) in the pump piston channel (36) and is coupled hydraulically via a compensation volume (100) to the first pump piston (32) wherein the compensation volume (100) is coupled hydraulically to a compensation unit (110) which is configured to adapt the compensation volume (100) in a manner which is dependent on a pressure in the working chamber (20).

No. of Pages : 25 No. of Claims : 10

(12) PATENT APPLICATION PUBLICATION
(19) INDIA
(22) Date of filing of Application :14/08/2013
(21) Application No.7228/DELNP/2013 A
(43) Publication Date : 20/05/2016

(54) Title of the invention : TOOL WITH INTEGRATED NAVIGATION AND GUIDANCE SYSTEM AND RELATED APPARATUS AND METHODS

(51) International classification	:G01B21/00,A61B17/15,A61B17/17
(31) Priority Document No	:61/444558
(32) Priority Date	:18/02/2011
(33) Name of priority country	:U.S.A.
(86) International Application No	:PCT/CA2012/050098
Filing Date	:17/02/2012
(87) International Publication No	:WO 2012/109760
(61) Patent of Addition to Application Number	:NA
Filing Date	:NA
(62) Divisional to Application Number	:NA
Filing Date	:NA

(71)**Name of Applicant :**
1)TRAUMIS SURGICAL SYSTEMS INC.
Address of Applicant :1950 Graveley Street Vancouver British Columbia V5L 3B4 Canada
(72)**Name of Inventor :**
1)INKPEN Kevin Bryant
2)HODGSON Antony John
3)GUY Pierre
4)ATSMA Willem J.
5)LAVALLEE Stephane
6)STIEHL James B.

(57) Abstract :
Methods and apparatus for integrating an electromagnetic navigation system and a tool and aligning the tool with a target are presented including a sensor tool a tool a field generator a display and a computer. The sensor tool attaches to a target component in a unique position relative to target features. The field generator is fixed relative to the tool except in rotation about a tool axis. The display is adjustably mounted to the tool and automatically adjusts image parameters. Target registration and error compensation methods are provided. The system detects magnetic field and signal disturbances that may lead to inaccurate navigation filters navigation data and adjusts filtering parameters based on detected conditions. Apparatus for proximally locking anIM nail such that a clear passage through the cannulation of the nail is maintained are provided.

No. of Pages : 177 No. of Claims : 131

(12) PATENT APPLICATION PUBLICATION
(21) Application No.2189/DELNP/2015 A
(19) INDIA
(22) Date of filing of Application :18/03/2015
(43) Publication Date : 20/05/2016

(54) Title of the invention : METHOD AND APPARATUS FOR ACQUIRING MULTIMEDIA DATA STREAM

(51) International classification :H04N5/232
(31) Priority Document No :201410403536.8
(32) Priority Date :15/08/2014
(33) Name of priority country :China
(86) International Application No :PCT/CN2015/071881
Filing Date :30/01/2015
(87) International Publication No :WO 2016/023344
(61) Patent of Addition to Application Number :NA
Filing Date :NA
(62) Divisional to Application Number :NA
Filing Date :NA

(71)**Name of Applicant :**
1)XIAOMI INC.
Address of Applicant :Floor 13 Rainbow City Shopping Mall of China Resources No. 68 Qinghe Middle Street Haidian District Beijing 100085 China
(72)**Name of Inventor :**
1)LI Feiyun
2)GAO Ziguang
3)CHEN Hao

(57) Abstract :
The disclosure relates to the technical field of terminals. Disclosed are a method and apparatus for acquiring a multimedia data stream. The method comprises: when a preset triggering event is triggered establishing a Socket connection with a target camera device; when a preview starting event is detected sending to the target camera device through the Socket connection a command of transmitting a multimedia data stream; and receiving the multimedia data stream transmitted by the target camera device and displaying the multimedia data stream in a specified preview interface. A Socket connection with a target camera device is established when a preset triggering event is triggered a command of transmitting a multimedia data stream is delivered through the Socket connection when a preview starting event is detected and the multimedia data stream transmitted by the target camera device is received and displayed. When a user performs preview the user acquires through the pre established Socket connection content shot by the target camera device; therefore the real time performance of preview and the efficiency of controlling the target camera device are improved and the delay caused after a preview operation is reduced.

No. of Pages : 25 No. of Claims : 13

(12) PATENT APPLICATION PUBLICATION
(19) INDIA
(22) Date of filing of Application :15/11/2014
(21) Application No.3306/DEL/2014 A
(43) Publication Date : 20/05/2016

(54) Title of the invention : WASHING MACHINE WITH A SHOE CLEANING ASSEMBLY

(51) International classification :A47L23/00
(31) Priority Document No :NA
(32) Priority Date :NA
(33) Name of priority country :NA
(86) International Application No :NA
Filing Date :NA
(87) International Publication No : NA
(61) Patent of Addition to Application Number :NA
Filing Date :NA
(62) Divisional to Application Number :NA
Filing Date :NA

(71)**Name of Applicant :**
1)LG ELECTRONICS INC.
Address of Applicant :20 Yeouido-dong, Yeongdeungpo-gu, Seoul 150-721, Republic of Korea Republic of Korea
(72)**Name of Inventor :**
1)GAUTAM NAGRAJ
2)CHIDAMBARAN RAJENDRAN SENTHIL KUMAR

(57) Abstract :
The present invention relates to a shoe cleaning apparatus (200) for a top loading washing machine (100), wherein the shoe cleaning apparatus (200) is removably affixed or attached on the inside of the inner basket (104) of the washing machine (100). The shoe cleaning apparatus (200) keeps shoes intact in a sliding position and thereby facilitates effective and uniform cleaning of shoes. Figure 2

No. of Pages : 16 No. of Claims : 7

(12) PATENT APPLICATION PUBLICATION
(19) INDIA
(22) Date of filing of Application :08/05/2013
(21) Application No.4098/DELNP/2013 A
(43) Publication Date : 20/05/2016

(54) Title of the invention : ENZYMATIC PERACID GENERATION FOR USE IN HAIR CARE PRODUCTS

(51) International classification :A61K8/38,A61K8/35,A61K8/66
(31) Priority Document No :61/424847
(32) Priority Date :20/12/2010
(33) Name of priority country :U.S.A.
(86) International Application No :PCT/US2011/065908
Filing Date :19/12/2011
(87) International Publication No:WO 2012/087968
(61) Patent of Addition to Application Number :NA
Filing Date :NA
(62) Divisional to Application Number :NA
Filing Date :NA

(71)**Name of Applicant :**
1)E. I. DU PONT DE NEMOURS AND COMPANY
Address of Applicant :1007 Market Street Wilmington Delaware 19898 U.S.A.
(72)**Name of Inventor :**
1)CHISHOLM Dexter A.
2)CUI Xiumin
3)CUNNINGHAM Scott D.
4)DICOSIMO Robert
5)FAHNESTOCK Stephen R.
6)GRUBER Tanja Maria
7)HUANG Yongqing
8)JIANG Xueping
9)PARTHASARATHY Anju
10)PAYNE Mark S.
11)ROUVIERE Pierre E.
12)WANG Hong

(57) Abstract :
Disclosed herein are compositions and methods to treat hair with a peracid based benefit agent. The peracid benefit agent can be used for hair bleaching hair weakening hair removal hair waiving hair straightening or any combination thereof. The peracid may be enzymatically generated from a carboxylic acid ester substrate using an enzyme having perhydrolytic activity (perhydrolase) in the presence of a source of peroxygen. A fusion protein comprising the perhydrolase coupled to a hair binding domain either directly or through an optional linker may be used to target the perhydrolytic activity to the hair surface.

No. of Pages : 412 No. of Claims : 58

(12) PATENT APPLICATION PUBLICATION
(19) INDIA
(22) Date of filing of Application :21/08/2013
(21) Application No.7381/DELNP/2013 A
(43) Publication Date : 20/05/2016

(54) Title of the invention : FLUORO PYRIDINONE DERIVATIVES USEFUL AS ANTIBACTERIAL AGENTS

(51) International classification :C07D213/64,C07D213/69,C07D401/04
(31) Priority Document No :61/449825
(32) Priority Date :07/03/2011
(33) Name of priority country :U.S.A.
(86) International Application No :PCT/IB2012/050812
Filing Date :22/02/2012
(87) International Publication No :WO 2012/120397
(61) Patent of Addition to Application Number :NA
Filing Date :NA
(62) Divisional to Application Number :NA
Filing Date :NA

(71)**Name of Applicant :**
1)PFIZER INC.
Address of Applicant :235 East 42nd Street New York New York 10017 U.S.A.
(72)**Name of Inventor :**
1)BROWN Mathew Frank
2)CHE Ye
3)MELNICK Michael Joseph
4)MONTGOMERY Justin Ian
5)PLUMMER Mark Stephen
6)PRICE Loren Michael
7)REILLY Usa

(57) Abstract :
The present invention is directed to a new class of hydroxamic acid derivatives, their use as LpxC inhibitors and,more specifically, their use to treat bacterial infections.

No. of Pages : 109 No. of Claims : 14

(12) PATENT APPLICATION PUBLICATION
(19) INDIA
(22) Date of filing of Application :21/08/2013
(21) Application No.7384/DELNP/2013 A
(43) Publication Date : 20/05/2016

(54) Title of the invention : POLYURETHANES, POLYURETHANE (UREAS)

(51) International classification :C08G 18/32
(31) Priority Document No :11/303,671
(32) Priority Date :16/12/2005
(33) Name of priority country :U.S.A.
(86) International Application No :PCT/US2006/046634
Filing Date :06/12/2006
(87) International Publication No :WO 2007/078549
(61) Patent of Addition to Application Number :NA
Filing Date :NA
(62) Divisional to Application Number :4578/DELNP/2008
Filed on :28/05/2008

(71)**Name of Applicant :**
1)PPG INDUSTRIES OHIO, INC.
Address of Applicant :3800 WEST 143TH STREET, CLEVELAND, OHIO 44111, USA U.S.A.
(72)**Name of Inventor :**
1)BOJKOVA, NINA, V.
2)ROBINSON, DARYL, J.
3)RUKAVINA, THOMAS, G.

(57) Abstract :
The present invention relates to polyurethanes, polyurethane(urea) sulfur-containing polyurethanes, sulfur-containing polyurethane (urea) and methods for their preparation. Polyurethanes of the present invention can be prepared by combining polvisocyanate; trifunctional or higher-functional polyol having molecular weight of less than or equal to 200 grams/mole; and diol having molecular weight of less than or equal to 200 grams/mole. Polyurethane(urea) of the present invention can be prepared by combining polyisocyanate; trifunctional or higher-functional polyol diol and diamine. Sulfur-containing polyurethanes of the present invention can be prepared by combining polyisocyanate and/or polyisothiocyanate; trifunctional or higher-functional polyol having molecular weight of less than or equal to 200 grams/mole, and/or trifunctional or higher-functional polythiol having molecular weight of less than or equal to 600 grams/mole; and diol having molecular weight of less than or equal to 200 grams/mole and/or dithiol having molecular weight of less than or equal to 600 grams/mole. Sulfur-containing polyurethane(urea) of the present invention can be prepared by combining (a) polyisocyanate and/or polyisothiocyanate; (b) trifunctional or higher-functional (c) polyol and/or trifunctional or higher-functional polythiol and diol and/or dithiol and/or dithiol oligomer and (d) diamine wherein at least one of (a), (b), (c) and (d) is sulfur-containing.

No. of Pages : 72 No. of Claims : 9

(12) PATENT APPLICATION PUBLICATION
(19) INDIA
(22) Date of filing of Application :15/07/2013
(21) Application No.6301/DELNP/2013 A
(43) Publication Date : 20/05/2016

(54) Title of the invention : HIGHLY PENETRATING COMPOSITIONS AND METHODS FOR TREATING PATHOGEN INDUCED DISORDERED TISSUES

(51) International classification :A61K31/14,A61K31/245,A61K45/06
(31) Priority Document No :13/012719
(32) Priority Date :24/01/2011
(33) Name of priority country :U.S.A.
(86) International Application No :PCT/US2012/021877
Filing Date :19/01/2012
(87) International Publication No :WO 2012/102936
(61) Patent of Addition to Application Number :NA
Filing Date :NA
(62) Divisional to Application Number :NA
Filing Date :NA

(71)**Name of Applicant :**
1)QUADEX PHARMACEUTICALS LLC
Address of Applicant :Suite 380 7070 Union Park Center Midvale UT 84047 U.S.A.
(72)**Name of Inventor :**
1)JOHNSON B. Ron
2)MCCARTHY James P.

(57) Abstract :
Compositions and methods for treating disordered tissues such as caused by pathogens and/or by toxins. The treatment compositions include an anti infective active agent a liquid carrier and benzocaine in an amount so that the treatment composition penetrates more quickly into disordered tissue compared to the treatment composition in the absence of the benzocaine. In addition the benzocaine can increase residence time of the anti infective active in the treatment area. The preferred anti infective active agent can be an organohalide such as a quaternary ammonium halide compound an example of which is benzalkonium chloride. The treatment compositions and methods may employ the use of an applicator adapted for use in promoting penetration of the treatment composition and/or agitation of the disordered tissue to further enhance penetration.

No. of Pages : 88 No. of Claims : 53

(12) PATENT APPLICATION PUBLICATION
(21) Application No.6769/DELNP/2013 A
(19) INDIA
(22) Date of filing of Application :30/07/2013
(43) Publication Date : 20/05/2016

(54) Title of the invention : LIQUID PHASE SEPARATION OF PLASMID DNA ISOFORMS AND TOPOISOMERS

(51) International classification :B01D15/38,C12N15/10
(31) Priority Document No :11156235.1
(32) Priority Date :28/02/2011
(33) Name of priority country :EPO
(86) International Application No :PCT/EP2012/053241
Filing Date :27/02/2012
(87) International Publication No :WO 2012/116945
(61) Patent of Addition to Application Number :NA
Filing Date :NA
(62) Divisional to Application Number :NA
Filing Date :NA

(71)**Name of Applicant :**
1)BOEHRINGER INGELHEIM RCV GMBH & CO KG
Address of Applicant :Dr. Boehringer Gasse 5 11 A 1121 Wien Austria
(72)**Name of Inventor :**
1)L„MMERHOFER Michael
2)LINDNER Wolfgang
3)MAHUT Marek

(57) Abstract :
The invention relates to the use of material comprising a carbamoyl-decorated anion-exchanger ligandwherein a cationic group (C), and a hydrogen donor group (N-H), are connected by a spacer with a length between 3 to 5 atoms, immobilized onto or embedded into a heterogeneous matrix, for the separation of isoforms, topoisomers, oligomeric and multimeric forms of plasmid DNA (p DNA).

No. of Pages : 62 No. of Claims : 21

(12) PATENT APPLICATION PUBLICATION
(21) Application No.7235/DELNP/2014 A
(19) INDIA
(22) Date of filing of Application :28/08/2014
(43) Publication Date : 20/05/2016

(54) Title of the invention : RICE TRANSPLANTER MOUNTED LIQUID REAGENT APPLICATION DEVICE AND METHOD OF APPLYING LIQUID REAGENT DURING RICE PLANTING USING SAME

(51) International classification :A01C23/00
(31) Priority Document No :201210064117.7
(32) Priority Date :12/03/2012
(33) Name of priority country :China
(86) International Application No :PCT/CN2013/071638
Filing Date :18/02/2013
(87) International Publication No :WO 2013/135126
(61) Patent of Addition to Application Number :NA
Filing Date :NA
(62) Divisional to Application Number :NA
Filing Date :NA

(71)**Name of Applicant :**
1)YAMATO NOHJI CO. LTD.
Address of Applicant :Ranje Aoyama 712 1 4 1 Kita Aoyama Minato ku Tokyo 107 0061 Japan
2)BAYER CROPSCIENCE AG
(72)**Name of Inventor :**
1)KAMOCHI Atsumi
2)OSHIMA Akihisa
3)YOU Zhenguo
4)SUN Bo
5)YAMADA Masahiro
6)NEMOTO Masahisa

(57) Abstract :
A device for distributing and discharging a liquid reagent provided. The device comprise a tank (10) storing the liquid reagent; a pump (12) draws the liquid reagent from the tank (10); a pipeline connected to the pump (12) to carry the liquid reagent drawn by the pump (12); a distribution unit (20) connected to the pipeline (16) to distribute and discharge the liquid reagent carried by the pipeline (16); and a mechanism that receives the liquid reagent carried by the pipeline (14) and captures air contained in the received liquid reagent. A method of applying a liquid reagent to control pests fungi and/or weeds during rice planting using the device for distributing and discharging a liquid reagent. The method comprising: applying the liquid reagent though the distribution unit (20) and into one or more spaces between a plurality of hilling in which seeding are planted.

No. of Pages : 93 No. of Claims : 30

(12) PATENT APPLICATION PUBLICATION
(19) INDIA
(22) Date of filing of Application :28/08/2014
(21) Application No.7239/DELNP/2014 A
(43) Publication Date : 20/05/2016

(54) Title of the invention : PLANT TRANSACTIVATION INTERACTION MOTIFS AND USES THEREOF

(51) International classification :A01H5/00,C07K19/00,C12N15/62
(31) Priority Document No :61/594245
(32) Priority Date :02/02/2012
(33) Name of priority country :U.S.A.
(86) International Application No :PCT/US2013/024452
Filing Date :01/02/2013
(87) International Publication No :WO 2013/116731
(61) Patent of Addition to Application Number :NA
Filing Date :NA
(62) Divisional to Application Number :NA
Filing Date :NA

(71)**Name of Applicant :**
1)DOW AGROSCIENCES LLC
Address of Applicant :9330 Zionsville Rd. Indianapolis Indiana 46268 U.S.A.
(72)**Name of Inventor :**
1)PETOLINO Joseph
2)LI Jianquan
3)EVANS Steven L.
4)BLUE Ryan C.

(57) Abstract :
This disclosure concerns compositions and methods for increasing the expression of a polynucleotide of interest. Some embodiments concern novel transactivation polypeptides and variants thereof that have been identified in plants and methods of using the same. Particular embodiments concern the use of at least one DNA binding polypeptide in a fusion protein to target at least one transactivation polypeptide or variant thereof to a specific binding site on a nucleic acid comprising the polynucleotide of interest such that its expression may be increased.

No. of Pages : 166 No. of Claims : 65

(12) PATENT APPLICATION PUBLICATION
(19) INDIA
(22) Date of filing of Application :31/01/2014
(21) Application No.739/DELNP/2014 A
(43) Publication Date : 20/05/2016

(54) Title of the invention : DEVICE AND METHOD FOR PREPARING OLIVE PASTE FOR OIL EXTRACTION

(51) International classification :B02C2/04,B02C18/30,C11B1/06
(31) Priority Document No :13/195039
(32) Priority Date :01/08/2011
(33) Name of priority country :U.S.A.
(86) International Application No :PCT/IL2012/050268
Filing Date :24/07/2012
(87) International Publication No :WO 2013/018089
(61) Patent of Addition to Application Number :NA
Filing Date :NA
(62) Divisional to Application Number :NA
Filing Date :NA

(71)**Name of Applicant :**
1)OLIVE X-PRESS LTD
Address of Applicant :44A Hashikmin Street 45201 Hod Hasharon Israel
(72)**Name of Inventor :**
1)TURGEMAN Eric
2)GERSHONY Yariv

(57) Abstract :
A device and method for processing aggregate material in particular for preparing olive paste for the extraction of oil. The device comprises a housing (19) having an inlet (12) for receiving aggregate material a driving shaft (15) coinciding with the central longitudinal axis of the housing a crushing drum (55) mounted on an eccentric segment of the driving shaft free to rotate thereabout and a final grinder (80) located downstream the crushing drum.

No. of Pages : 33 No. of Claims : 18

(12) PATENT APPLICATION PUBLICATION
(21) Application No.7101/DELNP/2013 A
(19) INDIA
(22) Date of filing of Application :08/08/2013
(43) Publication Date : 20/05/2016

(54) Title of the invention : METHOD FOR PRODUCING SOLID MATTER FROM SACCHARIDE SOLUTION AND SOLID MATTER

(51) International classification :C12P19/12,C07H3/04
(31) Priority Document No :2011027216
(32) Priority Date :10/02/2011
(33) Name of priority country :Japan
(86) International Application No :PCT/JP2012/052070
Filing Date :31/01/2012
(87) International Publication No :WO 2012/108293
(61) Patent of Addition to Application Number :NA
Filing Date :NA
(62) Divisional to Application Number :NA
Filing Date :NA

(71)**Name of Applicant :**
1)MITSUI SUGAR CO. LTD.
Address of Applicant :8 2 Nihonbashi Honcho 2 chome Chuo ku Tokyo 1038423 Japan
(72)**Name of Inventor :**
1)OKUNO Masahiro
2)MIYASAKA Kiyoaki

(57) Abstract :
The purpose of the present invention is to provide a method for producing a solid matter from a saccharide solution containing isomaltulose. A method wherein a sucrose solution is treated with an enzyme, which is capable of synthesizing isomaltulose from sucrose, to give an isomaltulose-containing saccharide solution and then a solid matter is produced from the saccharide solution, said method comprising: heating the saccharide solution to thereby adjust the solid content of the saccharide solution to 77-96 mass%; subjecting the thus adjusted solution to a crystal nucleation treatment by applying a shear force thereto while maintaining the same at 65-120°C; and then cooling the treated matter thus obtained.

No. of Pages : 47 No. of Claims : 6

(12) PATENT APPLICATION PUBLICATION
(19) INDIA
(22) Date of filing of Application :08/08/2013
(21) Application No.7102/DELNP/2013 A
(43) Publication Date : 20/05/2016

(54) Title of the invention : VEHICLE BRAKE DEVICE

(51) International classification :B60T8/17,B60T8/171,B60T8/172
(31) Priority Document No :2011037335
(32) Priority Date :23/02/2011
(33) Name of priority country :Japan
(86) International Application No :PCT/JP2012/053029
Filing Date :03/02/2012
(87) International Publication No :WO 2012/114893
(61) Patent of Addition to Application Number :NA
Filing Date :NA
(62) Divisional to Application Number :NA
Filing Date :NA

(71)**Name of Applicant :**
1)TOYOTA JIDOSHA KABUSHIKI KAISHA
Address of Applicant :1 Toyota cho Toyota shi Aichi 4718571 Japan
(72)**Name of Inventor :**
1)WATANABE Yoshinori
2)MATSUBAYASHI Hiroyuki
3)KATO Hidehisa

(57) Abstract :
To provide a vehicle brake device capable of appropriately updating the zero point correction value of a pressure sensor for detecting a master cylinder pressure. In a vehicle brake device 20 having a hydraulic pressure sensor 40 for detecting an output value corresponding to the pressure of a fluid pressure adjusted by a master cylinder 23 and a master cylinder pressure calculating unit 52 for storing the output value of the hydraulic pressure sensor 40 at which the pressure of the master cylinder 23 becomes 0 as a zero point correction value and calculating a master cylinder pressure by correcting the output value of the hydraulic pressure sensor 40 based on the zero point correction value the vehicle brake device 20 has a zero point correction value updating unit 54 for setting when the output value detected by the hydraulic pressure sensor 40 is smaller than the zero point correction value stored in the master cylinder pressure calculating unit 52 the output value as a new zero point correction value and updating the zero point correction value.

No. of Pages : 36 No. of Claims : 5

(12) PATENT APPLICATION PUBLICATION
(19) INDIA
(22) Date of filing of Application :08/08/2013
(21) Application No.7103/DELNP/2013 A
(43) Publication Date : 20/05/2016

(54) Title of the invention : INTERMEDIATE TRANSFER MEMBERS

(51) International classification :B41J11/04,B41J13/02
(31) Priority Document No :NA
(32) Priority Date :NA
(33) Name of priority country :NA
(86) International Application No :PCT/US2011/027420
Filing Date :07/03/2011
(87) International Publication No :WO 2012/121702
(61) Patent of Addition to Application Number :NA
Filing Date :NA
(62) Divisional to Application Number :NA
Filing Date :NA

(71)**Name of Applicant :**
1)HEWLETT PACKARD DEVELOPMENT COMPANY L.P.
Address of Applicant :11445 Compaq Center Drive West Houston Texas 77070 U.S.A.
(72)**Name of Inventor :**
1)SORIA Meir
2)RUDOY Yevgenia
3)SLIVNIAK Raia
4)RAVIV Oshra

(57) Abstract :
The present disclosure provides for an intermediate transfer member for receiving an ink image from a first surface and transferring it to a second surface comprising: a base; a rubber layer disposed on the base; a primer disposed on the rubber layer and comprising an aminofunctional organic compound a photoinitiator and a catalyst; and a release layer disposed on the primer wherein the release layer comprises a silicone polymer capable of being cured by the catalyst.

No. of Pages : 26 No. of Claims : 15

(12) PATENT APPLICATION PUBLICATION
(19) INDIA
(22) Date of filing of Application :31/01/2014
(21) Application No.740/DELNP/2014 A
(43) Publication Date : 20/05/2016

(54) Title of the invention : DISPENSER LOCKOUT MECHANISM

(51) International classification :A47K5/12,A47K5/00
(31) Priority Document No :13/195990
(32) Priority Date :02/08/2011
(33) Name of priority country :U.S.A.
(86) International Application No :PCT/US2012/049279
Filing Date :02/08/2012
(87) International Publication No :WO 2013/019925
(61) Patent of Addition to Application Number :NA
Filing Date :NA
(62) Divisional to Application Number :NA
Filing Date :NA

(71)**Name of Applicant :**
1)GOJO INDUSTRIES INC.
Address of Applicant :One GOJO Plaza Suite 500 P.O. Box 991 Akron Ohio 44309 U.S.A.
(72)**Name of Inventor :**
1)CIAVARELLA Nick
2)HAYES David

(57) Abstract :
A product dispensing system includes a locking mechanism to prevent actuation of the system absent an authorized product refill unit. More specifically the dispensing system includes a housing and an actuator (24)slidably secured within the housing and including at least one locking post (28) extending therefrom. The actuator is adapted to actuate a pump to cause dispensing of a product. A release ring (48) is rotatably secured within the housing and includes at least one locking post (50) extending therefrom and aligned with the locking post of the actuator. The release ring also includes at least one ramped surface. The locking posts of the actuator and release ring engage one another in a locked position to prevent actuation of the dispensing system and the release ring is adapted to be rotated to an unlocked position upon insertion of an authorized refill unit.

No. of Pages : 22 No. of Claims : 20

(12) PATENT APPLICATION PUBLICATION
(19) INDIA
(22) Date of filing of Application :04/06/2013
(21) Application No.4976/DELNP/2013 A
(43) Publication Date : 20/05/2016

(54) Title of the invention : LIQUID DISPENSING ORAL CARE IMPLEMENT WITH LOW PROFILE PUMP

(51) International classification :A46B11/00
(31) Priority Document No :NA
(32) Priority Date :NA
(33) Name of priority country :NA
(86) International Application No :PCT/US2010/061950
Filing Date :23/12/2010
(87) International Publication No :WO 2012/087322
(61) Patent of Addition to Application Number :NA
Filing Date :NA
(62) Divisional to Application Number :NA
Filing Date :NA

(71)**Name of Applicant :**
1)COLGATE PALMOLIVE COMPANY
Address of Applicant :300 Park Avenue New York NY 10022 U.S.A.
(72)**Name of Inventor :**
1)WU Donghui
2)GATZEMEYER John J.

(57) Abstract :
A fluid dispensing oral care implement having a low profile pump includes a head a reservoir for storing an oral care fluid at least one liquid outlet in the head and a pump. The pump includes a flexible membrane movable between alternating pump intake and discharge motions. The pump includes inlet and outlet flap valves which may be formed integrally from portions of the membrane. In one embodiment the valves are integrally formed in the membrane as flexible cantilevered tabs movable between open and closed positions. In some embodiments the pump may be mounted in the toothbrush head or forms the head. In some embodiments the pump may be disposed in a neck or a handle portion of the toothbrush.

No. of Pages : 39 No. of Claims : 20

(12) PATENT APPLICATION PUBLICATION
(19) INDIA
(22) Date of filing of Application :04/06/2013
(21) Application No.4977/DELNP/2013 A
(43) Publication Date : 20/05/2016

(54) Title of the invention : POLYMER SYSTEMS

(51) International classification :A61K8/73,A61K8/81,A61Q11/00
(31) Priority Document No :NA
(32) Priority Date :NA
(33) Name of priority country :NA
(86) International Application No :PCT/US2010/061961
Filing Date :23/12/2010
(87) International Publication No :WO 2012/087327
(61) Patent of Addition to Application Number :NA
Filing Date :NA
(62) Divisional to Application Number :NA
Filing Date :NA

(71)**Name of Applicant :**
1)COLGATE PALMOLIVE COMPANY
Address of Applicant :300 Park Avenue New York New York 10022 U.S.A.
(72)**Name of Inventor :**
1)DAMBROGIO Robert
2)DILLON Rensl
3)VISCIO David B.
4)MASTERS James G.

(57) Abstract :
Disclosed herein are polymer systems and compositions comprising polymer systems and methods of preparing and using the same.

No. of Pages : 28 No. of Claims : 24

(12) PATENT APPLICATION PUBLICATION
(19) INDIA
(22) Date of filing of Application :26/08/2013
(21) Application No.7498/DELNP/2013 A
(43) Publication Date : 20/05/2016

(54) Title of the invention : SYNTHETIC MIMICS OF MIR 34

(51) International classification :C12N15/113
(31) Priority Document No :61/439280
(32) Priority Date :03/02/2011
(33) Name of priority country :U.S.A.
(86) International Application No :PCT/US2012/023755
Filing Date :03/02/2012
(87) International Publication No :WO 2012/106591
(61) Patent of Addition to Application Number :NA
Filing Date :NA
(62) Divisional to Application Number :NA
Filing Date :NA

(71)**Name of Applicant :**
1)MIRNA THERAPEUTICS INC.
Address of Applicant :2150 Woodward Street Suite 100 Austin TX 78744 U.S.A.
(72)**Name of Inventor :**
1)KELNAR Kevin
2)BROWN David

(57) Abstract :
Embodiments concern methods and compositions involving miR-34 mimics, including miR-34a and miR-34c mimics. In some embodiments, there are double-stranded RNA molecules with modified nucleotides having an active strand with a miR-34a sequence and a complementary passenger strand. In additional embodiments, there are double-stranded RNA molecules with modified nucleotides having an active strand with a miR-34c sequence and a complementary passenger strand.

No. of Pages : 207 No. of Claims : 108

(12) PATENT APPLICATION PUBLICATION
(21) Application No.7499/DELNP/2013 A
(19) INDIA
(22) Date of filing of Application :26/08/2013
(43) Publication Date : 20/05/2016

(54) Title of the invention : IMPROVED DATA ENTRY SYSTEMS

(51) International classification :G06F3/023,G06F3/048
(31) Priority Document No :210,894
(32) Priority Date :26/01/2011
(33) Name of priority country :Israel
(86) International Application No :PCT/IL2012/000048
Filing Date :26/01/2012
(87) International Publication No :WO 2012/101636
(61) Patent of Addition to Application Number :NA
Filing Date :NA
(62) Divisional to Application Number :NA
Filing Date :NA

(71)**Name of Applicant :**
1)KEYLESS SYSTEMS LTD.
Address of Applicant :2 Yosef Hackmy St. 96428 Jerusalem Israel
(72)**Name of Inventor :**
1)GHASSABIAN Benjamin Firooz

(57) Abstract :
A data entry system having a plurality of keys to which substantially all of the letters of an alphabet are assigned based on their common characteristics in their shapes. The letters are divided in a plurality of groups of letters based on the characteristics. In order to enter a word the user interacts with the appropriate keys. A word predictive system predicts the desired word based on the key interactions.

No. of Pages : 99 No. of Claims : 21

(12) PATENT APPLICATION PUBLICATION
(19) INDIA
(22) Date of filing of Application :04/09/2013
(21) Application No.7792/DELNP/2013 A
(43) Publication Date : 20/05/2016

(54) Title of the invention : MUTANT CELLS FOR PROTEIN SECRETION AND LIGNOCELLULOSE DEGRADATION

(51) International classification :C12N9/24,C12P21/00
(31) Priority Document No :61/453086
(32) Priority Date :15/03/2011
(33) Name of priority country :U.S.A.
(86) International Application No :PCT/US2012/029293
Filing Date :15/03/2012
(87) International Publication No :WO 2012/125865
(61) Patent of Addition to Application Number :NA
Filing Date :NA
(62) Divisional to Application Number :NA
Filing Date :NA

(71)**Name of Applicant :**
1)THE REGENTS OF THE UNIVERSITY OF CALIFORNIA
Address of Applicant :1111 Franklin Street 12th Floor Oakland CA 94607 5200 U.S.A.
(72)**Name of Inventor :**
1)ZNAMEROSKI Elizabeth A.
2)DOUDNA CATE James H.
3)GLASS N. Louise

(57) Abstract :
The present disclosure provides mutant cells for the secretion of proteins and for the degradation of lignocellulosic biomass. Methods for the use of these cells are also provided. Specifically, the utility of combined genetic deletions of β-glucosidases and the catabolite repressor gene creA/cre-1 for protein secretion in fungal and yeast cells is disclosed.

No. of Pages : 133 No. of Claims : 140

(12) PATENT APPLICATION PUBLICATION
(21) Application No.7793/DELNP/2013 A
(19) INDIA
(22) Date of filing of Application :04/09/2013
(43) Publication Date : 20/05/2016

(54) Title of the invention : METHOD FOR DERIVING A TEMPORAL PREDICTIVE MOTION VECTOR AND APPARATUS USING THE METHOD

(51) International classification :H04N7/32
(31) Priority Document No :1020110091782
(32) Priority Date :09/09/2011
(33) Name of priority country :Republic of Korea
(86) International Application No :PCT/KR2012/007174
Filing Date :06/09/2012
(87) International Publication No :WO 2013/036041
(61) Patent of Addition to Application Number :NA
Filing Date :NA
(62) Divisional to Application Number :NA
Filing Date :NA

(71)**Name of Applicant :**
1)KT CORPORATION
Address of Applicant :90 Buljeong ro Bundang gu Seongnam city Kyeonggi do 463 711 Republic of Korea
(72)**Name of Inventor :**
1)LEE Bae Keun
2)KWON Jae Cheol

(57) Abstract :
Disclosed are a method for deriving a temporal predictive motion vector and an apparatus using the method. An image decoding method may comprise the steps of: determining whether or not a block to be predicted is brought into contact with a boundary of a largest coding unit (LCU); and determining whether or not a first call block is available according to whether or not the block to be predicted is brought into contact with the boundary of the LCU. Accordingly unnecessary memory bandwidth may be reduced and implementation complexity may also be reduced.

No. of Pages : 42 No. of Claims : 20

(12) PATENT APPLICATION PUBLICATION
(19) INDIA
(22) Date of filing of Application :22/05/2014
(21) Application No.4141/DELNP/2014 A
(43) Publication Date : 20/05/2016

(54) Title of the invention : MIXTURES OF FLAME PROTECTION MEANS CONTAINING FLAME PROTECTION MEANS AND ALUMINIUM PHOSPHITES METHOD FOR PRODUCTION AND USE THEREOF

(51) International classification :C08K3/32,C08K5/00,C09K21/02
(31) Priority Document No :10 2011 120 200.9
(32) Priority Date :05/12/2011
(33) Name of priority country :Germany
(86) International Application No :PCT/EP2012/004905
Filing Date :28/11/2012
(87) International Publication No :WO 2013/083247
(61) Patent of Addition to Application Number :NA
Filing Date :NA
(62) Divisional to Application Number :NA
Filing Date :NA

(71)**Name of Applicant :**
1)CLARIANT FINANCE (BVI) LIMITED
Address of Applicant :Citco Building Wickhams Cay P.O. Box 662 Road Town Tortola British Virgin Islands VIRGIN ISLANDS
(72)**Name of Inventor :**
1)BAUER Harald
2)H–ROLD Sebastian
3)SICKEN Martin

(57) Abstract :
The invention relates to mixtures of flame protection means containing flame protection means and aluminium phosphites a method for production and use thereof.

No. of Pages : 30 No. of Claims : 17

(12) PATENT APPLICATION PUBLICATION
(19) INDIA
(22) Date of filing of Application :22/05/2014
(21) Application No.4142/DELNP/2014 A
(43) Publication Date : 20/05/2016

(54) Title of the invention : ALUMINIUM HYDROGEN PHOSPHITES A PROCESS FOR PREPARING THEM AND THEIR USE

(51) International classification :C01B25/163,C08K3/00,C08K3/32
(31) Priority Document No :102011120192.4
(32) Priority Date :05/12/2011
(33) Name of priority country :Germany
(86) International Application No :PCT/EP2012/004908
Filing Date :28/11/2012
(87) International Publication No :WO 2013/083250
(61) Patent of Addition to Application Number :NA
Filing Date :NA
(62) Divisional to Application Number :NA
Filing Date :NA

(71)**Name of Applicant :**
1)CLARIANT FINANCE (BVI) LIMITED
Address of Applicant :Citco Building Wickhams Cay P.O. Box 662 Road Town Tortola British Virgin Islands VIRGIN ISLANDS
(72)**Name of Inventor :**
1)BAUER Harald
2)H–ROLD Sebastian
3)SICKEN Martin

(57) Abstract :
The invention relates to aluminium hydrogenphosphites of the formula (I) AI2 OO. (HPΘ) (H2PΘ 3)y x (H20)z (I) in which v is 2 to 2.99, y is 2 to 0.01 and z is 0 to 4, to a process for preparing them, and to their use.

No. of Pages : 27 No. of Claims : 15

(12) PATENT APPLICATION PUBLICATION
(19) INDIA
(22) Date of filing of Application :22/05/2014
(21) Application No.4143/DELNP/2014 A
(43) Publication Date : 20/05/2016

(54) Title of the invention : MIXED ALKALI-ALUMINUM PHOSPHITES METHOD FOR PRODUCING SAME AND THE USE THEREOF

(51) International classification :C01B25/163,C08K3/00,C08K3/32
(31) Priority Document No :10 2011 120218.1
(32) Priority Date :05/12/2011
(33) Name of priority country :Germany
(86) International Application No :PCT/EP2012/004907
Filing Date :28/11/2012
(87) International Publication No :WO 2013/083249
(61) Patent of Addition to Application Number :NA
Filing Date :NA
(62) Divisional to Application Number :NA
Filing Date :NA

(71)**Name of Applicant :**
1)CLARIANT FINANCE (BVI) LIMITED
Address of Applicant :Citco Building Wickhams Cay P.O. Box 662 Road Town Tortola British Virgin Islands VIRGIN ISLANDS
(72)**Name of Inventor :**
1)H–ROLD Sebastian
2)BAUER Harald
3)SICKEN Martin

(57) Abstract :
The invention relates to mixed alkali-aluminum phosphites of the formula (I) AI 2.00 Mz (HP0 3)(OH)v x (H20)w (I),where M is alkali metal ions, z is 0.01 to 1.5, y is 2.63 to 3.5, v is 0 to 2, and w is 0 to 4. The invention also relates to a method for producing said phosphites and to the use thereof.

No. of Pages : 32 No. of Claims : 15

(12) PATENT APPLICATION PUBLICATION
(21) Application No.6654/DELNP/2013 A
(19) INDIA
(22) Date of filing of Application :25/07/2013
(43) Publication Date : 20/05/2016

(54) Title of the invention : ANTI MUCIN ANTIBODIES FOR EARLY DETECTION AND TREATMENT OF PANCREATIC CANCER

(51) International classification :A61K39/395,G01N33/574
(31) Priority Document No :61/443007
(32) Priority Date :15/02/2011
(33) Name of priority country :U.S.A.
(86) International Application No :PCT/US2012/024860
Filing Date :13/02/2012
(87) International Publication No :WO 2012/112443
(61) Patent of Addition to Application Number :NA
Filing Date :NA
(62) Divisional to Application Number :NA
Filing Date :NA

(71)**Name of Applicant :**
1)IMMUNOMEDICS INC.
Address of Applicant :300 American Road Morris Plains New Jersey 07950 U.S.A.
(72)**Name of Inventor :**
1)GOLD David V.
2)GOLDENBERG David M.

(57) Abstract :
Described herein are compositions and methods of use of anti pancreatic cancer antibodies or fragments thereof such as murine chimeric humanized or human PAM4 antibodies. The antibodies show novel and useful diagnostic characteristics such as binding with high specificity to pancreatic and other cancers but not to normal or benign pancreatic tissues and binding to a high percentage of early stage pancreatic cancers. Preferably the antibodies bind to pancreatic cancer mucins such as MUC1 or MUC5ac and are of use for the detection and diagnosis of early stage pancreatic cancer. In more preferred embodiments the anti pancreatic cancer antibodies can be used for immunoassay of serum samples wherein the immunoassay detects a marker for early stage pancreatic cancer in serum. Most preferably the serum is extracted with an organic phase such as butanol before immunoassay. Alternatively immunoassay with PAM4 and anti CA19.9 antibodies may be utilized to improve sensitivity for pancreatic cancer.

No. of Pages : 200 No. of Claims : 26

(12) PATENT APPLICATION PUBLICATION
(19) INDIA
(22) Date of filing of Application :14/08/2013
(21) Application No.7257/DELNP/2013 A
(43) Publication Date : 20/05/2016

(54) Title of the invention : PROCESS FOR INCREASING AROMATICS PRODUCTION

(51) International classification :C10G63/04,C10G61/02,C10G59/02
(31) Priority Document No :61/480705
(32) Priority Date :29/04/2011
(33) Name of priority country :U.S.A.
(86) International Application No :PCT/US2012/034610
Filing Date :23/04/2012
(87) International Publication No :WO 2012/148834
(61) Patent of Addition to Application Number :NA
Filing Date :NA
(62) Divisional to Application Number :NA
Filing Date :NA

(71)**Name of Applicant :**
1)UOP LLC
Address of Applicant :25 East Algonquin Road P. O. Box 5017 Des Plaines Illinois 60017 5017 U.S.A.
(72)**Name of Inventor :**
1)GAJDA Gregory J.
2)WIER Mary Jo
3)LAPINSKI Mark P.
4)WEGERER David A.
5)VANDEN BUSSCHE Kurt M.
6)MOSER Mark D.

(57) Abstract :
A process for reforming a hydrocarbon stream is presented. The process involves splitting a naphtha feedstream to at least two feedstreams and passing each feedstream to separation reformers. The reformers are operated under different conditions to utilize the differences in the reaction properties of the different hydrocarbon components. The process utilizes a common catalyst and common downstream processes for recovering the desired aromatic compounds generated.

No. of Pages : 24 No. of Claims : 9

(12) PATENT APPLICATION PUBLICATION
(19) INDIA
(22) Date of filing of Application :19/09/2014
(21) Application No.7862/DELNP/2014 A
(43) Publication Date : 20/05/2016

(54) Title of the invention : MASTER CYLINDER

(51) International classification :B60T11/16,F16J15/18,F16J15/32
(31) Priority Document No :2012-125136
(32) Priority Date :31/05/2012
(33) Name of priority country :Japan
(86) International Application No :PCT/JP2013/059063
Filing Date :27/03/2013
(87) International Publication No :WO 2013/179751
(61) Patent of Addition to Application Number :NA
Filing Date :NA
(62) Divisional to Application Number :NA
Filing Date :NA

(71)**Name of Applicant :**
1)HITACHI AUTOMOTIVE SYSTEMS LTD.
Address of Applicant :2520 Takaba Hitachinaka shi Ibaraki 3128503 Japan
(72)**Name of Inventor :**
1)TANABE Seiko
2)KUMEMURA Yoichi

(57) Abstract :
The peripheral wall on the bottom side of a cylinder body in a peripheral groove has: an outside wall section extending in the radial direction of the cylinder body from the bottom of the peripheral groove; a stepped surface section extending in the direction of the bottom of the cylinder body from the outside wall section; and an inside wall section having a flat surface section parallel to the radial direction of the cylinder body and formed on the inside in the radial direction of the cylinder body in comparison to the stepped surface section. The inside wall section is formed in a manner such that a center lip section contacts nearer the tip than the outside wall section when a sealing member moves to the bottom side of the cylinder body.

No. of Pages : 50 No. of Claims : 4

(12) PATENT APPLICATION PUBLICATION
(19) INDIA
(22) Date of filing of Application :27/08/2013
(21) Application No.7559/DELNP/2013 A
(43) Publication Date : 20/05/2016

(54) Title of the invention : PREPARATION OF METAL CATECHOLATE FRAMEWORKS

(51) International classification :C07F15/04,C07F15/06,C07F3/06
(31) Priority Document No :61/439,748
(32) Priority Date :04/02/2011
(33) Name of priority country :U.S.A.
(86) International Application No :PCT/US2012/023516
Filing Date :01/02/2012
(87) International Publication No :WO 2012/106451
(61) Patent of Addition to Application Number :NA
Filing Date :NA
(62) Divisional to Application Number :NA
Filing Date :NA

(71)**Name of Applicant :**
1)THE REGENTS OF THE UNIVERSITY OF CALIFORNIA
Address of Applicant :1111 Franklin Street 12th Floor Oakland California 94607 5200 U.S.A.
(72)**Name of Inventor :**
1)YAGHI Omar M.
2)GANDARA BARRAGAN Felipe
3)WAN Shun
4)LU Zheng

(57) Abstract :
The disclosure provides for metal catecholate frameworks, and methods of use thereof, including gas separation, gas storage, catalysis, tunable conductors, supercapacitors, and sensors.

No. of Pages : 103 No. of Claims : 29

(12) PATENT APPLICATION PUBLICATION
(19) INDIA
(22) Date of filing of Application :16/09/2014
(21) Application No.7703/DELNP/2014 A
(43) Publication Date : 20/05/2016

(54) Title of the invention : HAIR CARE COMPOSITION COMPRISING METATHESIZED UNSATURATED POLYOL ESTERS

(51) International classification :A61K8/34,A61K8/41,A61K8/92
(31) Priority Document No :61/636198
(32) Priority Date :20/04/2012
(33) Name of priority country :U.S.A.
(86) International Application No :PCT/US2013/035428
Filing Date :05/04/2013
(87) International Publication No:WO 2013/158380
(61) Patent of Addition to Application Number :NA
Filing Date :NA
(62) Divisional to Application Number :NA
Filing Date :NA

(71)**Name of Applicant :**
1)THE PROCTER & GAMBLE COMPANY
Address of Applicant :One Procter & Gamble Plaza Cincinnati Ohio 45202 U.S.A.
(72)**Name of Inventor :**
1)CARTER John David
2)BURT Elaine Marie
3)SCHEIBEL Jeffrey John

(57) Abstract :
A hair care composition having from about 0.05% to about 15% of one or more oligomers derived from unsaturated polyol esters. The hair care composition further includes from about 5% to about 50% of one or more anionic surfactants. The hair care composition also has at least about 20% of an aqueous carrier.

No. of Pages : 37 No. of Claims : 15

(12) PATENT APPLICATION PUBLICATION
(19) INDIA
(22) Date of filing of Application :02/09/2013
(21) Application No.7706/DELNP/2013 A
(43) Publication Date : 20/05/2016

(54) Title of the invention : ORAL CARE IMPLEMENT

(51) International classification :A46B 9/04
(31) Priority Document No :10/902,257
(32) Priority Date :30/07/2004
(33) Name of priority country :U.S.A.
(86) International Application No :PCT/US2005/026946
Filing Date :28/07/2005
(87) International Publication No :WO 2006/026946
(61) Patent of Addition to Application Number :NA
Filing Date :NA
(62) Divisional to Application Number :677/DELNP/2007
Filed on :28/07/2005

(71)**Name of Applicant :**
1)COLGATE-PALMOLIVE COMPANY
Address of Applicant :300 PARK AVENUE, NEW YORK, 10022, USA U.S.A.
(72)**Name of Inventor :**
1)HOHLBEIN DOUGLAS J.
2)ROONEY MICHAEL CHARLES
3)CASINI LUCA
4)PRINGIERS JACOB

(57) Abstract :
An oral care implement has an improved handle for control. The handle may include a gripping region having a grip surface with a plurality of spaced slot openings exposing portions of the base.In one construction, the handle may have an inclined portion and a grip body extending through a base of the handle. The grip body forms opposite finger grips on the inclined portion of the handle. In one construction, the handle may include a grip element which provides shifting of a mass centroid of the handle during use. In another construction, the handle includes a resilient grip body and the handle includes an aperture extend through the handle. Aperture has an inclined surface for engaging a resilient grip body.

No. of Pages : 22 No. of Claims : 16

(12) PATENT APPLICATION PUBLICATION
(19) INDIA
(22) Date of filing of Application :02/09/2013
(21) Application No.7707/DELNP/2013 A
(43) Publication Date : 20/05/2016

(54) Title of the invention : METHOD OF TREATING KELOIDS OR HYPERTROPHIC SCARS USING ANTISENSE COMPOUNDS TARGETING CONNECTIVE TISSUE GROWTH FACTOR (CTGF)

(51) International classification :A61K31/7088
(31) Priority Document No :61/438879
(32) Priority Date :02/02/2011
(33) Name of priority country :U.S.A.
(86) International Application No :PCT/US2012/023620
Filing Date :02/02/2012
(87) International Publication No :WO 2012/106508
(61) Patent of Addition to Application Number :NA
Filing Date :NA
(62) Divisional to Application Number :NA
Filing Date :NA

(71)**Name of Applicant :**
1)EXCALIARD PHARMACEUTICALS INC.
Address of Applicant :235 East 42nd Sreet New York NY 10017 U.S.A.
(72)**Name of Inventor :**
1)DEAN Nicholas M.
2)KROCHMAL Lincoln
3)HARDEE Gregory
4)FOULKES J. Gordon
5)ODONNELL Niall
6)YOUNG Leroy
7)JEWELL Mark

(57) Abstract :
This invention provides methods of preventing formation of or treating fibrotic lesions including skin scars such as keloids and hypertrophic scars which comprise administering to the subject by one or more injection a compound which comprises a modified oligonucleotide such as a modified antisense oligonucleotide siRNA or oligodeoxyribonucleotide which inhibits expression of protein involved in fibrosis. Dosing of the antisense using an intradermal threading technique is also described.

No. of Pages : 139 No. of Claims : 76

(12) PATENT APPLICATION PUBLICATION
(19) INDIA
(22) Date of filing of Application :12/09/2013
(21) Application No.8008/DELNP/2013 A
(43) Publication Date : 20/05/2016

(54) Title of the invention : NOVEL FURANONE DERIVATIVE

(51) International classification :C07D471/04,A61K31/437,A61K31/4375
(31) Priority Document No :2011080185
(32) Priority Date :31/03/2011
(33) Name of priority country :Japan
(86) International Application No :PCT/JP2012/058636
Filing Date :30/03/2012
(87) International Publication No :WO 2012/133802
(61) Patent of Addition to Application Number :NA
Filing Date :NA
(62) Divisional to Application Number :NA
Filing Date :NA

(71)**Name of Applicant :**
1)SBI Biotech Co. Ltd.
Address of Applicant :Shirokanedai ST Bldg. 4 7 4 Shirokanedai Minato ku Tokyo 1080071 Japan
2)Carna Biosciences Inc.
(72)**Name of Inventor :**
1)IRIE Takayuki
2)SAWA Ayako
3)SAWA Masaaki
4)ASAMI Tokiko
5)FUNAKOSHI Yoko
6)TANAKA Chika

(57) Abstract :
To provide a novel furanone derivative and a pharmaceutical product composed of the furanone derivative. [Solution] A compound represented by formula (I). (In the formula, A represents -COOR1 or a hydrogen atom; R1 represents a hydrogen atom, an optionally substituted hydrocarbon group or an optionally substituted heterocyclic ring; R2 and R3 may be the same or different and each represents a hydrogen atom, an optionally substituted hydrocarbon group, an optionally substituted phenyl group, an optionally substituted heterocyclic ring, an optionally substituted heterocyclic fused ring or an optionally substituted amino group, or alternatively, R2 and R3 may form an optionally substituted heterocyclic ring or an optionally substituted heterocyclic fused ring together with a nitrogen atom to which R2 and R3 are bonded; and R4 represents a hydrogen atom or a halogen atom. In this connection, when A represents -COOR1, R2 and R3 are not optionally substituted amino groups at the same time, and when A represents a hydrogen atom, R3 represents a hydrogen atom.)

No. of Pages : 353 No. of Claims : 3

(12) PATENT APPLICATION PUBLICATION
(21) Application No.5902/DELNP/2013 A
(19) INDIA
(22) Date of filing of Application :01/07/2013
(43) Publication Date : 20/05/2016

(54) Title of the invention : SYSTEMS AND METHODS FOR EFFICIENTLY OBTAINING MEASUREMENTS OF THE HUMAN EYE USING TRACKING

(51) International classification	:A61B3/113,A61B3/12,A61B5/00	(71)**Name of Applicant :**
(31) Priority Document No	:61/516209	**1)CARL ZEISS MEDITEC AG**
(32) Priority Date	:30/03/2011	Address of Applicant :Gschwitzer Str. 51 52 07745 Jena Germany
(33) Name of priority country	:U.S.A.	(72)**Name of Inventor :**
(86) International Application No	:PCT/EP2012/055684	**1)EVERETT Matthew J.**
Filing Date	:29/03/2012	**2)NARASIMHA IYER Harihar**
(87) International Publication No	:WO 2012/130976	
(61) Patent of Addition to Application Number	:NA	
Filing Date	:NA	
(62) Divisional to Application Number	:NA	
Filing Date	:NA	

(57) Abstract :
Systems and methods for efficiently obtaining optical coherence tomography (OCT) measurement data with reduced effects of motion are presented. One embodiment of the present invention involves determining the amount of motion present during the collection of an OCT data set based on images of the eye collected at the same time as the OCT data and recollecting select portions of the OCT data set when the amount of eye motion is determined to exceed a predetermined threshold. Additional aspects of the invention include enabling or disabling the tracking feature in the system based on the quality of the images available for tracking and tracking based on an image collected during a prior examination of the patient to allow repeat scanning at the same location. A further embodiment of the invention includes reducing the effect of motion in the axial or z direction of the data based on a comparison to a model of the eye constructed from OCT data. The method can also be used to reduce the presence of mirror image artifacts in an OCT image.

No. of Pages : 39 No. of Claims : 42

(12) PATENT APPLICATION PUBLICATION
(19) INDIA
(22) Date of filing of Application :27/01/2014
(21) Application No.604/DELNP/2014 A
(43) Publication Date : 20/05/2016

(54) Title of the invention : TRANSPORT PLATE FOR BAGGED GOODS

(51) International classification :B65D19/24,B65D19/32
(31) Priority Document No :PCT/EP2011/062801
(32) Priority Date :26/07/2011
(33) Name of priority country :EPO
(86) International Application No :PCT/EP2012/064662
Filing Date :26/07/2012
(87) International Publication No :WO 2013/014223
(61) Patent of Addition to Application Number :NA
Filing Date :NA
(62) Divisional to Application Number :NA
Filing Date :NA

(71)**Name of Applicant :**
1)SCHOELLER ARCA SYSTEMS GMBH
Address of Applicant :Sacktannen 19057 Schwerin Germany
(72)**Name of Inventor :**
1)BREUKERS Patrick
2)HUIZINGH John

(57) Abstract :
The invention relates to a transport plate (10) for transporting goods in particular bagged goods by means of a forklift wherein the transport plate (10) in itself is shaped in such a way that the transport plate has at least two tunnel shaped bulges (12) spaced from one another for accommodating forklift forks. The transport plate (10) has a peripheral bent edge (14) which does not protrude beyond a plane defined by the outer vertices of the bulges (12).

No. of Pages : 36 No. of Claims : 17

(12) PATENT APPLICATION PUBLICATION
(19) INDIA
(22) Date of filing of Application :24/09/2014
(21) Application No.7987/DELNP/2014 A
(43) Publication Date : 20/05/2016

(54) Title of the invention : METHOD OF ANALYSING FLIGHT DATA

(51) International classification :G05B23/02
(31) Priority Document No :1251870
(32) Priority Date :29/02/2012
(33) Name of priority country :France
(86) International Application No :PCT/EP2013/053798
Filing Date :26/02/2013
(87) International Publication No :WO 2013/127781
(61) Patent of Addition to Application Number :NA
Filing Date :NA
(62) Divisional to Application Number :NA
Filing Date :NA

(71)**Name of Applicant :**
1)SAGEM DEFENSE SECURITE
Address of Applicant :18 20 Quai du Point du Jour F 92100 Boulogne Billancourt France
2)UNIVERSITE DE TECHNOLOGIE DE TROYES
(72)**Name of Inventor :**
1)CHRYSANTHOS Nicolas

(57) Abstract :
The invention relates to a method of analysing flight data recorded during N flights of at least one air FIG. 2 craft, by means of a flight data recorder of an aircraft, the data being grouped together by flight i in a signature vector of the flight Xi of size d, the components of which correspond to data recorded during said flight i of the aircraft, a flight i being thus defined by the signature vector Xi, the method comprising the following steps : Gaussian kernel entropy component analysis of the flight signatures Xi to obtain a zone of normal flights and classifying the flight signatures Xi with respect to their distance to said zone; determining, for each flight i, an abnormality score z, defined by the distance of a flight signature Xi with respect to the zone of normal flights; detecting, as a function of the abnormality score z, , at least one abnormal flight.

No. of Pages : 26 No. of Claims : 11

(12) PATENT APPLICATION PUBLICATION
(19) INDIA
(22) Date of filing of Application :17/09/2013
(21) Application No.8138/DELNP/2013 A
(43) Publication Date : 20/05/2016

(54) Title of the invention : 6,7 - DIHYDROIMIDAZO [2, 1 - B] [1, 3] OXAZINE BACTERICIDES

(51) International classification	:C07D498/04,A61K31/5365,A61P31/04
(31) Priority Document No	:61/476003
(32) Priority Date	:15/04/2011
(33) Name of priority country	:U.S.A.
(86) International Application No	:PCT/JP2012/060645
Filing Date	:13/04/2012
(87) International Publication No	:WO 2012/141338
(61) Patent of Addition to Application Number	:NA
Filing Date	:NA
(62) Divisional to Application Number	:NA
Filing Date	:NA

(71)**Name of Applicant :**
1)OTSUKA PHARMACEUTICAL CO. LTD.
Address of Applicant :9 Kanda Tsukasamachi 2 chome Chiyoda ku Tokyo 1018535 Japan
(72)**Name of Inventor :**
1)KAWANO Yoshikazu
2)HARAGUCHI Yoshikazu
3)SASAKI Hirofumi
4)UEMATSU Yukitaka
5)TSUBOUCHI Hidetsugu
6)YATA Hiromi
7)SHIMIZU Hiroshi
8)KOHASHI Kazuho
9)ITOTANI Motohiro
10)TAI Kuninori
11)TAKEMURA Isao
12)HAYASHI Mikayo
13)HASHIZUME Hiroyuki
14)MATSUBA Miki
15)NAKAMURA Izuru
16)CHEN Xiuhao
17)MATSUMOTO Makoto

(57) Abstract :
The present invention provides a novel 6,7-dihydroimidazo[2,l-b][l,3]oxazine compound that has excellent bactericidal action against tubercle bacilli, multidrug-resistant tubercle bacilli, and atypical acid-fast bacilli. Specifically, the present invention provides a compound represented by Formula (1): or a salt thereof, wherein R1 represents tetrahydroisoquinolyl, tetrahydroquinolyl, tetrahydrobenzoazepinyl, benzoxazolyl, benzothiazolyl, indolyl, isoindolinyl, naphthyl, quinolyl, phenyl, biphenylyl, or pyridyl, these groups being optionally substituted, the phenyl, biphenylyl, and pyridyl represented by R1 each being substituted dir ectly or via a linker with at least one group selected from the group consisting of tetrahydropyridyl, diazepanyl, diazabicyclo - heptanyl, tetrahydrotriazolopyrazinyl, tetrahydroimidazopyrazmyl, azabicyclooctanyl, oxazolyl, piperazinyl, piperidyl, thiazolyl, and the like, each of these groups being optionally substituted; and R2 represents hydrogen or lower alkyl. The present invention further provides a pharmaceutical composition containing the above.

No. of Pages : 364 No. of Claims : 12

(12) PATENT APPLICATION PUBLICATION
(19) INDIA
(22) Date of filing of Application :12/09/2013
(21) Application No.8009/DELNP/2013 A
(43) Publication Date : 20/05/2016

(54) Title of the invention : OPTICAL SENSOR STRIP AND DIAGNOSTIC DEVICE COMPRISING SAME

(51) International classification :G01N33/52,G01N21/00,G01N1/36
(31) Priority Document No :1020110026658
(32) Priority Date :25/03/2011
(33) Name of priority country :Republic of Korea
(86) International Application No :PCT/KR2012/001758
Filing Date :09/03/2012
(87) International Publication No :WO 2012/134074
(61) Patent of Addition to Application Number :NA
Filing Date :NA
(62) Divisional to Application Number :NA
Filing Date :NA

(71)**Name of Applicant :**
1)MICOBIOMED CO. LTD.
Address of Applicant :(Korea Reaserch Institute of Bioscience and Biotechnology) #213 Bio Venture Building 52 Eoeun dong Yuseong gu Daejon 306 809 Republic of Korea
(72)**Name of Inventor :**
1)PARK Hyun Kyu
2)LEE Joong Jin
3)KU Renata

(57) Abstract :
The present invention relates to an optical sensor strip capable of reducing errors in an estimated value and to a diagnostic device comprising same. The optical sensor strip comprises: a flat plate shaped support having a plurality of protrusions protruding from one side thereof wherein a sample pad for accommodating a sample is to be disposed on the support; a cover which covers said one side of the support and which has corresponding holes into which said protrusions are to be inserted and a plurality of inlet holes; and a fixing frame having a guide portion to which the support and the cover which are vertically adjacent to each other are inserted and fixed. Thus the cover can uniformly press the support by means of the fixing frame so as to supplement the repeatability of uniform reaction speed and measurement values.

No. of Pages : 12 No. of Claims : 10

(12) PATENT APPLICATION PUBLICATION
(19) INDIA
(22) Date of filing of Application :18/09/2013
(21) Application No.8167/DELNP/2013 A
(43) Publication Date : 20/05/2016

(54) Title of the invention : CONVEYOR DEVICE HAVING A ROTATABLE TRANSFER SECTION

(51) International classification	:B65G37/02,B65G47/80,B62D65/18
(31) Priority Document No	:10 2011 078 707.0
(32) Priority Date	:05/07/2011
(33) Name of priority country	:Germany
(86) International Application No	:PCT/EP2012/062079
Filing Date	:22/06/2012
(87) International Publication No	:WO 2013/004520
(61) Patent of Addition to Application Number	:NA
Filing Date	:NA
(62) Divisional to Application Number	:NA
Filing Date	:NA

(71)**Name of Applicant :**
1)DRR SYSTEMS GMBH
Address of Applicant :Carl Benz Strasse 34 74321 Bietigheim Bissingen Germany
(72)**Name of Inventor :**
1)HEINSOHN Klaus
2)PHILIPP Lutz

(57) Abstract :
The invention relates to a conveyor device (2) for transporting objects, such as goods or workpieces, in particular motor vehicle bodies (12). The conveyor device (2) has a conveyor segment (16) on which the objects (12) can be displaced by means of a fixedly arranged drive system (40, 42), changing the direction of movement (46, 50, 54, 8). According to the invention, the conveyor segment (16) comprises at least one transfer section (24, 30, 36), to which the objects (12) are supplied with a first direction of movement (48, 52, 56), in which the objects (12) are rotated about a rotational axis (48, 52, 56), and from which the objects (12) are removed with a second direction of movement (50, 54, 58) that is different from the first direction of movement (46, 50, 54).

No. of Pages : 36 No. of Claims : 17

(12) PATENT APPLICATION PUBLICATION
(21) Application No.8335/DELNP/2013 A
(19) INDIA
(22) Date of filing of Application :24/09/2013
(43) Publication Date : 20/05/2016

(54) Title of the invention : SYSTEM AND METHOD FOR GENERATING WAVES IN MULTIPLE DIRECTIONS

(51) International classification :E04H4/00
(31) Priority Document No :13/083259
(32) Priority Date :08/04/2011
(33) Name of priority country :U.S.A.
(86) International Application No :PCT/US2012/031266
Filing Date :29/03/2012
(87) International Publication No :WO 2012/138546
(61) Patent of Addition to Application Number :NA
Filing Date :NA
(62) Divisional to Application Number :NA
Filing Date :NA

(71)**Name of Applicant :**
1)UNIVERSAL CITY STUDIOS LLC
Address of Applicant :100 Universal City Plaza Universal City California 91608 U.S.A.
(72)**Name of Inventor :**
1)OSTERMAN Ross Alan
2)SCHWARTZ Justin Michael

(57) Abstract :
Present embodiments are directed to a system and method for generating waves in multiple directions. Present embodiments may include a wave generation mechanism (104) configured to be positioned centrally within a container (120) filled with water that is sufficiently sized to facilitate recreational activities for patrons within the container (120). The wave generation mechanism (104) may include at least one actuator (204, 310, 504, 604, 606) configured to activate at least one water- displacement medium (202, 312) to displace the water such that waves are propagated through the water, and a directional feature (206, 506) configured to direct the waves away from the wave generation mechanism after activation of the actuator (204) such that the waves are propagated outward from the wave generation mechanism (104) in multiple directions.

No. of Pages : 26 No. of Claims : 26

(12) PATENT APPLICATION PUBLICATION
(19) INDIA
(22) Date of filing of Application :30/09/2013
(21) Application No.8497/DELNP/2013 A
(43) Publication Date : 20/05/2016

(54) Title of the invention : NOVEL BINDER DRUG CONJUGATES (ADCS) AND THEIR USE

(51) International classification :A61K47/48,C07K16/30,A61P35/00
(31) Priority Document No :11163467.1
(32) Priority Date :21/04/2011
(33) Name of priority country :EPO
(86) International Application No :PCT/EP2012/057247
Filing Date :20/04/2012
(87) International Publication No :WO 2012/143497
(61) Patent of Addition to Application Number :NA
Filing Date :NA
(62) Divisional to Application Number :NA
Filing Date :NA

(71)**Name of Applicant :**
1)SEATTLE GENETICS INC.
Address of Applicant :21823 30th Drive Southeast Bothell WA 98021 U.S.A.
(72)**Name of Inventor :**
1)LERCHEN Hans Georg
2)LINDEN Lars
3)EL SHEIKH Sherif
4)WILLUDA Jrg
5)KOPITZ Charlotte Christine
6)SCHUHMACHER Joachim
7)GREVEN Simone
8)MAHLERT Christoph
9)STELTE LUDWIG Beatrix
10)GOLFIER Sven
11)BEIER Rudolf
12)HEISLER Iring
13)HARRENGA Axel
14)THIERAUCH Karl Heinz
15)BRUDER Sandra
16)PETRUL Heike
17)J–RIEN Hannah
18)BORKOWSKI Sandra

(57) Abstract :
The present application relates to novel anti C4 4a binder drug conjugates (ADCs) of N N dialkyl auristatins to effective metabolites of said ADCs to methods for producing said ADCs to the use of said ADCs for treating and/or preventing diseases and to the use of said ADCs for producing pharmaceuticals for treating and/or preventing diseases in particular hyperproliferative and/or angiogenic diseases such as cancers. Such treatments can be carried out as monotherapy or in combination with other pharmaceuticals or additional therapeutic measures.

No. of Pages : 874 No. of Claims : 52

(12) PATENT APPLICATION PUBLICATION
(19) INDIA
(22) Date of filing of Application :30/08/2013
(21) Application No.7653/DELNP/2013 A
(43) Publication Date : 20/05/2016

(54) Title of the invention : CELL CULTURE SYSTEM

(51) International classification :C12M3/02,C12N5/071,C12N1/20
(31) Priority Document No :61/447,540
(32) Priority Date :28/02/2011
(33) Name of priority country :U.S.A.
(86) International Application No :PCT/US2012/026934
Filing Date :28/02/2012
(87) International Publication No :WO 2012/118799
(61) Patent of Addition to Application Number :NA
Filing Date :NA
(62) Divisional to Application Number :NA
Filing Date :NA

(71)**Name of Applicant :**
1)PRESIDENT AND FELLOWS OF HARVARD COLLEGE
Address of Applicant :17 Quincy Street, Cambridge, Massachusetts 02138 U.S.A.
(72)**Name of Inventor :**
1)INGBER, Donald, E.
2)KIM Hyun Jung

(57) Abstract :
The embodiments of the invention described herein relate to systems and methods for culturing and/or maintaining intestinal cells tissues and/or organoids in vitro. The cells, tissues and/or organoids cultured according to the methods and systems described herein can mimic or reproduce natural intestinal epithelial structures and behavior as well as support co culture of intestinal microflora.

No. of Pages : 87 No. of Claims : 52

(12) PATENT APPLICATION PUBLICATION
(19) INDIA
(22) Date of filing of Application :23/09/2013
(21) Application No.8273/DELNP/2013 A
(43) Publication Date : 20/05/2016

(54) Title of the invention : 1'-SUBSTITUTED PYRIMIDINE N NUCLEOSIDE ANALOGS FOR ANTIVIRAL TREATMENT

(51) International classification	:C07H19/06,C07H19/073,C07H19/09
(31) Priority Document No	:61/474848
(32) Priority Date	:13/04/2011
(33) Name of priority country	:U.S.A.
(86) International Application No	:PCT/US2012/033675
Filing Date	:13/04/2012
(87) International Publication No	:WO 2012/142523
(61) Patent of Addition to Application Number	:NA
Filing Date	:NA
(62) Divisional to Application Number	:NA
Filing Date	:NA

(71)**Name of Applicant :**
1)GILEAD SCIENCES INC.
Address of Applicant :333 Lakeside Drive Foster City CA 94404 U.S.A.
(72)**Name of Inventor :**
1)CHO Aesop
2)KIM Choung U.
3)KIRSCHBERG Thorsten A.
4)MISH Michael R.
5)SQUIRES Neil

(57) Abstract :
Provided are compounds of Formula I : nucleosides, nucleoside phosphates and prodrugs thereof, wherein R is CN, ethenyl, 2-haloethen- 1-yl, or (Ci-CsJ-alkyn-l-yl. The compounds, compositions, and methods provided are useful for the treatment of Flaviviridae virus infections.

No. of Pages : 208 No. of Claims : 38

(12) PATENT APPLICATION PUBLICATION
(19) INDIA
(22) Date of filing of Application :03/10/2013
(21) Application No.8600/DELNP/2013 A
(43) Publication Date : 20/05/2016

(54) Title of the invention : DIALYSIS LIKE THERAPEUTIC (DLT) DEVICE

(51) International classification :G01N33/569,G01N35/10,G01N35/08
(31) Priority Document No :61/470987
(32) Priority Date :01/04/2011
(33) Name of priority country :U.S.A.
(86) International Application No :PCT/US2012/031864
Filing Date :02/04/2012
(87) International Publication No :WO 2012/135834
(61) Patent of Addition to Application Number :NA
Filing Date :NA
(62) Divisional to Application Number :NA
Filing Date :NA

(71)**Name of Applicant :**
1)PRESIDENT AND FELLOWS OF HARVARD COLLEGE
Address of Applicant :17 Quincy Street Cambridge MA 02138 U.S.A.
2)CHILDRENS MEDICAL CENTER CORPORATION
(72)**Name of Inventor :**
1)COOPER Ryan M.
2)INGBER Donald E.
3)SUPER Michael
4)KANG Joo Hun
5)SCHULTE Alexa
6)KALISH David
7)TERRY Richard
8)DOMANSKY Karel
9)YUNG Chong Wing

(57) Abstract :
A dialysis like therapeutic (DLT) device is provided. The DLT device includes at least one source channel connected at least one collection channels by one or more transfer channels. Fluid contacting surface of the channels can be an anti fouling surface such as slippery liquid infused porous surface (SLIPS). Fluids can be flown at high flow rates through the channels. The target components of the source fluid can be magnetic or bound to magnetic particles using an affinity molecule. A source fluid containing magnetically bound target components can be pumped through the source channel of the microfluidic device. A magnetic field gradient can be applied to the source fluid in the source channel causing the magnetically bound target components to migrate through the transfer channel into the collection channel. The collection channel can include a collection fluid to flush the target components out of the collection channel. The target components can be subsequently analyzed for detection and diagnosis. The source channel and the collection channels of the microfluidic device are analogous to the splenic arterioles and venules respectively; the transfer channels mimic the vascular sinusoids of the spleen where opsonized particles are retained. Thus the device acts as a dialysis like therapeutic device by combining fluidics and magnetics.

No. of Pages : 121 No. of Claims : 88

(12) PATENT APPLICATION PUBLICATION
(19) INDIA
(22) Date of filing of Application :03/10/2013
(21) Application No.8601/DELNP/2013 A
(43) Publication Date : 20/05/2016

(54) Title of the invention : CD37 BINDING MOLECULES AND IMMUNOCONJUGATES THEREOF

(51) International classification :A61K39/395,A61K39/00
(31) Priority Document No :61/470863
(32) Priority Date :01/04/2011
(33) Name of priority country :U.S.A.
(86) International Application No :PCT/US2012/031648
Filing Date :30/03/2012
(87) International Publication No :WO 2012/135740
(61) Patent of Addition to Application Number :NA
Filing Date :NA
(62) Divisional to Application Number :NA
Filing Date :NA

(71)**Name of Applicant :**
1)IMMUNOGEN INC.
Address of Applicant :830 Winter Street Waltham MA 02451 U.S.A.
(72)**Name of Inventor :**
1)DECKERT Jutta
2)SETIADY Julianto
3)PARK Peter U.

(57) Abstract :
Methods of using CD37 agents, including, but not limited to, an tibodies and immunoconjugates, that bind to CD37 to deplete B-cells (e.g., non-cancerous B-cells) and methods of treating autoimmune and inflammatory diseases are further provided.

No. of Pages : 178 No. of Claims : 68

(12) PATENT APPLICATION PUBLICATION
(19) INDIA
(22) Date of filing of Application :03/10/2013
(21) Application No.8602/DELNP/2013 A
(43) Publication Date : 20/05/2016

(54) Title of the invention : COMPOSITIONS RELATING TO A MUTANT *CLOSTRIDIUM DIFFICILE* TOXIN AND METHODS THEREOF

(51) International classification :C07K14/33,A61K39/08,C07K16/12
(31) Priority Document No :61/478474
(32) Priority Date :22/04/2011
(33) Name of priority country :U.S.A.
(86) International Application No :PCT/IB2012/051999
Filing Date :20/04/2012
(87) International Publication No :WO 2012/143902
(61) Patent of Addition to Application Number :NA
Filing Date :NA
(62) Divisional to Application Number :NA
Filing Date :NA

(71)**Name of Applicant :**
1)WYETH LLC
Address of Applicant :Five Giralda Farms Madison NJ 07940 U.S.A.
(72)**Name of Inventor :**
1)SIDHU Maninder K.
2)ANDERSON Annaliesa Sybil
3)DONALD Robert G. K.
4)JANSEN Kathrin Ute
5)KALYAN Narender K.
6)MININNI Terri L.
7)MORAN Justin Keith
8)RUPPEN Mark E.
9)FLINT Michael James

(57) Abstract :
In one aspect, the invention relates to an immunogenic composition that includes a mutant Clostridium difficile toxin A and/or a mutant Clostridium difficile toxin B. Each mutant toxin includes a glucosyltransferase domain having at least one muta tion and a cysteine protease domain having at least one mutation, relative to the corresponding wild-type C. difficile toxin. The mutant toxins may further include at least one amino acid that is chemically crosslinked. In another aspect, the invention relates to antibodies or binding fragments thereof that binds to said immunogenic compositions. In further aspects, the invention relates to isolated nucleotide sequences that encode any of the foregoing, and methods of use of any of the foregoing compositions.

No. of Pages : 574 No. of Claims : 151

(12) PATENT APPLICATION PUBLICATION
(19) INDIA
(22) Date of filing of Application :14/03/2014
(21) Application No.1956/DELNP/2014 A
(43) Publication Date : 20/05/2016

(54) Title of the invention : GEARSHIFT DOME OF A CHANGE SPEED GEARBOX OF A MOTOR VEHICLE

(51) International classification :F16H63/30,F16H57/027
(31) Priority Document No :10 2011 081 117.6
(32) Priority Date :17/08/2011
(33) Name of priority country :Germany
(86) International Application No :PCT/EP2012/061430
Filing Date :15/06/2012
(87) International Publication No :WO 2013/023810
(61) Patent of Addition to Application Number :NA
Filing Date :NA
(62) Divisional to Application Number :NA
Filing Date :NA

(71)**Name of Applicant :**
1)SCHAEFFLER TECHNOLOGIES AG & CO. KG
Address of Applicant :Industriestrae 1 3 91074 Herzogenaurach Germany
(72)**Name of Inventor :**
1)SCHWARZ Uwe
2)HASCHKE Christoph

(57) Abstract :
Gearshift dome (1) of a variable speed gear transmission of an automotive vehicle comprising a housing flange (2) which, in the installed state, forms a part of the transmission housing, a gearshift rod (4) for switching to transmission positions and mounted in the housing flange (2), a lever (7) which is mounted through a lever bearing (9) on the housing flange (2), wherein the housing flange (2) comprises an extension (6) on which the lever (7) is arranged, and wherein the extension (6) comprises a vent opening (8).

No. of Pages : 14 No. of Claims : 9

(12) PATENT APPLICATION PUBLICATION
(19) INDIA
(22) Date of filing of Application :03/09/2015
(21) Application No.2771/DEL/2015 A
(43) Publication Date : 20/05/2016

(54) Title of the invention : METHOD OF CONNECTING METAL STRIPS

(51) International classification :B21D
(31) Priority Document No :10 2014 116 713.9
(32) Priority Date :14/11/2014
(33) Name of priority country :Germany
(86) International Application No :NA
Filing Date :NA
(87) International Publication No : NA
(61) Patent of Addition to Application Number :NA
Filing Date :NA
(62) Divisional to Application Number :NA
Filing Date :NA

(71)**Name of Applicant :**
1)BWG BERGWERK- UND WALZWERK-MASCHINENBAU GMBH
Address of Applicant :Mercartorstrae 74-78, Duisburg, Germany Germany
(72)**Name of Inventor :**
1)Dr. Andreas No
2)Dr. Jens Hoffmann
3)Friedhelm Ambaum

(57) Abstract :
The present invention relates to a method of connecting a trailing end of a first metal strip to the leading end of a second metal strip, in particular in a strip-treatment plant where the trailing and leading ends are positioned one above the other at an overlap and are connected to one another at the overlap at several connection points by clinching without separation, characterized in that the first strip and/or the second strip is/are formed as a cold rolled, non annealed metal strip, and for the strip connection at least 20 connection points per meter of strip width are set by clinching. Fig.: 1

No. of Pages : 23 No. of Claims : 10

(12) PATENT APPLICATION PUBLICATION
(21) Application No.4088/DELNP/2013 A
(19) INDIA
(22) Date of filing of Application :07/05/2013
(43) Publication Date : 20/05/2016

(54) Title of the invention : CONSENSUS PROSTATE ANTIGENS NUCLEIC ACID MOLECULE ENCODING THE SAME AND VACCINE AND USES COMPRISING THE SAME

(51) International classification :C07H21/00,C07K14/00
(31) Priority Document No :61/413176
(32) Priority Date :12/11/2010
(33) Name of priority country :U.S.A.
(86) International Application No :PCT/US2011/060592
Filing Date :14/11/2011
(87) International Publication No :WO 2012/065164
(61) Patent of Addition to Application Number :NA
Filing Date :NA
(62) Divisional to Application Number :NA
Filing Date :NA

(71)**Name of Applicant :**
1)THE TRUSTEES OF THE UNIVERSITY OF PENNSYLVANIA
Address of Applicant :3160 Chestnut Street Suite 200 Philadelphia Pennsylvania 19104 6283 U.S.A.
2)INOVIO PHARMACEUTICALS INC.
(72)**Name of Inventor :**
1)WEINER David B
2)YAN Jian
3)FERRARO Bernadette
4)SARDESAI Niranjan Y
5)RAMANATHAN Mathura P

(57) Abstract :
Provided herein are consensus amino acid sequences of prostate antigens that are capable of breaking tolerance in a targeted species, including PSA, PSMA, STEAP and PSCA antigens. Also provided are nucleic acid sequences that encode one or more consensus amino acid sequences of prostate antigens PSA, PSMA, STEAP and PSCA, as well as genetic constructs/vectors and vaccines expressing the sequences. Also provided herein are methods for generating an autoimmune response against prostate cancer cells by administering one or more of the vaccines, proteins, and/or nucleic acid sequences that are provided.

No. of Pages : 80 No. of Claims : 19

(12) PATENT APPLICATION PUBLICATION
(19) INDIA
(22) Date of filing of Application :16/09/2013
(21) Application No.8107/DELNP/2013 A
(43) Publication Date : 20/05/2016

(54) Title of the invention : PATENT ADAPTED AND IMPROVED ARTICULAR IMPLANTS DESIGNS SURGICAL PROCEDURES AND RELATED GUIDE TOOLS

(51) International classification :A61F2/30,A61F2/28,A61F2/76
(31) Priority Document No :61/443155
(32) Priority Date :15/02/2011
(33) Name of priority country :U.S.A.
(86) International Application No :PCT/US2012/025277
Filing Date :15/02/2012
(87) International Publication No :WO 2012/112701
(61) Patent of Addition to Application Number :NA
Filing Date :NA
(62) Divisional to Application Number :NA
Filing Date :NA

(71)**Name of Applicant :**
1)CONFORMIS INC.
Address of Applicant :11 North Avenue Burlington MA 01803 U.S.A.
(72)**Name of Inventor :**
1)BOJARSKI Raymond A.
2)LANG Philipp
3)CHAO Nam
4)FITZ Wolfgang
5)SLAMIN John
6)STEINES Daniel
7)MINAS Thomas
8)WONG Terrance

(57) Abstract :
Methods and devices are disclosed relating improved articular models implant components and related guide tools and procedures. In addition methods and devices are disclosed relating articular models implant components and/or related guide tools and procedures that include one or more features derived from patient data for example images of the patient s joint. The data can be used to create a model for analyzing a patient s joint and to devise and evaluate a course of corrective action. The data also can be used to create patient adapted implant components and related tools and procedures.

No. of Pages : 336 No. of Claims : 3

(12) PATENT APPLICATION PUBLICATION
(21) Application No.8771/DELNP/2013 A
(19) INDIA
(22) Date of filing of Application :09/10/2013
(43) Publication Date : 20/05/2016

(54) Title of the invention : MULTILAYER COMPONENT FOR THE ENCAPSULATION OF A SENSITIVE ELEMENT

(51) International classification :H01L51/52,H05B33/04
(31) Priority Document No :1153114
(32) Priority Date :08/04/2011
(33) Name of priority country :France
(86) International Application No :PCT/US2012/032616
Filing Date :06/04/2012
(87) International Publication No :WO 2012/139056
(61) Patent of Addition to Application Number :NA
Filing Date :NA
(62) Divisional to Application Number :NA
Filing Date :NA

(71)**Name of Applicant :**
1)SAINT GOBAIN PERFORMANCE PLASTICS CORPORATION
Address of Applicant :1199 South Chillicothe Road Aurora Ohio 44202 U.S.A.
(72)**Name of Inventor :**
1)LEYDER Charles
2)THOUMAZET Claire
3)PYTHON Martin

(57) Abstract :
This multilayer component (11) for encapsulating an element (12) which is sensitive to air and/or moisture comprises an organic polymer layer (1) and at least one barrier stack (2). The barrier stack (2) comprises at least one sequence of layers consisting of a retention layer (22) sandwiched between two high activation energy layers (21, 23) in which: for each of the two high activation energy layers (21, 23) the difference in activation energy for water vapor permeation between on the one hand a reference substrate coated with the high activation energy layer and on the other hand this same reference substrate when bare is greater than or equal to 20 kJ/mol; and the ratio of the effective water vapor diffusivity in the retention layer (22) on a reference substrate to the water vapor diffusivity in this same reference substrate when bare is strictly less than 0.1.

No. of Pages : 33 No. of Claims : 17

(12) PATENT APPLICATION PUBLICATION
(21) Application No.6615/DELNP/2013 A
(19) INDIA
(22) Date of filing of Application :24/07/2013
(43) Publication Date : 20/05/2016

(54) Title of the invention : PROCESS FOR THE PREPARATION OF A COMPOUD OF FORMULA (I)

(51) International classification :C07J 43/00
(31) Priority Document No :0418900.7
(32) Priority Date :24/08/2004
(33) Name of priority country :U.K.
(86) International Application No :PCT/GB05/003283
Filing Date :23/08/2005
(87) International Publication No :WO 2006/003283
(61) Patent of Addition to Application Number :NA
Filing Date :NA
(62) Divisional to Application Number :1298/DELNP/2007
Filed on :19/02/2007

(71)**Name of Applicant :**
1)BTG INTERNATIONAL LIMITED
Address of Applicant :10 FLEET PLACE, LIMEBURNER LANE, LONDON EC4M 7SB, GREAT BRITAIN U.K.
(72)**Name of Inventor :**
1)PAUL STANLEY BURY

(57) Abstract :
A process for the conversion of a dimethyl-2H-cyclopenta[a]phenanthren-17(14H)-one compound of formula (II) into a 10,13-dimethyl- 1 H-cyclopenta[a]phenanthren- 17-yl triflate compound of formula (III): wherein R represents hydrogen or a lower acyl group having 2 to 4 carbon atoms, or a protected derivative thereof; the triflating step being conducted in the presence of a base comprising a tertiary or heterocyclic amine selected h m the group consisting of pyridine, 2,6-lutidine, NmethyImorpholine, l,4-diazabicyclo[2.2.2]0ctane (DABCO), trimethylamine, triethylamine, N,N-diisopropylethylamine (DIPEA), quinuclidine and 1,8-diazabicyclo[5.4.O]undec-7-ene (DBU).

No. of Pages : 25 No. of Claims : 11

(12) PATENT APPLICATION PUBLICATION
(19) INDIA
(22) Date of filing of Application :24/07/2013
(21) Application No.6616/DELNP/2013 A
(43) Publication Date : 20/05/2016

(54) Title of the invention : PROCESS FOR THE PREPARATION OF A COMPOUND OF COMPOUND OF FORMULA (IV), (IVA) OR (V)

(51) International classification :C07J 43/00
(31) Priority Document No :0418900.7
(32) Priority Date :24/08/2004
(33) Name of priority country :U.K.
(86) International Application No :PCT/GB05/003283
Filing Date :23/08/2005
(87) International Publication No :WO 2006/003283
(61) Patent of Addition to Application Number :NA
Filing Date :NA
(62) Divisional to Application Number :1298/DELNP/2007
Filed on :19/02/2007

(71)**Name of Applicant :**
1)BTG INTERNATIONAL LIMITED
Address of Applicant :5 FLEET PLACE, LONDON EC4M 7RD, GREAT BRITAIN U.K.
(72)**Name of Inventor :**
1)PAUL STANLEY BURY

(57) Abstract :
A process for the conversion of a dimethyl-2H-cyclopenta[a]phenanthren-17(14/f)-one compound of formula (II) into a 10,13-dimethyl-lH-cyclopenta[a]phenanthren-17-yl triflate compound of formula (III): wherein R represents hydrogen or a lower acyl group having 2 to 4 carbon atoms, or a protected derivative thereof; the triflating step being conducted in the presence of a base comprising a tertiary or heterocyclic amine selected from the group consisting of pyridine, 2,6-lutidine, N-methylmorpholine, l,4-diazabicyclo[2.2.2]octane (DABCO), trimethylamine, triethylamine, N,N-diisopropylethylamine (DIPEA), quinuclidine and l,8-diazabicyclo[5.4.0]undec-7-ene (DBU).

No. of Pages : 26 No. of Claims : 11

(12) PATENT APPLICATION PUBLICATION
(19) INDIA
(22) Date of filing of Application :05/09/2013
(21) Application No.7821/DELNP/2013 A
(43) Publication Date : 20/05/2016

(54) Title of the invention : COMBINED CELL BASED GP96 IG SIV/HIV RECOMBINANT GP120 PROTEIN VACCINATION FOR PROTECTION FROM SIV/HIV

(51) International classification :A61K39/00
(31) Priority Document No :61/445884
(32) Priority Date :23/02/2011
(33) Name of priority country :U.S.A.
(86) International Application No :PCT/US2012/026256
Filing Date :23/02/2012
(87) International Publication No :WO 2012/116142
(61) Patent of Addition to Application Number :NA
Filing Date :NA
(62) Divisional to Application Number :NA
Filing Date :NA

(71)**Name of Applicant :**
1)UNIVERSITY OF MIAMI
Address of Applicant :Office of Technology Transfer 1400 NW 10th Avenue 12th Floor Miami FL 33136 U.S.A.
(72)**Name of Inventor :**
1)PODACK Eckhard R.
2)STRBO Natasa
3)FRANCHINI Genoveffa
4)VACCARI Monica

(57) Abstract :
Compositions are provided comprising heat shock protein immunoglobulins and retroviral antigens to induce systemic and mucosal immunity to infection from retroviruses such as Human Immunodeficiency Virus (HIV). Methods of treatment provided comprise administration of the compositions which boost the immune systems response to the retroviral antigens or immunogens.

No. of Pages : 58 No. of Claims : 49

(12) PATENT APPLICATION PUBLICATION
(19) INDIA
(22) Date of filing of Application :30/09/2013
(21) Application No.8472/DELNP/2013 A
(43) Publication Date : 20/05/2016

(54) Title of the invention : CUTTING BURR SHANK CONFIGURATION

(51) International classification :A61B17/16,B23B31/00
(31) Priority Document No :NA
(32) Priority Date :NA
(33) Name of priority country :NA
(86) International Application No :PCT/US2011/031505
Filing Date :07/04/2011
(87) International Publication No :WO 2012/138337
(61) Patent of Addition to Application Number :NA
Filing Date :NA
(62) Divisional to Application Number :NA
Filing Date :NA

(71)**Name of Applicant :**
1)SYNTHES USA LLC
Address of Applicant :1302 Wrights Lane East West Chester Pennsylvania 19380 U.S.A.
2)SYNTHES GMBH
(72)**Name of Inventor :**
1)DEL RIO Eddy H.
2)ENCK Duane Jeffrey

(57) Abstract :
A cutting burr (10) that includes a pair of axially spaced diamond shaped portions (18, 20) designed to be keyed into a spindle of a locking mechanism of a high speed surgical drilling instrument and adapted to fit into a single pawl thereof to lock said cutting burr in place so as to prevent axial movement thereof and provide concentric rotation of said cutting burr without any wobbling. The orientation of both portions may be identical with respect to a center plan and The diamond shape in the portion (18) at the proximal end (14) of the shank /16) of the cutting tool may be larger than the intermediately located diamond shape of the other portion (20). The apexes (32, 26) of the facets (34, 34a, 30, 30a) of the six sided diamond shape may be disposed below the surface of the shank of the cutting burr.

No. of Pages : 18 No. of Claims : 36

(12) PATENT APPLICATION PUBLICATION
(19) INDIA
(22) Date of filing of Application :20/10/2014
(21) Application No.8806/DELNP/2014 A
(43) Publication Date : 20/05/2016

(54) Title of the invention : A NOVEL INTERFERON-λ4 (IFNL4) PROTEIN, RELATED NUCLEIC ACID MOLECULES, AND USES THEREOF

(51) International classification	:C07K14/555,C12Q1/68,C12Q1/70
(31) Priority Document No	:61/616664
(32) Priority Date	:28/03/2012
(33) Name of priority country	:U.S.A.
(86) International Application No	:PCT/US2013/031624
Filing Date	:14/03/2013
(87) International Publication No	:WO 2013/148272
(61) Patent of Addition to Application Number	:NA
Filing Date	:NA
(62) Divisional to Application Number	:NA
Filing Date	:NA

(71)**Name of Applicant :**
1)THE UNITED STATES OF AMERICA AS REPRESENTED BY THE SECRETARY DEPARTMENT OF HEALTH AND HUMAN SERVICES
Address of Applicant :Office of Technology Transfer National Institute of Health 6011 Executive Boulevard Suite 325 MSC 7660 Bethesda MD 20892 7660 U.S.A.
(72)**Name of Inventor :**
1)PROKUNINA Liudmila
2)OBRIEN Thomas R.
3)MUCHMORE Brian
4)DONNELLY Raymond P.
5)PORTER GILL Patricia A.

(57) Abstract :
The invention is related to identification of an interferon analog (IFNL4) protein and genetic association with spontaneous clearance of HCV infection and response to treatment for HCV infection.

No. of Pages : 129 No. of Claims : 38

(12) PATENT APPLICATION PUBLICATION
(19) INDIA
(22) Date of filing of Application :21/05/2013
(21) Application No.4518/DELNP/2013 A
(43) Publication Date : 20/05/2016

(54) Title of the invention : GELATIN ENCAPSULATED ORAL CARE COMPOSITION CONTAINING HYDROPHILIC ACTIVE HYDROPHOBIC STRUCTURING AGENT AND OIL CARRIER

(51) International classification :A46B11/00,A61K8/11,A61K8/31
(31) Priority Document No :NA
(32) Priority Date :NA
(33) Name of priority country :NA
(86) International Application No :PCT/US2010/061315
Filing Date :20/12/2010
(87) International Publication No :WO 2012/087280
(61) Patent of Addition to Application Number :NA
Filing Date :NA
(62) Divisional to Application Number :NA
Filing Date :NA

(71)**Name of Applicant :**
1)COLGATE PALMOLIVE COMPANY
Address of Applicant :300 Park Avenue New York New York 10022 U.S.A.
(72)**Name of Inventor :**
1)ONTUMI Dennis Kembero
2)BOYD Thomas James
3)CHOPRA Suman Kumar
4)BROWN James Richard

(57) Abstract :
An encapsulated oral care composition includes: (a) a gelatin capsule; and (b) a oral care composition contained within the capsule and including: (i) a hydrophilic active; (ii) a hydrophobic structuring agent; and (iii) an oil carrier. The hydrophilic active is preferably cetylpyridinium chloride. The hydrophobic structuring agent is preferably a gelled mineral oil. The oil carrier is preferably a vegetable oil. A method of cleaning teeth includes applying to the teeth the encapsulated oral care composition such that the capsule releases the oral care composition to clean the teeth. A oral care implement includes: a handle; a head mounted to the handle the head having an outer surface and a plurality of tooth cleaning elements extending outwardly from the outer surface; and the encapsulated oral care composition positioned on the head.

No. of Pages : 14 No. of Claims : 14

(12) PATENT APPLICATION PUBLICATION
(19) INDIA
(22) Date of filing of Application :20/06/2013
(21) Application No.5555/DELNP/2013 A
(43) Publication Date : 20/05/2016

(54) Title of the invention : ENCASED TAMPER RESISTANT CONTROLLED RELEASE DOSAGE FORMS

(51) International classification :A61K9/20,A61K9/28,A61K31/485
(31) Priority Document No :61/426306
(32) Priority Date :22/12/2010
(33) Name of priority country :U.S.A.
(86) International Application No :PCT/IB2011/003152
Filing Date :21/12/2011
(87) International Publication No :WO 2012/085656
(61) Patent of Addition to Application Number :NA
Filing Date :NA
(62) Divisional to Application Number :NA
Filing Date :NA

(71)**Name of Applicant :**
1)PURDUE PHARMA L.P.
Address of Applicant :One Stamford Forum 201 Tresser Boulevard Stamford CT 06901 3431 U.S.A.
(72)**Name of Inventor :**
1)HUANG Haiyong Hugh

(57) Abstract :
In certain embodiments the present invention is directed to a solid controlled release dosage form comprising: a core comprising a first portion of an opioid analgesic dispersed in a first matrix material; and a shell encasing the core and comprising a second portion of the opioid analgesic dispersed in a second matrix material; wherein the amount of opioid analgesic released from the dosage form is proportional within 20% to elapsed time from 8 to 24 hours as measured by an in vitro dissolution in a USP Apparatus 1 (basket) at 100 rpm in 900 ml simulated gastric fluid without enzymes (SGF) at 37 C.

No. of Pages : 123 No. of Claims : 136

(12) PATENT APPLICATION PUBLICATION
(21) Application No.6133/DELNP/2013 A
(19) INDIA
(22) Date of filing of Application :09/07/2013
(43) Publication Date : 20/05/2016

(54) Title of the invention : PROCESSES FOR PREPARING ISOQUINOLINONES AND SOLID FORMS OF ISOQUINOLINONES

(51) International classification :A61K31/497
(31) Priority Document No :61/431304
(32) Priority Date :10/01/2011
(33) Name of priority country :U.S.A.
(86) International Application No :PCT/US2012/020831
Filing Date :10/01/2012
(87) International Publication No :WO 2012/097000
(61) Patent of Addition to Application Number :NA
Filing Date :NA
(62) Divisional to Application Number :NA
Filing Date :NA

(71)**Name of Applicant :**
1)INFINITY PHARMACEUTICALS INC.
Address of Applicant :780 Memorial Drive Cambridge MA 02139 U.S.A.
2)INTELLIKINE LLC
(72)**Name of Inventor :**
1)REN Pingda
2)MARTIN Michael
3)ISBESTER Paul
4)LANE Benjamin S.
5)KROPP Jason

(57) Abstract :
Polymorphs of chemical compounds that modulate kinase activity including PI3 kinase activity and compounds pharmaceutical compositions and methods of treatment of diseases and conditions associated with kinase activity including PI 3 kinase activity are described herein. Also provided herein are processes for preparing compounds polymorphs thereof and pharmaceutical compositions thereof.

No. of Pages : 261 No. of Claims : 68

(12) PATENT APPLICATION PUBLICATION
(19) INDIA
(22) Date of filing of Application :18/07/2013
(21) Application No.6436/DELNP/2013 A
(43) Publication Date : 20/05/2016

(54) Title of the invention : ASPHALT PAVING MATERIALS AND METHODS FOR MAKING THE SAME

(51) International classification	:C04B26/26,C04B14/02,C04B16/04
(31) Priority Document No	:61/437265
(32) Priority Date	:28/01/2011
(33) Name of priority country	:U.S.A.
(86) International Application No	:PCT/US2012/022535
Filing Date	:25/01/2012
(87) International Publication No	:WO 2012/103206
(61) Patent of Addition to Application Number	:NA
Filing Date	:NA
(62) Divisional to Application Number	:NA
Filing Date	:NA

(71)**Name of Applicant :**
1)HONEYWELL INTERNATIONAL INC.
Address of Applicant :Patent Services M/S AB/2B 101 Columbia Road P. O. Box 2245 Morristown New Jersey 07962 2245 U.S.A.
(72)**Name of Inventor :**
1)ROTZ Steven
2)HACKER Scott
3)RUAN Yonghong

(57) Abstract :
An asphalt paving material comprises an asphalt binder present in an amount of from about 3 to about 8 weight percent of the asphalt paving material. The asphalt binder comprises base asphalt and oxidized polyolefin that is present in an amount of from about 0.25 to about 10 weight percent of the base asphalt. Aggregate is present in an amount of about 92 to about 97 weight percent of the asphalt paving material. The oxidized polyolefin effectively adheres the asphalt binder to the aggregate so as to resist stripping of the asphalt binder from the aggregate caused by moisture.

No. of Pages : 20 No. of Claims : 15

(12) PATENT APPLICATION PUBLICATION
(19) INDIA
(22) Date of filing of Application :23/07/2013
(21) Application No.6588/DELNP/2013 A
(43) Publication Date : 20/05/2016

(54) Title of the invention : HISTONE DEACETYLASE INHIBITORS AND COMPOSITIONS AND METHODS OF USE THEREOF

(51) International classification :A01N37/08,A61K31/19
(31) Priority Document No :61/435678
(32) Priority Date :24/01/2011
(33) Name of priority country :U.S.A.
(86) International Application No :PCT/US2012/022216
Filing Date :23/01/2012
(87) International Publication No :WO 2012/103008
(61) Patent of Addition to Application Number :NA
Filing Date :NA
(62) Divisional to Application Number :NA
Filing Date :NA

(71)**Name of Applicant :**
1)CHDI FOUNDATION INC.
Address of Applicant :350 Seventh Avenue Suite 601 New York New York 10001 U.S.A.
(72)**Name of Inventor :**
1)LUCKHURST Christopher A.
2)HAUGHAN Alan F.
3)BRECCIA Perla
4)STOTT Andrew J.
5)BURLI Roland W.
6)HUGHES Samantha J.
7)MUNOZ SANJUAN Ignacio
8)DOMINGUEZ Celia
9)MANGETTE John E.

(57) Abstract :
Provided are certain histone deacetylase (HDAC) inhibitors of Formula I compositions thereof and methods of their use.

No. of Pages : 172 No. of Claims : 34

(12) PATENT APPLICATION PUBLICATION
(21) Application No.892/DEL/2006 A
(19) INDIA
(22) Date of filing of Application :30/03/2006
(43) Publication Date : 20/05/2016

(54) Title of the invention : A GREEN PROCESS FOR THE PREPARATION OF SUBSTITUTED CINNAMIC ESTERS WITH TRANS-SELECTIVITY

(51) International classification	:C07C 67/00	(71)**Name of Applicant :**
(31) Priority Document No	:NA	**1)COUNCIL OF SCIENTIFIC & INDUSTRIAL RESEARCH**
(32) Priority Date	:NA	Address of Applicant :ANUSANDHAN BHAWAN, RAFI MARG, NEW DELHI - 110 001, INDIA. Delhi India
(33) Name of priority country	:NA	(72)**Name of Inventor :**
(86) International Application No	:NA	**1)ARUN KUMAR SINHA**
Filing Date	:NA	**2)ANUJ SHARMA**
(87) International Publication No	:NA	**3)ANAND SWAROOP**
(61) Patent of Addition to Application Number	:NA	**4)VINOD KUMAR**
Filing Date	:NA	
(62) Divisional to Application Number	:NA	
Filing Date	:NA	

(57) Abstract :
The invention provides a green process for direct oxidation of a large number of substituted or unsubstitute d cinnamaldehydes or cinnamyl alcohols into the corresponding alkyl or aryl cinnamates in one step. These esters are immensely important compounds in flavour, perfumery and pharmaceutical industries. Some of the compounds are commercially utilized as drugs, e.g. a number of cinnamic acids and esters have been reported to be active glucosidase inhibiting agents. Similarly, the higher esters of substituted cinnamic acids, particularly the octyl methoxy cinnamates, are well known sunscreening agents. Moreover, these esters can itself be used as precursors for the synthesis of polyhetroalkylene esters which can be useful as raw materials for the synthesis of perfumes, drugs and as organic synthetic intermediates and as polymerisable materials. There are several prior arts available for the preparation of cinnamic esters, but , all of them suffer from deficiencies such as use of expensive reagents and catalysts, harsh reaction conditions, use of toxic chemicals and others. In contrast, our methodology is extremely simple and involves reaction of the substrate with an oxidizing agent mixed with a homogeneous or heterogeneous catalyst and an alcohol with or without organic solvent by stirring at room temperature or refluxing or under microwave or ultrasound irradiation to get the requisite products. We have invented an environmentally benign process which doesnt utilize hazardous chemicals. Moreover the catalyst used is recyclable and thus reduce the cost of these all important esters remarkably. The method is convenient, mild and can be directly utilsed by industries.

No. of Pages : 40 No. of Claims : 25

(12) PATENT APPLICATION PUBLICATION
(19) INDIA
(22) Date of filing of Application :05/09/2013
(21) Application No.7794/DELNP/2013 A
(43) Publication Date : 20/05/2016

(54) Title of the invention : SYNTHESIS OF INTERMEDIATE FOR TREPROSTINIL PRODUCTION

(51) International classification :C07D315/00,C07F7/04,C07F7/08
(31) Priority Document No :61/448317
(32) Priority Date :02/03/2011
(33) Name of priority country :U.S.A.
(86) International Application No :PCT/US2012/027234
Filing Date :01/03/2012
(87) International Publication No :WO 2012/118943
(61) Patent of Addition to Application Number :NA
Filing Date :NA
(62) Divisional to Application Number :NA
Filing Date :NA

(71)**Name of Applicant :**
1)UNITED THERAPEUTICS CORPORATION
Address of Applicant :1040 Spring Street Silver Spring Maryland 20910 U.S.A.
(72)**Name of Inventor :**
1)SHARMA Vijay

(57) Abstract :
The compound according to Formula I is an intermediate in the synthesis of prostacylin analogs. The present invention provides an efficient method for synthesizing a Formula I compound.

No. of Pages : 20 No. of Claims : 20

(12) PATENT APPLICATION PUBLICATION
(19) INDIA
(22) Date of filing of Application :10/09/2013
(21) Application No.7950/DELNP/2013 A
(43) Publication Date : 20/05/2016

(54) Title of the invention : OSMOTIC MEDIATED RELEASE SYNTHETIC NANOCARRIERS

(51) International classification :A61K9/22,A61K9/16,A61K9/20
(31) Priority Document No :61/467595
(32) Priority Date :25/03/2011
(33) Name of priority country :U.S.A.
(86) International Application No :PCT/US2012/030314
Filing Date :23/03/2012
(87) International Publication No:WO 2012/135010
(61) Patent of Addition to Application Number :NA
Filing Date :NA
(62) Divisional to Application Number :NA
Filing Date :NA

(71)**Name of Applicant :**
1)SELECTA BIOSCIENCES INC.
Address of Applicant :480 Arsenal Street Building One Watertown MA 02472 U.S.A.
(72)**Name of Inventor :**
1)ALTREUTER David H.
2)GRISET Aaron P.

(57) Abstract :
This invention relates at least in part to osmotic mediated release barrier free synthetic nanocarriers and methods of production and use.

No. of Pages : 71 No. of Claims : 80

(12) PATENT APPLICATION PUBLICATION
(19) INDIA
(22) Date of filing of Application :23/09/2013
(21) Application No.8268/DELNP/2013 A
(43) Publication Date : 20/05/2016

(54) Title of the invention : PERITONEAL DIALYSIS SYSTEMS DEVICES AND METHODS

(51) International classification :A61M1/28
(31) Priority Document No :61/466921
(32) Priority Date :23/03/2011
(33) Name of priority country :U.S.A.
(86) International Application No :PCT/US2012/030350
Filing Date :23/03/2012
(87) International Publication No :WO 2012/129501
(61) Patent of Addition to Application Number :NA
Filing Date :NA
(62) Divisional to Application Number :NA
Filing Date :NA

(71)**Name of Applicant :**
1)NXSTAGE MEDICAL INC.
Address of Applicant :350 Merrimack Street Lawrence MA 01843 U.S.A.
(72)**Name of Inventor :**
1)BURBANK Jeffrey H.
2)BRUGGER James M.
3)TREU Dennis M.
4)WYETH Mark T.

(57) Abstract :
An automated peritoneal dialysis system provides various features including prescription driven dialysis fluid preparation an integrated disposable fluid circuit and sensor capabilities that allow accurate filing and draining control with high safety margins. Features include a peritoneal fluid circuit with a pressure sensor at either end and methods and devices for using the pressure signals. Other features and embodiments are disclosed.

No. of Pages : 99 No. of Claims : 137

(12) PATENT APPLICATION PUBLICATION
(19) INDIA
(22) Date of filing of Application :15/10/2013
(21) Application No.8937/DELNP/2013 A
(43) Publication Date : 20/05/2016

(54) Title of the invention : BONE FRACTURE FIXATION CLAMP

(51) International classification :A61B17/82,A61B17/68
(31) Priority Document No :13/068397
(32) Priority Date :10/05/2011
(33) Name of priority country :U.S.A.
(86) International Application No :PCT/US2012/037304
Filing Date :10/05/2012
(87) International Publication No :WO 2012/154947
(61) Patent of Addition to Application Number :NA
Filing Date :NA
(62) Divisional to Application Number :NA
Filing Date :NA

(71)**Name of Applicant :**
1)SYNTHES GMBH
Address of Applicant :Eimattstrasse 3 CH 4439 Oberdorf Switzerland
(72)**Name of Inventor :**
1)POWELL Sean
2)LIMOUZE Robert
3)WEEKS Natasha
4)HAAG Rene
5)HAIDUKEWYCH George J.

(57) Abstract :
A bone fixation clamp comprises a first arcuate clamp member conforming to a shape of a bone and extending between a first connection end and a first free end, a second arcuate clamp member conforming to a shape of the bone, a second connection end of the second clamp member being pivotally attached to the first clamp member, the second clamp member extending between the second connection end and a second free end and a driving member received in the first clamp member passing out of the first clamp member to abut an abutment portion of the second member so that, as the driving member is extended further out of the first member, the driving member pivots the second clamp member relative to the first clamp member to draw the first and second free ends toward one another to apply a radially compressive force to the bone.

No. of Pages : 35 No. of Claims : 25

(12) PATENT APPLICATION PUBLICATION
(19) INDIA
(22) Date of filing of Application :15/10/2013
(21) Application No.8939/DELNP/2013 A
(43) Publication Date : 20/05/2016

(54) Title of the invention : METHOD AND SYSTEM FOR PROTECTING EXECUTION OF CRYPTOGRAPHIC HASH FUNCTIONS

(51) International classification :G06F21/00,G06F7/00
(31) Priority Document No :NA
(32) Priority Date :NA
(33) Name of priority country :NA
(86) International Application No :PCT/CA2011/050172
Filing Date :31/03/2011
(87) International Publication No :WO 2012/129638
(61) Patent of Addition to Application Number :NA
Filing Date :NA
(62) Divisional to Application Number :NA
Filing Date :NA

(71)**Name of Applicant :**
1)IRDETO B.V.
Address of Applicant :Taurus Avenue 105 2132 LS Hoofddorp Netherlands
(72)**Name of Inventor :**
1)EMMETT Jonathan
2)EISEN Philip Allan
3)MUIR James
4)MURDOCK Daniel

(57) Abstract :
A method of protecting the execution of a cryptographic hash function such as SHA-256 in a computing environment where inputs outputs and intermediate values can be observed. The method consists of encoding input messages so that hash function inputs are placed in a transformed domain and then applying a transformed cryptographic hash function to produce an encoded output digest; the transformed cryptographic hash function implements the cryptographic hash function in the transformed domain.

No. of Pages : 32 No. of Claims : 25

(12) PATENT APPLICATION PUBLICATION
(21) Application No.894/DEL/2004 A
(19) INDIA
(22) Date of filing of Application :18/05/2004
(43) Publication Date : 20/05/2016

(54) Title of the invention : MODIFIED SCIENCE ON CHEMISTRY/ASTROLOGY PORTION-I

(51) International classification :G01B
(31) Priority Document No :NA
(32) Priority Date :NA
(33) Name of priority country :NA
(86) International Application No :NA
Filing Date :NA
(87) International Publication No : NA
(61) Patent of Addition to Application Number :NA
Filing Date :NA
(62) Divisional to Application Number :NA
Filing Date :NA

(71)**Name of Applicant :**
1)PRATAP SINGH VASANDI
Address of Applicant :D-6/8, Sector-6, Rohini, Delhi Delhi India
(72)**Name of Inventor :**
1)PRATAP SINGH VASANDI

(57) Abstract :
In the starting /borning there is nature only as a null or a circle . Because nature is always changes , hence at the time of filling of temprature in this null/circle, this circle divided into equal parts upto maximum limit & these divided parts two types +ve and -ve . These parts caHed as neucli . These neucli are two types as P-type & N-type. After a period these neucli get effects & changes and make clements atom as per its numbering from 1 to 144 . When these elements atom react with each other . these made ditlerent universes & all elements in these. Every thing explained with experiments.

No. of Pages : 21 No. of Claims : 1

(12) PATENT APPLICATION PUBLICATION
(19) INDIA
(22) Date of filing of Application :11/09/2013
(21) Application No.7982/DELNP/2013 A
(43) Publication Date : 20/05/2016

(54) Title of the invention : MALIENATED DERIVATIVES

(51) International classification	:C10M129/72,C10M133/16,C10M159/20
(31) Priority Document No	:61/467273
(32) Priority Date	:24/03/2011
(33) Name of priority country	:U.S.A.
(86) International Application No Filing Date	:PCT/US2012/030291 :23/03/2012
(87) International Publication No	:WO 2012/129479
(61) Patent of Addition to Application Number Filing Date	:NA :NA
(62) Divisional to Application Number Filing Date	:NA :NA

(71)**Name of Applicant :**
1)ELEVANCE RENEWABLE SCIENCES
Address of Applicant :2501 Davey Road Woodridge Illinois 60517 U.S.A.
(72)**Name of Inventor :**
1)DIBIASE Stephen Augustine
2)RIZVI Syed Q.A.
3)HATEGAN Georgeta

(57) Abstract :
This invention relates to malienated derivatives made from maleic anhydride functionalized monomers and one or more additional reagents e.g. an oxygen containing reagent (e.g. alcohol polyol) a nitrogen containing reagent (e.g. amine polyamine aminoalcohol) a metal and/or a metal compound. The invention relates to lubricants functional fluids fuels dispersants detergents and functional compositions (e.g. cleaning solutions food compositions etc.)

No. of Pages : 197 No. of Claims : 76

(12) PATENT APPLICATION PUBLICATION
(19) INDIA
(22) Date of filing of Application :11/09/2013
(21) Application No.7983/DELNP/2013 A
(43) Publication Date : 20/05/2016

(54) Title of the invention : FUNCTIONALIZED MONOMERS

(51) International classification	:C10M129/72,C10M133/16,C10M159/20
(31) Priority Document No	:61/467273
(32) Priority Date	:24/03/2011
(33) Name of priority country	:U.S.A.
(86) International Application No Filing Date	:PCT/US2012/030282 :23/03/2012
(87) International Publication No	:WO 2012/129477
(61) Patent of Addition to Application Number Filing Date	:NA :NA
(62) Divisional to Application Number Filing Date	:NA :NA

(71)**Name of Applicant :**
1)ELEVANCE RENEWABLE SCIENCES
Address of Applicant :2501 Davey Road Woodridge Illinois 60517 U.S.A.
(72)**Name of Inventor :**
1)DIBIASE Stephen Augustine
2)RIZVI Syed Q.A.
3)HATEGAN Georgeta

(57) Abstract :
This invention relates to functionalized monomers which are reacted with an enophilic reagent (e.g. maleic anhydride) to form an enophilic reagent modified functionalized monomer. The enophilic reagent modified functionalized monomer may be further reacted with one or more additional reagents (e.g. oxygen containing reagents nitrogen containing reagents metals or metal compounds). The invention relates to base oils which may comprise functional base oils. The invention relates to lubricants functional fluids fuels dispersants detergents and functional compositions (e.g. cleaning solutions food products etc.).

No. of Pages : 199 No. of Claims : 84

(12) PATENT APPLICATION PUBLICATION
(19) INDIA
(22) Date of filing of Application :23/09/2013
(21) Application No.8292/DELNP/2013 A
(43) Publication Date : 20/05/2016

(54) Title of the invention : SYSTEMS METHODS AND ASSEMBLIES FOR SUPPLYING POWER TO AN OFFSHORE FACILITY

(51) International classification :F03B13/24,F03B17/06,F03B11/00
(31) Priority Document No :61/451649
(32) Priority Date :11/03/2011
(33) Name of priority country :U.S.A.
(86) International Application No :PCT/US2012/028214
Filing Date :08/03/2012
(87) International Publication No :WO 2012/125393
(61) Patent of Addition to Application Number :NA
Filing Date :NA
(62) Divisional to Application Number :NA
Filing Date :NA

(71)**Name of Applicant :**
1)CHEVRON U.S.A. INC.
Address of Applicant :6001 Bollinger Canyon Road San Ramon California 94583 U.S.A.
(72)**Name of Inventor :**
1)THORNTON Win
2)TEICHMAN Jesse

(57) Abstract :
The present invention is directed to processes and systems that use wave energy to drive one or more air turbines associated with an offshore facility wherein such turbines can generate electrical power for use on the offshore facility and/or adjacent facilities and equipment. The offshore facility can be an offshore platform or a floating vessel. The turbine can be housed within a structural member of the facility or a tubular member suspended from the facility. The turbine can also be housed within a tubular member connected to a structural member of the facility.

No. of Pages : 18 No. of Claims : 19

(12) PATENT APPLICATION PUBLICATION
(19) INDIA
(22) Date of filing of Application :23/09/2013
(21) Application No.8298/DELNP/2013 A
(43) Publication Date : 20/05/2016

(54) Title of the invention : EXCHANGER AND A PROCESS RELATING THERETO

(51) International classification :C07C2/64,C07C15/085,B01J19/26
(31) Priority Document No :13/170143
(32) Priority Date :27/06/2011
(33) Name of priority country :U.S.A.
(86) International Application No :PCT/US2012/039249
Filing Date :24/05/2012
(87) International Publication No :WO 2013/002923
(61) Patent of Addition to Application Number :NA
Filing Date :NA
(62) Divisional to Application Number :NA
Filing Date :NA

(71)**Name of Applicant :**
1)UOP LLC
Address of Applicant :25 East Algonquin Road P. O. Box 5017 Des Plaines Illinois 60017 5017 U.S.A.
(72)**Name of Inventor :**
1)SMITH Michael Roy
2)SCHULZ Russell
3)DALY Phillip F.
4)SECHRIST Paul Alvin

(57) Abstract :
One exemplary embodiment can be a process for alkylating. The process can include providing a first effluent from a first alkylation zone and providing a second effluent from a second alkylation zone. Generally the first and second effluents are provided to an exchanger for reboiling a fractionation zone.

No. of Pages : 17 No. of Claims : 10

(12) PATENT APPLICATION PUBLICATION
(19) INDIA
(22) Date of filing of Application :17/10/2013
(21) Application No.8975/DELNP/2013 A
(43) Publication Date : 20/05/2016

(54) Title of the invention : ABRASIVE ARTICLE FOR HIGH SPEED GRINDING OPERATIONS

(51) International classification :B24D3/24,C09K3/14,C09C1/68
(31) Priority Document No :61/470060
(32) Priority Date :31/03/2011
(33) Name of priority country :U.S.A.
(86) International Application No :PCT/US2012/031703
Filing Date :30/03/2012
(87) International Publication No :WO 2012/135770
(61) Patent of Addition to Application Number :NA
Filing Date :NA
(62) Divisional to Application Number :NA
Filing Date :NA

(71)**Name of Applicant :**
1)SAINT GOBAIN ABRASIVES INC
Address of Applicant :One New Bond Street Worcester Massachusetts 01615 0138 U.S.A.
2)SAINT GOBAIN ABRASIFS
(72)**Name of Inventor :**
1)SARANGI Nilanjan
2)FIX Renaud
3)WOODS Stephen
4)GAFFNEY Jim
5)CAMPANIELLO John
6)BESSE John R.
7)FOX Stephen E.

(57) Abstract :
An abrasive article can include a bonded abrasive body having abrasive particles comprising microcrystalline alumina (MCA) contained within a bond material. In an embodiment, the bonded abrasive body has a porosity of at least about 42 vol% of the total volume of the bonded abrasive body. Additionally, in an embodiment, the bonded abrasive body is capable of grinding a workpiece comprising metal at a speed of at least about 60 m/s at a material removal rate of at least about 0.4 in3/min/in (258 mm3/min/mm).

No. of Pages : 48 No. of Claims : 52

(12) PATENT APPLICATION PUBLICATION
(19) INDIA
(22) Date of filing of Application :17/10/2013
(21) Application No.8976/DELNP/2013 A
(43) Publication Date : 20/05/2016

(54) Title of the invention : ABRASIVE ARTICLE FOR HIGH SPEED GRINDING OPERATIONS

(51) International classification :B24D3/20,C09K3/14,C09C1/68
(31) Priority Document No :61/470064
(32) Priority Date :31/03/2011
(33) Name of priority country :U.S.A.
(86) International Application No :PCT/US2012/031673
Filing Date :30/03/2012
(87) International Publication No :WO 2012/135755
(61) Patent of Addition to Application Number :NA
Filing Date :NA
(62) Divisional to Application Number :NA
Filing Date :NA

(71)**Name of Applicant :**
1)SAINT GOBAIN ABRASIVES INC
Address of Applicant :One New Bond Street Worcester Massachusetts 01615 0138 U.S.A.
2)SAINT GOBAIN ABRASIFS
(72)**Name of Inventor :**
1)SARANGI Nilanjan
2)FIX Renaud
3)WOODS Stephen
4)GAFFNEY Jim
5)CAMPANIELLO John
6)BESSE John R.
7)FOX Stephen E.

(57) Abstract :
An abrasive article includes a bonded abrasive body having abrasive particles comprising microcrystalline alumina (MCA) contained within a bond material. In an embodiment, the bonded abrasive body has a strength ratio (MOR/MOE) of at least about 0.80.

No. of Pages : 45 No. of Claims : 59

(12) PATENT APPLICATION PUBLICATION
(21) Application No.7824/DELNP/2013 A
(19) INDIA
(22) Date of filing of Application :05/09/2013
(43) Publication Date : 20/05/2016

(54) Title of the invention : A METHOD FOR ENCODING AND SIMULTANEOUSLY DECODING IMAGES HAVING MULTIPLE COLOR COMPONENTS

(51) International classification :G06K9/00
(31) Priority Document No :61/447878
(32) Priority Date :01/03/2011
(33) Name of priority country :U.S.A.
(86) International Application No :PCT/US2012/027175
Filing Date :01/03/2012
(87) International Publication No :WO 2012/118912
(61) Patent of Addition to Application Number :NA
Filing Date :NA
(62) Divisional to Application Number :NA
Filing Date :NA

(71)**Name of Applicant :**
1)GRAPHIC SECURITY SYSTEMS CORPORATION
Address of Applicant :4450 Jog Road Lake Worth Florida 33467 U.S.A.
(72)**Name of Inventor :**
1)SLOBODAN Cvetkovic
2)ALASIA Thomas C.
3)ALASIA Alfred J.
4)QUINN Cary

(57) Abstract :
A method is provided for encoding a latent image having at least two color components into a visible image. A first and second image associated with first and second color components respectively are generated. The first image has a first pattern of elements and the second image has a second pattern of elements that are manipulated based on a corresponding color component provided in the latent image. A first and a second angle are assigned to the first image and the second image respectively. The first image and second image are aligned by orienting the first pattern of elements according to the first angle and second angle respectively. The aligned first image and second image are superimposed to render an encoded image that is decoded using a decoder that simultaneously display the first color component and the second color component of the latent image to present a color composite image.

No. of Pages : 59 No. of Claims : 20

(12) PATENT APPLICATION PUBLICATION
(19) INDIA
(22) Date of filing of Application :05/09/2013
(21) Application No.7826/DELNP/2013 A
(43) Publication Date : 20/05/2016

(54) Title of the invention : METHODS FOR SYNTHESIZING MOLYBDOPTERIN PRECURSOR Z DERIVATIVES

(51) International classification :A01N57/00,A61K31/665
(31) Priority Document No :61/444399
(32) Priority Date :18/02/2011
(33) Name of priority country :U.S.A.
(86) International Application No :PCT/US2012/025689
Filing Date :17/02/2012
(87) International Publication No :WO 2012/112922
(61) Patent of Addition to Application Number :NA
Filing Date :NA
(62) Divisional to Application Number :NA
Filing Date :NA

(71)**Name of Applicant :**
1)ALEXION PHARMA INTERNATIONAL SRL
Address of Applicant :Avenue du Tribunal Federal 34 1005 Lausanne Switzerland
(72)**Name of Inventor :**
1)LONG Xiangtian
2)DAI Danmei
3)BRUNNER Andreas
4)WATT Derek Kevin
5)CLINCH Keith
6)BAARS Sylvia Myrna
7)DIXON Rachel Anne
8)LITTLE Gillian Mary
9)LANDREAU Cyrille Abel Sbastien
10)PROISY Nicolas Georges Rene

(57) Abstract :
Provided herein are synthetic methods for preparing a compound of formula (I): Also provided herein are synthetic methods for preparing a compound of formula (XIII): The disclosure also provides useful intermediates derivatives prodrugs and pharmaceutically acceptable salts solvates and hydrates of the formula (I) and formula (XIII) compounds. These compounds are useful for treating diseases associated with molybdenum cofactor deficiency.

No. of Pages : 214 No. of Claims : 109

(12) PATENT APPLICATION PUBLICATION
(19) INDIA
(22) Date of filing of Application :10/10/2014
(21) Application No.8486/DELNP/2014 A
(43) Publication Date : 20/05/2016

(54) Title of the invention : 2.2 DIFLUOROPROPIONAMIDE DERIVATIVES OF BARDOXOLONE METHYL POLYMORPHIC FORMS AND METHODS OF USE THEREOF

(51) International classification	:C07J63/00,A61K31/565,A61P29/00
(31) Priority Document No	:61/687669
(32) Priority Date	:27/04/2012
(33) Name of priority country	:U.S.A.
(86) International Application No	:PCT/US2013/038064
Filing Date	:24/04/2013
(87) International Publication No	:WO 2013/163344
(61) Patent of Addition to Application Number	:NA
Filing Date	:NA
(62) Divisional to Application Number	:NA
Filing Date	:NA

(71)**Name of Applicant :**
1)REATA PHARMACEUTICALS INC.
Address of Applicant :2801 Gateway Drive Suite 150 Irving TX 75063 2648 U.S.A.
(72)**Name of Inventor :**
1)ANDERSON Eric
2)DECKER Andrea
3)LIU Xiaofeng

(57) Abstract :
The present invention relates generally to the compound: N-((4aS,6aR,6bS,8aR,12aS,14aR,14bS)-1 1-cyano-2,2,6a,6b,9,9,12a-heptamethyl-10,14-dioxo-1,2,3,4,4a,5,6,6a,6b,7,8,8a,9,10,12a,14,14a,14b- octadecahydropicen-4a-yl)-2,2-difluoropropanamide, polymorphic forms thereof, methods for preparation and use thereof, pharmaceutical compositions thereof, and kits and articles of manufacture thereof.

No. of Pages : 326 No. of Claims : 109

(12) PATENT APPLICATION PUBLICATION
(21) Application No.8821/DELNP/2014 A
(19) INDIA
(22) Date of filing of Application :20/10/2014
(43) Publication Date : 20/05/2016

(54) Title of the invention : MIRNA MODULATORS OF THERMOGENESIS

(51) International classification :C12N15/113
(31) Priority Document No :61/636059
(32) Priority Date :20/04/2012
(33) Name of priority country :U.S.A.
(86) International Application No :PCT/US2013/037579
Filing Date :22/04/2013
(87) International Publication No :WO 2013/159091
(61) Patent of Addition to Application Number :NA
Filing Date :NA
(62) Divisional to Application Number :NA
Filing Date :NA

(71)**Name of Applicant :**
1)APTAMIR THERAPEUTICS INC.
Address of Applicant :The Austin Technology Incubator 3925 West Braker Lane Austin, TX 78759, United States of America U.S.A.
(72)**Name of Inventor :**
1)THIBONNIER Marc

(57) Abstract :
Provided are novel methods and compositions for the modulation of thermogenesis. Such methods are particularly advantageous in that they allow for the reduction of body fat in a subject without the subject having to adjust their caloric intake through dieting modify their physical activity or undergo bariatric surgery. Accordingly the methods of the invention are particularly useful for treating or preventing obesity. Also provided are methods of screening for novel agents that modulate the activity of thermogenic regulators.

No. of Pages : 175 No. of Claims : 79

(12) PATENT APPLICATION PUBLICATION
(19) INDIA
(22) Date of filing of Application :28/10/2014
(21) Application No.8998/DELNP/2014 A
(43) Publication Date : 20/05/2016

(54) Title of the invention : PROCESSES FOR TREATING FLY ASHES

(51) International classification :C01F7/38,A62D3/36,A62D3/40
(31) Priority Document No :61/617422
(32) Priority Date :29/03/2012
(33) Name of priority country :U.S.A.
(86) International Application No :PCT/CA2013/000218
Filing Date :11/03/2013
(87) International Publication No :WO 2013/142957
(61) Patent of Addition to Application Number :NA
Filing Date :NA
(62) Divisional to Application Number :NA
Filing Date :NA

(71)**Name of Applicant :**
1)ORBITE ALUMINAE INC.
Address of Applicant :6505 route Transcanadienne Bureau 610 St Laurent Qubec H4T 1S3 Canada
(72)**Name of Inventor :**
1)BOUDREAULT Richard
2)FOURNIER Jo«l
3)PRIMEAU Denis

(57) Abstract :
There are provided processes for treating fly ash. For example the processes can comprise leaching fly ash with HCI so as to obtain a Ieachate comprising aluminum ions and a solid and separating the solid from the Ieachate; reacting the Ieachate with HCI so as to obtain a liquid and a precipitate comprising the aluminum ions in the form of AICI and separating the precipitate from the liquid; and heating the precipitate under conditions effective for converting AICI into AIO and optionally recovering gaseous HCI so produced.

No. of Pages : 121 No. of Claims : 291

(12) PATENT APPLICATION PUBLICATION
(21) Application No.519/DEL/2006 A
(19) INDIA
(22) Date of filing of Application :28/02/2006
(43) Publication Date : 20/05/2016

(54) Title of the invention : MOBILE IRRIGATION CONTROL DEVICE

(51) International classification :B05B3/00
(31) Priority Document No :NA
(32) Priority Date :NA
(33) Name of priority country :NA
(86) International Application No :NA
Filing Date :NA
(87) International Publication No : NA
(61) Patent of Addition to Application Number :NA
Filing Date :NA
(62) Divisional to Application Number :NA
Filing Date :NA

(71)**Name of Applicant :**
1)GURWINDER SINGH
Address of Applicant :VPO DATTA WALA, TEH DISTT. MOGA, PUNJAB. Punjab India
(72)**Name of Inventor :**
1)GURWINDER SINGH

(57) Abstract :
Mobile irrigation control device would be useful for Indian and world farmers to control the irrigatiorJ works by mobile. After attachment this device with irrigation motors starter then we can on and off the motor pump by personal mobile phone cell phone from any where in the world. Besides of this, we can know the three phase power status and irrigation motor running status by cell phone. This device may be help for farmers to save their time whichs they spend on irrigation motor starter switching on and off at night time because with the help of this device, this type of work they can done by cell phone. It is a new experience cell phone uses in agriculture

No. of Pages : 23 No. of Claims : 1

(12) PATENT APPLICATION PUBLICATION
(19) INDIA
(22) Date of filing of Application :10/07/2013
(21) Application No.6185/DELNP/2013 A
(43) Publication Date : 20/05/2016

(54) Title of the invention : COMBINATION THERAPY INCLUDING TUMOR ASSOCIATED ANTIGEN BINDING ANTIBODIES

(51) International classification :C07K16/30,A61K39/395,C07K16/28
(31) Priority Document No :11150527.7
(32) Priority Date :10/01/2011
(33) Name of priority country :EPO
(86) International Application No :PCT/EP2012/050295
Filing Date :10/01/2012
(87) International Publication No :WO 2012/095412
(61) Patent of Addition to Application Number :NA
Filing Date :NA
(62) Divisional to Application Number :NA
Filing Date :NA

(71)**Name of Applicant :**
1)CT ATLANTIC LTD.
Address of Applicant :Wagistrasse 14 CH 8952 Schlieren Switzerland
2)UNIVERSIT„T ZRICH
(72)**Name of Inventor :**
1)ESSLINGER Christoph
2)KNUTH Alexander
3)TREDER Martin
4)BROEK VAN DEN Maries
5)JAEGER Elke

(57) Abstract :
The present invention relates to a combination therapy including tumor associated antigen binding antibodies.

No. of Pages : 134 No. of Claims : 13

(12) PATENT APPLICATION PUBLICATION
(19) INDIA
(22) Date of filing of Application :16/07/2013
(21) Application No.6340/DELNP/2013 A
(43) Publication Date : 20/05/2016

(54) Title of the invention : PYRAZOLYL AND PYRIMIDINYL TRICYCLIC ENONES AS ANTIOXIDANT INFLAMMATION MODULATORS

(51) International classification :C07D231/54,C07D239/70,C07D401/04
(31) Priority Document No :61/424601
(32) Priority Date :17/12/2010
(33) Name of priority country :U.S.A.
(86) International Application No :PCT/US2011/065897
Filing Date :19/12/2011
(87) International Publication No :WO 2012/083306
(61) Patent of Addition to Application Number :NA
Filing Date :NA
(62) Divisional to Application Number :NA
Filing Date :NA

(71)**Name of Applicant :**
1)REATA PHARMACEUTICALS INC.
Address of Applicant :2801 Gateway Drive Suite 150 Irving TX 75063 2648 U.S.A.
(72)**Name of Inventor :**
1)ANDERSON Eric
2)BOLTON Gary L.
3)CAPRATHE Bradley
4)JIANG Xin
5)LEE Chitase
6)ROARK William H.
7)VISNICK Melean

(57) Abstract :
Disclosed herein are novel antioxidant inflammation modulators including those of the formula: (I) wherein the variables are defined herein. Also provided are pharmaceutical compositions kits and articles of manufacture comprising such compounds. Methods and intermediates useful for making the compounds and methods of using the compounds and compositions thereof are also provided.

No. of Pages : 406 No. of Claims : 142

(12) PATENT APPLICATION PUBLICATION
(21) Application No.6496/DELNP/2014 A
(19) INDIA
(22) Date of filing of Application :01/08/2014
(43) Publication Date : 20/05/2016

(54) Title of the invention : INERTING DEVICE TANK AND AIRCRAFT PROVIDED WITH SUCH A DEVICE AND CORRESPONDING METHOD

(51) International classification :B64D37/32
(31) Priority Document No :1252187
(32) Priority Date :12/03/2012
(33) Name of priority country :France
(86) International Application No :PCT/FR2013/050150
Filing Date :25/01/2013
(87) International Publication No :WO 2013/135981
(61) Patent of Addition to Application Number :NA
Filing Date :NA
(62) Divisional to Application Number :NA
Filing Date :NA

(71)**Name of Applicant :**
1)LAIR LIQUIDESOCIETE ANONYME POUR LETUDE ET LEXPLOITATION DES PROCEDES GEORGES CLAUDE
Address of Applicant :75 Quai dOrsay F 75007 Paris France
(72)**Name of Inventor :**
1)TIGER Xavier

(57) Abstract :
The invention relates to an inerting device for a pressurized aircraft fuel tank i.e. for a tank provided with a main vessel (2) and a separate overflow space (3) the device including a generator (1) of nitrogen enriched gas a circuit (4 5) for transferring the nitrogen enriched gas produced by the generator (1) the transfer circuit (4 5) including an upstream end connected to the generator (1) a first downstream end (4) which can be coupled to the main vessel (2) and a second downstream end (5) which can be coupled to the overflow space (3) the device including a sensor array (6 7) for measuring information representative of the pressure differential (P3 Pa) between the interior of the overflow space (3) and the exterior of the tank the device further including an electronic logic (8) receiving the measurements from the sensor array (6 7) the electronic logic (8) being connected to the generator (1) and/or to the transfer circuit (4 5) and being designed to control the supply of a nitrogen enriched gas flow to the second downstream end (5) when the pressure differential (P3 Pa) between the interior of the overflow space and the exterior drops below a predetermined threshold S.

No. of Pages : 21 No. of Claims : 11

(12) PATENT APPLICATION PUBLICATION
(19) INDIA
(22) Date of filing of Application :17/10/2013
(21) Application No.9009/DELNP/2013 A
(43) Publication Date : 20/05/2016

(54) Title of the invention : PYRIDINE AND PYRAZINE DERIVATIVES

(51) International classification :C07D401/12,C07D401/14,C07D407/14
(31) Priority Document No :61/488997
(32) Priority Date :23/05/2011
(33) Name of priority country :U.S.A.
(86) International Application No :PCT/US2012/032983
Filing Date :11/04/2012
(87) International Publication No :WO 2012/161877
(61) Patent of Addition to Application Number :NA
Filing Date :NA
(62) Divisional to Application Number :NA
Filing Date :NA

(71)**Name of Applicant :**
1)MERCK PATENT GMBH
Address of Applicant :Frankfurterstrasse 250 64293 Darmstadt Germany
(72)**Name of Inventor :**
1)HOELZEMANN Guenter
2)EGGENWEILER Hans Michael
3)KARRA Srinivasa R.

(57) Abstract :
Compounds of the formula (I) in which R, R1 and X have the meanings indicated in Claim 1, are inhibitors of TBKl and IKKe and can be employed, inter alia, for the treatment of cancer and inflammatory diseases

No. of Pages : 123 No. of Claims : 14

(12) PATENT APPLICATION PUBLICATION
(19) INDIA
(22) Date of filing of Application :01/11/2014
(21) Application No.9174/DELNP/2014 A
(43) Publication Date : 20/05/2016

(54) Title of the invention : A METAL-SEMICONDUCTOR-METAL (MSM) HETEROJUNCTION DIODE

(51) International classification :H01L29/861
(31) Priority Document No :61/687163
(32) Priority Date :19/04/2012
(33) Name of priority country :U.S.A.
(86) International Application No :PCT/US2013/037358
Filing Date :19/04/2013
(87) International Publication No :WO 2013/158986
(61) Patent of Addition to Application Number :NA
Filing Date :NA
(62) Divisional to Application Number :NA
Filing Date :NA

(71)**Name of Applicant :**
1)CARNEGIE MELLON UNIVERSITY
Address of Applicant :5000 Forbes Avenue Pittsburgh Pennsylvania 15213 U.S.A.
(72)**Name of Inventor :**
1)HUSSIN Rozana
2)CHEN Yixuan
3)LUO Yi

(57) Abstract :
In one aspect a diode comprises: a semiconductor layer having a first side and a second side opposite the first side the semiconductor layer having a thickness between the first side and the second side the thickness of the semiconductor layer being based on a mean free path of a charge carrier emitted into the semiconductor layer; a first metal layer deposited on the first side of the semiconductor layer; and a second metal layer deposited on the second side of the semiconductor layer.

No. of Pages : 30 No. of Claims : 25

(12) PATENT APPLICATION PUBLICATION
(19) INDIA
(22) Date of filing of Application :21/08/2013
(21) Application No.7377/DELNP/2013 A
(43) Publication Date : 20/05/2016

(54) Title of the invention : AMINO QUINOLINES AS KINASE INHIBITORS

(51) International classification :A61K31/4709
(31) Priority Document No :61/449574
(32) Priority Date :04/03/2011
(33) Name of priority country :U.S.A.
(86) International Application No :PCT/US2012/027439
Filing Date :02/03/2012
(87) International Publication No :WO 2012/122011
(61) Patent of Addition to Application Number :NA
Filing Date :NA
(62) Divisional to Application Number :NA
Filing Date :NA

(71)**Name of Applicant :**
1)GLAXOSMITHKLINE INTELLECTUAL PROPERTY (NO.2) LIMITED
Address of Applicant :980 Great West Road Brentford Middlesex TW8 9GS U.K.
(72)**Name of Inventor :**
1)BURY Michael Jonathan
2)CASILLAS Linda N.
3)CHARNLEY Adam Kenneth
4)HAILE Pamela A.
5)MARQUIS Robert W. Jr.
6)MEHLMANN John F.
7)ROMANO Joseph J.
8)SINGHAUS Robert R.
9)WANG Gren Z.

(57) Abstract :
Disclosed are compounds having the formula: wherein R1, R2, R3 and Z are as defined herein, and methods of making and using the same.

No. of Pages : 111 No. of Claims : 36

(12) PATENT APPLICATION PUBLICATION
(19) INDIA
(22) Date of filing of Application :26/08/2013
(21) Application No.7526/DELNP/2013 A
(43) Publication Date : 20/05/2016

(54) Title of the invention : INSECTICIDAL COMPOUNDS

(51) International classification	:C07C235/84,C07D213/72,C07D233/44
(31) Priority Document No	:11159188.9
(32) Priority Date	:22/03/2011
(33) Name of priority country	:EPO
(86) International Application No	:PCT/EP2012/054792
Filing Date	:19/03/2012
(87) International Publication No	:WO 2012/126881
(61) Patent of Addition to Application Number	:NA
Filing Date	:NA
(62) Divisional to Application Number	:NA
Filing Date	:NA

(71)**Name of Applicant :**
1)SYNGENTA PARTICIPATIONS AG
Address of Applicant :Schwarzwaldallee 215 CH 4058 Basel Switzerland
(72)**Name of Inventor :**
1)JUNG Pierre Joseph Marcel
2)HUETER Ottmar Franz
3)RENOLD Peter
4)PITTERNA Thomas

(57) Abstract :
The present invention relates to novel triazole derivatives of formula (I) having insecticidal activity, to processes and intermediates for preparing them, to insecticidal, acaricidal, nematicidal or moUuscicidal compositions comprising them and to methods of using them to combat and control insect, acarine, nematode or mollusc pests wherein A 1, A2, A3, A4, A5, A6, G1, G2, R1, R2, R3, L, Q1, Q2, R4, R5, R6, R7, Q2, Y1, Y2, Y3, Y4, Y5, Y6, Y7, Y8, and Y9 are as defined in claim 1; or salts or N-oxides thereof.

No. of Pages : 105 No. of Claims : 9

(12) PATENT APPLICATION PUBLICATION
(21) Application No.9291/DELNP/2013 A
(19) INDIA
(22) Date of filing of Application :28/10/2013
(43) Publication Date : 20/05/2016

(54) Title of the invention : DOWN-REGULATION OF A HOMEODOMAIN LEUCINE ZIPPER I CLASS HOMEOBOX GENE FOR IMPROVED PLANT PERFORMANCE

(51) International classification :C07K14/415,C12N15/82
(31) Priority Document No :61/480493
(32) Priority Date :29/04/2011
(33) Name of priority country :U.S.A.
(86) International Application No :PCT/US2012/034615
Filing Date :23/04/2012
(87) International Publication No :WO 2012/148835
(61) Patent of Addition to Application Number :NA
Filing Date :NA
(62) Divisional to Application Number :NA
Filing Date :NA

(71)**Name of Applicant :**
1)PIONEER HI BRED INTERNATIONAL INC.
Address of Applicant :7100 N.W. 62nd Avenue Johnston Iowa 50131 1014 U.S.A.
(72)**Name of Inventor :**
1)GUO Mei
2)NIU Xiaomu
3)RUPE Mary
4)SCHUSSLER Jeffrey

(57) Abstract :
Methods for modulating plants using optimized ZmME293 down-regulation constructs are disclosed. Also disclosed are nucleotide sequences, constructs, vectors, and modified plant cells, as well as transgenic plants displaying increased seed and/or biomass yield, improved tolerance to abiotic stress such as drought or high plant density, improved nitrogen utilization efficiency, increased ear number and/or reduction in time to scenescence.

No. of Pages : 88 No. of Claims : 33

(12) PATENT APPLICATION PUBLICATION
(19) INDIA
(22) Date of filing of Application :28/10/2013
(21) Application No.9295/DELNP/2013 A
(43) Publication Date : 20/05/2016

(54) Title of the invention : ANTIBODIES FOR TREATMENT OF CANCER EXPRESSING CLAUDIN 6

(51) International classification :C07K16/30,A61K39/395
(31) Priority Document No :11004004.5
(32) Priority Date :13/05/2011
(33) Name of priority country :EPO
(86) International Application No :PCT/EP2012/001721
Filing Date :20/04/2012
(87) International Publication No :WO 2012/156018
(61) Patent of Addition to Application Number :NA
Filing Date :NA
(62) Divisional to Application Number :NA
Filing Date :NA

(71)**Name of Applicant :**
1)GANYMED PHARMACEUTICALS AG
Address of Applicant :Freiligrathstrasse 12 55131 Mainz Germany
2)JOHANNES GUTENBERG UNIVERSIT„T MAINZ
(72)**Name of Inventor :**
1)SAHIN Ugur
2)TRECI –zlem
3)KOSLOWSKI Michael
4)WALTER Korden
5)W–LL Stefan
6)KREUZBERG Maria
7)HUBNER Bernd
8)ERDELJAN Michael
9)WEICHEL Michael

(57) Abstract :
The present invention provides antibodies useful as therapeutics for treating and/or preventing diseases associated with cells expressing CLDN6, including tumor- related diseases such as ovarian cancer, lung cancer, gastric cancer, breast cancer, hepatic cancer, pancreatic cancer, skin cancer, malignant melanoma, head and neck cancer, sarcoma, bile duct cancer, cancer of the urinary bladder, kidney cancer, colon cancer, placental choriocarcinoma, cervical cancer, testicular cancer, and uterine cancer.

No. of Pages : 206 No. of Claims : 29

(12) PATENT APPLICATION PUBLICATION
(21) Application No.9297/DELNP/2013 A
(19) INDIA
(22) Date of filing of Application :29/10/2013
(43) Publication Date : 20/05/2016

(54) Title of the invention : DEVICES SYSTEMS METHODS AND MEDIA FOR DETECTING INDEXING AND COMPARING VIDEO SIGNALS FROM A VIDEO DISPLAY IN A BACKGROUND SCENE USING A CAMERA ENABLED DEVICE

(51) International classification :G06K9/34
(31) Priority Document No :61/469875
(32) Priority Date :31/03/2011
(33) Name of priority country :U.S.A.
(86) International Application No :PCT/IB2012/051584
Filing Date :01/04/2012
(87) International Publication No :WO 2012/131653
(61) Patent of Addition to Application Number :NA
Filing Date :NA
(62) Divisional to Application Number :NA
Filing Date :NA

(71)**Name of Applicant :**
1)TVTAK LTD
Address of Applicant :Harel Road 3 85025 Meitar Israel
(72)**Name of Inventor :**
1)AMSELEM David
2)HAVA, Yuval
3)SHAVIT, Adi
4)SHAVIT, Dana

(57) Abstract :
The present invention discloses methods for detecting, indexing, and comparing video signals from a video display in a background scene using a camera-enabled device. Methods include the steps of: pointing a camera-enabled (CEN) device at a video-signal surface; detecting a location of the video-signal surface in the background scene on the CEN device; and extracting at least one frame from the detected video-signal surface. Preferably, the method further includes the steps of: obtaining at least one image from at least one extracted frame; computing at least one compact signature from at least one image; comparing at least one compact signature with at least one stored compact signature in a database; and determining whether at least one match was found between at least one compact signature and at least one stored compact signature.

No. of Pages : 40 No. of Claims : 22

(12) PATENT APPLICATION PUBLICATION
(21) Application No.9470/DELNP/2013 A
(19) INDIA
(22) Date of filing of Application :04/11/2013
(43) Publication Date : 20/05/2016

(54) Title of the invention : ANTI NERVE GROWTH FACTOR ANTIBODIES AND METHODS OF PREPARING AND USING THE SAME

(51) International classification :C07K16/22,C07K16/46
(31) Priority Document No :61/483481
(32) Priority Date :06/05/2011
(33) Name of priority country :U.S.A.
(86) International Application No :PCT/GB2012/051002
Filing Date :08/05/2012
(87) International Publication No :WO 2012/153121
(61) Patent of Addition to Application Number :NA
Filing Date :NA
(62) Divisional to Application Number :NA
Filing Date :NA

(71)**Name of Applicant :**
1)NVIP PTY LTD
Address of Applicant :9 Meaden Street Southbank Victoria 3006 Australia
(72)**Name of Inventor :**
1)GEARING David

(57) Abstract :
A method of preparing an antibody suitable for use in a canine is provided. Also provided are caninised antibodies which specifically bind to canine neuronal growth factor (NGF) and neutralise the ability of canine NGF to bind to the p75 or TrkA canine NGF receptor. The invention extends to nucleic acids encoding same and to methods of treating pain and arthritis in a canine using said antibodies and/or nucleic acids.

No. of Pages : 151 No. of Claims : 90

(12) PATENT APPLICATION PUBLICATION
(19) INDIA
(22) Date of filing of Application :28/10/2013
(21) Application No.9276/DELNP/2013 A
(43) Publication Date : 20/05/2016

(54) Title of the invention : AROMATIC AMIDES AND USES THEREOF

(51) International classification	:C07D261/02,C07D233/54,A61K31/4245
(31) Priority Document No	:61/477197
(32) Priority Date	:20/04/2011
(33) Name of priority country	:U.S.A.
(86) International Application No Filing Date	:PCT/AU2012/000416 :20/04/2012
(87) International Publication No	:WO 2012/142671
(61) Patent of Addition to Application Number Filing Date	:NA :NA
(62) Divisional to Application Number Filing Date	:NA :NA

(71)**Name of Applicant :**
1)BIOTA SCIENTIFIC MANAGEMENT PTY LTD
Address of Applicant :Unit 10 585 Blackburn Road Notting Hill Victoria 3168 Australia
(72)**Name of Inventor :**
1)HAYDON David John
2)CZAPLEWSKI Lloyd George
3)STOKES Neil Robert
4)DAVIES David
5)COLLINS Ian
6)PALMER James T
7)MITCHELL Jeffrey Peter
8)PITT Gary Robert William
9)OFFERMANN Daniel

(57) Abstract :
The present invention provides compounds of Formula (I): and salts, racemates, isomers, diastereoisomers, enantiomers, hydrates, solvates, N-oxides, pharmaceutically acceptable derivatives or prodrugs thereof. Also provided the use of these compounds as antibacterials, compositions comprising them and processes for their manufacture.

No. of Pages : 182 No. of Claims : 20

(12) PATENT APPLICATION PUBLICATION
(19) INDIA
(22) Date of filing of Application :28/10/2013
(21) Application No.9277/DELNP/2013 A
(43) Publication Date : 20/05/2016

(54) Title of the invention : MODIFIED VARIABLE DOMAIN MOLECULES AND METHODS FOR PRODUCING AND USING THEM B

(51) International classification	:C07K16/00,A61K39/395,C12P21/00
(31) Priority Document No	:2011901522
(32) Priority Date	:21/04/2011
(33) Name of priority country	:Australia
(86) International Application No	:PCT/AU2012/000403
Filing Date	:19/04/2012
(87) International Publication No	:WO 2012/142662
(61) Patent of Addition to Application Number	:NA
Filing Date	:NA
(62) Divisional to Application Number	:NA
Filing Date	:NA

(71)**Name of Applicant :**
1)GARVAN INSTITUTE OF MEDICAL RESEARCH
Address of Applicant :384 Victoria Street Darlinghurst New South Wales 2010 Australia
(72)**Name of Inventor :**
1)CHRIST Daniel
2)DUDGEON Kip
3)ROUET Romain

(57) Abstract :
The present disclosure provides an isolated protein comprising an antibody light chain variable domain (VL) comprising at least one negatively charged amino acid positioned between residues 49 to 56 according to the numbering system of Kabat the protein capable of binding specifically to an antigen.

No. of Pages : 125 No. of Claims : 43

(12) PATENT APPLICATION PUBLICATION
(19) INDIA
(22) Date of filing of Application :01/11/2013
(21) Application No.9451/DELNP/2013 A
(43) Publication Date : 20/05/2016

(54) Title of the invention : LIGHTING DEVICE AND DISPLAY DEVICE

(51) International classification :G02F1/13357,F21S2/00,G02F1/13
(31) Priority Document No :2011105559
(32) Priority Date :10/05/2011
(33) Name of priority country :Japan
(86) International Application No :PCT/JP2012/061913
Filing Date :09/05/2012
(87) International Publication No :WO 2012/153779
(61) Patent of Addition to Application Number :NA
Filing Date :NA
(62) Divisional to Application Number :NA
Filing Date :NA

(71)**Name of Applicant :**
1)SONY CORPORATION
Address of Applicant :1 7 1 Konan Minato ku Tokyo 1080075 Japan
(72)**Name of Inventor :**
1)SHINKAI Shogo
2)SATO Harumi
3)EBISUI Akira
4)OKUYAMA Kentaro
5)TAKAHASHI Yuji

(57) Abstract :
The purpose of the present invention is to provide a display device capable of improving both the display brightness and the display quality of a 3D display. A light modulation element (30) adhered to a light guide plate (10) in this display device is provided with a light modulation layer therein that includes bulk and fine particles. The bulk and the fine particles both have optical anisotropy and have different response speeds to an electric field. When an electric field is applied to the light modulation layer the optical axis (AX1) of the bulk and the optical axis (AX2) of the fine particles are perpendicular to one another in light modulation cells (30 1 30 2). Herein the optical axis (AX1) of the bulk is parallel to the transmission axis (AX10) of the polarizing plate (210B) on the backlight side.

No. of Pages : 223 No. of Claims : 20

(12) PATENT APPLICATION PUBLICATION
(19) INDIA
(22) Date of filing of Application :01/11/2013
(21) Application No.9452/DELNP/2013 A
(43) Publication Date : 20/05/2016

(54) Title of the invention : AN APPARATUS

(51) International classification :C02F 1/44
(31) Priority Document No :60/639,444
(32) Priority Date :22/12/2004
(33) Name of priority country :U.S.A.
(86) International Application No :PCT/US2005/046630
Filing Date :22/12/2005
(87) International Publication No :WO 2006/083427
(61) Patent of Addition to Application Number :NA
Filing Date :NA
(62) Divisional to Application Number :4810/DELNP/2007
Filed on :21/06/2007

(71)**Name of Applicant :**
1)MASSINGILL, JOHN LEE
Address of Applicant :104 INWOOD DRIVE, SAN MARCOS, TEXAS 78666, UNITED STATES OF AMERICA U.S.A.
(72)**Name of Inventor :**
1)MASSINGILL, JOHN LEE

(57) Abstract :
A fiber reaction process whereby reactive components contained in immiscible streams are brought into contact to effect chemical reactions and separations. The conduit reactor utilized contains wettable fibers onto which one stream is substantially constrained and a second stream is flowed over to continuously create a new interface there between to efficiently bring about contact of the reactive species and thus promote reactions thereof or extractions thereby. Co-solvents and phase transfer catalysts may be employed to facilitate the process.

No. of Pages : 25 No. of Claims : 10

(12) PATENT APPLICATION PUBLICATION
(21) Application No.9453/DELNP/2013 A
(19) INDIA
(22) Date of filing of Application :01/11/2013
(43) Publication Date : 20/05/2016

(54) Title of the invention : PROCESS FOR CONDUCTING CHEMICAL REACTIONS IN A CONDUIT REACTOR CONTAINING FIBERS

(51) International classification :G21C
(31) Priority Document No :60/639,444
(32) Priority Date :22/12/2004
(33) Name of priority country :U.S.A.
(86) International Application No :PCT/US2005/046630
Filing Date :22/12/2005
(87) International Publication No :WO 2006/083427
(61) Patent of Addition to Application Number :NA
Filing Date :NA
(62) Divisional to Application Number :4810/DELNP/2007
Filed on :21/06/2007

(71)**Name of Applicant :**
1)MASSINGILL, JOHN LEE
Address of Applicant :104 INWOOD DRIVE, SAN MARCOS, TEXES 78666, UNITED STATES OF AMERICA U.S.A.
(72)**Name of Inventor :**
1)MASSINGILL, JOHN LEE

(57) Abstract :
A fiber reaction process whereby reactive components contained in immiscible streams are brought into contact to effect chemical reactions and separations. The conduit reactor utilized contains wettable fibers onto which one stream is substantially constrained and a second stream is flowed over to continuously create a new interface there between to efficiently bring about contact of the reactive species and thus promote reactions thereof or extractions thereby. Co-solvents and phase transfer catalysts may be employed to facilitate the process.

No. of Pages : 24 No. of Claims : 4

(12) PATENT APPLICATION PUBLICATION
(19) INDIA
(22) Date of filing of Application :21/11/2013
(21) Application No.9995/DELNP/2013 A
(43) Publication Date : 20/05/2016

(54) Title of the invention : DETECTION OF TARGET NUCLEIC ACID SEQUENCES BY PO CLEAVAGE AND HYBRIDIZATION

(51) International classification :C12Q1/68,C12N15/10,C12N15/11
(31) Priority Document No :1020110042332
(32) Priority Date :04/05/2011
(33) Name of priority country :Republic of Korea
(86) International Application No :PCT/KR2012/003497
Filing Date :03/05/2012
(87) International Publication No :WO 2012/150835
(61) Patent of Addition to Application Number :NA
Filing Date :NA
(62) Divisional to Application Number :NA
Filing Date :NA

(71)**Name of Applicant :**
1)SEEGENE INC.
Address of Applicant :8FL 9FL Taewon Bldg. 65 5 Bangi dong Songpa gu Seoul 138 050 Republic of Korea
(72)**Name of Inventor :**
1)CHUN Jong Yoon
2)LEE Young Jo

(57) Abstract :
The present invention relates to the detection of a target nucleic acid sequence by a POCH (PO Cleavage and Hybridization) assay on a solid substrate. The present invention detects the target nucleic acid sequence by use of in which the PO (Probing Oligonucleotide) hybridized with the target nucleic acid sequence is cleaved and the cleavage of the PO is detected by hybridization with the CO (Capturing Oligonucleotide). In the present invention an uncleaved PO is hybridized with the CO immobilized onto the solid substrate. The designs of the PO and the CO are convenient and the optimization of reaction conditions is routinely easy in the present invention. Where the detection of signal on the solid substrate is continuously performed along with repetition of cleavage of the POs in the present invention the number of the POs cleaved is increased upon the repetition number of the cleavage reaction and the signal is changed in parallel with the number of the POs cleaved. Then the target nucleic acid sequence can be detected in a real time manner. In contrast the change of the signal is not observed in the absence of the target nucleic acid sequence.

No. of Pages : 121 No. of Claims : 59

(12) PATENT APPLICATION PUBLICATION
(19) INDIA
(22) Date of filing of Application :28/06/2013
(21) Application No.5864/DELNP/2013 A
(43) Publication Date : 20/05/2016

(54) Title of the invention : ANTI NOTCH1 ANTIBODIES

(51) International classification :C07K16/28
(31) Priority Document No :61/423578
(32) Priority Date :15/12/2010
(33) Name of priority country :U.S.A.
(86) International Application No :PCT/IB2011/055595
Filing Date :09/12/2011
(87) International Publication No :WO 2012/080926
(61) Patent of Addition to Application Number :NA
Filing Date :NA
(62) Divisional to Application Number :NA
Filing Date :NA

(71)**Name of Applicant :**
1)WYETH LLC
Address of Applicant :Five Giralda Farms Madison NJ 07940 U.S.A.
(72)**Name of Inventor :**
1)GELES Kenneth G.
2)ZHOU Bin Bing Stephen
3)TCHISTIAKOVA Lioudmila Gennadievna
4)GAO Yijie
5)BARD Joel

(57) Abstract :
The present invention provides for antibodies that bind to Notch1. The present disclosure also provides methods of making the antibodies pharmaceutical compositions comprising these antibodies and methods of treating disorders with the antibodies and pharmaceutical compositions.

No. of Pages : 220 No. of Claims : 45

(12) PATENT APPLICATION PUBLICATION
(19) INDIA
(22) Date of filing of Application :28/06/2013
(21) Application No.5866/DELNP/2013 A
(43) Publication Date : 20/05/2016

(54) Title of the invention : SUBSTITUTED PYRIDINES AS SODIUM CHANNEL BLOCKERS

(51) International classification	:C07D213/75,C07D401/02,C07D401/12
(31) Priority Document No	:61/426318
(32) Priority Date	:22/12/2010
(33) Name of priority country	:U.S.A.
(86) International Application No Filing Date	:PCT/IB2011/003137 :21/12/2011
(87) International Publication No	:WO 2012/085650
(61) Patent of Addition to Application Number Filing Date	:NA :NA
(62) Divisional to Application Number Filing Date	:NA :NA

(71)**Name of Applicant :**
1)PURDUE PHARMA L.P.
Address of Applicant :One Stamford Forum 201 Tresser Boulevard Stamford CT 06901 3431 U.S.A.
(72)**Name of Inventor :**
1)NI Chiyou
2)PARK Minnie
3)SHAO Bin
4)TAFESSE Laykea
5)YAO Jiangchao
6)YOUNGMAN Mark
7)ZHOU Xiaoming

(57) Abstract :
The invention relates to substituted pyridine compounds of Formula I : (I) and the pharmaceutically acceptable salts, prodrugs, and solvates thereof, wherein Rl , Rl , R , R , R , A1, A2, and X are defined as set forth in the specification. The invention is also directed to the use of compounds of Formula I to treat a disorder responsive to the blockade of sodium channels. Compounds of the present invention are especially useful for treating pain.

No. of Pages : 167 No. of Claims : 76

(12) PATENT APPLICATION PUBLICATION
(21) Application No.9848/DELNP/2013 A
(19) INDIA
(22) Date of filing of Application :15/11/2013
(43) Publication Date : 20/05/2016

(54) Title of the invention : OSA/CSA DIAGNOSIS USING RECORDED BREATH SOUND AMPLITUDE PROFILE AND PITCH CONTOUR

(51) International classification :A61B5/08,G06F19/00
(31) Priority Document No :61/486855
(32) Priority Date :17/05/2011
(33) Name of priority country :U.S.A.
(86) International Application No :PCT/CA2012/000494
Filing Date :17/05/2012
(87) International Publication No :WO 2012/155257
(61) Patent of Addition to Application Number :NA
Filing Date :NA
(62) Divisional to Application Number :NA
Filing Date :NA

(71)**Name of Applicant :**
1)UNIVERSITY HEALTH NETWORK
Address of Applicant :190 Elizabeth Street R. Fraser Elliott Building Room 1S 417 Toronto Ontario M5G 2C4 Canada
(72)**Name of Inventor :**
1)ALSHAER Hisham
2)FERNIE Geoffrey Roy
3)BRADLEY T. Douglas
4)AKL Ahmad Ziad

(57) Abstract :
Disclosed herein are breathing disorder identification characterization and diagnosis methods devices and systems. In general the disclosed methods devices and systems may rely on the characterization of breath sound amplitudes periodic breath sounds and/or aperiodic breath sounds to characterize a breathing disorder as obstructive (e.g. obstructive sleep apnea OSA) or non obstructive (e.g. central sleep apnea CSA).

No. of Pages : 121 No. of Claims : 55

(12) PATENT APPLICATION PUBLICATION
(21) Application No.11799/DELNP/2015 A
(19) INDIA
(22) Date of filing of Application :28/12/2015
(43) Publication Date : 20/05/2016

(54) Title of the invention : CAST ARTICLE MANUFACTURING METHOD

(51) International classification :B22D18/04,B22D27/09
(31) Priority Document No :
(32) Priority Date : -
(33) Name of priority country :Not Selected
(86) International Application No :PCT/JP2014/066287
Filing Date :19/06/2014
(87) International Publication No :WO 2014/203966
(61) Patent of Addition to Application Number :NA
Filing Date :NA
(62) Divisional to Application Number :NA
Filing Date :NA

(71)**Name of Applicant :**
1)HITACHI METALS LTD.
Address of Applicant :2 1 Shibaura 1 chome Minato ku Tokyo 1058614 Japan
(72)**Name of Inventor :**
1)KAWABATA Masahide
2)WANG Lin
3)FUJII Yoshimasa

(57) Abstract :
A cast article manufacturing method for obtaining a cast article Dy pouring molten metal into a porous mold (\) by gravity, wherein a cavity o f the porous mold comprises at least a gate part (6), a runner part (7), and a product part (9), the method comprises a step in which, in order to fill the molten metal (12) into a desired cavity part (10) including the product part, molten metal with a volume approximately equal to that of the desired cavity part is poured : from the gate part, before the molten metal is filled into the desired cavity part, gas (14) is supplied from the gate part, and the poured molten metal is filled into the desired cavity part, and the molten metal is solidified by directly or indirectly cooling a molten metal portion which the gas is in contact with by moisture (16) supplied from the outside of the porous mold simultaneously with the supply of the gas, during the supply thereof, or after the supply thereof.

No. of Pages : 38 No. of Claims : 10

(12) PATENT APPLICATION PUBLICATION
(19) INDIA
(22) Date of filing of Application :20/08/2013
(21) Application No.7348/DELNP/2013 A
(43) Publication Date : 20/05/2016

(54) Title of the invention : VACCINES AND COMPOSITIONS AGAINST STREPTOCOCCUS PNEUMONIAE

(51) International classification :A61K39/09,A61K38/00
(31) Priority Document No :61/434818
(32) Priority Date :20/01/2011
(33) Name of priority country :U.S.A.
(86) International Application No :PCT/US2012/022128
Filing Date :20/01/2012
(87) International Publication No :WO 2012/100234
(61) Patent of Addition to Application Number :NA
Filing Date :NA
(62) Divisional to Application Number :NA
Filing Date :NA

(71)**Name of Applicant :**
1)GENOCEA BIOSCIENCES INC.
Address of Applicant :Cambridge Discovery Park, 100.Acorn Park Drive, 5th Floor, Cambridge Massachusetts 02140 United States of America U.S.A.
2)CHILDRENS MEDICAL CENTER CORPORATION
(72)**Name of Inventor :**
1)GIERAHN Todd
2)MALLEY Richard

(57) Abstract :
Streptococcus pneumoniae is a major health concern, especially in very young, elderly, or immunocompromised patients. The present disclosure provides, inter alia, certain highly effective vaccines and pharmaceutical compositions in Streptococcus pneumoniae. The antigens may be used therapeutically or prophylactically.

No. of Pages : 262 No. of Claims : 35

(12) PATENT APPLICATION PUBLICATION
(19) INDIA
(22) Date of filing of Application :22/10/2013
(21) Application No.9118/DELNP/2013 A
(43) Publication Date : 20/05/2016

(54) Title of the invention : NOVEL 3 HYDROXYISOTHIAZOLE 1 OXIDE DERIVATIVE

(51) International classification :C07D275/02,A61K31/4155,A61K31/425
(31) Priority Document No :2011100203
(32) Priority Date :27/04/2011
(33) Name of priority country :Japan
(86) International Application No :PCT/JP2012/059933
Filing Date :11/04/2012
(87) International Publication No :WO 2012/147518
(61) Patent of Addition to Application Number :NA
Filing Date :NA
(62) Divisional to Application Number :NA
Filing Date :NA

(71)**Name of Applicant :**
1)MOCHIDA PHARMACEUTICAL CO.LTD.
Address of Applicant :7 Yotsuya 1 chome Shinjuku ku Tokyo 1608515 Japan
(72)**Name of Inventor :**
1)OHKOUCHI Munetaka

(57) Abstract :
To provide a GPR40 activating agent having as an active ingredient a novel compound having a GPR40 agonist action, a salt thereof, a solvate of the compound or salt, or the like; in particular, an insulin secretagogue or an agent for preventing and/or treating diabetes, obesity, or the like. [Solution] A compound represented by formula (I) [Chemical formula 1] (in the formula, p is 0-4; j is 0-1; k is 0-2; the ring (A) is a heterocyclic group, cycloalkyl group, cycloalkenyl group, spiro ring group, or aryl group optionally substituted at the position (L); the ring (B) is an aryl group or a heteroaryl group; X is O or -NR7-; and R1-R7 and L represent specific groups), a salt thereof, or a solvate of the compound or salt.

No. of Pages : 321 No. of Claims : 31

(12) PATENT APPLICATION PUBLICATION
(19) INDIA
(22) Date of filing of Application :22/10/2013
(21) Application No.9119/DELNP/2013 A
(43) Publication Date : 20/05/2016

(54) Title of the invention : CO PRODUCTS FROM BIOFUEL PRODUCTION PROCESSES AND METHODS OF MAKING THE SAME

(51) International classification :C12P7/06,C12P7/16,C12P7/36
(31) Priority Document No :61/498389
(32) Priority Date :17/06/2011
(33) Name of priority country :U.S.A.
(86) International Application No :PCT/US2012/000290
Filing Date :15/06/2012
(87) International Publication No :WO 2012/173660
(61) Patent of Addition to Application Number :NA
Filing Date :NA
(62) Divisional to Application Number :NA
Filing Date :NA

(71)**Name of Applicant :**
1)BUTAMAX (TM) ADVANCED BIOFUELS LLC
Address of Applicant :Experimental Station Building 268 200 Powder Mill Road Wilmington DE 19880 U.S.A.
(72)**Name of Inventor :**
1)LOWE David J.
2)ROESCH Brian Michael

(57) Abstract :
The present invention includes methods of generating co-products for animal feed and compositions useful as coproducts for animal feed derived from biofuel production processes. More specifically, the invention includes co-products for animal feed from at least one process feedstream, such as fatty acids from oil hydrolysis, lipids from evaporation of thin stiUage, syrup, distillers grains, distillers grains and solubles, solids from a mash before fermentation, and solids from a whole stiUage after fermentation.

No. of Pages : 103 No. of Claims : 35

(12) PATENT APPLICATION PUBLICATION
(21) Application No.9505/DELNP/2013 A
(19) INDIA
(22) Date of filing of Application :04/11/2013
(43) Publication Date : 20/05/2016

(54) Title of the invention : FINANCIAL TRANSACTION SYSTEMS AND METHODS

(51) International classification :G06Q20/38
(31) Priority Document No :2011901257
(32) Priority Date :05/04/2011
(33) Name of priority country :Australia
(86) International Application No :PCT/AU2012/000327
Filing Date :30/03/2012
(87) International Publication No :WO 2012/135892
(61) Patent of Addition to Application Number :NA
Filing Date :NA
(62) Divisional to Application Number :NA
Filing Date :NA

(71)**Name of Applicant :**
1)MY LIFE IT (AUST) PTY LTD
Address of Applicant :25 Canterbury Road Blackburn Victoria 3130 Australia
(72)**Name of Inventor :**
1)SMYTHE Richard Stanley

(57) Abstract :
A computer implemented method for facilitating the transfer of funds from a sending account to a receiving account the method including the steps of: receiving first data from a first device the first data including: first transaction data representing a first portion of information required to transfer the funds; and second device identification data uniquely identifying a second device; transmitting request data to the second device identified by the second device identification data at least a portion of the request data being derived from the first data; receiving from the second device second transaction data representing a second portion of the information required to transfer the funds; and generating combined transaction data from the first transaction data and second transaction data for subsequent transmission to a transaction processor.

No. of Pages : 24 No. of Claims : 23

(12) PATENT APPLICATION PUBLICATION
(21) Application No.7970/DELNP/2013 A
(19) INDIA
(22) Date of filing of Application :10/09/2013
(43) Publication Date : 20/05/2016

(54) Title of the invention : HETEROCYCLIC MODULATORS OF LIPID SYNTHESIS

(51) International classification :A01N43/58
(31) Priority Document No :61/450561
(32) Priority Date :08/03/2011
(33) Name of priority country :U.S.A.
(86) International Application No :PCT/US2012/028309
Filing Date :08/03/2012
(87) International Publication No :WO 2012/122391
(61) Patent of Addition to Application Number :NA
Filing Date :NA
(62) Divisional to Application Number :NA
Filing Date :NA

(71)**Name of Applicant :**
1)3 V BIOSCIENCES INC.
Address of Applicant :1050 Hamilton Court Menlo Park CA 94025 U.S.A.
(72)**Name of Inventor :**
1)OSLOB Johan D.
2)McDOWELL Robert S.
3)JOHNSON Russell
4)YANG Hanbiao
5)EVANCHIK Marc
6)ZAHARIA Cristiana A.
7)CAI Haiying
8)HU Lily W.

(57) Abstract :
Compounds that are fatty acid synthesis modulators are provided. The compounds may be used to treat disorders characterized by disregulation of the fatty acid synthase function by modulating the function and/or the fatty acid synthase pathway. Methods are provided for treating such disorders including viral infections such as hepatits C infection cancer and metabolic disorders.

No. of Pages : 534 No. of Claims : 86

(12) PATENT APPLICATION PUBLICATION
(19) INDIA
(22) Date of filing of Application :11/09/2013
(21) Application No.7971/DELNP/2013 A
(43) Publication Date : 20/05/2016

(54) Title of the invention : COMBINATION THERAPIES FOR HEMATOLOGIC MALIGNANCIES

(51) International classification :A61K31/4184,A61K31/4439,A61K31/52
(31) Priority Document No :61/452034
(32) Priority Date :11/03/2011
(33) Name of priority country :U.S.A.
(86) International Application No :PCT/US2012/028654
Filing Date :09/03/2012
(87) International Publication No :WO 2012/125510
(61) Patent of Addition to Application Number :NA
Filing Date :NA
(62) Divisional to Application Number :NA
Filing Date :NA

(71)**Name of Applicant :**
1)GILEAD CALISTOGA LLC
Address of Applicant :c/o Gilead Sciences Inc. 333 Lakeside Drive Foster City CA 94404 U.S.A.
(72)**Name of Inventor :**
1)GALLATIN Michael
2)ULRICH Roger G.
3)GIESE Neill A.
4)LANNUTTI Brian
5)YU Albert
6)MILLER Langdon
7)JAHN Thomas M.

(57) Abstract :
The invention provides methods that relate to a novel therapeutic strategy for the treatment of hematological malignancies and inflammatory diseases. In particular, the method comprises administration of a compound of formula A, wherein R is H, halo, or C1-C6 alkyl; R is C1-C6 alkyl; or a pharmaceutically acceptable salt thereof; and optionally a pharmaceutically acceptable excipient; and one or more additional therapeutic agents optionally selected from the group consisting of bendamustine, rituximab, and ofatumumab.

No. of Pages : 176 No. of Claims : 22

(12) PATENT APPLICATION PUBLICATION
(19) INDIA
(22) Date of filing of Application :11/09/2013
(21) Application No.7975/DELNP/2013 A
(43) Publication Date : 20/05/2016

(54) Title of the invention : LIGHT EMITTING DEVICE WITH ADJUSTABLE LIGHT OUTPUT PROFILE

(51) International classification :F21V7/04
(31) Priority Document No :61/450711
(32) Priority Date :09/03/2011
(33) Name of priority country :U.S.A.
(86) International Application No :PCT/US2012/028578
Filing Date :09/03/2012
(87) International Publication No :WO 2012/122511
(61) Patent of Addition to Application Number :NA
Filing Date :NA
(62) Divisional to Application Number :NA
Filing Date :NA

(71)**Name of Applicant :**
1)FLEX LIGHTING II LLC
Address of Applicant :208 S. Jefferson St. Suite 202 Chicago Illinois 60661 U.S.A.
(72)**Name of Inventor :**
1)NICHOL Anthony John
2)COLEMAN Zane Arthur
3)PUCYLOWSKI Shawn Michael

(57) Abstract :
A device includes a film based lightguide and a film adjustment mechanism configurable to adjust an orientation of a region of the film based lightguide such that an angular light output profile from the device changes when a light source emits light that travels in a waveguide condition through the film based lightguide.

No. of Pages : 130 No. of Claims : 25

(12) PATENT APPLICATION PUBLICATION
(19) INDIA
(22) Date of filing of Application :17/09/2013
(21) Application No.8124/DELNP/2013 A
(43) Publication Date : 20/05/2016

(54) Title of the invention : SUBSTITUTED 5-(CYCLOHEX-2-EN-l-YL)-PENTA-2,4-DIENES AND 5-(CYCLOHEX-2-EN-l-YL)-PENT-2-EN- 4-INES AS ACTIVE AGENTS AGAINST ABIOTIC STRESS IN PLANTS

(51) International classification :C07C403/20,C07D317/72,C07F7/18
(31) Priority Document No :11162596.8
(32) Priority Date :15/04/2011
(33) Name of priority country :EPO
(86) International Application No :PCT/EP2012/055478
Filing Date :28/03/2012
(87) International Publication No :WO 2012/139890
(61) Patent of Addition to Application Number :NA
Filing Date :NA
(62) Divisional to Application Number :NA
Filing Date :NA

(71)**Name of Applicant :**
1)BAYER INTELLECTUAL PROPERTY GMBH
Address of Applicant :Alfred Nobel Strasse 10 40789 Monheim Germany
(72)**Name of Inventor :**
1)FRACKENPOHL Jens
2)MLLER Thomas
3)HEINEMANN Ines
4)VON KOSKULL D–RING Pascal
5)ROSINGER Christopher Hugh
6)H„USER HAHN Isolde
7)HILLS Martin Jeffrey

(57) Abstract :
The invention relates to substituted 5-(cyclohex-2-en-l-yl)-penta-2,4-dienes and 5-(cyclohex-2-en-l-yl)-pent-2-en-4-ines of general formula (I) and the salts thereof, in which the radicals R1, R2, R3, R4, [X-Y] and Q have the definitions specified in the description, to methods for the production thereof and the use thereof for enhancing stress tolerance in plants against abiotic stress and/or for increasing plant yield.

No. of Pages : 253 No. of Claims : 14

(12) PATENT APPLICATION PUBLICATION
(21) Application No.8129/DELNP/2013 A
(19) INDIA
(22) Date of filing of Application :17/09/2013
(43) Publication Date : 20/05/2016

(54) Title of the invention : ULTRAFILTRATION CONCENTRATION OF ALLOTYPE SELECTED ANTIBODIES FOR SMALL VOLUME ADMINISTRATION

(51) International classification :A61K51/10
(31) Priority Document No :61/481489
(32) Priority Date :02/05/2011
(33) Name of priority country :U.S.A.
(86) International Application No :PCT/US2012/035980
Filing Date :01/05/2012
(87) International Publication No :WO 2012/151199
(61) Patent of Addition to Application Number :NA
Filing Date :NA
(62) Divisional to Application Number :NA
Filing Date :NA

(71)**Name of Applicant :**
1)IMMUNOMEDICS INC.
Address of Applicant :300 American Road Morris Plains New Jersey 07950 U.S.A.
(72)**Name of Inventor :**
1)ZENG Li
2)MITRA Rohini
3)ROSSI Edmund A.
4)HANSEN Hans J.
5)GOLDENBERG David M.

(57) Abstract :
Disclosed are methods, compositions and uses of high concentration antibody or immunoglobulin formulations for subcu taneous, intramuscular, transdermal or other local (regional) adminis tration, in a volume of than 3, less than 2 or less than 1 ml. Preferably, the formulation contains a high concentration formulation (HCF) buf fer comprising phosphate, citrate, poiysorbate 80 and mannitol at a pH of about 5.2. The formulation more preferably comprises at least 100, 150, 200, 250 mg/ml or 300 mg/ml of antibody. The methods for pre paring the high concentration formulation include ultrafiltration and diafiltration to concentrate the antibody and exchange the medium for HCF buffer. Other embodiments concern use of non-Glml (nGlml) allotype antibodies, such as Glm3 and/or a nGlml,2 antibodies. The nGlml antibodies show decreased immunogenicity compared to Glml antibodies.

No. of Pages : 103 No. of Claims : 81

(12) PATENT APPLICATION PUBLICATION
(19) INDIA
(22) Date of filing of Application :10/02/2014
(21) Application No.972/DELNP/2014 A
(43) Publication Date : 20/05/2016

(54) Title of the invention : OPTIMIZED LIQUID-PHASE OXIDATION

(51) International classification :C07C 51/47
(31) Priority Document No :60/606,736
(32) Priority Date :02/09/2004
(33) Name of priority country :U.S.A.
(86) International Application No :PCT/US2005/030658
Filing Date :29/08/2005
(87) International Publication No :WO 2004/052820
(61) Patent of Addition to Application Number :NA
Filing Date :NA
(62) Divisional to Application Number :438/DELNP/2007
Filed on :17/01/2007

(71)**Name of Applicant :**
1)GRUPO PETROTEMEX, S.A. DE C.V.
Address of Applicant :RICARDO MARGAIN NO. 444, TORRE SUR, PISO 16 COL VALLE DEL CAMPESTRE 66265 SAN DEDRO GARZA GARCIA, NUEVO LEON (81) 8748 1500 MEXICO Mexico
(72)**Name of Inventor :**
1)ALAN GEORGE WONDERS
2)LEE REYNOLDS PARTIN
3)WAYNE SCOTT STRASSER
4)MARCEL DE VREEDE
5)PUNEET GUPTA
6)HOWARD WOOD JENKINS, JR.

(57) Abstract :
Disclosed is an optimized process for more efficiently and economically carrying out the liquid-phase oxidation of an oxidizable compound. Such liquid-phase oxidation is carried out in a bubble column reactor that provides for a highly efficient reaction at relatively low temperatures. When the oxidized compound is para-xylene and the product from the oxidation reaction is crude terephthalic acid (CTA), such CTA product can be purified and separated by more economical techniques than could be employed if the CTA were formed by a conventional high-temperature oxidation process.

No. of Pages : 179 No. of Claims : 6

(12) PATENT APPLICATION PUBLICATION
(19) INDIA
(22) Date of filing of Application :11/02/2014
(21) Application No.990/DELNP/2014 A
(43) Publication Date : 20/05/2016

(54) Title of the invention : METHODS FOR EFFECTIVELY AND RAPIDLY DESENSITIZING ALLERGIC PATIENTS

(51) International classification :A61K39/35,A61K9/50,A61K9/48
(31) Priority Document No :61/529479
(32) Priority Date :31/08/2011
(33) Name of priority country :U.S.A.
(86) International Application No :PCT/US2012/053145
Filing Date :30/08/2012
(87) International Publication No :WO 2013/033400
(61) Patent of Addition to Application Number :NA
Filing Date :NA
(62) Divisional to Application Number :NA
Filing Date :NA

(71)**Name of Applicant :**
1)PEROSPHERE INC.
Address of Applicant :171 Meeting Street Providence RI 02912 U.S.A.
(72)**Name of Inventor :**
1)LAULICHT Bryan E.
2)BAKHRU Sasha H.
3)STEINER Solomon S.
4)MATHIOWITZ Edith

(57) Abstract :
Methods and compositions for delivering antigens to the lymphatic system in doses that desensitize patients to future exposure to antigens have been developed. Rapid desensitization is achieved by introducing small quantities of antigen into the lymphatic system. In preferred embodiments the compositions are administered to yield therapeutically effective levels of antigen within the lymph where macrophages reside in the greatest concentration by intradermal administration using for example microneedles or microparticles oral administration using for example enteric coated capsules or tablets or autologous transfusion. In some embodiments the methods and compositions for delivering antigens orally achieve uptake by the Peyer s patches of the small intestines.

No. of Pages : 20 No. of Claims : 22

(12) PATENT APPLICATION PUBLICATION
(21) Application No.8661/DELNP/2014 A
(19) INDIA
(22) Date of filing of Application :16/10/2014
(43) Publication Date : 20/05/2016

(54) Title of the invention : AUDIO PRECOMPENSATION CONTROLLER DESIGN USING A VARIABLE SET OF SUPPORT LOUDSPEAKERS

(51) International classification :H04S7/00,H04R3/04,H03G5/00
(31) Priority Document No :NA
(32) Priority Date :NA
(33) Name of priority country :NA
(86) International Application No :PCT/SE2012/050320
Filing Date :22/03/2012
(87) International Publication No :WO 2013/141768
(61) Patent of Addition to Application Number :NA
Filing Date :NA
(62) Divisional to Application Number :NA
Filing Date :NA

(71)**Name of Applicant :**
1)DIRAC RESEARCH AB
Address of Applicant :Flhagsleden 57 S 753 23 UPPSALA Sweden
(72)**Name of Inventor :**
1)BR„NNMARK Lars Johan
2)AHL‰N Anders
3)BAHNE Adrian

(57) Abstract :
A basic idea is to determine an audio precompensation controller for an associated sound generating system comprising a total of = 2 loudspeakers each having a loudspeaker input. The audio precompensation controller has a number = 1 inputs for input signals) and outputs for controller output signals one to each loudspeaker. It is relevant to estimate for each one of at least a subset of the loudspeaker inputs an impulse response at each measurement position. It is also important to specify for each one of the input signal(s) a selected one of the loudspeakers as a primary loudspeaker and a selected subset including at least one of the loudspeakers as support loudspeaker(s). A key point is to specify for each primary loudspeaker a target impulse response at each measurement position with the target impulse response having an acoustic propagation delay where the acoustic propagation delay is determined based on the distance from the primary loudspeaker to the respective measurement position. The idea is then to determine for each one of the input signal(s) based on the selected primary loudspeaker and the selected support loudspeaker(s) filter parameters of the audio precompensation controller so that a criterion function is optimized under the constraint of stability of the dynamics of the audio precompensation controller.

No. of Pages : 56 No. of Claims : 28

(12) PATENT APPLICATION PUBLICATION
(19) INDIA
(22) Date of filing of Application :29/10/2013
(21) Application No.9355/DELNP/2013 A
(43) Publication Date : 20/05/2016

(54) Title of the invention : COMPOSITIONS FOR PREVENTING CARDIAC ARRHYTHMIA

(51) International classification :A61F2/00,A61K9/14
(31) Priority Document No :61/491723
(32) Priority Date :31/05/2011
(33) Name of priority country :U.S.A.
(86) International Application No :PCT/US2012/039416
Filing Date :24/05/2012
(87) International Publication No :WO 2012/166539
(61) Patent of Addition to Application Number :NA
Filing Date :NA
(62) Divisional to Application Number :NA
Filing Date :NA

(71)**Name of Applicant :**
1)CORMATRIX CARDIOVASCULAR INC.
Address of Applicant :286 South Main Street Suite 200 Alpharetta GA 30009 U.S.A.
(72)**Name of Inventor :**
1)MATHENY Robert G.
2)LEWIS Beecher C.

(57) Abstract :
Disclosed herein are compositions and methods for treating or preventing a cardiac arrhythmia in a subject.

No. of Pages : 85 No. of Claims : 11

(12) PATENT APPLICATION PUBLICATION
(19) INDIA
(22) Date of filing of Application :05/11/2013
(21) Application No.9539/DELNP/2013 A
(43) Publication Date : 20/05/2016

(54) Title of the invention : SOLID PHARMACEUTICAL COMPOSITION

(51) International classification :A01N43/64,A61K31/53,A61K9/48
(31) Priority Document No :61/474428
(32) Priority Date :12/04/2011
(33) Name of priority country :U.S.A.
(86) International Application No :PCT/US2012/033312
Filing Date :12/04/2012
(87) International Publication No :WO 2012/142281
(61) Patent of Addition to Application Number :NA
Filing Date :NA
(62) Divisional to Application Number :NA
Filing Date :NA

(71)**Name of Applicant :**
1)ENDOCYTE INC.
Address of Applicant :3000 Kent Avenue West Lafayette Indiana 47906 U.S.A.
(72)**Name of Inventor :**
1)RITTER Allen
2)WILLIAMS Amy C.
3)WALDMANN Lars
4)ZHANG Huamin

(57) Abstract :
The invention described herein pertains to a solid pharmaceutical composition comprising EC145 for reconstitution to provide a solution for intravenous injection particularly to a lyophilized solid pharmaceutical composition comprising EC145 which has adequate stability for storage at ambient temperature and which is capable of redissolving in an aqueous diluent prior to administration as well as a process for its manufacture drug products comprising the composition and methods for using the composition for treating cancer.

No. of Pages : 74 No. of Claims : 41

(12) PATENT APPLICATION PUBLICATION
(19) INDIA
(22) Date of filing of Application :10/02/2014
(21) Application No.954/DELNP/2014 A
(43) Publication Date : 20/05/2016

(54) Title of the invention : REMOTE MONITORING OF VITAL SIGNS

(51) International classification :A61B5/0205,A61B5/024,A61B5/08
(31) Priority Document No :1114406.0
(32) Priority Date :22/08/2011
(33) Name of priority country :U.K.
(86) International Application No :PCT/GB2012/052004
Filing Date :16/08/2012
(87) International Publication No :WO 2013/027027
(61) Patent of Addition to Application Number :NA
Filing Date :NA
(62) Divisional to Application Number :NA
Filing Date :NA

(71)**Name of Applicant :**
1)ISIS INNOVATION LIMITED
Address of Applicant :Ewert House Ewert Place Summertown Oxford OX2 7SG U.K.
(72)**Name of Inventor :**
1)CLIFTON David Andrew
2)MONTOYA Mauricio Christian Villarroel
3)TARASSENKO Lionel

(57) Abstract :
A method of remote monitoring of vital signs by detecting the PPG signal in an image of a subject taken by a video camera such as a webcam. The PPG signal is identified by auto regressive analysis of ambient light reflected from a region of interest on the subject s skin. Frequency components of the ambient light and aliasing artefacts resulting from the frame rate of the video camera are cancelled by auto regressive analysis of ambient light reflected from a region of interest not on the subject s skin e.g. in the background. This reveals the spectral content of the ambient light allowing identification of the subject s PPG signal. Heart rate oxygen saturation and breathing rate are obtained from the PPG signal. The values can be combined into a wellness index based on a statistical analysis of the values.

No. of Pages : 44 No. of Claims : 21

(12) PATENT APPLICATION PUBLICATION
(19) INDIA
(22) Date of filing of Application :28/10/2014
(21) Application No.8992/DELNP/2014 A
(43) Publication Date : 20/05/2016

(54) Title of the invention : BICYCLICALLY SUBSTITUTED URACILS AND THE USE THEREOF

(51) International classification :C07D413/14,C07D401/04,C07D403/04
(31) Priority Document No :12167231.5
(32) Priority Date :09/05/2012
(33) Name of priority country :EPO
(86) International Application No :PCT/EP2013/059286
Filing Date :03/05/2013
(87) International Publication No :WO 2013/167495
(61) Patent of Addition to Application Number :NA
Filing Date :NA
(62) Divisional to Application Number :NA
Filing Date :NA

(71)**Name of Applicant :**
1)BAYER PHARMA AKTIENGESELLSCHAFT
Address of Applicant :M¼llerstr. 178 13353 Berlin Germany
(72)**Name of Inventor :**
1)FRSTNER Chantal
2)ACKERSTAFF Jens
3)STRAUB Alexander
4)MEIER Heinrich
5)TINEL Hanna
6)ZIMMERMANN Katja
7)TERSTEEGEN Adrian
8)ZUBOV Dmitry
9)KAST Raimund
10)SCHAMBERGER Jens
11)SCH„FER Martina
12)B–RNGEN Kirsten

(57) Abstract :
The present application relates to novel bicyclically substituted uracil derivatives to a method for the production thereof and to a method for the use thereof alone or in combination for treatment and/or prophylaxis of diseases and to the use thereof for producing pharmaceuticals for treatment and/or prophylaxis of diseases.

No. of Pages : 285 No. of Claims : 11

(12) PATENT APPLICATION PUBLICATION
(21) Application No.8993/DELNP/2014 A
(19) INDIA
(22) Date of filing of Application :28/10/2014
(43) Publication Date : 20/05/2016

(54) Title of the invention : METHOD AND APPARATUS FOR IMPROVED CUTTING LIFE OF A PLASMA ARC TORCH

(51) International classification :H05H1/34
(31) Priority Document No :13/475393
(32) Priority Date :18/05/2012
(33) Name of priority country :U.S.A.
(86) International Application No :PCT/US2013/040700
Filing Date :13/05/2013
(87) International Publication No :WO 2013/173201
(61) Patent of Addition to Application Number :NA
Filing Date :NA
(62) Divisional to Application Number :NA
Filing Date :NA

(71)**Name of Applicant :**
1)HYPERTHERM INC.
Address of Applicant :Etna Road P.O. Box 5010 Hanover NH 03755 U.S.A.
(72)**Name of Inventor :**
1)MATHER Jonathan P.
2)TWAROG Peter J.

(57) Abstract :
An electrode for use in a plasma arc torch. The electrode includes an electrode body 302) a cavity (318) in a front face at a first end of the electrode body(302) and an insert (316) disposed in the cavity. The first end of the electrode body is formed of high purity copper containing at least 99.81 % copper. The insert (316) has a first end and a second end and is formed of a high emissivity material. A diameter of the first end of the insert is less than a diameter of a second end of the insert. An electrode is compressed to retain the insert using radial compression. The invention also includes a method for forming the electrode and a method of operation of an electrode in a plasma torch.

No. of Pages : 34 No. of Claims : 47

(12) PATENT APPLICATION PUBLICATION
(19) INDIA
(22) Date of filing of Application :28/10/2014
(21) Application No.8997/DELNP/2014 A
(43) Publication Date : 20/05/2016

(54) Title of the invention : ASYMMETRIC FIRE SUPRESSION SYSTEM

(51) International classification :A62C35/60,A62C35/68
(31) Priority Document No :61/617997
(32) Priority Date :30/03/2012
(33) Name of priority country :U.S.A.
(86) International Application No :PCT/US2013/033088
Filing Date :20/03/2013
(87) International Publication No :WO 2013/148429
(61) Patent of Addition to Application Number :NA
Filing Date :NA
(62) Divisional to Application Number :NA
Filing Date :NA

(71)**Name of Applicant :**
1)LUBRIZOL ADVANCED MATERIALS INC.
Address of Applicant :9911 Brecksville Road Cleveland Ohio 44141 3247 U.S.A.
(72)**Name of Inventor :**
1)KUWATCH Matthew R.
2)GIBSON Jeffrey A.
3)KLEIN Royce R.
4)OLAH Andrew

(57) Abstract :
A fire suppression system comprising multiple thermally activatable automatic sprinklers attached to multiple non metallic conduits and wherein the pattern of the sprinklers is an asymmetric pattern. The fire suppression system is suitable for unfinished basements and other rooms having exposed joists. The asymmetric pattern is such that the distance between sprinklers installed in the direction of the joist run is at least one foot longer than the distance between sprinklers installed in the direction perpendicular to the joists. The most preferred non metallic conduits are chlorinated polyvinyl chloride conduits.

No. of Pages : 22 No. of Claims : 22

(12) PATENT APPLICATION PUBLICATION
(21) Application No.9167/DELNP/2014 A
(19) INDIA
(22) Date of filing of Application :01/11/2014
(43) Publication Date : 20/05/2016

(54) Title of the invention : PROCESS FOR DIRECT HYDROGEN INJECTION IN LIQUID FULL HYDROPROCESSING REACTORS

(51) International classification :C10G45/02,C10G65/14
(31) Priority Document No :13/480574
(32) Priority Date :25/05/2012
(33) Name of priority country :U.S.A.
(86) International Application No :PCT/US2013/041921
Filing Date :21/05/2013
(87) International Publication No :WO 2013/177095
(61) Patent of Addition to Application Number :NA
Filing Date :NA
(62) Divisional to Application Number :NA
Filing Date :NA

(71)**Name of Applicant :**
1)E. I. DU PONT DE NEMOURS AND COMPANY
Address of Applicant :1007 Market Street Wilmington Delaware 19898 U.S.A.
(72)**Name of Inventor :**
1)DINDI Hasan

(57) Abstract :
A process of hydroprocessing a hydrocarbon in a down flow reactor comprising one or more hydroprocessing-catalyst beds. The hydrocarbon feed is mixed with hydrogen and optionally diluent to form a liquid feed mixture wherein hydrogen is dissolved in the mixture, and the liquid feed mixture is introduced into the down flow reactor under hydroprocessing conditions. The hydroprocessing-catalyst bed(s) are liquid- full and the feed reacts by contact with the catalyst. Hydrogen gas is injected into at least one of the hydroprocessing-catalyst beds such that at least part of the hydrogen consumed in that bed is replenished and the liquid-full condition is maintained. In a multi-bed reactor, hydrogen gas may be injected into more than one or all of the hydroprocessing catalyst beds.

No. of Pages : 34 No. of Claims : 14

(12) PATENT APPLICATION PUBLICATION
(19) INDIA
(22) Date of filing of Application :29/10/2013
(21) Application No.9321/DELNP/2013 A
(43) Publication Date : 20/05/2016

(54) Title of the invention : MULTILAYER COMPONENT FOR THE ENCAPSULATION OF A SENSITIVE ELEMENT

(51) International classification :H01L51/52,H05B33/04,H05B33/22
(31) Priority Document No :1153113
(32) Priority Date :08/04/2011
(33) Name of priority country :France
(86) International Application No :PCT/US2012/032618
Filing Date :06/04/2012
(87) International Publication No :WO 2012/139057
(61) Patent of Addition to Application Number :NA
Filing Date :NA
(62) Divisional to Application Number :NA
Filing Date :NA

(71)**Name of Applicant :**
1)SAINT GOBAIN PERFORMANCE PLASTICS CORPORATION
Address of Applicant :1199 South Chillicothe Road Aurora Ohio 44202 U.S.A.
(72)**Name of Inventor :**
1)LEYDER Charles
2)THOUMAZET Claire
3)PYTHON Martin

(57) Abstract :
This multilayer component (11) for encapsulating an element (12) which is sensitive to air and/or moisture comprises an organic polymer layer (1) and at least one barrier stack (2). The barrier stack (2) comprises at least three successive thin layers (21-23) having alternately lower and higher degrees of crystallinity, the ratio of the degree of crystallinity of a layer of higher degree of crystallinity to the degree of crystallinity of a layer of lower degree of crystallinity being greater than or equal to 1. 1.

No. of Pages : 27 No. of Claims : 18

(12) PATENT APPLICATION PUBLICATION
(19) INDIA
(22) Date of filing of Application :29/10/2013
(21) Application No.9323/DELNP/2013 A
(43) Publication Date : 20/05/2016

(54) Title of the invention : REFRACTORY OBJECT INCLUDING BETA ALUMINA AND PROCESSES OF MAKING AND USING THE SAME

(51) International classification :C03B3/02,C03B5/00,C03C3/083
(31) Priority Document No :61/475151
(32) Priority Date :13/04/2011
(33) Name of priority country :U.S.A.
(86) International Application No :PCT/US2012/033409
Filing Date :13/04/2012
(87) International Publication No :WO 2012/142348
(61) Patent of Addition to Application Number :NA
Filing Date :NA
(62) Divisional to Application Number :NA
Filing Date :NA

(71)**Name of Applicant :**
1)SAINT GOBAIN CERAMICS & PLASTICS INC.
Address of Applicant :One New Bond Street US Worcester Massachusetts 01615 0138 U.S.A.
(72)**Name of Inventor :**
1)CITTI Olivier

(57) Abstract :
A refractory object can include a beta alumina. In an embodiment, the refractory object is capable of being used in a glass fusion process. In another embodiment, the refractory object can have a total A1203 content of at least 10 % by weight. Additionally, a Mg-Al oxide may not form along a surface of the refractory object when the surface is exposed to a molten glass including an Al-Si-Mg oxide. In a particular embodiment, a refractory object can be in the form of a glass overflow forming block used to form a glass object that includes an Al-Si-Mg oxide. When forming the glass object, the glass material contacts the beta alumina, and during the flowing of the glass material, a Mg-Al oxide does not form along the beta alumina at the surface.

No. of Pages : 51 No. of Claims : 15

(12) PATENT APPLICATION PUBLICATION
(19) INDIA
(22) Date of filing of Application :11/11/2013
(21) Application No.9691/DELNP/2013 A
(43) Publication Date : 20/05/2016

(54) Title of the invention : COMPOSITIONS AND METHODS FOR INHIBITING AND/OR MODULATING EFFECTOR T CELLS INVOLVED IN INFLAMMATORY NEURODEGENERATIVE DISEASE

(51) International classification :A61K9/00,A01N45/00
(31) Priority Document No :61/475119
(32) Priority Date :13/04/2011
(33) Name of priority country :U.S.A.
(86) International Application No :PCT/US2012/033644
Filing Date :13/04/2012
(87) International Publication No :WO 2012/142501
(61) Patent of Addition to Application Number :NA
Filing Date :NA
(62) Divisional to Application Number :NA
Filing Date :NA

(71)**Name of Applicant :**
1)REVALESIO CORPORATION
Address of Applicant :1200 East D Street Tacoma Washington 98421 U.S.A.
(72)**Name of Inventor :**
1)WATSON Richard L.

(57) Abstract :
Provided are methods for treating inflammatory neurodegenerative diseases or at least one symptom thereof in a subject by administering a therapeutic composition comprising at least one electrokinetically-altered fluids (e.g., electrokinetically-generated oxygen-enriched fluids) of the present invention. Particular aspects provide methods for inhibiting and/or modulating the function and/or activity of effector T-cells, and/or for cell-based tolerogenic therapy. In certain aspects such methods comprise ex vivo exposure of T- cells and/or APC to at least one electrokinetically-altered fluid as disclosed herein. Combination therapies are additionally provided.

No. of Pages : 150 No. of Claims : 63

(12) PATENT APPLICATION PUBLICATION
(19) INDIA
(22) Date of filing of Application :28/10/2014
(21) Application No.8999/DELNP/2014 A
(43) Publication Date : 20/05/2016

(54) Title of the invention : INTEGRATED CONFIGURATION ENTITY FOR USE IN A PROCESS PLANT™

(51) International classification :C07H 21/02
(31) Priority Document No :10/812,752
(32) Priority Date :30/03/2004
(33) Name of priority country :U.S.A.
(86) International Application No :PCT/US2005/009371
Filing Date :22/03/2005
(87) International Publication No :WO/2005/101196
(61) Patent of Addition to Application Number :NA
Filing Date :NA
(62) Divisional to Application Number :5344/DELNP/2006
Filed on :15/09/2006

(71)**Name of Applicant :**
1)FISHER ROSEMOUNT SYSTEMS INC.,
Address of Applicant :of 8301 Cameron Road, Austin, TX 78754, United States of America U.S.A.
(72)**Name of Inventor :**
1)EVREN ERYUREK
2)TERRANCE F. KROUTH
3)JANE E. LANSING

(57) Abstract :
A configuration entity adapted to be executed on a processor to present information with respect to a process element to a user on a user interface during operation of a process, the configuration entity comprising: a computer readable memory; and a configuration object stored on the computer readable memory and adapted to be executed on the processor, the configuration object including; a display graphic representing the process element within the process and adapted to be displayed on the user interface during operation of the process; a communication interface adapted to communicate with the process to receive parameter information pertaining to the process element during operation of the process; a parameter storage adapted to store the parameter information; and a configuration attribute storage adapted to store configuration information pertaining to the process element within the process.

No. of Pages : 69 No. of Claims : 110

(12) PATENT APPLICATION PUBLICATION
(19) INDIA
(22) Date of filing of Application :27/05/2004
(21) Application No.952/DEL/2004 A
(43) Publication Date : 20/05/2016

(54) Title of the invention : TREATMENT OF OBESITY AND ACCOMPANYING DISORDERS BY PYY GENE THERAPY

(51) International classification	:A61K 38/43
(31) Priority Document No	:NA
(32) Priority Date	:NA
(33) Name of priority country	:NA
(86) International Application No	:NA
Filing Date	:NA
(87) International Publication No	:NA
(61) Patent of Addition to Application Number	:NA
Filing Date	:NA
(62) Divisional to Application Number	:NA
Filing Date	:NA

(71)**Name of Applicant :**
1)GATEWAY BIORESEARCH LTD
Address of Applicant :1 BERKELEY STREET, LONDON W1J 8DJ, U.K U.K.
(72)**Name of Inventor :**
1)SVENSSON TOR

(57) Abstract :
The present invention provides a mechanism which enables the body to produce lasting supply of PYY as a clinical alternative to dispensing devices or slow release formulations capable of sustained drug delivery by developing recombinant adena associated virus (rAAV) vector for stable delivery of genes to a variety of cell types. The present invention also provides for a method of treating obesity and accompanying metabolic disorders by injecting the target tissue of the subject with a rAAV plasmid comprising a DNA cassette for expression of PYY or a PYY agonist.

No. of Pages : 16 No. of Claims : 4

(12) PATENT APPLICATION PUBLICATION
(21) Application No.5149/DELNP/2013 A
(19) INDIA
(22) Date of filing of Application :10/06/2013
(43) Publication Date : 20/05/2016

(54) Title of the invention : COMMUNICATION SYSTEM CONTROL DEVICE NODE CONTROLLING METHOD AND PROGRAM

(51) International classification :H04L12/56
(31) Priority Document No :2010275668
(32) Priority Date :10/12/2010
(33) Name of priority country :Japan
(86) International Application No :PCT/JP2011/004783
Filing Date :29/08/2011
(87) International Publication No :WO 2012/077259
(61) Patent of Addition to Application Number :NA
Filing Date :NA
(62) Divisional to Application Number :NA
Filing Date :NA

(71)**Name of Applicant :**
1)NEC CORPORATION
Address of Applicant :7 1 Shiba 5 Chome Minato Ku Tokyo 1088001 Japan
(72)**Name of Inventor :**
1)ISHII Shuji

(57) Abstract :
A communication system reduces load on a control device managing centralized control of a plurality of nodes. The communication system includes nodes and a control device. On receipt of a packet each node references a table including a plurality of processing rules concerning packet processing to process the received packet in accordance with at least one processing rule corresponding to the received packet. If the corresponding processing rule is not known each node transmits a processing rule setting request. On receipt of the processing rule setting request the control device sets a packet processing rule in at least one of the nodes. A request staying unit that transiently stays the setting request to the control device is provided in such one or more nodes.

No. of Pages : 51 No. of Claims : 31

(12) PATENT APPLICATION PUBLICATION
(19) INDIA
(22) Date of filing of Application :29/06/2013
(21) Application No.5878/DELNP/2013 A
(43) Publication Date : 20/05/2016

(54) Title of the invention : COMPOUND MATERIAL BASED ON RICE HUSK AND BINDER MODIFIED WITH CARBON NANOSTRUCTURES

(51) International classification :C04B16/12,C09D1/08
(31) Priority Document No :MX/a/2010/013211
(32) Priority Date :01/12/2010
(33) Name of priority country :Mexico
(86) International Application No :PCT/MX2011/000147
Filing Date :01/12/2011
(87) International Publication No :WO 2012/074350
(61) Patent of Addition to Application Number :NA
Filing Date :NA
(62) Divisional to Application Number :NA
Filing Date :NA

(71)**Name of Applicant :**
1)URBANIZACIONES INMOBILIARIAS DEL CENTRO S.A. DE C. V.
Address of Applicant :Circuito Alamos 51 Col. Alamos 2a. Secc³n Quertaro 76160 Mexico
(72)**Name of Inventor :**
1)SOTO MONTOYA Jos Antonio
2)MARTINEZ ALANIS Mauricio
3)RAMIREZ GONZALEZ Daniel

(57) Abstract :
Compound material based on water cement rice husk and polymeric resin modified with carbon nanostructures in which variation of the ratios in which said components are combined together with production pressure and temperature results in a consistency suitable for said material to be used as paint coating paste or panel production conglomerate.

No. of Pages : 29 No. of Claims : 12

(12) PATENT APPLICATION PUBLICATION
(19) INDIA
(22) Date of filing of Application :10/07/2013
(21) Application No.6170/DELNP/2013 A
(43) Publication Date : 20/05/2016

(54) Title of the invention : SEMICONDUCTOR POWER CONVERSION DEVICE

(51) International classification :H02M7/483,H02M7/49,H02M7/497
(31) Priority Document No :2011003662
(32) Priority Date :12/01/2011
(33) Name of priority country :Japan
(86) International Application No :PCT/JP2012/000063
Filing Date :06/01/2012
(87) International Publication No :WO 2012/096151
(61) Patent of Addition to Application Number :NA
Filing Date :NA
(62) Divisional to Application Number :NA
Filing Date :NA

(71)**Name of Applicant :**
1)KABUSHIKI KAISHA TOSHIBA
Address of Applicant :1 1 Shibaura 1 chome Minato ku Tokyo 1058001 Japan
(72)**Name of Inventor :**
1)HASEGAWA Ryuta
2)NAKAZAWA Yosuke
3)IIO Naotaka

(57) Abstract :
This semiconductor power conversion device has: the n (n is a natural number) number of reverse conversion devices (INVU1-INVUn), which are insulated from each other, and output voltages at three levels; and a reverse conversion device (INVUS), which has, as an input direct current voltage, a voltage (VDCS) that is a half or one third of the input direct current voltage (VDC) of the reverse conversion devices (INVU1-INVUn), and which is insulated from the reverse conversion devices (INVU1-INVUn), and outputs voltages at three levels. Then, the reverse conversion devices (INVU1-INVUn) and the reverse conversion device (INVu) are connected in series, and a voltage (VDC—n+VDCS) is outputted at a maximum.

No. of Pages : 50 No. of Claims : 13

(12) PATENT APPLICATION PUBLICATION
(21) Application No.606/DEL/2006 A
(19) INDIA
(22) Date of filing of Application :08/03/2006
(43) Publication Date : 20/05/2016

(54) Title of the invention : FUNCTIONALIZED MATERIALS FOR METHANE ENRICHMENT IN BIOGAS

(51) International classification	:C02F 3/28	(71)**Name of Applicant :**
(31) Priority Document No	:NA	**1)COUNCIL OF SCIENTIFIC & INDUSTRIAL RESEARCH**
(32) Priority Date	:NA	Address of Applicant :ANUSANDHAN BHAWAN, RAFI MARG, NEW DELHI-110001, INDIA. Delhi India
(33) Name of priority country	:NA	
(86) International Application No	:NA	(72)**Name of Inventor :**
Filing Date	:NA	**1)SADHANA SURESH RAYALU**
(87) International Publication No	:NA	**2)NITIN KUMAR LABHSETWAR**
(61) Patent of Addition to Application Number	:NA	**3)RAJESH BHASKARRAO BINIWALE**
Filing Date	:NA	**4)AMIT KUMAR BANSIWAL**
(62) Divisional to Application Number	:NA	**5)PRAVIN DINKARRAO JADHAV**
Filing Date	:NA	**6)SUKUMAR DEVOTTA**

(57) Abstract :
The present invention provides the acridinium derivatives represented by Formula 1 as fluorescent marker for the detection and quantitation of single strand DNA under physiological pH conditions and in presence of double strand DNA, proteins and micelles. These derivatives are highly soluble in the aqueous medium, extremely stable in the dark and under irradiation conditions. They exhibit good absorption and fluorescence emission properties with quantitative fluorescence yields. The novelty of this invention is that the acridinium derivatives of Formula 1 can efficiently differentiate single strand DNA from double strand DNA and effective quantitation of single strand DNA can be achieved even in presence of impurities usually present in nucleic acid preparations. Accordingly, these acridinium derivatives are extremely useful as fluorescent marker for the detection and quantitation of single strand DNA, oxidative DNA damage in plasmids and cells and for time resolved monitoring of the hybridization of DNA.

No. of Pages : 23 No. of Claims : 10

(12) PATENT APPLICATION PUBLICATION
(19) INDIA
(22) Date of filing of Application :22/08/2013
(21) Application No.7408/DELNP/2013 A
(43) Publication Date : 20/05/2016

(54) Title of the invention : SPIROCYCLIC ISOXAZOLINE DERIVATIVES AS ANTIPARASITIC AGENTS

(51) International classification :C07D491/10,A01N43/80
(31) Priority Document No :61/451256
(32) Priority Date :10/03/2011
(33) Name of priority country :U.S.A.
(86) International Application No :PCT/IB2012/050842
Filing Date :23/02/2012
(87) International Publication No :WO 2012/120399
(61) Patent of Addition to Application Number :NA
Filing Date :NA
(62) Divisional to Application Number :NA
Filing Date :NA

(71)**Name of Applicant :**
1)ZOETIS LLC
Address of Applicant :100 Campus Drive Florham Park New Jersey 07940 U.S.A.
(72)**Name of Inventor :**
1)BILLEN Denis
2)CHUBB Nathan Anthony Logan
3)CURTIS Michael
4)GREENWOOD Sean DW
5)MENON Sanjay
6)STUK Timothy
7)VAILLANCOURT Valerie A.

(57) Abstract :
The invention recites spirocyclic isoxazoline derivatives of Formula (V. l), Formula (V.2), Formula (V.l .l), and Formula (1) stereoisomers thereof, veterinarily acceptable salts thereof, compositions thereof, processes for making, and their use as a parasiticide in an animal. The variables A, V, Z, W1,W2,W3, W, Y, X, Rl , Rl , Rl , R2, R3, R4, n, and are as described herein.

No. of Pages : 139 No. of Claims : 29

(12) PATENT APPLICATION PUBLICATION
(21) Application No.682/DEL/2006 A
(19) INDIA
(22) Date of filing of Application :13/03/2006
(43) Publication Date : 20/05/2016

(54) Title of the invention : CENTRALIZED GREASE LUBRICATION SYSTEM FOR VEHILCES

(51) International classification	:F16D 3/38
(31) Priority Document No	:NA
(32) Priority Date	:NA
(33) Name of priority country	:NA
(86) International Application No	:NA
Filing Date	:NA
(87) International Publication No	:NA
(61) Patent of Addition to Application Number	:NA
Filing Date	:NA
(62) Divisional to Application Number	:NA
Filing Date	:NA

(71)**Name of Applicant :**
1)V.K. MITTAL
Address of Applicant :35, DLF INDUSTRIAL ESTATE-1, FARIDABAD 121 003, HARYANA, INDIA. Haryana India
(72)**Name of Inventor :**
1)V.K. MITTAL

(57) Abstract :
Provided herein is a novel and useful centralized grease lubricating system and device for vehicles , by which with manual, numeric or electrical pump, grease is distributed and applied to all greasing points in a vehicle chassis uniformly by the pump mounted on the side of the chassis and piping is taken to the metering block devices where grease metering takes place, from which by tubing which are fitted at end greasing points , and whenever the pump is operated manually or electrically, through tubes, grease is fed to the exact lubrication points in one stroke.

No. of Pages : 13 No. of Claims : 10

(12) PATENT APPLICATION PUBLICATION
(19) INDIA
(22) Date of filing of Application :02/12/2015
(21) Application No.11017/DELNP/2015 A
(43) Publication Date : 20/05/2016

(54) Title of the invention : ONE STEP PRODUCTION OF A POLYPROPYLENE COMPOSITION

(51) International classification :C08F8/06,C08L23/10,C08L23/12
(31) Priority Document No :13170587.3
(32) Priority Date :05/06/2013
(33) Name of priority country :EPO
(86) International Application No :PCT/EP2014/060115
Filing Date :16/05/2014
(87) International Publication No :WO 2014/195114
(61) Patent of Addition to Application Number :NA
Filing Date :NA
(62) Divisional to Application Number :NA
Filing Date :NA

(71)**Name of Applicant :**
1)BOREALIS AG
Address of Applicant :IZD Tower Wagramerstrae 17 19 A 1220 Vienna Austria
(72)**Name of Inventor :**
1)PROKSCHI Hermann
2)KLIMKE Katja
3)BRAUN Hermann

(57) Abstract :
The present invention relates to a process for providing a polypropylene composition comprising a branched polypropylene (b-PP), a polypropylene composition as well as a film comprising the polypropylene composition.

No. of Pages : 45 No. of Claims : 16

(12) PATENT APPLICATION PUBLICATION
(19) INDIA
(22) Date of filing of Application :02/12/2015
(21) Application No.11018/DELNP/2015 A
(43) Publication Date : 20/05/2016

(54) Title of the invention : PROPYLENE COPOLYMER FOR EXTRUSION BLOW MOLDED BOTTLES

(51) International classification :C08L23/14,C08F210/06,B29C49/04
(31) Priority Document No :13173857.7
(32) Priority Date :26/06/2013
(33) Name of priority country :EPO
(86) International Application No :PCT/EP2014/063201
Filing Date :24/06/2014
(87) International Publication No :WO 2014/206950
(61) Patent of Addition to Application Number :NA
Filing Date :NA
(62) Divisional to Application Number :NA
Filing Date :NA

(71)**Name of Applicant :**
1)BOREALIS AG
Address of Applicant :IZD Tower Wagramerstrae 17 19 A 1220 Vienna Austria
(72)**Name of Inventor :**
1)WANG Jingbo
2)LILJA Johanna
3)GAHLEITNER Markus
4)BRAUN Juliane

(57) Abstract :
Extrusion blow molded article comprising a propylene copolymer having a high bottle appearance factor and good impact properties.

No. of Pages : 53 No. of Claims : 17

(12) PATENT APPLICATION PUBLICATION
(19) INDIA
(22) Date of filing of Application :01/04/2015
(21) Application No.2674/DELNP/2015 A
(43) Publication Date : 20/05/2016

(54) Title of the invention : IMAGE PICK UP ELEMENT AND IMAGE PICK UP DEVICE

(51) International classification :H04N5/374,G02B7/34,G03B13/36
(31) Priority Document No :2012214452
(32) Priority Date :27/09/2012
(33) Name of priority country :Japan
(86) International Application No :PCT/JP2013/075881
Filing Date :25/09/2013
(87) International Publication No :WO 2014/050875
(61) Patent of Addition to Application Number :NA
Filing Date :NA
(62) Divisional to Application Number :NA
Filing Date :NA

(71)**Name of Applicant :**
1)NIKON CORPORATION
Address of Applicant :12 1 Yurakucho 1 chome Chiyoda ku Tokyo 1008331 Japan
(72)**Name of Inventor :**
1)NIKON CORPORATION

(57) Abstract :
An image pick up element comprises the following: a first picture element that receives a pair of light beams and outputs a pair of first analog signals; an AD conversion unit that converts the pair of first analog signals into a pair of first digital signals; a digital addition unit that adds together the pair of first digital signals and thereby generates an added digital signal; a first output unit that outputs the pair of first digital signals to the outside; and a second output unit that outputs the added digital signal to the outside.

No. of Pages : 111 No. of Claims : 15

(12) PATENT APPLICATION PUBLICATION
(21) Application No.3287/DEL/2014 A
(19) INDIA
(22) Date of filing of Application :14/11/2014
(43) Publication Date : 20/05/2016

(54) Title of the invention : RFID BASED INTEGRATED PERSONAL IDENTIFICATION SYSTEM WITH SMART CARD

(51) International classification :G06K19/07
(31) Priority Document No :NA
(32) Priority Date :NA
(33) Name of priority country :NA
(86) International Application No :NA
Filing Date :NA
(87) International Publication No : NA
(61) Patent of Addition to Application Number :NA
Filing Date :NA
(62) Divisional to Application Number :NA
Filing Date :NA

(71)**Name of Applicant :**
1)CHITKARA UNIVERSITY
Address of Applicant :CHITKARA UNIVERSITY Chandigarh-Patiala National Highway(NH-64) Tehsil Rajpura, Distt. Patiala Punjab India Punjab India
(72)**Name of Inventor :**
1)SINGH RAJDEEP
2)JINDAL SIDHARTH

(57) Abstract :
The invention relates to a RFID based integrated personal identification system with smart card, capable of reading digitally embedded information from this specially developed smart card. The basic technology consists of RFID card, a RFID reader, a microcontroller and a GSM module. The RFID card of the present invention contains all personal Government certified individual cards such as license, PAN card etc. in a digitized form properly compiled and stored in a cloud computing environment. A unique code is provided to the user to prevent the unauthorized access to this information. The card reader is so programmed that it displays the information only after matching the code of the user.

No. of Pages : 21 No. of Claims : 4

(12) PATENT APPLICATION PUBLICATION
(21) Application No.607/DEL/2006 A
(19) INDIA
(22) Date of filing of Application :08/03/2006
(43) Publication Date : 20/05/2016

(54) Title of the invention : A PROCESS FOR THE PRESERVATION OF AMLA FRUIT (EMBELICA OFFICINALIS) AND SIMILAR FRUITS THEREOF

(51) International classification	:A23B 7/10
(31) Priority Document No	:NA
(32) Priority Date	:NA
(33) Name of priority country	:NA
(86) International Application No	:NA
Filing Date	:NA
(87) International Publication No	:NA
(61) Patent of Addition to Application Number	:NA
Filing Date	:NA
(62) Divisional to Application Number	:NA
Filing Date	:NA

(71)**Name of Applicant :**
1)COUNCIL OF SCIENTIFIC & INDUSTRIAL RESEARCH
Address of Applicant :ANUSANDHAN BHAWAN, RAFI MARG, NEW DELHI-110001. Delhi India
(72)**Name of Inventor :**
1)DR. P. VIJAYANAND
2)MR. S.G. KULKARNI
3)DR. K.V.R. RAMANA

(57) Abstract :
The process developed in the present invention facilitates the preservation of amla fruits at ambient conditions for a period of 150 to 270 days. The preserved amla fruits have good texture and color and free from spoilage. The preserved amla fruits can be used for the preparation of various value added products viz., amla preserve, amla candy, amla pickle etc., during the off season. The process for the preservation of amla is economical and can be used at the amla growing regions. Fresh amla has a very short shelf life of 7-10 days at ambient conditions and the fruits are susceptible to physiological loss in weight and mold growth. The process developed in the present invention facilitates the economical storage of amla fruits at ambient conditions and the preserved fruits can be further used for preparation of value added products.

No. of Pages : 15 No. of Claims : 7

(12) PATENT APPLICATION PUBLICATION
(19) INDIA
(22) Date of filing of Application :23/01/2014
(21) Application No.560/DELNP/2014 A
(43) Publication Date : 20/05/2016

(54) Title of the invention : MULTISPECIFIC MUTATED ANTIBODY FAB FRAGMENTS

(51) International classification :C07K16/46,A61K39/395
(31) Priority Document No :11305872.1
(32) Priority Date :07/07/2011
(33) Name of priority country :EPO
(86) International Application No :PCT/IB2012/053482
Filing Date :06/07/2012
(87) International Publication No :WO 2013/005194
(61) Patent of Addition to Application Number :NA
Filing Date :NA
(62) Divisional to Application Number :NA
Filing Date :NA

(71)**Name of Applicant :**
1)CENTRE NATIONAL DE LA RECHERCHE SCIENTIFIQUE
Address of Applicant :Etablissement public 3 rue Michel Ange F 75016 Paris France
2)AZIENDA OSPEDALIERA PAPA GIOVANNI XXIII
3)UNIVERSITE DE LAUSANNE
(72)**Name of Inventor :**
1)KADOUCHE Jean
2)MACH Jean Pierre
3)MICHIELIN Olivier
4)ZOETE Vincent
5)IWASZKIEWICZ Justyna
6)CERUTTI Martine
7)CHOBLET Sylvie
8)GOLAY Jose

(57) Abstract :
The invention relates to multispecific antibody constructs comprising Fab fragments having mutations at the interface of the CHI and CL domains said mutations preventing heavy chain/light chain mispairing.

No. of Pages : 36 No. of Claims : 12

(12) PATENT APPLICATION PUBLICATION
(21) Application No.590/DEL/2006 A
(19) INDIA
(22) Date of filing of Application :07/03/2006
(43) Publication Date : 20/05/2016

(54) Title of the invention : NOVEL SALTS OF 1H-1-BENZAZEPINE-1-ACETIC ACID, THEIR PREPARATION AND PHARMACEUTICAL COMPOSITION COMPRISING THE SAME

(51) International classification	:A61K 31/55
(31) Priority Document No	:NA
(32) Priority Date	:NA
(33) Name of priority country	:NA
(86) International Application No	:NA
Filing Date	:NA
(87) International Publication No	: NA
(61) Patent of Addition to Application Number	:NA
Filing Date	:NA
(62) Divisional to Application Number	:NA
Filing Date	:NA

(71)**Name of Applicant :**
1)PANACEA BIOTEC LIMITED
Address of Applicant :B-1, EXTN. A/27 MOHAN CO-OPERATIVE, INDUSTRIAL ESTATE, MATHURA ROAD, NEW DELHI 110044 Delhi India
(72)**Name of Inventor :**
1)JAIN, RAJESH
2)JINDAL, KOUR CHAND
3)SINGH, JASPAL

(57) Abstract :
Novel water soluble amino acid salts of 1H-1-benzazepine-1-acetic acid, process of preparation of such novel salts and methods of using them are provided. Also provided are pharmaceutical compositions comprising such novel salts and method of using such compositions for the prophylaxis, amelioration and/or treatment of cardiovascular and other associated disorders which comprises the administration of an effective amount of such composition to a subject in need thereof. The novel salts of the present invention are obtained in highly pure solid form, possess appreciable aqueous solubility and good bioavailability, and can be easily formulated into any pharmaceutically acceptable dosage form such as solid oral, drinkable or injectable compositions.

No. of Pages : 25 No. of Claims : 16

(12) PATENT APPLICATION PUBLICATION
(21) Application No.2681/DELNP/2015 A
(19) INDIA
(22) Date of filing of Application :01/04/2015
(43) Publication Date : 20/05/2016

(54) Title of the invention : IMAGE PROCESSING DEVICE AND METHOD

(51) International classification :H04N19/102
(31) Priority Document No :2012224597
(32) Priority Date :09/10/2012
(33) Name of priority country :Japan
(86) International Application No :PCT/JP2013/076486
Filing Date :30/09/2013
(87) International Publication No :WO 2014/057832
(61) Patent of Addition to Application Number :NA
Filing Date :NA
(62) Divisional to Application Number :NA
Filing Date :NA

(71)**Name of Applicant :**
1)SONY CORPORATION
Address of Applicant :1 7 1 Konan Minato ku Tokyo 1080075 Japan
(72)**Name of Inventor :**
1)SONY CORPORATION

(57) Abstract :
The present disclosure relates to an image processing device and method capable of reducing the load of processing when a stream is generated. A file generator sets a startcode and filler data for a file containing a bit stream in which an image is encoded and controls the setting of the startcode and the filler data so that the properties of a parameter for managing a decoder buffer are held and the file is configured in the media data of the file. The present disclosure can be applied e.g. to an image processing device.

No. of Pages : 194 No. of Claims : 15

(12) PATENT APPLICATION PUBLICATION
(21) Application No.608/DEL/2006 A
(19) INDIA
(22) Date of filing of Application :08/03/2006
(43) Publication Date : 20/05/2016

(54) Title of the invention : A PROCESS FOR THE ISOLATION AND CHARACTERIZATION OF AN ALPHA -GLUCOSIDE INHIBITOR FROM LEAVES OF TINOSPORA CORDIFOLIA MIERS, USEFUL FOR NON-INSULIN DEPENDENT DIABETIC TREATMENT

(51) International classification	:A61K 36/73
(31) Priority Document No	:NA
(32) Priority Date	:NA
(33) Name of priority country	:NA
(86) International Application No	:NA
Filing Date	:NA
(87) International Publication No	:NA
(61) Patent of Addition to Application Number	:NA
Filing Date	:NA
(62) Divisional to Application Number	:NA
Filing Date	:NA

(71)**Name of Applicant :**
1)COUNCIL OF SCIENTIFIC & INDUSTRIAL RESEARCH
Address of Applicant :ANUSANDHAN BHAWAN RAFI AHMED KIDWAI MARG NEW DELHI 110 001, INDIA Delhi India
(72)**Name of Inventor :**
1)SUBHABRATA SENGUPTA
2)AJIT KUMAR CHAKRAVARTY
3)ABHISEK MUKHERJEE
4)TAPAS SARKAR
5)AMAL KUMAR NASKAR
6)MOHAN LAL JANA

(57) Abstract :
The present invention provides a process for isolation of an alpha glucosidase inhibitor comprising saponarin, preferably obtained from the leaves of Tinospora cordifolia, Miers, useful for non-insulin dependent diabetic treatment. The inhibitor obtained by the said process, competitively inhibits the hydrolyzing activities of maltase and sucrase of intestinal and microbial origin. The inhibition constant (Ki) for the said alpha glucosidase inhibitor comprising saponarin is in the range of 5.0 - 7.4µg/ml at pH 6.5 at temperature ranging between 37 -50°C. Saponarin isolated from the process can be used as lead molecule for the development of chemically modified saponarin or structural analogue of saponarin for preparation of effective alpha glucosidase inhibitor useful for the treatment of non insulin dependent diabetes.

No. of Pages : 13 No. of Claims : 15

(12) PATENT APPLICATION PUBLICATION
(19) INDIA
(22) Date of filing of Application :19/09/2014
(21) Application No.7863/DELNP/2014 A
(43) Publication Date : 20/05/2016

(54) Title of the invention : COMPOSITIONS AND METHODS FOR TREATMENT OF EYE DISORDERS

(51) International classification :A61K 31/166
(31) Priority Document No :60/681,684
(32) Priority Date :17/05/2005
(33) Name of priority country :U.S.A.
(86) International Application No :PCT/US2006/019327
Filing Date :17/05/2016
(87) International Publication No : NA
(61) Patent of Addition to Application Number :NA
Filing Date :NA
(62) Divisional to Application Number :8114/delnp/2009
Filed on :19/10/2007

(71)**Name of Applicant :**
1)SARCODE CORPORATION
Address of Applicant :343 Sansome St., Suite 505, San Francisco California 94104-5622 U.S.A.
(72)**Name of Inventor :**
1)GADEK, Thomas
2)BURNIER, John

(57) Abstract :
The present invention provides compounds and methods for the treatment of LFA-1 mediated diseases. In particular, LFA-1 antagonists are described herein and these antagonists are used in the treatment of LFA-1 mediated diseases. One aspect of the invention provides for diagnosis of an LFA-1 mediated disease and administration of a LFA-1 antagonist, after the patien is diagnosed with a LFA-1 mediated disease. In some embodiments, the LFA-1 mediated diseases treated are dry eye disorders. Also provided herein are methods for identifying compounds which are LFA-1 antagonists.

No. of Pages : 118 No. of Claims : 26

(12) PATENT APPLICATION PUBLICATION
(19) INDIA
(22) Date of filing of Application :25/09/2014
(21) Application No.8010/DELNP/2014 A
(43) Publication Date : 20/05/2016

(54) Title of the invention : INHIBITION OF ADAPTOR ASSOCIATED KINASE 1 FOR THE TREATMENT OF PAIN

(51) International classification	:A61K31/436,A61K31/00,A61K31/519
(31) Priority Document No	:61/608849
(32) Priority Date	:09/03/2012
(33) Name of priority country	:U.S.A.
(86) International Application No Filing Date	:PCT/US2013/029258 :06/03/2013
(87) International Publication No	:WO 2013/134336
(61) Patent of Addition to Application Number Filing Date	:NA :NA
(62) Divisional to Application Number Filing Date	:NA :NA

(71)**Name of Applicant :**
1)LEXICON PHARMACEUTICALS INC.
Address of Applicant :8800 Technology Forest Place The Woodlands TX 77381 U.S.A.
(72)**Name of Inventor :**
1)LANTHORN Thomas Herbert
2)SAVELIEVA Katerina
3)ZAMBROWICZ Brian

(57) Abstract :
This invention is directed to the treatment of pain by inhibiting adaptor associated kinase 1 (AAK1). Numerous AAK1 inhibitors are disclosed.

No. of Pages : 56 No. of Claims : 4

(12) PATENT APPLICATION PUBLICATION
(19) INDIA
(22) Date of filing of Application :25/09/2014
(21) Application No.8012/DELNP/2014 A
(43) Publication Date : 20/05/2016

(54) Title of the invention : ANTIBODIES TO MATRIX METALLOPROTEINASE 9

(51) International classification :A61K39/395,A61K38/17,A61K38/16
(31) Priority Document No :PCT/US2012/027160
(32) Priority Date :29/02/2012
(33) Name of priority country :U.S.A.
(86) International Application No :PCT/US2013/028456
Filing Date :28/02/2013
(87) International Publication No :WO 2013/130905
(61) Patent of Addition to Application Number :NA
Filing Date :NA
(62) Divisional to Application Number :NA
Filing Date :NA

(71)**Name of Applicant :**
1)GILEAD BIOLOGICS INC.
Address of Applicant :333 Lakeside Drive Foster City CA 94404 U.S.A.
(72)**Name of Inventor :**
1)ADAMKEWICZ Joanne I.
2)SMITH Victoria
3)THAI Zung
4)HAWKINS Michael J.

(57) Abstract :
The present disclosure provides compositions and methods of use involving binding proteins e.g. antibodies and antigen binding fragments thereof that bind to the matrix metalloproteinase 9 (MMP9) protein (MMP9 is also known as gelatinase B) such as where the binding proteins comprise an immunoglobulin (Ig) heavy chain (or functional fragment thereof) and an Ig light chain (or functional fragment thereof).

No. of Pages : 158 No. of Claims : 30

(12) PATENT APPLICATION PUBLICATION
(19) INDIA
(22) Date of filing of Application :25/09/2014
(21) Application No.8013/DELNP/2014 A
(43) Publication Date : 20/05/2016

(54) Title of the invention : METHOD AND APPARATUS FOR SEPARATING PARTICULATE MATTER

(51) International classification :B07B4/02,B07B9/00,B02C23/12
(31) Priority Document No :2012900889
(32) Priority Date :07/03/2012
(33) Name of priority country :Australia
(86) International Application No :PCT/AU2013/000212
Filing Date :06/03/2013
(87) International Publication No :WO 2013/131135
(61) Patent of Addition to Application Number :NA
Filing Date :NA
(62) Divisional to Application Number :NA
Filing Date :NA

(71)**Name of Applicant :**
1)ELECTRICITY GENERATION AND RETAIL CORPORATION
Address of Applicant :Level 11 15 17 William Street Perth Western Australia 6000 Australia
(72)**Name of Inventor :**
1)TRUCE Rodney
2)ZHU Jian Ning
3)KIDMAN Francis Hugh

(57) Abstract :
A separation apparatus [2] for separating minerals or other particulate matter including a housing [3] a particulate inlet [4] a fluid inlet [5] and an outlet [6]. The separation apparatus [2] separates the minerals or other particulate matter based on density. This is achieved by ingressing a fluid into the fluid inlet [5] to create appropriate fluidization of the particulate matter within the housing [3]. Low density material may typically be extracted from an upper end of the housing [3] whilst higher density material may be typically extracted from a lower end of the housing [3]. The invention is particularly useful for separating minerals such as coal from impurities such as silica and pyrites.

No. of Pages : 32 No. of Claims : 16

(12) PATENT APPLICATION PUBLICATION
(19) INDIA
(22) Date of filing of Application :25/09/2014
(21) Application No.8014/DELNP/2014 A
(43) Publication Date : 20/05/2016

(54) Title of the invention : GONADOTROPIN RELEASING HORMONE RECEPTOR ANTAGONISTS METHOD FOR THE PREPARATION THEREOF AND PHARMACEUTICAL COMPOSITION COMPRISING THE SAME

(51) International classification :C07D491/02,C07D491/107,A61K31/527
(31) Priority Document No :10-2012-0020479
(32) Priority Date :28/02/2012
(33) Name of priority country :Republic of Korea
(86) International Application No :PCT/KR2013/001660
Filing Date :28/02/2013
(87) International Publication No :WO 2013/129879
(61) Patent of Addition to Application Number :NA
Filing Date :NA
(62) Divisional to Application Number :NA
Filing Date :NA

(71)**Name of Applicant :**
1)SK CHEMICALS CO. LTD.
Address of Applicant :310, Pangyo-ro Bundang-gu, Seongnam-si, Gyeonggi-do 463 400 Republic of Korea
(72)**Name of Inventor :**
1)KIM Seon Mi
2)KIM Jae Sun
3)LEE Minhee
4)LEE So Young
5)LEE Bong Yong
6)SHIN Young Ah
7)PARK Euisun
8)LEE Jung A
9)HAN Min Young
10)AHN Jaeseung
11)YOO Taekyung
12)KIM Hun Taek

(57) Abstract :
The present invention provides gonadotropin releasing hormone receptor antagonists and the pharmaceutical composition comprising the same, which can be useful in preventing or treating a sex hormone-related disease such as endometriosis, amenorrhea, irregular menstruation, uterine myoma, uterine fibroids, polycystic ovarian disease, lupus erythematous, hypertrichosis, precocious puberty, short stature, acne, alopecia, gonadal steroid-dependent neoplasms, gonadotropin-producing pituitary adenoma, sleep apnea, irritable bowel syndrome, premenstrual syndrome, benign prostatic hyperplasia, contraception, and infertility, as well as Alzheimer disease.

No. of Pages : 120 No. of Claims : 8

(12) PATENT APPLICATION PUBLICATION
(21) Application No.3326/DEL/2014 A
(19) INDIA
(22) Date of filing of Application :18/11/2014
(43) Publication Date : 20/05/2016

(54) Title of the invention : SOLID BIOMASS FUELED STOVE

(51) International classification :F24B1/191
(31) Priority Document No :NA
(32) Priority Date :NA
(33) Name of priority country :NA
(86) International Application No :NA
Filing Date :NA
(87) International Publication No : NA
(61) Patent of Addition to Application Number :NA
Filing Date :NA
(62) Divisional to Application Number :NA
Filing Date :NA

(71)**Name of Applicant :**
1)RAMESH KUMAR NIBHORIA
Address of Applicant :HOUSE NO. 1932-F, SECTOR 7-C, CHANDIGARH-160019, U.T., INDIA. Chattisgarh India
(72)**Name of Inventor :**
1)RAMESH KUMAR NIBHORIA

(57) Abstract :
This equipment is cook stove is meant to use petletrbriquettelwood chipsisolid biomass etc as fuel for thermal energy application for various usages like cooking , making sweets, making namkeen, generating steam for thermal use or generating electricity. It will be used for economical replacement of costly petroleum products and wood. etc. The biomass is cornbusted in to rectangular cambustion chamber (made of mild steel duly lined with ceramic tiles and insulated with ceramic insulation and having numbers of primary air nozzles at battorn thus to attain maximum heat retentions and efficient combustion by provide one primary two stage secondary air.

No. of Pages : 6 No. of Claims : 6

(12) PATENT APPLICATION PUBLICATION
(21) Application No.3327/DEL/2014 A
(19) INDIA
(22) Date of filing of Application :18/11/2014
(43) Publication Date : 20/05/2016

(54) Title of the invention : ARTICLE ANTI-LOST DEVICE AND METHOD

(51) International classification :B22C
(31) Priority Document No :NA
(32) Priority Date :NA
(33) Name of priority country :NA
(86) International Application No :NA
Filing Date :NA
(87) International Publication No : NA
(61) Patent of Addition to Application Number :NA
Filing Date :NA
(62) Divisional to Application Number :NA
Filing Date :NA

(71)**Name of Applicant :**
1)CHAO-HUNG LIN
Address of Applicant :NO.268, CHIKAN N. RD., ZIGUAN DIST., KAOHSIUNG CITY 826, TAIWAN R.O.C. Taiwan
(72)**Name of Inventor :**
1)CHAO-HUN LIN

(57) Abstract :
An article anti-lost device comprises a plurality of sensors and a host Each sensor comprises a recognition module and a sensor signal transceiver module. The host comprises a control module, a host signal transceiver module, a host warning module, an operation module and a display module. In an article anti-lost method, the host and the sensor are firstly paired, and then the sensor is combined with a to-be-monitored article and a warning distance is set. When a distance between the sensor and the host exceeds the warning distance, a warning signal is outputted, and an orientation and a distance of the sensor are prompted on the host. With the structure and the method, when the article leaves the user by a predetermined distance, the user can be reminded to prevent the article from getting lost or stolen.

No. of Pages : 25 No. of Claims : 10

(12) PATENT APPLICATION PUBLICATION
(21) Application No.3329/DEL/2014 A
(19) INDIA
(22) Date of filing of Application :18/11/2014
(43) Publication Date : 20/05/2016

(54) Title of the invention : GSM BASED POWER THEFT CONTROLLED REAL TIME MONITORING SWITCH

(51) International classification :B60R
(31) Priority Document No :NA
(32) Priority Date :NA
(33) Name of priority country :NA
(86) International Application No :NA
Filing Date :NA
(87) International Publication No : NA
(61) Patent of Addition to Application Number :NA
Filing Date :NA
(62) Divisional to Application Number :NA
Filing Date :NA

(71)**Name of Applicant :**
1)AMITY UNIVERSITY
Address of Applicant :AMITY UNIVERSITY CAMPUS, SECTOR-125, NOIDA-201303, UP, INDIA Uttar Pradesh India
(72)**Name of Inventor :**
1)SAKET KUMAR
2)DR. HEMENDER PAL SINGH

(57) Abstract :
The present invention provides a GSM based system for the prevention of power theft or unauthorized use of power from an electric meter. A GSM based system comprises an overload protection circuit, comparator circuit, relay circuit and a GSM module. An overload protection circuit is assembled which detects the overlbad from the capacity of electric meter and comparator circuit which compares the calculated load through the capacity of the meter in terms of load and automatic trip of power through relay . ARer receiving a message, the electricity board sends an acknowledgement message to the meter receiver. When the meter section GSM module receives thf acknowledgement message then only the power will be started of the house.

No. of Pages : 10 No. of Claims : 5

(12) PATENT APPLICATION PUBLICATION
(21) Application No.3587/DELNP/2013 A
(19) INDIA
(22) Date of filing of Application :23/04/2013
(43) Publication Date : 20/05/2016

(54) Title of the invention : ENTRY GUIDE FORMATION ON A WELL LINER HANGER

(51) International classification :E21B23/01,E21B43/10
(31) Priority Document No :12/954258
(32) Priority Date :24/11/2010
(33) Name of priority country :U.S.A.
(86) International Application No :PCT/US2011/060617
Filing Date :14/11/2011
(87) International Publication No :WO 2012/071208
(61) Patent of Addition to Application Number :NA
Filing Date :NA
(62) Divisional to Application Number :NA
Filing Date :NA

(71)**Name of Applicant :**
1)HALLIBURTON ENERGY SERVICES INC.
Address of Applicant :10200 Bellaire Boulevard Houston TX 77072 U.S.A.
(72)**Name of Inventor :**
1)WATSON Brock W.
2)MOELLER Daniel K.

(57) Abstract :
A method of forming an entry guide at an end of a tubular string in a wellbore can include conveying a forming device into the wellbore and deforming the end of the tubular string from a cylindrical shape to an outwardly widening shape with the forming device. A method of forming an entry guide at an end of an expanded liner hanger in a wellbore can include outwardly expanding the liner hanger thereby sealingly securing a tubular string in the wellbore and deforming the end of the liner hanger from a cylindrical shape to an outwardly widening shape with a forming device.

No. of Pages : 27 No. of Claims : 21

(12) PATENT APPLICATION PUBLICATION
(21) Application No.3368/DEL/2014 A
(19) INDIA
(22) Date of filing of Application :20/11/2014
(43) Publication Date : 20/05/2016

(54) Title of the invention : A ROOM TEMPERATURE CURED FLY ASH BSED GEOPOLYMER COMPOSITION FOR CONCREATE AND BUILDING MATERIALS AND A PROCESS THEREOF

(51) International classification :C04B
(31) Priority Document No :NA
(32) Priority Date :NA
(33) Name of priority country :NA
(86) International Application No :NA
Filing Date :NA
(87) International Publication No : NA
(61) Patent of Addition to Application Number :NA
Filing Date :NA
(62) Divisional to Application Number :NA
Filing Date :NA

(71)**Name of Applicant :**
1)COUNCIL OF SCIENTIFIC & INDUSTRIAL RESEARCH
Address of Applicant :Anusandhan bhawan, Rafi Marg, NEW DELHI-110 001, INDIA Delhi India
(72)**Name of Inventor :**
1)SINGH BRAJESHWAR
2)GANESAN ISHWARYA
3)BHATTACHARYYA SRIMAN KUMAR

(57) Abstract :
In the present invention there is disclosed a room temperature cured fly ash based geopolymer composition .for concrete and building materials and a process for manufacturing the same, wherein the mix comprising composite binder of fly ash and ground granulated blast furnace slag (18-20% by weight), activating solution (7-8% by weight) of sodium silicate and recycled sodium hydroxide/sodium carbonate, chemical admixtures (0.18-0.20% by weight), aggregates (71-74.5% by weight) and polycarboxylate based superplasticizer (0.3-0.8% by weight). Optionally, industrial grade sodium hydroxide is used as a part of activating solution. In the process of the present invention, preheated low calcium fly ash and ground granulated blast furnace slag are inter-grind in a ball mill to obtain a composite mix binder, preparing the activating solution consisting of silicate, hydroxide and carbonate wherein carbonate and silicate used in a ratio of 1.5-2.51 and silicate and hydroxide used in a ratio of 1- 3: 1, mixing the activating solution containing superplasticizer with dry concrete ingredients consisting of composite mix binder, fine and coarse aggregate in a pan mixer and adding chemical admixture at the final stage of mixing. The doughymix so obtained is then cast in the mould and cured at ambient temperature. Various products such as solid and hollow blocks, bricks and structural beam elements are made out of present invented geopolyrner mortar and concrete. The salient. features of invented geopolymer concrete are: high early strength, low drying shrinkage, low permeability, low water absorption, low thermal conductivity and good chemical and fire resistance. The products made out of the present invention meet the existing specifications/guidelines and comparable with cement concrete and burnt clay/fly ash bricks.

No. of Pages : 36 No. of Claims : 8

(12) PATENT APPLICATION PUBLICATION
(21) Application No.3456/DEL/2015 A
(19) INDIA
(22) Date of filing of Application :26/10/2015
(43) Publication Date : 20/05/2016

(54) Title of the invention : FUEL CELL SYSTEM AND CONTROL METHOD THEREOF

(51) International classification :H01M8/06
(31) Priority Document No :2014-231982
(32) Priority Date :14/11/2014
(33) Name of priority country :Japan
(86) International Application No :NA
Filing Date :NA
(87) International Publication No : NA
(61) Patent of Addition to Application Number :NA
Filing Date :NA
(62) Divisional to Application Number :NA
Filing Date :NA

(71)**Name of Applicant :**
1)TOYOTA JIDOSHA KABUSHIKI KAISHA
Address of Applicant :1, Toyota-cho, Toyota-shi, Aichi-ken 471-8571, Japan Japan
(72)**Name of Inventor :**
1)IMANISHI Hiroyuki
2)MARUO Tsuyoshi
3)YAMADA Takashi

(57) Abstract :
An object is to suppress drying of a fuel cell during continuous operation with high load. There is provided a fuel cell system including a fuel cell. The fuel cell system comprises an impedance detector that is configured to detect an impedance of the fuel cell; and a current limiter that is configured to limit an output current of the fuel cell with a limiting rate. The current limiter changes the limiting rate, based on the detected impedance.

No. of Pages : 32 No. of Claims : 8

(12) PATENT APPLICATION PUBLICATION
(21) Application No.3457/DEL/2015 A
(19) INDIA
(22) Date of filing of Application :26/10/2015
(43) Publication Date : 20/05/2016

(54) Title of the invention : FUEL TANK AND METHOD OF MANUFACTURING SAME`

(51) International classification :F17C11/00
(31) Priority Document No :2014-232489
(32) Priority Date :17/11/2014
(33) Name of priority country :Japan
(86) International Application No :NA
Filing Date :NA
(87) International Publication No : NA
(61) Patent of Addition to Application Number :NA
Filing Date :NA
(62) Divisional to Application Number :NA
Filing Date :NA

(71)**Name of Applicant :**
1)SUZUKI MOTOR CORPORATION
Address of Applicant :300, Takatsuka-Cho, Minami-Ku, Hamamatsu-Shi, Shizuoka-Ken 432-8611, Japan Japan
(72)**Name of Inventor :**
1)SHIMOMURA Hiroshi

(57) Abstract :
A fuel tank made of resin material includes: a fuel tank body including a tank upper member and a tank lower member which are molded by injection molding of a resin material and thermally welding the upper and lower tank members; a rising portion rising cylindrically from the tank upper member; a fuel filler neck provided to the rising portion rising from the tank upper member; an inlet filler portion provided so as to extend into the fuel tank from a cylindrical portion of the fuel filler neck; and a fueling gun nozzle stopper portion provided integrally to the inlet filler portion below an inner cylinder thereof.

No. of Pages : 44 No. of Claims : 11

(12) PATENT APPLICATION PUBLICATION
(21) Application No.3542/DEL/2015 A
(19) INDIA
(22) Date of filing of Application :31/10/2015
(43) Publication Date : 20/05/2016

(54) Title of the invention : SYSTEM AND METHOD FOR DETERMINING A COST OF A CASTING PROCESS

(51) International classification :G06Q30/00
(31) Priority Document No :14/543,962
(32) Priority Date :18/11/2014
(33) Name of priority country :U.S.A.
(86) International Application No :NA
Filing Date :NA
(87) International Publication No : NA
(61) Patent of Addition to Application Number :NA
Filing Date :NA
(62) Divisional to Application Number :NA
Filing Date :NA

(71)**Name of Applicant :**
1)Caterpillar Inc.
Address of Applicant :100 N.E. Adams Street Peoria, Illinois 61629, UNITED STATES OF AMERICA U.S.A.
(72)**Name of Inventor :**
1)SOMASKANDAN, Srivenkatesh
2)SINGH, Ajit Kumar
3)RAMADOSS, Sivakumar
4)LAKSHMINARASIMHAN, Sankarakrishnan
5)L., Ganesh

(57) Abstract :
A computer implemented method for determining a cost of a casting process includes receiving a user input, via a Graphical User Interface (GUI), indicative of part information that is associated with a part manufactured by the casting process. The method includes receiving a user input, via the GUI, to select a casting parameter associated with the casting process. The casting parameter includes material and post-treatment parameter, mold and core parameter, foundry process parameter, and machining and setup parameter. The method includes receiving a user input, via the GUI, indicative of a variable associated with the casting parameter and retrieving a cost information associated with the casting parameter from a database. The method further includes determining a parameter cost based on the cost information and the variable and, generating an output, via the GUI, indicative of the cost of the casting process for the part.

No. of Pages : 61 No. of Claims : 20

(12) PATENT APPLICATION PUBLICATION
(21) Application No.700/DEL/2006 A
(19) INDIA
(22) Date of filing of Application :14/03/2006
(43) Publication Date : 20/05/2016

(54) Title of the invention : A STABILISED SOLID DOSAGE FORM COMPRISING (3R, 5R)-7-[2-(4-FLUOROPHENYL)-5-ISO PROPYL-3-PHENYL-4-[(4-HYDROXYMETHYL PHENYLAMINO)CARBONYL]-PYRROL-1-YL]-3,5-DIHYDROXYHEPTANOIC ACID

(51) International classification	:C07D 207/00
(31) Priority Document No	:NA
(32) Priority Date	:NA
(33) Name of priority country	:NA
(86) International Application No	:NA
Filing Date	:NA
(87) International Publication No	: NA
(61) Patent of Addition to Application Number	:NA
Filing Date	:NA
(62) Divisional to Application Number	:NA
Filing Date	:NA

(71)**Name of Applicant :**
1)RANBAXY LABORATORIES LIMITED
Address of Applicant :12th Floor, Devika Tower, 06, Nehru Place, New Delhi-110019. Delhi India
(72)**Name of Inventor :**
1)ASR MATHUR
2)KORLAPATI V. RAO
3)RANADEEP BOKKALIAL
4)RITU KAUSHIK
5)SUCHITRA KAUSHIK

(57) Abstract :
The present invention relates to a stabilized dosage form comprising (3R, 5R)-7-[2-(4-fluorophenyl)-5-isopropyl-3-phenyl-4- [(4-hydroxy methylphenylamino) carbonyl]-pyrrol-1-yl]-3,5-dihydroxy-heptanoic acid or pharmaceutically acceptable salts thereof as active ingredient, wherein the aqueous dispersion or solution of the dosage form is capable of providing a pH equal to or greater than 8.

No. of Pages : 17 No. of Claims : 16

(12) PATENT APPLICATION PUBLICATION
(21) Application No.3366/DEL/2014 A
(19) INDIA
(22) Date of filing of Application :20/11/2014
(43) Publication Date : 20/05/2016

(54) Title of the invention : MOUNTING PLATFORM FOR ROCKET & PARACHUTE CANISTER FOR INTEGRATION OF AIRCRAFT PARACHUTE RECOVERY SYSTEM ON AIRCRAFT

(51) International classification :B64D25/00
(31) Priority Document No :NA
(32) Priority Date :NA
(33) Name of priority country :NA
(86) International Application No :NA
Filing Date :NA
(87) International Publication No : NA
(61) Patent of Addition to Application Number :NA
Filing Date :NA
(62) Divisional to Application Number :NA
Filing Date :NA

(71)**Name of Applicant :**
1)HINDUSTAN AERONAUTICS LIMITED, TRANSPORT AIRCRAFT DIVISION, KANPUR
Address of Applicant :HINDUSTAN AERONAUTICS LIMITED, TRANSPORT AIRCRAFT DIVISION, CHAKERI, POST OFFICE-HARJINDER NAGAR KANPUR U.P. INDIA-208008 Uttar Pradesh India
(72)**Name of Inventor :**
1)MALIK MANISH KUMAR
2)RATHORE VIJAY PRATAP SINGH
3)RAZA MOHAMMAD ANWAR

(57) Abstract :
Most of the trainer aircraft used for imparting basic training to pilots are not installed with occupant safety system like Seat Ejection System or Whole aircraft parachute recovery system to ensure occupant safety in case of an emergency like sudden engine cut, system failure, bird hit etc. To ensure occupant safety in case of emergencies, an Aircraft Parachute Recovery System is required for the safe landing of the aircraft & for continuous airworthiness. The Aircraft Parachute Recovery System (APRS) consists of a parachute, rocket (to egress parachute), parachute deployment bag, canister assembly. For integrating APRS on the aircraft, it was required to design & develop a mounting platform to mount the canister assembly consisting of housing for parachute, attachment harnesses and rocket system inside the aircraft. The mounting platform for canister assembly is designed and developed for taking the high reaction load of rocket, high impact ultimate parachute deployment loads, and emergency landing crash condition loads due to inertia of canister assembly. By application of present innovation, aircraft continued airworthiness & occupant safety can be ensured & maintained in case of emergency situations without affecting the aircraft structural integrity and stability.

No. of Pages : 9 No. of Claims : 10

(12) PATENT APPLICATION PUBLICATION
(19) INDIA
(22) Date of filing of Application :15/11/2014
(21) Application No.3304/DEL/2014 A
(43) Publication Date : 20/05/2016

(54) Title of the invention : INSTANT FREEZING APPARATUS

(51) International classification	:F25D13/06	(71)**Name of Applicant :**
(31) Priority Document No	:NA	**1)LG ELECTRONICS INC.**
(32) Priority Date	:NA	Address of Applicant :20 Yeouido-dong, Yeongdeungpo-gu, Seoul 150-721, Republic of Korea Republic of Korea
(33) Name of priority country	:NA	
(86) International Application No	:NA	(72)**Name of Inventor :**
Filing Date	:NA	**1)GAURAV GUPTA**
(87) International Publication No	: NA	**2)AASHISH BHATNAGAR**
(61) Patent of Addition to Application Number	:NA	
Filing Date	:NA	
(62) Divisional to Application Number	:NA	
Filing Date	:NA	

(57) Abstract :
The present invention provides an instant freezing apparatus (100) that facilitates ice making even during power cuts, wherein the instant freezing apparatus (100) comprises a PCM repository (200), a plurality of receptacles (300) fastened on to the PCM repository (200) and a plurality of fins (400) on the underside of the plurality receptacles (300) that extend towards the PCM repository (200). A plurality of detachable trays (500) complementary in shape to the corresponding plurality of receptacles (300) resides over the corresponding plurality of receptacles (300). The space inside the PCM repository (200), between the receptacles (300) and the plurality of fins (400) is filled with PCM liquid. The plurality of fins (400) enhances the rate of heat transfer between the liquid PCM filled in the PCM repository (200) and the receptacles (300), thereby enhancing ice making process.

No. of Pages : 32 No. of Claims : 16

(12) PATENT APPLICATION PUBLICATION
(21) Application No.3305/DEL/2014 A
(19) INDIA
(22) Date of filing of Application :15/11/2014
(43) Publication Date : 20/05/2016

(54) Title of the invention : WASHING MACHINE WITH SHOE WASHING ACCESSORY

(51) International classification :D06F37/00
(31) Priority Document No :NA
(32) Priority Date :NA
(33) Name of priority country :NA
(86) International Application No :NA
Filing Date :NA
(87) International Publication No : NA
(61) Patent of Addition to Application Number :NA
Filing Date :NA
(62) Divisional to Application Number :NA
Filing Date :NA

(71)**Name of Applicant :**
1)LG ELECTRONICS INC.
Address of Applicant :20 Yeouido-dong, Yeongdeungpo-gu, Seoul 150-721, Republic of Korea Republic of Korea
(72)**Name of Inventor :**
1)GAUTAM NAGRAJ
2)CHIDAMBARAN RAJENDRAN SENTHIL KUMAR

(57) Abstract :
The present invention discloses a washing machine (100) with a shoe holder (300) exclusively for washing or cleaning shoes. The shoe holder (300) is mounted on the inside of the inner drum (103) with a plurality of supporting means (200) and rotates along with the motion of said inner drum (103). The shoe holder (300) comprises a plurality of perforations (302) that aid water circulation between the shoe holder (300) and the inner drum (103) and at least two scrubbing means (303a, 303b) attached onto the inside of the casing (301) of the shoe holder (300), so as to scrub dirt from the shoes.

No. of Pages : 21 No. of Claims : 7

(12) PATENT APPLICATION PUBLICATION
(21) Application No.9998/DELNP/2013 A
(19) INDIA
(22) Date of filing of Application :21/11/2013
(43) Publication Date : 20/05/2016

(54) Title of the invention : SYSTEMS DEVICES AND METHODS FOR MOBILE PAYMENT ACCEPTANCE MOBILE AUTHORIZATIONS MOBILE WALLETS AND CONTACTLESS COMMUNICATION MECHANISMS

(51) International classification :G06Q40/02
(31) Priority Document No :61/484588
(32) Priority Date :10/05/2011
(33) Name of priority country :U.S.A.
(86) International Application No :PCT/US2012/037237
Filing Date :10/05/2012
(87) International Publication No :WO 2012/154915
(61) Patent of Addition to Application Number :NA
Filing Date :NA
(62) Divisional to Application Number :NA
Filing Date :NA

(71)**Name of Applicant :**
1)DYNAMICS INC.
Address of Applicant :493 Nixon Road Cheswick PA 15024 U.S.A.
(72)**Name of Inventor :**
1)MULLEN Jeffrey D.
2)RIGATTI Christopher J.
3)WALLACE Michael T.

(57) Abstract :
A mobile device may provide payment acceptance and/or payment authorization for purchases payments and/or money transfers by accepting payment information from a powered or a non powered card using a contactless communication channel formed between the card and the mobile device. The payment information may be communicated by the mobile device to network entities that may be used to settle/authorize such purchase payment and/or money transfer transactions. Physical cards may be presented to a mobile device to establish a contactless communication channel between the physical card and the mobile device. Information communicated by the physical card may be received stored and used by the mobile device to generate a mobile wallet of virtual cards.

No. of Pages : 219 No. of Claims : 84

(12) PATENT APPLICATION PUBLICATION
(19) INDIA
(22) Date of filing of Application :07/08/2013
(21) Application No.7040/DELNP/2013 A
(43) Publication Date : 20/05/2016

(54) Title of the invention : METHOD FOR REDUCING VISCOSITY IN SACCHARIFICATION PROCESS

(51) International classification :C12P19/02
(31) Priority Document No :61/453923
(32) Priority Date :17/03/2011
(33) Name of priority country :U.S.A.
(86) International Application No :PCT/US2012/029445
Filing Date :16/03/2012
(87) International Publication No :WO 2012/125925
(61) Patent of Addition to Application Number :NA
Filing Date :NA
(62) Divisional to Application Number :NA
Filing Date :NA

(71)**Name of Applicant :**
1)DANISCO US INC.
Address of Applicant :925 Page Mill Road Palo Alto California 94304 U.S.A.
(72)**Name of Inventor :**
1)MITCHINSON Colin
2)LI Mian
3)KELEMEN Bradley R.
4)LANTZ Suzanne E.
5)WING Keith D.
6)HITZ William D.

(57) Abstract :
The present invention relates to compositions that can be used in hydrolyzing biomass such as compositions comprising a polypeptide having glycosyl hydrolase family 61/ endoglucanase activity methods for hydrolyzing biomass material and methods for reducing viscosity of biomass mixture using a composition comprising a polypeptide having glycosyl hydrolase family 61/endoglucanase activity.

No. of Pages : 290 No. of Claims : 43

(12) PATENT APPLICATION PUBLICATION
(19) INDIA
(22) Date of filing of Application :19/08/2013
(21) Application No.7341/DELNP/2013 A
(43) Publication Date : 20/05/2016

(54) Title of the invention : PRODUCTION METHOD OF OPTICALLY ACTIVE DIHYDROBENZOFURAN DERIVATIVE

(51) International classification :C07C25/02,C07C43/205,C07D307/80
(31) Priority Document No :2011032610
(32) Priority Date :17/02/2011
(33) Name of priority country :Japan
(86) International Application No :PCT/JP2012/054337
Filing Date :16/02/2012
(87) International Publication No :WO 2012/111849
(61) Patent of Addition to Application Number :NA
Filing Date :NA
(62) Divisional to Application Number :NA
Filing Date :NA

(71)**Name of Applicant :**
1)TAKEDA PHARMACEUTICAL COMPANY LIMITED
Address of Applicant :1 1 Doshomachi 4 chome Chuo ku Osaka shi Osaka 5410045 Japan
(72)**Name of Inventor :**
1)YAMANO Mitsuhisa
2)GOTO Mitsutaka
3)KAJIWARA Takeshi
4)MAEDA Hiroyuki
5)KONISHI Takahiro
6)SERA Misayo
7)KONDO Yuichiro
8)YAMASAKI Seiji

(57) Abstract :
Provided is a production method of an optically active dihydrobenzofuran derivative. A production method of an optically active form of a compound represented by the formula: wherein each symbol is as defined in the specification or a salt thereof and the like.

No. of Pages : 212 No. of Claims : 23

(12) PATENT APPLICATION PUBLICATION
(21) Application No.9472/DELNP/2013 A
(19) INDIA
(22) Date of filing of Application :04/11/2013
(43) Publication Date : 20/05/2016

(54) Title of the invention : ANTI NERVE GROWTH FACTOR ANTIBODIES AND METHODS OF PREPARING AND USING THE SAME

(51) International classification :C07K16/22,C07K16/46
(31) Priority Document No :61/483491
(32) Priority Date :06/05/2011
(33) Name of priority country :U.S.A.
(86) International Application No :PCT/GB2012/051004
Filing Date :08/05/2012
(87) International Publication No :WO 2012/153123
(61) Patent of Addition to Application Number :NA
Filing Date :NA
(62) Divisional to Application Number :NA
Filing Date :NA

(71)**Name of Applicant :**
1)NVIP PTY LTD
Address of Applicant :9 Meaden Street Southbank Victoria 3006 Australia
(72)**Name of Inventor :**
1)GEARING David

(57) Abstract :
A method of preparing an antibody suitable for use in an equine is provided. Also provided are equinised antibodies which specifically bind to equine neuronal growth factor (NGF) and neutralise the ability of equine NGF to bind to the p75 or TrkA equine NGF receptor. The invention extends to nucleic acids encoding same and to methods of treating pain and arthritis in an equine using said antibodies and/or nucleic acids.

No. of Pages : 113 No. of Claims : 97

(12) PATENT APPLICATION PUBLICATION
(21) Application No.5267/DELNP/2013 A
(19) INDIA
(22) Date of filing of Application :12/06/2013
(43) Publication Date : 20/05/2016

(54) Title of the invention : MODIFIED PHOTOSYNTHETIC MICROORGANISMS FOR PRODUCING LIPIDS

(51) International classification :C12N9/02,C12P7/64
(31) Priority Document No :61/425181
(32) Priority Date :20/12/2010
(33) Name of priority country :U.S.A.
(86) International Application No :PCT/US2011/065896
Filing Date :19/12/2011
(87) International Publication No :WO 2012/087963
(61) Patent of Addition to Application Number :NA
Filing Date :NA
(62) Divisional to Application Number :NA
Filing Date :NA

(71)**Name of Applicant :**
1)MATRIX GENETICS LLC
Address of Applicant :2815 Eastlake Ave. East Ste. 300 Seattle WA 98012 U.S.A.
(72)**Name of Inventor :**
1)ROBERTS James
2)CROSS Fred
3)KAISER Brett K.

(57) Abstract :
This disclosure describes genetically modified photosynthetic microorganisms, e.g., Cyanobacteria, that overexpress an acyl-acyl carrier protein reductase (acyl-ACP reductase). These microorganisms may optionally overexpress one or more fatty acid synthesis proteins such as ACP and ACCase, and/or one or more polypeptides associated with glycogen breakdown. Also included are photosynthetic microorganisms comprising mutations or deletions in a glycogen biosynthesis or storage pathway, which accumulate a reduced amount of glycogen under reduced nitrogen conditions as compared to a wild type photosynthetic microorganism. The modified photosynthetic microorganisms provided herein are capable of producing increased amounts of lipids such as fatty acids or wax esters and/or synthesizing triglycerides.

No. of Pages : 145 No. of Claims : 119

(12) PATENT APPLICATION PUBLICATION
(21) Application No.5987/DELNP/2013 A
(19) INDIA
(22) Date of filing of Application :03/07/2013
(43) Publication Date : 20/05/2016

(54) Title of the invention : ELEMENTS TO IMPROVE THE SOUND QUALITY OF STRINGED MUSICAL INSTRUMENTS

(51) International classification :G10D3/06,G10D3/12
(31) Priority Document No :10197182.8
(32) Priority Date :28/12/2010
(33) Name of priority country :EPO
(86) International Application No :PCT/IB2011/055944
Filing Date :23/12/2011
(87) International Publication No :WO 2012/090145
(61) Patent of Addition to Application Number :NA
Filing Date :NA
(62) Divisional to Application Number :NA
Filing Date :NA

(71)**Name of Applicant :**
1)HELLINGE Andreas
Address of Applicant :rue des Etourneaux 15 CH 1242 Satigny Switzerland
(72)**Name of Inventor :**
1)HELLINGE Andreas

(57) Abstract :
The present invention concerns modifications intended to improve the sound quality of stringed musical instruments through modification of stiffness/flexibility vibration/resonance transmitting properties and weight reduction of the fingerboard neck tailpiece the upper and lower block sound post or sound pegs bass bar or sound bars and the upper and lower saddle rod using combined lightweight materials and specific construction principles.

No. of Pages : 67 No. of Claims : 15

(12) PATENT APPLICATION PUBLICATION
(19) INDIA
(22) Date of filing of Application :14/11/2013
(21) Application No.9820/DELNP/2013 A
(43) Publication Date : 20/05/2016

(54) Title of the invention : COMPOSITION AND METHOD FOR ENHANCING AN IMMUNE RESPONSE

(51) International classification	:A61K35/74,A61K31/59,A61K9/22
(31) Priority Document No	:61/477306
(32) Priority Date	:20/04/2011
(33) Name of priority country	:U.S.A.
(86) International Application No	:PCT/US2012/034221
Filing Date	:19/04/2012
(87) International Publication No	:WO 2012/145491
(61) Patent of Addition to Application Number	:NA
Filing Date	:NA
(62) Divisional to Application Number	:NA
Filing Date	:NA

(71)**Name of Applicant :**
1)MICO BIO INC.
Address of Applicant :154 Grand Street New York NY 10013 U.S.A.
(72)**Name of Inventor :**
1)FISHER Jason

(57) Abstract :
Disclosed are methods and compositions for treating or preventing microbial infections.

No. of Pages : 90 No. of Claims : 46

(12) PATENT APPLICATION PUBLICATION
(19) INDIA
(22) Date of filing of Application :14/11/2013
(21) Application No.9821/DELNP/2013 A
(43) Publication Date : 20/05/2016

(54) Title of the invention : HIGH SOFTNESS HIGH DURABILITY BATH TISSUE WITH TEMPORARY WET STRENGTH

(51) International classification	:D21H21/18,D21H21/20,D21H27/30
(31) Priority Document No	:61/457991
(32) Priority Date	:28/07/2011
(33) Name of priority country	:U.S.A.
(86) International Application No	:PCT/US2012/047802
Filing Date	:23/07/2012
(87) International Publication No	:WO 2013/016261
(61) Patent of Addition to Application Number	:NA
Filing Date	:NA
(62) Divisional to Application Number	:NA
Filing Date	:NA

(71)**Name of Applicant :**
1)GEORGIA PACIFIC CONSUMER PRODUCTS LP
Address of Applicant :133 Peachtree Street N.E Atlanta Georgia 30303 U.S.A.
(72)**Name of Inventor :**
1)MILLER Joseph H.
2)SUMNICHT Daniel W.
3)ORIARAN T. Philips
4)SCHUH Brian J.
5)RAMIREZ Alberto J.
6)LEE Jeffrey A.

(57) Abstract :
A multi-ply bath tissue having no more than three plies and no fewer than two plies. The multi-ply tissue has a basis weight of from about 32.6 to about 57.0 g/m2 and includes from about 3% to about 50% cellulosic microfiber, from about 50% to about 97% wood pulp fibers, has a geometric mean (GM) dry tensile of from about 1.37 to 6.33 N/m per g/m2 of basis weight, a cross-machine direction (CD) dry tensile of between about 2.37 to about 4.74 N/m per g/m2 of basis weight, and sufficient temporary wet strength resin to provide an initial Finch Cup CD wet tensile of from about 0.20 to about 1.58 N/m per g/m2 of basis weight. The initial Finch Cup CD wet tensile decays to less than 65% of the initial value in less than fifteen minutes after immersion in water. The product has a caliper of at least 0.078 mm per 8 sheets per g/m2 of basis weight.

No. of Pages : 153 No. of Claims : 110

(12) PATENT APPLICATION PUBLICATION
(19) INDIA
(22) Date of filing of Application :14/11/2013
(21) Application No.9822/DELNP/2013 A
(43) Publication Date : 20/05/2016

(54) Title of the invention : PARTIAL OXIDATION OF METHANE AND HIGHER HYDROCARBONS IN SYNGAS STREAMS

(51) International classification :C10J3/00,C10K3/00,C01B3/36
(31) Priority Document No :61/486486
(32) Priority Date :16/05/2011
(33) Name of priority country :U.S.A.
(86) International Application No :PCT/US2012/037562
Filing Date :11/05/2012
(87) International Publication No :WO 2012/158536
(61) Patent of Addition to Application Number :NA
Filing Date :NA
(62) Divisional to Application Number :NA
Filing Date :NA

(71)**Name of Applicant :**
1)PRAXAIR TECHNOLOGY INC.
Address of Applicant :39 Old Ridgebury Road Danbury CT 06810 U.S.A.
(72)**Name of Inventor :**
1)BOOL Lawrence
2)CHAKRAVARTI Shrikar
3)LAUX Stefan Ef
4)DRNEVICH Raymond F.
5)BONAQUIST Dante P.
6)THOMPSON David R.

(57) Abstract :
Oxygen is added to a raw syngas stream that contains hydrogen and CO, one or more light hydrocarbons, and that may also contain tars, produced by gasification of carbonaceous feed material, while imparting heat at a rate greater than 125 BTU per pound of oxygen added, to partially oxidize light hydrocarbons and convert tars if present to lower molecular weight products.

No. of Pages : 32 No. of Claims : 14

CONTINUED TO PART- 2

(12) PATENT APPLICATION PUBLICATION
(19) INDIA
(22) Date of filing of Application :01/04/2015
(21) Application No.1404/MUM/2015 A
(43) Publication Date : 20/05/2016

(54) Title of the invention : HINGE

(51) International classification :E05D7/04, E05D7/00
(31) Priority Document No :1405963.8
(32) Priority Date :02/04/2014
(33) Name of priority country :U.K.
(86) International Application No :NA
Filing Date :NA
(87) International Publication No : NA
(61) Patent of Addition to Application Number :NA
Filing Date :NA
(62) Divisional to Application Number :NA
Filing Date :NA

(71)**Name of Applicant :**
1)Heywood Williams Components Limited
Address of Applicant :Premier Way Lowfields Business Park Elland West Yorkshire HX5 9HT, United Kingdom U.K.
(72)**Name of Inventor :**
1)Paul Robert PEARSON
2)James Warren KEELING

(57) Abstract :
A hinge comprises a sash section (20) adapted to be secured to a sash and a frame section (22) adapted to be secured to a frame, the sash and hinge sections (20,22) being mounted for hinged movement, wherein the sash section (20) has lateral adjustment means (10,11,12) operable to allow adjustment of the sash section (20) laterally with respect to the frame section (22), and wherein the lateral adjustment means (10,11,12) are operated from a front, major face of the sash section. (Figure 1)

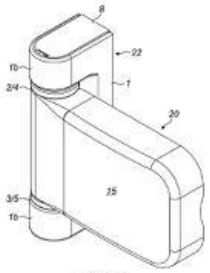

FIG. 1

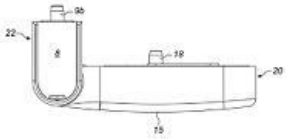

FIG. 2

No. of Pages : 28 No. of Claims : 15

(12) PATENT APPLICATION PUBLICATION
(19) INDIA
(22) Date of filing of Application :12/11/2014
(21) Application No.3568/MUM/2014 A
(43) Publication Date : 20/05/2016

(54) Title of the invention : PORTABLE STOVE

(51) International classification	:A47J33/00, F24C5/20
(31) Priority Document No	:NA
(32) Priority Date	:NA
(33) Name of priority country	:NA
(86) International Application No	:PCT//
Filing Date	:01/01/1900
(87) International Publication No	: NA
(61) Patent of Addition to Application Number	:NA
Filing Date	:NA
(62) Divisional to Application Number	:NA
Filing Date	:NA

(71)**Name of Applicant :**
1)PATEL BHARATBHAI
Address of Applicant :B 11 Jivraj Park Society , Khodiyar Nagar Bapunagar , Ahmedabad-382350 Gujarat, India Gujarat India
(72)**Name of Inventor :**
1)PATEL BHARATBHAI

(57) Abstract :
The invention is of the stove for burning wood product which includes a stove housing that defines its basic aspect that is an ignition chamber and outer chamber separated from each other. The bottom is open which supplies centrally air force from lower to upper part. Air intake is provided in the lower zone which provides air supply for burning fire. In embodiment, air is supplied from the underneath to the burning woods. Spherically, numbers of cylindrical vents are at 45 angular to the inner chamber is provided to intake air from the lower zone for burning fire. Combustion fire strikes the bottom surface of the container efficiently.

No. of Pages : 13 No. of Claims : 3

(12) PATENT APPLICATION PUBLICATION
(19) INDIA
(22) Date of filing of Application :12/11/2014
(21) Application No.3569/MUM/2014 A
(43) Publication Date : 20/05/2016

(54) Title of the invention : AN IMPACT ABSORBING STRUCTURE

(51) International classification	:B62D21/15, B60R19/34, B60R19/24
(31) Priority Document No	:NA
(32) Priority Date	:NA
(33) Name of priority country	:NA
(86) International Application No	:NA
Filing Date	:NA
(87) International Publication No	: NA
(61) Patent of Addition to Application Number	:NA
Filing Date	:NA
(62) Divisional to Application Number	:NA
Filing Date	:NA

(71)**Name of Applicant :**
1)MAHINDRA AND MAHINDRA LIMITED
Address of Applicant :Automotive & Farm Equipment Sector, Mahindra Tower, Dr. G.M. Bhosale Marg, Worli, Mumbai Maharashtra, India Maharashtra India
(72)**Name of Inventor :**
1)KANIGELPULA Sasidhar
2)GAVANDE Abhijit Sudhakar
3)PURUSHOTHAMAN Sabapathi Dravidamani
4)KUMAR Praveen
5)REVANKAR Vidyakant
6)HAFEEZ Abdul Karim

(57) Abstract :
An impact absorbing structure for vehicles comprises a non-symmetrical elongated body having a C-shaped cross-section drafted from sheet material, wherein the non-symmetrical body has an operative upper face, an operative front face, and an operative lower face. The operative upper face, the operative front face, and the operative lower face have unequal widths, wherein a first draft angle at an edge portion is different from a second draft angle at another edge portion of the non-symmetrical body. Fig.1A

No. of Pages : 15 No. of Claims : 7

(12) PATENT APPLICATION PUBLICATION
(21) Application No.3570/MUM/2014 A
(19) INDIA
(22) Date of filing of Application :12/11/2014
(43) Publication Date : 20/05/2016

(54) Title of the invention : FOOD PRODUCT AND A PROCESS OF PREPARATION THEREOF

(51) International classification	:A23L1/00, A23L1/315
(31) Priority Document No	:NA
(32) Priority Date	:NA
(33) Name of priority country	:NA
(86) International Application No	:NA
Filing Date	:NA
(87) International Publication No	: NA
(61) Patent of Addition to Application Number	:NA
Filing Date	:NA
(62) Divisional to Application Number	:NA
Filing Date	:NA

(71)**Name of Applicant :**
1)SHIRODKAR Jyoti
Address of Applicant :IB 42, Saikamal Residency, Ramnagar Colony, NDA Road, Bavdhan Pune 411021, Maharashtra, India Maharashtra India
(72)**Name of Inventor :**
1)SHIRODKAR Jyoti

(57) Abstract :
The present disclosure relates to barley based compositions comprising barley, cereals, pulses, spices, dry fruits and natural flavoring agents. The ingredients are present in pre-determined proportion to each other. Various food products can be prepared from the barley based compositions, which can be consumed by healthy individuals as well as individuals suffering from obesity, dyslipidemia, diabetes, pre-diabetes (metabolic syndrome), cardiovascular diseases, and the like. The present disclosure also provides processes for preparing the barley based compositions.

No. of Pages : 55 No. of Claims : 10

(12) PATENT APPLICATION PUBLICATION
(21) Application No.3571/MUM/2014 A
(19) INDIA
(22) Date of filing of Application :12/11/2014
(43) Publication Date : 20/05/2016

(54) Title of the invention : CONTENT COLLABORATION

(51) International classification :G06F15/16
(31) Priority Document No :NA
(32) Priority Date :NA
(33) Name of priority country :NA
(86) International Application No :NA
Filing Date :NA
(87) International Publication No : NA
(61) Patent of Addition to Application Number :NA
Filing Date :NA
(62) Divisional to Application Number :NA
Filing Date :NA

(71)**Name of Applicant :**
1)TATA CONSULTANCY SERVICES LIMITED
Address of Applicant :Nirmal Building, 9th Floor, Nariman Point, Mumbai, Maharashtra 400021, India Maharashtra India
(72)**Name of Inventor :**
1)SURESH, Sandeep Krishna
2)DAS, Rajashree

(57) Abstract :
Method(s) and system(s) for collaboration of content are described herein. The system (102) includes a dynamic content editor (108) coupled to a processor (202) to generate a graphical user interface including interactive elements for receiving user inputs for relating contents in a content repository (112) and specifying a layout of display of curated contents. The system (102) further includes a content processing engine (110) coupled to the processor (202) to build relationships between the contents in the content repository (112), based on the user inputs, data and metadata of the contents; and provide the curated contents to a user based on the relationships and the specified layout of display.

No. of Pages : 29 No. of Claims : 15

(12) PATENT APPLICATION PUBLICATION
(21) Application No.3600/MUM/2014 A
(19) INDIA
(22) Date of filing of Application :14/11/2014
(43) Publication Date : 20/05/2016

(54) Title of the invention : A METHOD AND SYSTEM FOR EFFICIENT PERFORMANCE PREDICTION OF STRUCTURED QUERY FOR BIG DATA

(51) International classification	: G06F9/44	(71)**Name of Applicant :**
(31) Priority Document No	:NA	**1)Tata Consultancy Services Limited**
(32) Priority Date	:NA	Address of Applicant :Nirmal Building, 9th Floor, Nariman Point, Mumbai 400021, Maharashtra, India Maharashtra India
(33) Name of priority country	:NA	(72)**Name of Inventor :**
(86) International Application No	:PCT//	**1)SINGHAL, Rekha**
Filing Date	:01/01/1900	
(87) International Publication No	: NA	
(61) Patent of Addition to Application Number	:NA	
Filing Date	:NA	
(62) Divisional to Application Number	:NA	
Filing Date	:NA	

(57) Abstract :
Disclosed is a system for predicting an Elapsed Response Time (ERT) of a query to be executed in a production database. A db emulator module for creating an emulated database based on empty schema derived by extrapolating statistical information from the development environment. An execution plan generation module for generating a query execution plan of the query. A query classifying module for classifying each sub-query based on the operational parameters into at least one of a full table scan, a primary index scan, a fast index scan and a non-unique index scan. A time determination module for executing each sub-query on the emulated database to determine an Input Output (IO) access time and an operator time. An ERT prediction module for predicting the ERT of the query to be executed in the production database based on the IO access time, the operator time, and a network time.

No. of Pages : 26 No. of Claims : 11

(12) PATENT APPLICATION PUBLICATION
(19) INDIA
(22) Date of filing of Application :15/11/2014
(21) Application No.3602/MUM/2014 A
(43) Publication Date : 20/05/2016

(54) Title of the invention : STABLE TOPICAL PHARMACEUTICAL COMPOSITIONS COMPRISING GABAPENTIN

(51) International classification	:A61K31/52, A61K31/415, A61K9/00
(31) Priority Document No	:NA
(32) Priority Date	:NA
(33) Name of priority country	:NA
(86) International Application No	:NA
Filing Date	:NA
(87) International Publication No	: NA
(61) Patent of Addition to Application Number	:NA
Filing Date	:NA
(62) Divisional to Application Number	:NA
Filing Date	:NA

(71)**Name of Applicant :**
1)ERIS LIFESCIENCES PVT LTD.
Address of Applicant :7th Floor, Commerce House 4, Nr. Prahlad Nagar Garden, 100ft Road, Satellite, Ahmedabad, Gujarat 380015, India. Gujarat India
(72)**Name of Inventor :**
1)BAKSHI, Amit

(57) Abstract :
The present invention disclosed herein a stable topical pharmaceutical composition comprising micronized Gabapentin dispersed in paraffin base, optionally in combination with one or more other active ingredients selected from at least one non-steroidal anti-inflammatory drug (NSAID) and phyto-constituents, useful in relieving neuropathic pain or neuropathy related disorders such as Diabetic peripheral Neuropathy, Spondolysis, Neuropathy of other origin, Low back pain, Ankylosing Spondylitis, sciatica, pain related to joint and bone disorders like arthritis, osteoarthritis, rheumatoid arthritis, and low back pain of varied etiology. The present invention also disclosed a process for preparation of said stable topical pharmaceutical composition.

No. of Pages : 19 No. of Claims : 10

(12) PATENT APPLICATION PUBLICATION
(19) INDIA
(22) Date of filing of Application :15/11/2014
(21) Application No.3605/MUM/2014 A
(43) Publication Date : 20/05/2016

(54) Title of the invention : CONTROLLED RELEASE COMPOSITIONS OF VITAMIN C

(51) International classification	: A61K9/48, A61K9/16, A23L1/303,
(31) Priority Document No	:NA
(32) Priority Date	:NA
(33) Name of priority country	:NA
(86) International Application No	:NA
Filing Date	:NA
(87) International Publication No	: NA
(61) Patent of Addition to Application Number	:NA
Filing Date	:NA
(62) Divisional to Application Number	:NA
Filing Date	:NA

(71)**Name of Applicant :**
1)Rubicon Research Private Limited
Address of Applicant :221, Annexe Building,Goregaon Mulund Link Road, Off L.B.S. Marg, Bhandup (W) Maharashtra India
(72)**Name of Inventor :**
1)PILGAONKAR; PRATIBHA SUDHIR
2)GANDHI; ANILKUMAR SURENDRAKUMAR

(57) Abstract :
The present invention provides a controlled release formulation comprising an therapeutically effective amount of vitamin C, at least glyceryl ester, and at least one cellulose ether. The said dosage form provides substantially complete and controlled release of the vitamin C with reduced initial burst release.

No. of Pages : 18 No. of Claims : 10

(12) PATENT APPLICATION PUBLICATION
(19) INDIA
(22) Date of filing of Application :16/11/2014
(21) Application No.3606/MUM/2014 A
(43) Publication Date : 20/05/2016

(54) Title of the invention : Chemical Coagulation Process for Decolorization of Textile Industry Wastewater

(51) International classification :C02F3/34
(31) Priority Document No :NA
(32) Priority Date :NA
(33) Name of priority country :NA
(86) International Application No :PCT//
Filing Date :01/01/1900
(87) International Publication No : NA
(61) Patent of Addition to Application Number :NA
Filing Date :NA
(62) Divisional to Application Number :NA
Filing Date :NA

(71)**Name of Applicant :**
1)Mr. Vishal vasantrao Waindeskar
Address of Applicant :ORAIPL, Ozone Research Application (I) Pvt. Ltd. 902, Ozone House, Khare Town, Dharampeth,Nagpur-440010.(M.S.) Maharashtra India
(72)**Name of Inventor :**
1)Mr. Vishal vasantrao Waindeskar

(57) Abstract :
The concerns about the reuse of wastewater particularly the spent caustic after treatment is a need of hour today for large or small water consuming industries like textile. Textile industry wastewater is highly complex and is very difficult to treat without disturbing its original pH making it questionable to reuse. A simple and low cost coagulation process is provided in present invention for textile industry wastewater treatment. A chemical mixture is prepared using three different chemicals which can remove color, odor, total solids, and COD in one step process and the treated wastewater can be reused without any further treatment for textile processing.

No. of Pages : 19 No. of Claims : 10

(12) PATENT APPLICATION PUBLICATION
(19) INDIA
(22) Date of filing of Application :17/11/2014
(21) Application No.3615/MUM/2014 A
(43) Publication Date : 20/05/2016

(54) Title of the invention : AN IMPROVED PROCESS FOR PREPARATION OF APREPITANT

(51) International classification	:A61K31/5377, C07D413/06, C07D265/32
(31) Priority Document No	:NA
(32) Priority Date	:NA
(33) Name of priority country	:NA
(86) International Application No	:NA
Filing Date	:NA
(87) International Publication No	: NA
(61) Patent of Addition to Application Number	:NA
Filing Date	:NA
(62) Divisional to Application Number	:NA
Filing Date	:NA

(71)**Name of Applicant :**
1)EMCURE PHARMACEUTICALS LIMITED
Address of Applicant :EMCURE HOUSE, T-184, M.I.D.C., BHOSARI, PUNE-411026, INDIA Maharashtra India
(72)**Name of Inventor :**
1)GURJAR MUKUND KESHAV
2)TRIPATHY NARENDRA KUMAR
3)KRISHNA VIVEK
4)JAGTAP JAGANNATH TULSIRAM
5)PATIL LOTAN RAMDAS
6)KULKARNI SUNIT RAMESH
7)MEHTA SAMIT SATISH

(57) Abstract :
The present invention is related to the process for preparation of intermediate of Aprepitant, 2(R)-(1-(R) [3, 5-bis (trifluoromethyl) phenyl] ethoxy-3-(s)-phenyl -4-(2-(n-methylcarboxy-acetamidrazone) morpholine of formula (IV), which after cyclization gives Aprepitant (I) conforming to regulatory specification.

No. of Pages : 10 No. of Claims : 5

(12) PATENT APPLICATION PUBLICATION
(21) Application No.3616/MUM/2014 A
(19) INDIA
(22) Date of filing of Application :17/11/2014
(43) Publication Date : 20/05/2016

(54) Title of the invention : AN IMPROVED METHOD FOR MACHINING A METALLIC OBJECT

(51) International classification :B21K1/08
(31) Priority Document No :NA
(32) Priority Date :NA
(33) Name of priority country :NA
(86) International Application No :PCT//
Filing Date :01/01/1900
(87) International Publication No : NA
(61) Patent of Addition to Application Number :NA
Filing Date :NA
(62) Divisional to Application Number :NA
Filing Date :NA

(71)**Name of Applicant :**
1)Indian Institute of Technology Bombay
Address of Applicant :Indian Institute of Technology Bombay, Powai, Mumbai 400 076, India. Maharashtra India
(72)**Name of Inventor :**
1)Joshi, Shashikant Narayanrao
2)Tewari, Asim
3)Joshi, Suhas Sitaram

(57) Abstract :
The present disclosure discloses a method for machining a metallic object, the method comprising applying heat to a cutting zone to increase temperature of the cutting zone, wherein the cutting zone comprises a machining portion of the metallic object. Furhter a cooling medium may be supplyed simultaneously to the metallic object and distal to the cutting zone, so as to reduce the temperature of at least another portion of the metallic object. The method may further comprise machining the metallic object by bringing a cutting tool and the metallic object to interact with each other at an intersection to perform removal of material from the metallic object. Simultaneously heat and cooling medium may be applied to the cutting zone and the metallic object respectively.

No. of Pages : 16 No. of Claims : 13

(12) PATENT APPLICATION PUBLICATION
(19) INDIA
(22) Date of filing of Application :17/11/2014

(21) Application No.3617/MUM/2014 A
(43) Publication Date : 20/05/2016

(54) Title of the invention : WONDER STICKER

(51) International classification	: B67D 1/08	
(31) Priority Document No	:NA	
(32) Priority Date	:NA	
(33) Name of priority country	:NA	
(86) International Application No	:NA	
Filing Date	:NA	
(87) International Publication No	: NA	
(61) Patent of Addition to Application Number	:NA	
Filing Date	:NA	
(62) Divisional to Application Number	:NA	
Filing Date	:NA	

(71)**Name of Applicant :**
1)PATIL ATUL ASHA-PRABHAKAR
Address of Applicant :ATUL ASHA-PRABHAKAR PATIL, C/O P.O. PATIL, VINAYAK COMPLEX, NEAR VADODE HOSPITAL, NEAR JALAMB NAKA, KHAMGAON-444303, DIST.: BULDHANA, MAHARASHTRA, INDIA. Maharashtra India
(72)**Name of Inventor :**
1)PATIL ATUL ASHA-PRABHAKAR

(57) Abstract :
Melting, freezing/solidification and reverse-sublimation equipments should work on the principles of energy efficiency, economy and ease of operation, but it doesn't happen in practice.The reason for this is that the real process of melting, freezing/solidification and reverse-solidification are not accomplished. This invention provides a Sticker that accomplishes this task by providing more 1. Melting sites for droplet formation as well as droplet removal, 2. Freezing/solidification sites for freezing/solidification and 3. Coagulating/nucleation sites for Reverse-sublimation. The invention is a Sticker S; a self-adhesive sheet/lamina, which is to be pasted on the real solid heat-transfer-surface Z. The Sticker S is a sheet/lamina of-an adhesive material (plain adhesive substance or adhesive substance mixed with the particles or filaments) having 2 surfaces A and Y. The surface A could be wrapped into a wrapper (of any type) to protect it before its use or in between its different usages. The surface A is to be made in contact with the solid O (in case of melting), liquid (in case of freezing/solidification) and vapour/gas F (in case of the reverse-sublimation). The surface Y is sticky in nature and is used to paste the Sticker S to the real heat-transfer surface Z. The surface Y is covered with a lid L. While making the use of this Sticker S, the lid L is removed, the surface Y is pasted on the real solid heat-transfer-surface Z. Surface A of the Sticker S is skin-prepared from a large number of miniscale and/or microscopic and/or nanoscopic (or smaller) projections/uphills/protrusions X of reactive and/or non-reactive substance in case of melting and reverse-sublimation, and miniscale and/or microscopic and/or nanoscopic (or smaller) holes (through as well as non-through)/ cavities in case of freezing/solidification. With this Sticker S, heat-transfer augmentation takes place.

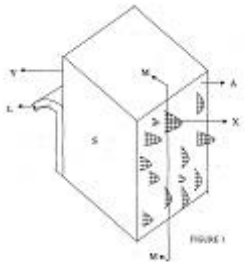

No. of Pages : 25 No. of Claims : 9

(12) PATENT APPLICATION PUBLICATION
(19) INDIA
(22) Date of filing of Application :19/11/2014

(21) Application No.3645/MUM/2014 A
(43) Publication Date : 20/05/2016

(54) Title of the invention : ELECTRONIC MENU CARD.

(51) International classification :G06F19/00
(31) Priority Document No :NA
(32) Priority Date :NA
(33) Name of priority country :NA
(86) International Application No :NA
Filing Date :NA
(87) International Publication No : NA
(61) Patent of Addition to Application Number :NA
Filing Date :NA
(62) Divisional to Application Number :NA
Filing Date :NA

(71)**Name of Applicant :**
1)PARUL AROGYA SEVA MANDAL
Address of Applicant :PARUL GROUP OF INSTITUTES, PARUL INSTITUTE OF ENGINEERING & TECHNOLOGY, DEPARTMENT OF ELECTRONICS AND COMMUNICATION ENGINEERING, P.O. LIMDA, TA. WAGHODIA, DIST: VADODARA-391760, GUJARAT, INDIA. Gujarat India
(72)**Name of Inventor :**
1)SHARMA, HIMANI
2)PATEL, JAGRUTI

(57) Abstract :
In today's world we have automation in all areas: there is one field where technology not entered yet, It is the menu display & ordering system & so far there is no initiative to taken to introduce technology in this area. An Electronic Menu Card is the method by which anyone will select any items by their choice which is in menu display & that order will be transferred to the manager personal computer using a wireless module & that ordered item will be given to that customer. The main aim of this project is to design an automatic menu system for restaurants. The system will include main components like a microcontroller, touch surface and a wireless module and the program will be loaded in the microcontroller which will help it to perform the function such as to display the menu items on the display. This system will not only help in saving the time of the customers but it will also create a user friendly environment in restaurants and hotels. When the environment in a food industry will be user friendly it will bring a joy to the customer's face which is of utmost importance to any food industry and in this way ultimately the reputation of any food industry will reach its pinnacle. The use of wireless communication and touch surface technology in the present invention not only helps in making the environment in any food industry user friendly and service faster but it also helps in making a simple ordering service in restaurants more efficient and technology oriented.

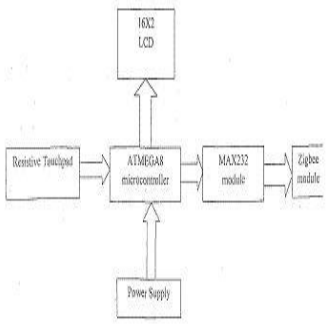

No. of Pages : 15 No. of Claims : 10

(12) PATENT APPLICATION PUBLICATION
(21) Application No.3646/MUM/2014 A
(19) INDIA
(22) Date of filing of Application :19/11/2014
(43) Publication Date : 20/05/2016

(54) Title of the invention : AUTO EXCITATION CONTROL OF SYNCHRONOUS GENERATOR USING INSULATED GATE BIPOLAR TRANSISTOR AND MICROCONTROLLER

(51) International classification	:H02P9/30
(31) Priority Document No	:NA
(32) Priority Date	:NA
(33) Name of priority country	:NA
(86) International Application No	:NA
Filing Date	:NA
(87) International Publication No	: NA
(61) Patent of Addition to Application Number	:NA
Filing Date	:NA
(62) Divisional to Application Number	:NA
Filing Date	:NA

(71)**Name of Applicant :**
1)PARUL AROGYA SEVA MANDAL
Address of Applicant :PARUL GROUP OF INSTITUTES, PARUL INSTITUTE OF ENGINEERING & TECHNOLOGY, DEPARTMENT OF ELECTRICAL ENGINEERING, P.O. LIMDA, TA. WAGHODIA, DIST: VADODARA-391760, GUJARAT, INDIA. Gujarat India
(72)**Name of Inventor :**
1)DHOLAKIYA, MOHAK
2)DESAI, KRUPAL
3)GANDHI, VIDIT
4)SHAH, PRIYAL
5)BHAVSAR, FALGUNI

(57) Abstract :
Main part of the power system is synchronous generator. All the loads are fed by generator. However any fluctuation in load may cause ultimate fluctuation in terminal voltage of alternator i.e. synchronous generator. And if alternator is damaged then power cannot be available. Therefore, alternator's terminal voltage has to be maintained at rated value at any values of load. So in order to maintain the voltage (output) at a constant value, alternator's input means should vary with the fluctuations and every time they give input in such a way that terminal voltage remains constant. Now as alternator is doubly excited machine, it has two input means (1) by prime mover (speed) (2) by field current (excitation). This invention deals with the excitation. A feedback system is prepared which can sense this fluctuation, controls it and gives the steady input to the system thereby maintaining the voltage at constant value.

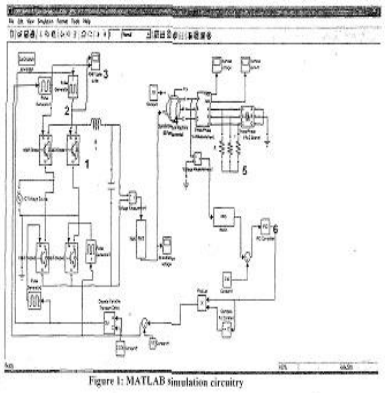

Figure 1: MATLAB simulation circuitry

No. of Pages : 21 No. of Claims : 4

(12) PATENT APPLICATION PUBLICATION
(19) INDIA
(22) Date of filing of Application :19/11/2014

(21) Application No.3647/MUM/2014 A
(43) Publication Date : 20/05/2016

(54) Title of the invention : DESIGN AND DEVELOPMENT OF PAPER PROCESSING SEMI-AUTOMATIC MACHINE

(51) International classification	:	B65H9/00
(31) Priority Document No		:NA
(32) Priority Date		:NA
(33) Name of priority country		:NA
(86) International Application No		:NA
Filing Date		:NA
(87) International Publication No		: NA
(61) Patent of Addition to Application Number		:NA
Filing Date		:NA
(62) Divisional to Application Number		:NA
Filing Date		:NA

(71)**Name of Applicant :**
1)PARUL AROGYA SEVA MANDAL
Address of Applicant :PARUL GROUP OF INSTITUTES, PARUL INSTITUTE OF ENGINEERING & TECHNOLOGY, DEPARTMENT OF MECHANICAL ENGINEERING, P.O: LIMDA, TA: WAGHODIA, DIST: VADODARA-391760, GUJARAT, INDIA. Gujarat India
(72)**Name of Inventor :**
1)PATEL, DARPAN
2)MUNGRA, DHAVAL
3)VAGHELA, GAURAV
4)GANDHI, NIRAV

(57) Abstract :
The design and manufacture of a machine that performs the task of paper folding and stapling automatically, to reduce the wastage of human efforts, time and cost, is disclosed in this invention. The machine will be fed with the required quantity of pages (papers) manually. Then the stapling operation will be performed and then the answer sheets will be folded by passing between a set of rollers. It will be useful preferably in schools and colleges to make answer sheets in quite easy and economic manner.

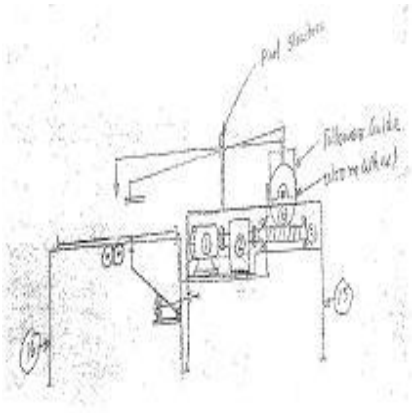

No. of Pages : 12 No. of Claims : 7

(12) PATENT APPLICATION PUBLICATION
(19) INDIA
(22) Date of filing of Application :18/11/2014
(21) Application No.3640/MUM/2014 A
(43) Publication Date : 20/05/2016

(54) Title of the invention : DETECTING USER STATUS AND TIME ZONE WITH CALENDAR SYNCHRONIZATION OPTION

(51) International classification	:G05B19/00	(71)**Name of Applicant :**
(31) Priority Document No	:NA	**1)Megh Raj Bothra**
(32) Priority Date	:NA	Address of Applicant :Bothra Chowk, New Lane,
(33) Name of priority country	:NA	Gangashahar, Bikaner 334401, Rajasthan, India Maharashtra India
(86) International Application No	:PCT//	**2)Jaswant Rai**
Filing Date	:01/01/1900	(72)**Name of Inventor :**
(87) International Publication No	: NA	**1)Megh Raj Bothra**
(61) Patent of Addition to Application Number	:NA	**2)Jaswant Rai**
Filing Date	:NA	
(62) Divisional to Application Number	:NA	
Filing Date	:NA	

(57) Abstract :
The said invention addresses the persistent problem faced by most people at some point whereby they are disturbed with a call/text on their mobile device if they are busy in a meeting, travelling, sleeping, on vacation or even unwell and not in a position to take a call/text. The problem is further compounded when the receiving party is travelling out of town/country whereby they may have to incur high cost to receive call/text on their mobile devices. The software application when installed on the mobile devices typically mobile phones of both the calling and receiving party will show Current Time, Current Location and User Status i.e. AVAILABLE or BUSY by synchronizing the online or offline calendar of the receiving party. On seeing the Status Update message, the calling party can decide he or she still wants to call/text the receiving party based on the urgency of the call/text. Else, the calling party can decide to call/text at an appropriate time based on the availability and / or local time of the receiving party. It reduces distractions for the receiving party resulting in improved productivity and better relationship with others.

No. of Pages : 12 No. of Claims : 8

(12) PATENT APPLICATION PUBLICATION
(21) Application No.3641/MUM/2014 A
(19) INDIA
(22) Date of filing of Application :19/11/2014
(43) Publication Date : 20/05/2016

(54) Title of the invention : IDENTIFYING THE QUALITATIVE DEFECTS IN PHARMACEUTICAL CAPSULES USING IMAGE PROCESSING, AN IMPROVED PROCESS THEREOF

(51) International classification	:G01N37/00, G06F19/00, A24C5/32
(31) Priority Document No	:NA
(32) Priority Date	:NA
(33) Name of priority country	:NA
(86) International Application No	:NA
Filing Date	:NA
(87) International Publication No	: NA
(61) Patent of Addition to Application Number	:NA
Filing Date	:NA
(62) Divisional to Application Number	:NA
Filing Date	:NA

(71)**Name of Applicant :**
1)PARUL AROGYA SEVA MANDAL
Address of Applicant :PARUL GROUP OF INSTITUTES, PARUL INSTITUTE OF ENGINEERING & TECHNOLOGY, DEPARTMENT OF ELECTRONICS AND COMMUNICATION ENGINEERING, P.O. LIMDA, TA. WAGHODIA, DIST: VADODARA-391760, GUJARAT, INDIA. Gujarat India
(72)**Name of Inventor :**
1)DAVE, JAIMIN
2)PATEL, JIGNESH

(57) Abstract :
The Indian pharmaceutical industry has flourished tremendously in recent years. But, due to diverse unfavorable environmental conditions the quality of capsules is prone to defects. It needs to identify and classify these defects for high throughput, decreased development time and reliable inspection. The aim is to develop one such system with highly accurate algorithm which can detect any type of defect in capsules with high accuracy. Here, two algorithms are developed. First algorithm uses correlation procedure on static images of capsules. Second algorithm is implemented in real time and it detects color and crack defects among capsules.

No. of Pages : 10 No. of Claims : 7

(12) PATENT APPLICATION PUBLICATION
(19) INDIA
(22) Date of filing of Application :19/11/2014

(21) Application No.3643/MUM/2014 A
(43) Publication Date : 20/05/2016

(54) Title of the invention : LIVE ENGINE MONITORING SYSTEM FOR FORE-WARNING OF DEFECTS IN AN AUTOMOBILE VEHICLE, IT'S DESIGN AND DEVELOPMENT THEREOF

(51) International classification	: G08G1/09
(31) Priority Document No	:NA
(32) Priority Date	:NA
(33) Name of priority country	:NA
(86) International Application No	:NA
Filing Date	:NA
(87) International Publication No	: NA
(61) Patent of Addition to Application Number	:NA
Filing Date	:NA
(62) Divisional to Application Number	:NA
Filing Date	:NA

(71)**Name of Applicant :**
1)PARUL AROGYA SEVA MANDAL
Address of Applicant :PARUL GROUP OF INSTITUTES, PARUL INSTITUTE OF ENGINEERING & TECHNOLOGY, DEPARTMENT OF ELECTRONICS AND COMMUNICATION ENGINEERING, P.O. LIMDA, TA. WAGHODIA, DIST: VADODARA-391760, GUJARAT, INDIA. Gujarat India
(72)**Name of Inventor :**
1)UPADHYAY, RISHABH
2)MEWADA, HARDIK

(57) Abstract :
This invention relates to Live Engine Monitoring System of an automobile vehicle specifically cars. The invention is about to detect and identify the fault and also give fore-warning to the user about breakdown. Central Processing unit takes various data with the help of different sensors and detected faults displayed inside the vehicle. The captured data is given to central processing unit and based on algorithm it detects fault / faults and gives warning to user about future breakdown and it displays all data in the vehicle. This can be done by the acquired data will get compared with the preloaded data, if received value isn't within permissible limit then will show a precautionary signal on the screen. And this is how the user gets to know about the problem occurred in an engine. This system will help a mechanic to easily identify a problem. This will save time of mechanic and trouble to the user. Because nothing is much more precious than the HUMAN LIFE and a great person said that:- PRECAUTION IS BETTER THAN CURE

No. of Pages : 14 No. of Claims : 8

(12) PATENT APPLICATION PUBLICATION
(21) Application No.3658/MUM/2014 A
(19) INDIA
(22) Date of filing of Application :19/11/2014
(43) Publication Date : 20/05/2016

(54) Title of the invention : TOPICAL GEL CONTAINING SOLID LIPID NANOPARTICLES

(51) International classification	: A61K8/31, A61K8/06, A61K47/06,	(71)**Name of Applicant :** **1)PARUL AROGYA SEVA MANDAL** Address of Applicant :PARUL GROUP OF INSTITUTES, PARUL INSTITUTE OF PHARMACY, DEPARTMENT OF PHARMACEUTICS/ PHARMACEUTICAL TECHNOLOGY P.O. LIMDA, TA. WAGHODIA-391760, DIST. VADODARA, GUJARAT, INDIA. Gujarat India
(31) Priority Document No	:NA	
(32) Priority Date	:NA	
(33) Name of priority country	:NA	
(86) International Application No	:NA	(72)**Name of Inventor :**
Filing Date	:NA	**1)RAHUL, ARPITA**
(87) International Publication No	: NA	**2)GUPTA, SHWETA**
(61) Patent of Addition to Application Number	:NA	**3)RAJESH KS**
Filing Date	:NA	
(62) Divisional to Application Number	:NA	
Filing Date	:NA	

(57) Abstract :
Anhydrous topical gel of carbopol containing solid lipid nanoparticles of drug comprising: a) solid lipid glyceryl behenate in which the drug is incorporated and b) gelling agent carbopol and c) anhydrous solvent glycerin; these all ingredients are biocompatible, stable and increase the residence time of the drug into the skin and will improve the clinical efficacy for the microbial infection while maintaining the safety profile of the commercial product. Solid lipid nanoparticles have a mean particle size of between 50-1000 nm.

No. of Pages : 6 No. of Claims : 6

(12) PATENT APPLICATION PUBLICATION
(21) Application No.3659/MUM/2014 A
(19) INDIA
(22) Date of filing of Application :19/11/2014
(43) Publication Date : 20/05/2016

(54) Title of the invention : DEVELOPMENT AND CHARACTERIZATION OF PLGA-CHITOSAN-PEG BLENDED POLYMERIC NANOPARTICLES FOR BRAIN TARGETING OF AN ANTIPSYCHOTIC AGENT FOLLOWED BY ORAL ADMINISTRATION.

(51) International classification	:A61K48/00, A61K47/34
(31) Priority Document No	:NA
(32) Priority Date	:NA
(33) Name of priority country	:NA
(86) International Application No	:NA
Filing Date	:NA
(87) International Publication No	: NA
(61) Patent of Addition to Application Number	:NA
Filing Date	:NA
(62) Divisional to Application Number	:NA
Filing Date	:NA

(71)**Name of Applicant :**
1)PARUL AROGYA SEVA MANDAL
Address of Applicant :PARUL AROGYA SEVA MANDAL, PARUL GROUP OF INSTITUTES, PARUL INSTITUTE OF PHARMACY, DEPARTMENT OF PHARMACEUTICS, P.O. LIMDA, TA. WAGHODIA-391760, DIST. VADODARA, GUJARAT, INDIA. Gujarat India
(72)**Name of Inventor :**
1)PATEL, MONTINA
2)MANDAL, SURJYANARAYAN
3)KESARLA, RAJESH

(57) Abstract :
The present investigation was to develop PEGylated poly (lactic-co-glycolic acid) (PLGA) based nanoparticles (PNPs) of Zotepine and to evaluate the brain targeting efficacy following oral administration. Zotepine loaded PNPs were formulated by solvent evaporation technique and were characterized. Stability study was carried out for 3 months. In-vivo study was carried out to ascertain the brain targeting property. Optimal Zotepine loaded PNPs containing] 00 mg Zotepine, 0.2% w/v of PLGA, 30 mg Chitosan, 25 mg PEG-2000 and 2% PVA was found to be stable with 165.32±3.42 nm, -16.5 ±2.86 mV and 73.4+2.71 % as average particle size, zeta potential and % entrapment efficiency (% EE) respectively. TEM result confirmed the size distribution and morphology. PEGytation was confirmed through FT-1R, C13 NMR and 1H NMR study. Comparative in-vitro drug release study showed relatively more sustained release of drug for fabricated formulation than that of marketed formulation. Based on kinetic modeling, the drug release data fit well to Higuchi equation (r2=0.927) indicating the diffusion rate limited drug permeation. Ex-vivo permeation study revealed the rapid permeation which in-tern due to smaller particle size compared to NPs. Higher % DTE of formulation to that of marketed formulation and uncoated PLGA NPs reveal the rapid brain uptake following oral administration which may be due to reduction in the over expression of P-gp mediated efflux mechanism at BBB and its long circulating property. Data of the present study revealed that developed formulation may represent a significant and alternative drug delivery carrier for schizophrenia treatment.

No. of Pages : 12 No. of Claims : 6

(12) PATENT APPLICATION PUBLICATION
(19) INDIA
(22) Date of filing of Application :19/11/2014
(21) Application No.3660/MUM/2014 A
(43) Publication Date : 20/05/2016

(54) Title of the invention : FLEXIBLE LIPOSOMAL FORMULATION OF ATENOLOL WITH IMPROVED PERMEABILITY

(51) International classification	: A61P31/04, A61K31/14	
(31) Priority Document No	:NA	
(32) Priority Date	:NA	
(33) Name of priority country	:NA	
(86) International Application No	:NA	
Filing Date	:NA	
(87) International Publication No	: NA	
(61) Patent of Addition to Application Number	:NA	
Filing Date	:NA	
(62) Divisional to Application Number	:NA	
Filing Date	:NA	

(71)**Name of Applicant :**
1)PARUL AROGYA SEVA MANDAL
Address of Applicant :P.O. LIMDA, TA: WAGHODIA, DIST: VADODARA-391760, GUJARAT, INDIA Gujarat India
(72)**Name of Inventor :**
1)BHADRA, SULEKHA
2)PATEL, SONIKA
3)KESARLA, RAJESH

(57) Abstract :
The present invention relates to flexible liposomal formulation containing atenolol for oral route for improved absorption from the gastrointestinal tract. The flexible liposome comprises Phospholipid, non-ionic surfactant and membrane stabilizer. The vesicles thus obtained are highly flexible. An edge activator is used in such concentration that it gives entrapment efficiency and enhanced permeability. Bioavailability of flexible liposomes was 3.54 times more than marketed product.

No. of Pages : 8 No. of Claims : 7

(12) PATENT APPLICATION PUBLICATION
(19) INDIA
(22) Date of filing of Application :19/11/2014
(21) Application No.3661/MUM/2014 A
(43) Publication Date : 20/05/2016

(54) Title of the invention : SYNTHESIS AND BIOLOGICAL SCREENING OF NEW TRIAZOLE DERIVATIVES

(51) International classification	:C07D513/04, A01P3/00, A01P13/00
(31) Priority Document No	:NA
(32) Priority Date	:NA
(33) Name of priority country	:NA
(86) International Application No	:NA
Filing Date	:NA
(87) International Publication No	: NA
(61) Patent of Addition to Application Number	:NA
Filing Date	:NA
(62) Divisional to Application Number	:NA
Filing Date	:NA

(71)**Name of Applicant :**
1)PARUL AROGYA SEVA MANDAL
Address of Applicant :PARUL AROGYA SEVA MANDAL, PARUL GROUP OF INSTITUTES, PARUL INSTITUTE OF PHARMACY, DEPARTMENT OF PHARMA CHEMISTRY, P.O. LIMDA, TA. WAGHODIA-391760, DIST. VADODARA, GUJARAT, INDIA. Gujarat India
(72)**Name of Inventor :**
1)PATEL, VIRAL
2)LANDGE, PALAK
3)NAGAR, AKHIL
4)PATEL, ASHISH
5)KESARLA, RAJESH

(57) Abstract :
Tuberculosis is a respiratory transmitted disease, in which some species of mycobacteria are pathogenic for several animal species and are responsible for two important human chronic diseases, such as Tuberculosis and Leprosy. Development of new chemical entity, as a drug, is a risky, time and money consuming preposition, so here the main objectives is to design and synthesize the molecules having therapeutic importance. From literature survey it was found that Pyridinofusedtriazole is an important heterocyclic pharmacophore in drug discovery, and the compounds carrying different substituent's in the triazolopyridine structure are associated with a wide range of biological activities such as anti-inflammatory, anticonvulsant, analgesic, antifungal, antibacterial and anti-tubercular activities. Further thiazolidin-4-one moiety has also shown to exhibit potent anti-tubercular, antifungal and antibacterial activities. Therefore pyridinofusedtriazole associated with thiazolidin-4-one derivatives were synthesized and confirmed by physiochemical and spectral data. Subsequent Biological screening was done for their anti-tubercular, antibacterial, antifungal activity using Rifampicin, Ciprofloxacin and Fluconazole for anti-tubercular, antibacterial and antifungal screening. Compounds with electron withdrawing group were found most active in the tuberculosis as well as antibacterial, antifungal activity which suggest that substituted phenyl ring shows more activity against mycobacteria, bacteria and fungi.

No. of Pages : 24 No. of Claims : 6

(12) PATENT APPLICATION PUBLICATION
(21) Application No.3650/MUM/2014 A
(19) INDIA
(22) Date of filing of Application :19/11/2014
(43) Publication Date : 20/05/2016

(54) Title of the invention : POLYVINLY ALCOHOL CURED CEMENT CONCRETE, AN IMPROVED PROCESS FOR THE PREPARATION THEREOF

(51) International classification	:C04B28/04
(31) Priority Document No	:NA
(32) Priority Date	:NA
(33) Name of priority country	:NA
(86) International Application No	:NA
Filing Date	:NA
(87) International Publication No	: NA
(61) Patent of Addition to Application Number	:NA
Filing Date	:NA
(62) Divisional to Application Number	:NA
Filing Date	:NA

(71)**Name of Applicant :**
1)PARUL AROGYA SEVA MANDAL
Address of Applicant :PARUL GROUP OF INSTITUTES, PARUL INSTITUTE OF ENGINEERING & TECHNOLOGY, DEPARTMENT OF CIVIL ENGINEERING, P.O. LIMDA, TA: WAGHODIA, DIST: VADODARA-391760, GUJARAT, INDIA. Gujarat India
(72)**Name of Inventor :**
1)PATEL, DAKSHESH
2)DEESAWALA, KRISHANT
3)PATEL, RAVI
4)SHETH, URVISH
5)SHAH, VISHVAS
6)SHETE, DILIP

(57) Abstract :
This patent discloses our investigations in studying the effect of water soluble polyvinyl alcohol (PVA) as a self-curing agent on compressive strength of cement concrete. The cement concrete blocks were prepared by using 0.05, 0.10, 0.15, 0.20, 0.25, 0.30, 0.35, 0.40 and 0.45 wt% of cement and are tested for compressive strength using randomization method and the most significant proportion of PVA is selected by using the analysis of variance method. The compressive strength of self-curing cement concrete for 7 and 28 days is compared as per IS code with conventional concrete for similar mix design by the same randomization method and analysis of variance method; which helped in identifying the optimum quantity of PVA, for curing the cement concrete without use of water. This particular aspect of PVA's curing ability will be helpful in places such as high rising buildings or bridges where water is scarcely available.

No. of Pages : 22 No. of Claims : 9

(12) PATENT APPLICATION PUBLICATION
(19) INDIA
(22) Date of filing of Application :19/11/2014
(21) Application No.3651/MUM/2014 A
(43) Publication Date : 20/05/2016

(54) Title of the invention : AN IMPROVED PROCESS OF PREPARING COIR FIBER REINFORCED CONCRETE

(51) International classification	:C04B28/02, C04B20/00, E04C5/07
(31) Priority Document No	:NA
(32) Priority Date	:NA
(33) Name of priority country	:NA
(86) International Application No	:NA
Filing Date	:NA
(87) International Publication No	: NA
(61) Patent of Addition to Application Number	:NA
Filing Date	:NA
(62) Divisional to Application Number	:NA
Filing Date	:NA

(71)**Name of Applicant :**
1)PARUL AROGYA SEVA MANDAL
Address of Applicant :PARUL GROUP OF INSTITUTES, PARUL INSTITUTE OF ENGINEERING & TECHNOLOGY, DEPARTMENT OF CIVIL ENGINEERING, P.O. LIMDA, TA. WAGHODIA, DIST: VADODARA-391760, GUJARAT, INDIA. Gujarat India
2)OTHELLO DEVELOPERS
(72)**Name of Inventor :**
1)CHANDEL, ANOOPSINGH
2)SHAH, TARAKKUMAR
3)AKABARI, DHARABEN
4)SHAH, TANMAY
5)VARDE, DIXIT
6)SHAH, DEVANG
7)SHAH, NIKHIL

(57) Abstract :
A novel process to prepare Coir Fiber Reinforced Concrete (CFRC) is disclosed in this invention. The coir fibers, used in the reinforcement, are picked up from readily available coir ropes (local name: Kathi) with specified aspect ratio (30 to 120) and in proportions of 1 to 6 wt% to prepare CFRC. The coconut coir fibers are basically derived from natural fruit fibers and were used to cast durable crack resistant concrete structure. The fibre aspect ratio and fibre concentration are optimized so as to get best characteristic properties to the concrete. The concrete specimens prepared exhibited higher compressive strength, tensile strength and flexural strength and further high resistance to cracking compared to cement concrete without fibre reinforcement.

No. of Pages : 17 No. of Claims : 6

(12) PATENT APPLICATION PUBLICATION
(19) INDIA
(22) Date of filing of Application :19/11/2014
(21) Application No.3652/MUM/2014 A
(43) Publication Date : 20/05/2016

(54) Title of the invention : A TREE PRUNING DEVICE MOUNTABLE ON A TRACTOR, ITS DESIGN AND DEVELOPMENT THEREOF

(51) International classification	:B27B25/02, A01G23/083, A01G23/097
(31) Priority Document No	:NA
(32) Priority Date	:NA
(33) Name of priority country	:NA
(86) International Application No	:NA
Filing Date	:NA
(87) International Publication No	: NA
(61) Patent of Addition to Application Number	:NA
Filing Date	:NA
(62) Divisional to Application Number	:NA
Filing Date	:NA

(71)**Name of Applicant :**
1)PARUL AROGYA SEVA MANDAL
Address of Applicant :PARUL GROUP OF INSTITUTES, PARUL INSTITUTE OF TECHNOLOGY, DEPARTMENT OF MECHANICAL ENGINEERING, P.O. LIMDA, TA. WAGHODIA, DIST: VADODARA-391760, GUJARAT, INDIA. Gujarat India
(72)**Name of Inventor :**
1)TANK, RAHUL
2)ZAVERI, DHAIRYA
3)PATEL, HIREN
4)DANI, MANTHAN
5)MEWADA, BHAVESH
6)SHERATHIYA, HARDIK

(57) Abstract :
An attachment for regular tractors that can be mounted and demounted on an agricultural tractor with minimum efforts is disclosed in this invention. This attachment will allow us to do hedging, skirting and pruning operations. As this device is attachable and detachable, it keeps the tractor free or available, when not engaged in pruning trees, to perform other agricultural tasks. This would positively enhance the safety, reduce the time involved in pruning trees and also enhance the utility of the tractor.

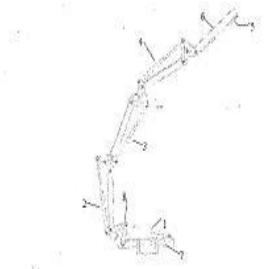

Figure-1 Schematic diagram of the tree pruning attachment

No. of Pages : 19 No. of Claims : 8

(12) PATENT APPLICATION PUBLICATION
(21) Application No.3653/MUM/2014 A
(19) INDIA
(22) Date of filing of Application :19/11/2014
(43) Publication Date : 20/05/2016

(54) Title of the invention : AN IMPROVED PRUNING MACHINE FOR PLANTS IN FARMS, GARDENS AND ROAD DIVIDERS, ITS DESIGN AND DEVELOPMENT THERE OF

(51) International classification	: E04H1/00
(31) Priority Document No	:NA
(32) Priority Date	:NA
(33) Name of priority country	:NA
(86) International Application No	:NA
Filing Date	:NA
(87) International Publication No	: NA
(61) Patent of Addition to Application Number	:NA
Filing Date	:NA
(62) Divisional to Application Number	:NA
Filing Date	:NA

(71)**Name of Applicant :**
1)PARUL AROGYA SEVA MANDAL
Address of Applicant :PARUL GROUP OF INSTITUTES, PARUL INSTITUTE OF TECHNOLOGY, DEPARTMENT OF MECHANICAL ENGINEERING, P.O. LIMDA, TA. WAGHODIA, DIST: VADODARA-391760, GUJARAT, INDIA. Gujarat India
(72)**Name of Inventor :**
1)PATEL, PRUTHVISH
2)SHARMA, SAURABH
3)JOSHI, BHAVIN
4)DHAMI, BONY
5)TRIVEDI, PUNIT

(57) Abstract :
Now-a-days it is required that pruning of plants needs to be carried out with the help of automated machines to save valuable time. And this would also provide proper growth to tbe plants. There are some pruning machines which have been developed to perform the said task but they are having more internal friction and consequently are of less efficiency. In this invention the 'reciprocating mechanism' has been applied as per the objective, so there are no rotary plates involved. Cutting action is done by shear action. The cutting mechanism comprises of two plates with cutting teeth mounted on them. Out of these two plates, one is fixed and the other is movable with the help of 'scotch yoke' mechanism. This newly developed pruning machine can cut a plant at any angle as flexible shaft has been used for power transmission. This can be used for cutting plants in gardens and farms with little appropriate modification. It would help society in pruning plants efficiently without any hazard to the plants and also with complete safety to the operator.

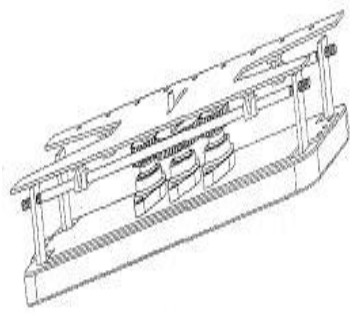

Figure 1: Assembly of cutting plates

No. of Pages : 14 No. of Claims : 10

(12) PATENT APPLICATION PUBLICATION
(19) INDIA
(22) Date of filing of Application :19/11/2014

(21) Application No.3654/MUM/2014 A
(43) Publication Date : 20/05/2016

(54) Title of the invention : A PROCESS FOR IMPROVING THE SOIL LOAD-BEARING CAPACITY BY INSERTING RECYCLED PLASTIC SHEETS WITHIN SOIL LAYERS

(51) International classification	: B09B1/00, E02D31/00, C04B18/04,	(71)**Name of Applicant :** **1)PARUL AROGYA SEVA MANDAL** Address of Applicant :PARUL GROUP OF INSTITUTES, PARUL INSTITUTE OF TECHNOLOGY, DEPARTMENT OF CIVIL ENGINEERING, P.O: LIMDA, TA: WAGHODIA, DIST: VADODARA-391760, GUJARAT, INDIA. Gujarat India
(31) Priority Document No	:NA	
(32) Priority Date	:NA	
(33) Name of priority country	:NA	(72)**Name of Inventor :**
(86) International Application No	:NA	**1)PATEL, DEEP**
Filing Date	:NA	**2)BAJANIYA, DHAVAL**
(87) International Publication No	: NA	**3)PATEL, JIGAR**
(61) Patent of Addition to Application Number	:NA	**4)PRAJAPATI, MOHAN**
Filing Date	:NA	**5)LIMBANI, HIREN**
(62) Divisional to Application Number	:NA	**6)DAVE, BHAVITA**
Filing Date	:NA	

(57) Abstract :
Soil stabilization can be done in a number of ways. But the stabilization using waste plastic is an economic method since the stabilizer used here is made out of waste plastic materials, which are easily and cheaply available. In the invention California bearing ratio (CBR) studies were performed for two different soil compositions namely yellow soil (CL soil) and black cotton soil (CH soil) by mixing the soil with plastic for improving engineering performance of sub soil. A series of CBR tests and some other tests for basic geotechnical properties of soil were carried out on randomly reinforced soil by varying thicknesses of plastic sheets at different layers.

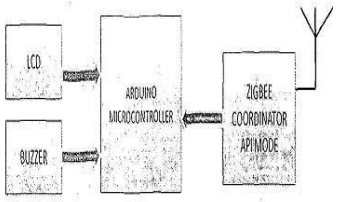

Figure 1:- Block diagram of receiver

No. of Pages : 15 No. of Claims : 10

(12) PATENT APPLICATION PUBLICATION
(19) INDIA
(22) Date of filing of Application :19/11/2014
(21) Application No.3655/MUM/2014 A
(43) Publication Date : 20/05/2016

(54) Title of the invention : A NOVEL PROCESS FOR ENHANCING SOIL AND PAVEMENT STABILITY USING INDUSTRIAL CARBON WASTE

(51) International classification	: B01D53/14
(31) Priority Document No	:NA
(32) Priority Date	:NA
(33) Name of priority country	:NA
(86) International Application No	:NA
Filing Date	:NA
(87) International Publication No	: NA
(61) Patent of Addition to Application Number	:NA
Filing Date	:NA
(62) Divisional to Application Number	:NA
Filing Date	:NA

(71)**Name of Applicant :**
1)PARUL AROGYA SEVA MANDAL
Address of Applicant :PARUL GROUP OF INSTITUTES, PARUL INSTITUTE OF TECHNOLOGY, DEPARTMENT OF CIVIL ENGINEERING, P.O: LIMDA, TA: WAGHODIA, DIST: VADODARA-391760, GUJARAT, INDIA. Gujarat India
(72)**Name of Inventor :**
1)GHOTRA, GURINDERSINGH
2)SAIYAD, AADIL
3)SHAH, MANAN
4)MISHRA, JAIDEEP
5)SHAH, ASHISH
6)HASILKAR, NIRALI
7)BRAMHAKHATRI, JAY

(57) Abstract :
The use of automobile vehicles is increasing day by day. This leads to various environmental problems which include air pollution. In addition to this, burning of tyres in open air also pollutes the environment as harmful contaminants such as poiycyclic aromatic hydrocarbon, dioxin, furans and oxides of nitrogen etc are liberated. Therefore, it is necessary to utilize the wastes effectively with technical development in this field. Our study, focuses on reusing of the waste in a constructive way such that it leads to economic benefits to industries and also safer for the environment.



Figure 1 : Failed Sample after Unconfined Compressive Strength test

No. of Pages : 19 No. of Claims : 10

(12) PATENT APPLICATION PUBLICATION
(21) Application No.3656/MUM/2014 A
(19) INDIA
(22) Date of filing of Application :19/11/2014
(43) Publication Date : 20/05/2016

(54) Title of the invention : FORMULATION OF SELF EMULSIFYING TABLET OF RALOXIFENE HYDROCHLORIDE AND METHOD OF THEREOF

(51) International classification	: A61K31/4422, A61K9/50
(31) Priority Document No	:NA
(32) Priority Date	:NA
(33) Name of priority country	:NA
(86) International Application No	:NA
Filing Date	:NA
(87) International Publication No	: NA
(61) Patent of Addition to Application Number	:NA
Filing Date	:NA
(62) Divisional to Application Number	:NA
Filing Date	:NA

(71)**Name of Applicant :**
1)PARUL AROGYA SEVA MANDAL
Address of Applicant :PARUL AROGYA SEVA MANDAL PARUL GROUP OF INSTITUTES, PARUL INSTITUTE OF PHARMACY, DEPARTMENT OF PHARMACEUTICS, P.O.LIMDA, TA. WAGHODIA, DIST: VADODARA-391760, GUJARAT, INDIA. Gujarat India
(72)**Name of Inventor :**
1)KESARLA RAJESH
2)PATEL HARITA

(57) Abstract :
Raloxifene Hydrochloride (RLX) is a SERM used for treatment of osteoporosis and prevention of breast and endometrial cancer. RLX has poor bioavailability with extensive first pass metabolism. The present study was aimed to tailor RLX-loaded self emulsifying tablet to increase bioavailability and promoting absorption through lymphatic system to avoid first pass metabolism.The optimized batch of liquid SEDDS was formulated with RLX (40 mg/ml), Capmul MCM (20%), Tween 20 (53.4%) and PEG 200 (26.6%). Liquid SEDDS was converted into Solid SEDDS using three different methods, adsorbents, Lyophilization and spray drying. After screening, it was concluded that S-SEDDS prepared by spray drying was most efficient as compared to others. Colloidal silica was used as a hydrophobic carrier to convert L-SEDDS to S-SEDDS. A 32 factorial design was used to optimize the formulation parameters. Powder XRD studies of S-SEDDS demonstrate decrease in crystallinity of RLX, while SEM indicated complete incorporation of Liquid SEDDS into solid SEDDS and non-spherical shape of the particles. Self emulsifying tablet was prepared by using optimized batch of S-SEDDS and dissolution profile of tablet was compared with marketed formulation, Stability study results were found to be stable.

No. of Pages : 15 No. of Claims : 7

(12) PATENT APPLICATION PUBLICATION
(21) Application No.3657/MUM/2014 A
(19) INDIA
(22) Date of filing of Application :19/11/2014
(43) Publication Date : 20/05/2016

(54) Title of the invention : SUPERSATURATED SELF NANO EMULSIFYING DRUG DELIVERY SYSTEM (S-SNEDDS) FOR LIPOPHILIC DRUG

(51) International classification	:A61K31/568, A61K45/06
(31) Priority Document No	:NA
(32) Priority Date	:NA
(33) Name of priority country	:NA
(86) International Application No	:NA
Filing Date	:NA
(87) International Publication No	: NA
(61) Patent of Addition to Application Number	:NA
Filing Date	:NA
(62) Divisional to Application Number	:NA
Filing Date	:NA

(71)**Name of Applicant :**
1)PARUL AROGYA SEVA MANDAL
Address of Applicant :PARUL GROUP OF INSTITUTES, PARUL INSTITUTE OF PHARMACY, DEPARTMENT OF PHARMACEUTICS, P.O. LIMDA, TA. WAGHODIA, DIST: VADODARA-391760, GUJARAT, INDIA. Gujarat India
(72)**Name of Inventor :**
1)SRIDHAR B.K.
2)GANDHI NIDHIKA
3)KESARLA RAJESH

(57) Abstract :
This invention relates to Supersaturated Self Nano Emulsifying Drug Delivery System (S-SNEDDS) for lipophilic drug. More particularly the invention S-SNEDDS comprising preconcentrates of oil, surfactant, co-surfactant and Polymer Precipitation Inhibitor (PPI). This invention inhibits the precipitation of Tamoxifen Citrate by maintaining supersaturated state in-vivo.

No. of Pages : 12 No. of Claims : 8

(12) PATENT APPLICATION PUBLICATION
(19) INDIA
(22) Date of filing of Application :12/11/2014
(21) Application No.1623/MUM/2014 A
(43) Publication Date : 20/05/2016

(54) Title of the invention : NANOCOMPOSITES OF NATURAL RUBBER AND METHOD OF MANUFACTURING THE SAME

(51) International classification	: C01B33/40, C08K3/34,
(31) Priority Document No	:NA
(32) Priority Date	:NA
(33) Name of priority country	:NA
(86) International Application No	:NA
Filing Date	:NA
(87) International Publication No	: NA
(61) Patent of Addition to Application Number	:NA
Filing Date	:NA
(62) Divisional to Application Number	:NA
Filing Date	:NA

(71)**Name of Applicant :**
1)MUHAMMAD RAMZAN ABDUSSAMAD
Address of Applicant :3158, LANE NO. 1, BEHIND DR. KABRE HOSPITAL, AKBAR CHAWK, DHULE-424001 (M.S.) INDIA Maharashtra India
(72)**Name of Inventor :**
1)MUHAMMAD RAMZAN ABDUSSAMAD
2)BIMLESH KUMAR SINHA

(57) Abstract :
This invention relates to a triple phase nanocomposite rubber with different composition of nanofillers thereof, namely alumina-zirconia nanocomposite toughened rubber, composed of dual phase nanosized filler comprised of zirconia reinforced alumina and an elastomer phase comprised of natural rubber containing dispersion therein of nanoparticles. Said dispersed nanoparticles may be oriented spatially in all directions within the rubber matrix. The rubber composition may contain nanofiller therewith various phr of rubber matrix. The said nanocomposite rubber is prepared by phase mixing process comprised of two-roll mixing of cis 1 -4 polyisoprene together with alumina-zirconia nanocomposite filler to form a pre-mix thereof, and thereafter mixing therewith said nanocomposite as a pre-formed blend of natural rubber and spatially dispersed nanocomposite particles.

No. of Pages : 16 No. of Claims : 6

(12) PATENT APPLICATION PUBLICATION
(21) Application No.3662/MUM/2014 A
(19) INDIA
(22) Date of filing of Application :19/11/2014
(43) Publication Date : 20/05/2016

(54) Title of the invention : PRECOLUMN DERIVATIZATION AND DETERMINATION OF ISOSORBIDE DINITRATE AND HYDRALAZINE HYDROCHLORIDE IN PHARMACEUTICAL DOSAGE FORM

(51) International classification	:A61K47/48, C07D243/38,
(31) Priority Document No	:NA
(32) Priority Date	:NA
(33) Name of priority country	:NA
(86) International Application No	:NA
Filing Date	:NA
(87) International Publication No	: NA
(61) Patent of Addition to Application Number	:NA
Filing Date	:NA
(62) Divisional to Application Number	:NA
Filing Date	:NA

(71)**Name of Applicant :**
1)PARUL AROGYA SEVA MANDAL
Address of Applicant :PARUL AROGYA SEVA MANDAL, PARUL GROUP OF INSTITUTES, PARUL INSTITUTE OF PHARMACY, DEPARTMENT OF QUALITY ASSURANCE, P.O. LIMDA, TA. WAGHODIA-391760, DIST. VADODARA, GUJARAT, INDIA. Gujarat India
(72)**Name of Inventor :**
1)PATEL, RIKIN
2)JOSHI, RIDDHI
3)RAJESH KS
4)RATHOD, DHARA
5)PATEL, ASHISH

(57) Abstract :
Isosorbide dinitrate and Hydralazine hydrochloride are used for the treatment of heart failure in black patient. The present invention relates to the development and validation of Isosorbide dinitrate and Hydralazine hydrochloride in tablet dosage form. Isosorbide dinitrate cannot be detected by UV detector because it does not has chromophoric group. Hence, Isosorbide dinitrate was derivatized by reduction and Schotten-Baumann reaction. Developed derivatized product was detected by UV detector. For linearity, simultaneously Hydralazine hydrochloride was derivatized by same procedure. The final derivatized product was confirmed by M.P, TLC, Mass and FT-IR spectroscopy. RP-HPLC method was carried out on Phenomenex Luna C18 (250 x 4.6mm, i.d 5\x) column using filtered and degassed mixture of ACN: Water (20:80 %v/v) as mobile phase at a flow rate of 1.2ml/min and effluent was monitored at 225nm. The retention time of Isosorbide dinitrate and Hydralazine hydrochloride was found to be 4.7 min and 9.8 min respectively. Linearity range was found to be 2-10µg/ml for Isosorbide dinitrate and 2-20µg/ml for Hydralazine hydrochloride. The% Recovery was in the range of 98.00-102.00%. The method was precise with RSD less than 2%. The developed method was validated as per ICH guideline so the above method was simple, precise, accurate and specific and it was used for routine analysis.

No. of Pages : 8 No. of Claims : 7

(12) PATENT APPLICATION PUBLICATION
(21) Application No.3663/MUM/2014 A
(19) INDIA
(22) Date of filing of Application :19/11/2014
(43) Publication Date : 20/05/2016

(54) Title of the invention : NOVEL DERIVATIZATION METHOD FOR DETERMINATION OF ASPIRIN AND CARISOPRODOL IN PHARMACEUTICAL FORMULATIONS.

(51) International classification	:A61K9/16, A61K9/14, A61L9/04
(31) Priority Document No	:NA
(32) Priority Date	:NA
(33) Name of priority country	:NA
(86) International Application No	:NA
Filing Date	:NA
(87) International Publication No	: NA
(61) Patent of Addition to Application Number	:NA
Filing Date	:NA
(62) Divisional to Application Number	:NA
Filing Date	:NA

(71)**Name of Applicant :**
1)PARUL AROGYA SEVA MANDAL
Address of Applicant :PARUL AROGYA SEVA MANDAL, PARUL GROUP OF INSTITUTES, PARUL INSTITUTE OF PHARMACY, DEPARTMENT OF QUALITY ASSURANCE, P.O. LIMDA, TA. WAGHODIA-391760, DIST. VADODARA, GUJARAT, INDIA. Gujarat India
(72)**Name of Inventor :**
1)RATHOD, DHARA
2)PATEL, KINJAL
3)RAJESH KS
4)PATEL, RIKIN
5)PATEL, ASHISH

(57) Abstract :
A simple, accurate, precise and novel derivative UV Spectrophotometric method was developed and validated for simultaneous estimation of Aspirin and Carisoprodol in its combined tablet dosage form. As the drug Carisoprodol does not contain chromophoric group it becomes difficult to quantify it with UV spectrophotometer. Hence, the derivatization was carried out in order to make the drug Carisoprodol to give absorbance in UV region. The T'LC, FTIR and Mass spectra of both derivative products were taken to confirm the final derivative products. The method adopted for the derivatization was simple and economic as compared to methods available previously, with stable derivatives. Absorbance Correction method was applied for simultaneous estimation of Aspirin and Carisoprodol and determination was carried out at 251.5 nm and 314 nm. The linearity range was observed between 12-36ug/ml for Aspirin and 8-24ug/ml for Carisoprodol for developed method. Both the drugs were found in good agreement with the labelled claim in the marketed formulation. In tablet dosage form, Aspirin and Carisoprodol were estimated to 98.44 ±0.55 & 98.50±0.97% respectively. Developed method was statistically validated for its linearity, accuracy, precision and robustness.

No. of Pages : 7 No. of Claims : 7

(12) PATENT APPLICATION PUBLICATION
(21) Application No.3664/MUM/2014 A
(19) INDIA
(22) Date of filing of Application :19/11/2014
(43) Publication Date : 20/05/2016

(54) Title of the invention : DEVELOPMENT AND EVALUATION OF AMINO ACID BASED LYOPHILIZED DRY POWDER INHALERS OF THEOPHYLLINE AND MONTELUKAST FOR TREATMENT OF ASTHMA

(51) International classification :A61K38/12
(31) Priority Document No :NA
(32) Priority Date :NA
(33) Name of priority country :NA
(86) International Application No :NA
Filing Date :NA
(87) International Publication No : NA
(61) Patent of Addition to Application Number :NA
Filing Date :NA
(62) Divisional to Application Number :NA
Filing Date :NA

(71)**Name of Applicant :**
1)PARUL AROGYA SEVA MANDAL
Address of Applicant :P.O. LIMDA, TA. WAGHODIA-391760, DIST. VADODARA, GUJARAT, INDIA Gujarat India
(72)**Name of Inventor :**
1)DR. DEEPA HARESHKUMAR PATEL
2)MR. VICKY BHARATBHAI PATEL

(57) Abstract :
The aim of present investigation was to develop and evaluate amino acid based lyophilized dry powder inhaler of theophylline and montelukast for treatment of Asthma. Asthma is a chronically inflammatory lung disease having significant impact worldwide. Montelukast is the drug-of-choice which act as anti inflammatory and theophylline is act as bronchodilator. This both drug in combination produces synergistic effect and reduces chronic symptoms and prevent asthma attacks if given by pulmonary route as dry powder inhaler dosage form. Lyophilization using crystalline amino acids such, as Phenylalanine/ Valine/ L-Leucine/ Arginine rendered a dose independent three-fold increase of the fine particle fraction (FPF). This is possibly due to enhanced fracture properties of the lyophilisates upon impact of the air stream and reduced particle agglomeration/cohesion caused by a rougher surface. FTIR have been employed to study drug-drug and drug-excipient compatibility. Analytical method was developed using Q absorption ratio method by UV visible spectroscopy. 32 Factorial Design was applied for Optimization of Amino acid to carrier Ratio. Flow properties, particle size, percent drug content and Surface morphology by Scanning Electron Microscopy (SEM) and aerosol performance using Anderson Cascade impactor were evaluated for developed formulation. The in-vitro drug release study was performed using dialysis bag. Stability study was performed at accelerated conditions as per ICH. Drug-drug and drug-excipient were found to be compatible with each other. Developed analytical method was compatible for quantitative analysis of both drugs. Lyophilized dry powder inhaler of both drugs was successfully prepared with montelukast (0.1 mg), theophylline (0.2 mg), respitose SV001 (30% w/w), phenylalanine (40% w/w). Particle Size and percent drug content of and theophylline and montelukast were found to be 3.30 ± 1.33 um and 98.02 ± 1.65% and 98.34 ±1.24 % respectively for optimized batch. Scanning Electron Microscopy (SEM) study indicates that the particles were found to be highly creased, raisin-like. Carr's index, Hausner's ratio and angle of repose were found to be 11.46 ± 0.56 %, 1.12 ± 0.45 and 32.76 ± 0,16 Respectively which show good flow property of lyophilized dry powder inhaler.. In-vitro drug release of theophylline and montelukast of optimized batch was found to be 96.42± 0.53 % and 96.78 ± 0.62 % up to 4 hrs. A fine particle fraction (FPF), fine particle dose (FPD) and mass median aerodynamic diameter (MMAD) were found to be 65.54 %, 252.3: jag, 2.26 um respectively for optimized batch. Dry powder Inhaler containing montelukast and theophylline were stable at accelerated condition. The present investigation demonstrated that lyophilized dry powder inhaler is suitable for respiratory deposition and hold great potential for treating diseases that require direct lung delivery. Thus we can conclude that the prepared DP1's may be consider as promising carrier for delivery of drug such as montelukast and theophylline in combination. Keywords: Montelukast, Theophylline, Asthma, Dry Powder Inhaler, 32 Factorial Design, Lyophilizatipn.

No. of Pages : 14 No. of Claims : 6

(12) PATENT APPLICATION PUBLICATION
(19) INDIA
(22) Date of filing of Application :20/11/2014
(21) Application No.3686/MUM/2014 A
(43) Publication Date : 20/05/2016

(54) Title of the invention : Optical Fiber Cable

(51) International classification :G02B6/44
(31) Priority Document No :NA
(32) Priority Date :NA
(33) Name of priority country :NA
(86) International Application No :PCT//
Filing Date :01/01/1900
(87) International Publication No : NA
(61) Patent of Addition to Application Number :NA
Filing Date :NA
(62) Divisional to Application Number :NA
Filing Date :NA

(71)**Name of Applicant :**
1)Sterlite Technologies Limited
Address of Applicant :E-1, E-2, E-3 MIDC Waluj, Aurangabad, Maharashtra - 431136 Maharashtra India
(72)**Name of Inventor :**
1)Sravan Kumar
2)Phill Coppin
3)Kishore Sahoo
4)Shivam Srivastava
5)Kangbang Singh Tenzing

(57) Abstract :
Disclosed optical fiber cable includes a central strength member, a plurality of compact fiber units (CFUs) and an outer jacket. The central strength member is made of fiber reinforced plastic (FRP) and lies along a longitudinal axis of the cable. The CFUs lie around the central strength member. Each CFU includes one or more optical fibers and further comprises a first covering layer and a second covering layer. The first covering layer is made of thermoplastic material having coefficient of thermal expansion ‰ 2.0—10-4/°C and the second covering layer is made of acrylic material. The first covering layer surrounds the second covering layer, and the second covering layer surrounds the optical fiber/s. Neither the first covering layer nor the second covering layer is foamed. The outer jacket further comprises a first layer of thermoplastic polyurethane (TPU) and a second layer of aramid yarns. The first layer surrounds the second layer.

No. of Pages : 41 No. of Claims : 12

(12) PATENT APPLICATION PUBLICATION
(21) Application No.3687/MUM/2014 A
(19) INDIA
(22) Date of filing of Application :20/11/2014
(43) Publication Date : 20/05/2016

(54) Title of the invention : APPARATUS FOR MEASURING ELONGATION OF CONVEYOR CHAINS AND LIFE ESTIMATION THEREOF

(51) International classification	:B65G43/02	(71)**Name of Applicant :**
(31) Priority Document No	:NA	**1)Bhaskar Dhondi Gaikwad**
(32) Priority Date	:NA	Address of Applicant :Department of Mechanical Engineering,
(33) Name of priority country	:NA	SVERI™s, College of Engineering, Pandharpur, Maharashtra,
(86) International Application No	:PCT//	India Maharashtra India
Filing Date	:01/01/1900	**2)Prashant Maruti Pawar**
(87) International Publication No	: NA	**3)Babruvan Pandurang Ronge**
(61) Patent of Addition to Application Number	:NA	(72)**Name of Inventor :**
Filing Date	:NA	**1)Bhaskar Dhondi Gaikwad**
(62) Divisional to Application Number	:NA	**2)Prashant Maruti Pawar**
Filing Date	:NA	**3)Babruvan Pandurang Ronge**

(57) Abstract :
ABSTRACT TITLE.: APPARATUS FOR MEASURING ELONGATION OF CONVEYOR CHAINS AND LIFE ESTIMATION THEREOF The present invention discloses an apparatus for measuring elongation of conveyor chains for life estimation thereof. The apparatus includes a plurality of shafts mounted between an opposed pair of plates positioned on a rail. The shafts mutually have a conveyor chain positioned thereon through a respective sprocket defined on each of the shafts. The apparatus includes at least one fixed shaft that connects to a first motor through a drive assembly. The apparatus includes at least one sliding shaft that slidably positions within a pocket defined on the plates. The apparatus comprises a power pack that has a second motor positioned thereon. The second motor is connected to a piston cylinder arrangement that slidably moves the sliding shaft within the pocket. The apparatus includes a control panel that includes a display and a plurality of keys for controlling operation thereof. FIG. 1 (For Publication)

No. of Pages : 18 No. of Claims : 7

(12) PATENT APPLICATION PUBLICATION
(19) INDIA
(22) Date of filing of Application :20/11/2014
(21) Application No.3688/MUM/2014 A
(43) Publication Date : 20/05/2016

(54) Title of the invention : DEVICE FOR ANALYZING SKIN HEALTH CONDITION

(51) International classification	:C12M1/34, C12M1/26, A61B10/02
(31) Priority Document No	:NA
(32) Priority Date	:NA
(33) Name of priority country	:NA
(86) International Application No	:PCT//
Filing Date	:01/01/1900
(87) International Publication No	: NA
(61) Patent of Addition to Application Number	:NA
Filing Date	:NA
(62) Divisional to Application Number	:NA
Filing Date	:NA

(71)**Name of Applicant :**
1)MARICO LIMITED
Address of Applicant :7th Floor, Grande Palladium, 175, CST Road, Kalina, Santacruz (E), Mumbai Maharashtra India
(72)**Name of Inventor :**
1)Srinath Gajapathy
2)Samares Chandra Biswas
3)Bhargavi Kalghatgi

(57) Abstract :
A kit and method for measuring the skin attributes such as dryness, skin pH and pathological conditions associated with skin dryness. The present invention provides a non-invasive method to evaluate the skin condition and efficacy of cosmetic products based on the amplitude of sound produced while gliding an object on the surface of the skin.

No. of Pages : 15 No. of Claims : 9

(12) PATENT APPLICATION PUBLICATION
(21) Application No.3689/MUM/2014 A
(19) INDIA
(22) Date of filing of Application :20/11/2014
(43) Publication Date : 20/05/2016

(54) Title of the invention : A COMPOSITION COMPRISING HERBS AND NUTRACEUTICAL INGREDIENTS AND PROCESS FOR PREPARATION THEREOF

(51) International classification	:A23L1/30, A23L1/064, A61K36/81,	(71)**Name of Applicant :** **1)Dr. BHAVSAR, Bhushan Nandkishor** Address of Applicant :G-101, Gokul Nagari, W. E. Highway, Kandivali East, Mumbai 400101, Maharashtra State, India. Maharashtra India **2)Dr. BHAVSAR, Manjiri Bhushan**
(31) Priority Document No	:NA	
(32) Priority Date	:NA	
(33) Name of priority country	:NA	
(86) International Application No	:PCT//	(72)**Name of Inventor :** **1)Dr. BHAVSAR, Bhushan Nandkishor** **2)Dr. BHAVSAR, Manjiri Bhushan**
Filing Date	:01/01/1900	
(87) International Publication No	: NA	
(61) Patent of Addition to Application Number	:NA	
Filing Date	:NA	
(62) Divisional to Application Number	:NA	
Filing Date	:NA	

(57) Abstract :
The present invention disclosed herein a synergistic composition comprising combination of herbs comprising Tinospora cordifolia, Withania somnifera, Glycyrrhiza glabra, Convolvulus pluricaulis, Nardostachys jatamansi, Terminalia chebula, Piper nigrum, Cissampelos pareira, Acorus calamus, Moringa oleifera, Bacopa monnieri and nutraceutical ingredients comprising Vitamin B6, Vitamin B12, Vitamin E, Folate/ Folic acid, Zinc and Magnesium, useful for treating tension, anxiety, loss of memory, neurosis, depression conditions, arthritis, impotency, anemia and hepatitis. The invention also discloses the process for preparation of said composition.

No. of Pages : 30 No. of Claims : 7

(12) PATENT APPLICATION PUBLICATION
(19) INDIA
(22) Date of filing of Application :12/11/2014

(21) Application No.2291/MUMNP/2014 A
(43) Publication Date : 20/05/2016

(54) Title of the invention : FEMALE URINATION RECEIVER

(51) International classification :A61F 5/455
(31) Priority Document No :NA
(32) Priority Date :NA
(33) Name of priority country :NA
(86) International Application No :PCT/ZA2012/000012
Filing Date :28/02/2012
(87) International Publication No :WO/2013/131109
(61) Patent of Addition to Application Number :1934/MUMNP/2014
Filed on :26/09/2014
(62) Divisional to Application Number :NA
Filing Date :NA

(71)**Name of Applicant :**
1)DESAI, Akhil, Rajendra
Address of Applicant :457 Main Road Kwa Zulu Natal 4399 Tongaat, South Africa South Africa
(72)**Name of Inventor :**
1)DESAI, Akhil, Rajendra

(57) Abstract :
A receiver for urine whether for taking sample or disposing thereof, includes an open-top of saddle shape which approximates the configuration of thighs, labia or other convenient zone. The receiver may be connectable to a sample container by a bayonet joint. The bayonet joint may have one or more protrusions located about an outer circumference of the lower end of the receiver and a channel formed proximal to the upper end of the sample container, the channel having one or more transverse grooves.

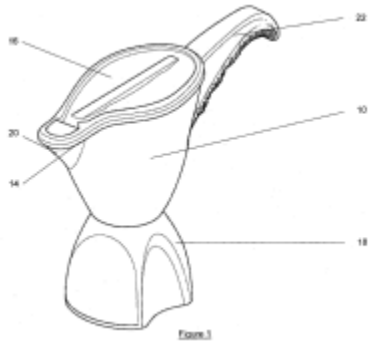

No. of Pages : 23 No. of Claims : 24

(12) PATENT APPLICATION PUBLICATION
(19) INDIA
(22) Date of filing of Application :11/11/2014

(21) Application No.3552/MUM/2014 A
(43) Publication Date : 20/05/2016

(54) Title of the invention : A NOVEL UNSUPERVISED VIDEO SURVEILLANCE SYSTEM

(51) International classification :G06K9/34
(31) Priority Document No :NA
(32) Priority Date :NA
(33) Name of priority country :NA
(86) International Application No :NA
Filing Date :NA
(87) International Publication No : NA
(61) Patent of Addition to Application Number :NA
Filing Date :NA
(62) Divisional to Application Number :NA
Filing Date :NA

(71)**Name of Applicant :**
1)INSTITUTE OF TECHNOLOGY, NIRMA UNIVERSITY
Address of Applicant :Sarkhej Gandhinagar Highway Ahmedabad Gujarat India
(72)**Name of Inventor :**
1)PANDYA, Sharnil
2)Dr. KOTECHA, Ketan

(57) Abstract :
The present invention provides a novel system for surveillance, detection of human intruder and instant notification of intrusion for preventing theft that identifies a human intruder and provides instant notification regarding the same. The system mainly comprises of: Image Capturing Means, Means for Identification, Storage Means, Controller, Transmitting Means and Display Means. The present invention identifies human intruders, confirms the same by detecting the brightest on the face and detects the motion of the intruder to confirm that the intruder is a human. The present system eliminates the use of Digital Video Recording (DVR) for recording and large memory for storage thereby making the system and detection and notification of intrusion efficient and economical.

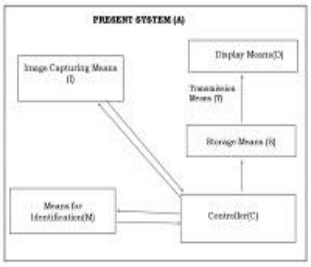

Fig. 1

No. of Pages : 27 No. of Claims : 4

(12) PATENT APPLICATION PUBLICATION
(19) INDIA
(22) Date of filing of Application :20/11/2014
(21) Application No.3352/MUM/2014 A
(43) Publication Date : 20/05/2016

(54) Title of the invention : ANALYTICS-DRIVEN TRANSITION PLANNER

(51) International classification :G06Q50/22
(31) Priority Document No :NA
(32) Priority Date :NA
(33) Name of priority country :NA
(86) International Application No :NA
Filing Date :NA
(87) International Publication No : NA
(61) Patent of Addition to Application Number :NA
Filing Date :NA
(62) Divisional to Application Number :NA
Filing Date :NA

(71)**Name of Applicant :**
1)TATA CONSULTANCY SERVICES LIMITED
Address of Applicant :Nirmal Building, 9th Floor, Nariman Point, Mumbai, Maharashtra 400021 Maharashtra India
(72)**Name of Inventor :**
1)SADAPHAL, Paithankar Vaishali
2)NATU, Maitreya

(57) Abstract :
This disclosure relates generally to computing devices, and more particularly to transition of IT operations. In one embodiment, a method and system is provided for generating an efficient transition plan for IT operations while addressing aspects such as coverage, risk, time, and cost. The IT operations are modeled through graphs and use well-defined problems in graph theory to build solutions. Heavy hitter issues are identified to maximize coverage. To minimize risk, severity of an issue is determined, wherein the severity is based on the instability caused or penalties associated with the issue. Further, transition time is minimized by finding issue-communities for parallel transition by finding maximum cliques. Yet further, the bin-packing algorithm is used to optimize the teams of resolvers and thus minimize cost. Finally, a transition plan is generated by systematically identifying issue communities for transition using the minimum hitting set and minimum vertex cover problem.

No. of Pages : 42 No. of Claims : 20

(12) PATENT APPLICATION PUBLICATION
(19) INDIA
(22) Date of filing of Application :19/11/2014
(21) Application No.3673/MUM/2014 A
(43) Publication Date : 20/05/2016

(54) Title of the invention : A METHOD AND SYSTEM FOR ENERGY EFFICIENT OPERATION OF CELLULAR NETWORKS

(51) International classification	:H04L12/24, H04L12/857
(31) Priority Document No	:NA
(32) Priority Date	:NA
(33) Name of priority country	:NA
(86) International Application No	:PCT//
Filing Date	:01/01/1900
(87) International Publication No	: NA
(61) Patent of Addition to Application Number	:NA
Filing Date	:NA
(62) Divisional to Application Number	:NA
Filing Date	:NA

(71)**Name of Applicant :**
1)Indian Institute of Technology Bombay
Address of Applicant :Powai, Mumbai 400076, Maharashtra, India Maharashtra India
(72)**Name of Inventor :**
1)Rushabh Shah
2)Prof. Abhay Karandikar
3)Karunakaran Kumar

(57) Abstract :
ABSTRACT A method and system for energy efficient operation of cellular networks. This invention relates to operation of cellular networks and more particularly to an energy efficient operation of cellular networks. The principal object of this invention is to propose a communication network reconfigured based on expected traffic, so as to reduce the cost/energy consumption of operation, while simultaneously satisfying the quality of service (QoS) requirements. Another object of the invention is to propose a method and system for reconfiguring a communication network based on expected traffic, so as to reduce the cost/energy consumption of operation, while simultaneously satisfying the quality of service (QoS) requirements. FIG. 3

No. of Pages : 24 No. of Claims : 22

(12) PATENT APPLICATION PUBLICATION
(19) INDIA
(22) Date of filing of Application :17/11/2014
(21) Application No.3612/MUM/2014 A
(43) Publication Date : 20/05/2016

(54) Title of the invention : A PROCESS FOR PREPARATION OF VORTIOXETINE AND POLYMORPHS THEREOF

(51) International classification	:C07D295/096, A61K31/495, A61P25/00
(31) Priority Document No	:NA
(32) Priority Date	:NA
(33) Name of priority country	:NA
(86) International Application No	:NA
Filing Date	:NA
(87) International Publication No	: NA
(61) Patent of Addition to Application Number	:NA
Filing Date	:NA
(62) Divisional to Application Number	:NA
Filing Date	:NA

(71)**Name of Applicant :**
1)MEGAFINE PHARMA (P) LTD.
Address of Applicant :4TH FLOOR, SETHNA, 55, MAHARSHI KARVE ROAD, MARINE LINES, MUMBAI - 400 002, MAHARASHTRA, INDIA. Maharashtra India
(72)**Name of Inventor :**
1)MATHAD VIJAYAVITTHAL THIPPANNACHAR
2)DESHMUKH DATTATRAY GULABRAO
3)MALI ANIL CHATURLAL
4)PATEKAR MUKUNDA RAJENDRA
5)GADEKAR BHASKAR SURESH

(57) Abstract :
The present invention relates to an improved process for preparation of vortioxetine or pharmaceutically acceptable salts thereof. The present invention also relates to new process for the preparation of vortioxetine or pharmaceutically acceptable salts thereof. The present invention further relates to novel polymorphs of vortioxetine hydrobromide and process for preparation thereof.

No. of Pages : 47 No. of Claims : 12

(12) PATENT APPLICATION PUBLICATION
(19) INDIA
(22) Date of filing of Application :11/11/2014

(21) Application No.3555/MUM/2014 A
(43) Publication Date : 20/05/2016

(54) Title of the invention : DEVICE FOR ASSISTING PEDALLING MECHANISMS

(51) International classification :B62M1/10
(31) Priority Document No :NA
(32) Priority Date :NA
(33) Name of priority country :NA
(86) International Application No :NA
Filing Date :NA
(87) International Publication No : NA
(61) Patent of Addition to Application Number :NA
Filing Date :NA
(62) Divisional to Application Number :NA
Filing Date :NA

(71)**Name of Applicant :**
1)DHOLAKIYA, Snehalbhai J
Address of Applicant :A2 / 101, SADGURU VANDANA DHAM - 1, AFRICA COLONY MAIN ROAD, OPP. RANI BUNGLOW'S, OFF. 150' RING ROAD, RAJKOT - 360 005. GUJARAT, INDIA Gujarat India
(72)**Name of Inventor :**
1)DHOLAKIYA, Shubh

(57) Abstract :
A device for assisting pedalling mechanisms in accordance with the present invention provides a simple, reliable and cost-effective device that can be coupled to a pedalled vehicle enabling the rider to use only one leg to pedal the vehicle while the device turns the crank on the other side. The device comprises a spring loaded piston assembly having a piston displace able in a cylinder and consequently displacing the spring between a compressed and a released position corresponding to the displacement of the piston. When riding the pedalled vehicle, the rider has to move the pedal in a drive phase starting at around 12 o™clock and ending at around 6 o™clock. At the same time energy is conserved in the form of spring energy in the coupled device and the remaining phase is covered by the spring energy with no further thrust required from the rider.

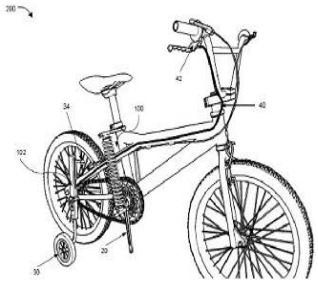

FIG. 2

No. of Pages : 19 No. of Claims : 10

(12) PATENT APPLICATION PUBLICATION
(19) INDIA
(22) Date of filing of Application :11/11/2014
(21) Application No.3556/MUM/2014 A
(43) Publication Date : 20/05/2016

(54) Title of the invention : PORTABLE WI-FI DEVICE

(51) International classification :H04W88/04
(31) Priority Document No :NA
(32) Priority Date :NA
(33) Name of priority country :NA
(86) International Application No :NA
Filing Date :NA
(87) International Publication No : NA
(61) Patent of Addition to Application Number :NA
Filing Date :NA
(62) Divisional to Application Number :NA
Filing Date :NA

(71)**Name of Applicant :**
1)SHAH, Mayur Rajnikant
Address of Applicant :GURUKRUPA BUNGLOW, CHANAKYAPURI CROSS ROAD, NEW SAMA ROAD, VADODARA, GUJARAT 390008, INDIA Gujarat India
(72)**Name of Inventor :**
1)SHAH, Hrishit

(57) Abstract :
A portable Wi-Fi device that creates a Wi-Fi hotspot when required includes an embedded circuit, a processing module and a power bank. The embedded circuit is configured to receive wireless signal from available networks and optionally amplify the same, the processing module is configured to control the communication between the embedded circuit and the internet and the power bank is preferably a rechargeable battery that can power the device on the go or alternatively power any other mobile device.

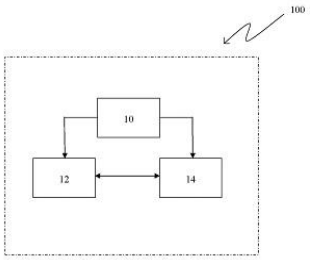

FIGURE 1

No. of Pages : 14 No. of Claims : 10

(12) PATENT APPLICATION PUBLICATION
(19) INDIA
(22) Date of filing of Application :11/11/2014

(21) Application No.3557/MUM/2014 A
(43) Publication Date : 20/05/2016

(54) Title of the invention : ACOUSTIC SYSTEM WITH ADJUSTABLE OUTPUT

(51) International classification	:G10L11/00, G10L19/00, H04B1/66
(31) Priority Document No	:NA
(32) Priority Date	:NA
(33) Name of priority country	:NA
(86) International Application No	:NA
Filing Date	:NA
(87) International Publication No	: NA
(61) Patent of Addition to Application Number	:NA
Filing Date	:NA
(62) Divisional to Application Number	:NA
Filing Date	:NA

(71)**Name of Applicant :**
1)TAMBAT, Anand Suresh
Address of Applicant :FLAT NO. 3 & 4, CHINTAMANI APARTMENT, GANESH NAGAR, PIPELINE ROAD, SATPUR, NASHIK 422007, MAHARASHTRA, INDIA. Maharashtra India
(72)**Name of Inventor :**
1)TAMBAT, Sharvari

(57) Abstract :
An acoustic system is provided to receive sound signal and adjust the output to lower or enhance the output signal based on a pre-set threshold value. The system includes a) a microphone comprising a receiver configured to receive a sound signal, a first processor configured to convert the received sound signal to an audio signal, a comparator configured to compare the converted audio signal with a pre-set threshold audio signal and output the degree of difference from the pre-set audio signal, and a second processor configured to adjust the amplification of the converted audio signal based on the output of the comparator and b) a speaker configured to convert the adjusted audio signal back to a sound signal.

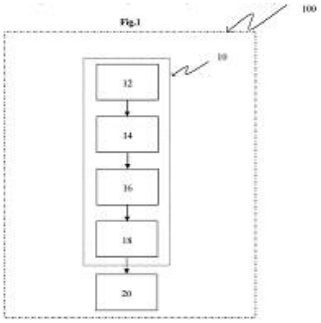

No. of Pages : 12 No. of Claims : 6

(12) PATENT APPLICATION PUBLICATION
(19) INDIA
(22) Date of filing of Application :18/11/2014
(21) Application No.3634/MUM/2014 A
(43) Publication Date : 20/05/2016

(54) Title of the invention : NOVEL FORMULATION OF ACEPHATE AND DIAFENTHIURON

(51) International classification	:A01N43/36, A01N53/00,
(31) Priority Document No	:NA
(32) Priority Date	:NA
(33) Name of priority country	:NA
(86) International Application No	:PCT//
Filing Date	:01/01/1900
(87) International Publication No	: NA
(61) Patent of Addition to Application Number	:NA
Filing Date	:NA
(62) Divisional to Application Number	:NA
Filing Date	:NA

(71)**Name of Applicant :**
1)GSP CROP SCIENCE PVT. LTD.
Address of Applicant :404, Lalita Complex, 352/3 Rasala Road, Navrangpura, Ahmedabad-380009, Gujarat, India Gujarat India
(72)**Name of Inventor :**
1)GUJRAL, Ajit Singh
2)SHAH, Kenal V.
3)Dr. Arvind Singh
4)PATEL Dipakkumar

(57) Abstract :
ABSTRACT: The present invention contemplates novel formulation of Acephate and Diafenthiuron. The present invention also relates to process for preparing the said formulation comprising of Acephate and Diafenthiuron and one or more inactive excipients.

No. of Pages : 35 No. of Claims : 7

(12) PATENT APPLICATION PUBLICATION
(21) Application No.3639/MUM/2014 A
(19) INDIA
(22) Date of filing of Application :18/11/2014
(43) Publication Date : 20/05/2016

(54) Title of the invention : A FAST PERFORMANCE BIOCHAR AND PROCESS FOR MAKING THE SAME

(51) International classification	:C02F3/10, C02F1/28	(71)**Name of Applicant :**
(31) Priority Document No	:NA	**1)ANULEKH AGROTECH PVT. LTD.**
(32) Priority Date	:NA	Address of Applicant :401, Homestead, Lokhandwala Complex, Andheri (West), Mumbai-400053 (INDIA) Maharashtra India
(33) Name of priority country	:NA	
(86) International Application No	:PCT//	**2)SAGAR BHANSALI**
Filing Date	:01/01/1900	**3)ALOK JHA**
(87) International Publication No	: NA	(72)**Name of Inventor :**
(61) Patent of Addition to Application Number	:NA	**1)ANULEKH AGROTECH PVT. LTD.**
Filing Date	:NA	**2)SAGAR BHANSALI**
(62) Divisional to Application Number	:NA	**3)ALOK JHA**
Filing Date	:NA	

(57) Abstract :
The invention relates to an effective biochar which promotes growth and improves the properties of the soil thereby leading to reduced water, fertilizer and pesticide consumption apart from increasing yield of the crop. The invention comprises of a non-clay mineral as a growth promoter, organic matter, Soil neutralizer in one embodiment of the invention and microorganisms either individually or in combination that alters the properties of the soil favorable for speedy growth, and an inert material to improve properties of biochar in soil. This invention further provides a method of preparation of said improved biochar containing composition in pellet form, wherein addition of microorganisms is eliminated and/ or loose form (non-pellet form) wherein microorganisms are added, both having functional role in the product obtained. Later this said resulting mixture is treated with an agglomerating agent which is basically an inert material and then pelletized or served in loose form.

No. of Pages : 20 No. of Claims : 17

(12) PATENT APPLICATION PUBLICATION
(19) INDIA
(22) Date of filing of Application :17/11/2014
(21) Application No.3608/MUM/2014 A
(43) Publication Date : 20/05/2016

(54) Title of the invention : A STONE CRUSHING ENVIRONMENT AND EQUIPMENT MONITORING AND OPERATING SYSTEM

(51) International classification :G05B19/418
(31) Priority Document No :NA
(32) Priority Date :NA
(33) Name of priority country :NA
(86) International Application No :NA
Filing Date :NA
(87) International Publication No : NA
(61) Patent of Addition to Application Number :NA
Filing Date :NA
(62) Divisional to Application Number :NA
Filing Date :NA

(71)**Name of Applicant :**
1)MALANI MANISH RAMESHCHANDRA
Address of Applicant :SAPT-GIRI MAHAJANI PLOT, NEAR DURGA CHOWK, AKOLA 444001, MAHARASHTRA, INDIA Maharashtra India
(72)**Name of Inventor :**
1)MALANI MANISH RAMESHCHANDRA

(57) Abstract :
A stone crushing environment and equipment monitoring and operating system, said system comprising: at least a raw material entry mechanism configured to enter at least an entry of a raw material item and its associated parameters as defined by at least a first rule engine; at least a price computation mechanism configured to compute a plurality of price related parameters as defined by at least a second rule engine; at least an environment definition mechanism; at least a monitored payment mechanism communicably coupled with at least a receipt generating mechanism; at least a sensor provided at a crusher unit; at least a first fuel recording and monitoring mechanism fitted to a vehicle; at least a second fuel recording and monitoring mechanism for each of said equipment; and at least a weigh bridge in order to capture any activity associated with said at least a weigh bridge.

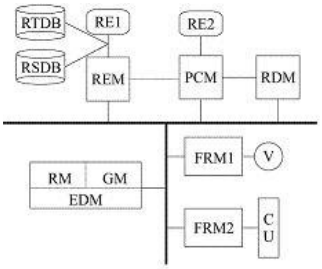

FIGURE 1

No. of Pages : 28 No. of Claims : 26

(12) PATENT APPLICATION PUBLICATION
(19) INDIA
(22) Date of filing of Application :14/11/2014
(21) Application No.3599/MUM/2014 A
(43) Publication Date : 20/05/2016

(54) Title of the invention : IDENTIFYING AN INDUSTRY SPECIFIC E-MAVEN

(51) International classification	:G06F7/06, G06F17/30
(31) Priority Document No	:NA
(32) Priority Date	:NA
(33) Name of priority country	:NA
(86) International Application No	:PCT//
Filing Date	:01/01/1900
(87) International Publication No	: NA
(61) Patent of Addition to Application Number	:NA
Filing Date	:NA
(62) Divisional to Application Number	:NA
Filing Date	:NA

(71)**Name of Applicant :**
1)Tata Consultancy Services Limited
Address of Applicant :Nirmal Building, 9th Floor, Nariman Point, Mumbai 400021, Maharashtra, India. Maharashtra India
(72)**Name of Inventor :**
1)BANSAL, Vandita
2)T R, Rajarajan
3)GARLAPATI, Mani Kanteswara Rao

(57) Abstract :
Disclosed is a method and system for identifying an industry specific e-maven by analyzing data from social media. The system may collect textual data posted by users on social media. The system may then determine characteristics of the users by analyzing the textual data. The system may further calculate a maven score for the users by using the characteristics. The system may compute an industrial maven score for the users by using the maven scores and an industry adjustment factor. An industry specific e-maven may thus be identified based on the industry adjustment factor.

No. of Pages : 27 No. of Claims : 9

(12) PATENT APPLICATION PUBLICATION
(19) INDIA
(22) Date of filing of Application :18/11/2014
(21) Application No.3625/MUM/2014 A
(43) Publication Date : 20/05/2016

(54) Title of the invention : 3s1p_001

(51) International classification	:C07D 487/22
(31) Priority Document No	:NA
(32) Priority Date	:NA
(33) Name of priority country	:NA
(86) International Application No	:PCT//
Filing Date	:01/01/1900
(87) International Publication No	: NA
(61) Patent of Addition to Application Number	:NA
Filing Date	:NA
(62) Divisional to Application Number	:NA
Filing Date	:NA

(71)**Name of Applicant :**
1)SANJAY SONI
Address of Applicant :flat no. 402, 3, chandralok colony, ravi apartment, khajrana main road, indore(m.p.) Madhya Pradesh India
(72)**Name of Inventor :**
1)SANJAY SONI

(57) Abstract :
A device to warm up water by waste heat radiations from lpg stove

No. of Pages : 10 No. of Claims : 5

(12) PATENT APPLICATION PUBLICATION
(19) INDIA
(22) Date of filing of Application :14/11/2014

(21) Application No.3594/MUM/2014 A
(43) Publication Date : 20/05/2016

(54) Title of the invention : Production of Methane from Abundant Hydrate Deposits

(51) International classification	:E21B43/16, B01J19/12
(31) Priority Document No	:NA
(32) Priority Date	:NA
(33) Name of priority country	:NA
(86) International Application No	:PCT//
Filing Date	:01/01/1900
(87) International Publication No	: NA
(61) Patent of Addition to Application Number	:NA
Filing Date	:NA
(62) Divisional to Application Number	:NA
Filing Date	:NA

(71)**Name of Applicant :**
1)Upendra Wickrema Singhe
Address of Applicant :13902 Charlton Way Drive Houston, TX 77077, United States of America U.S.A.
(72)**Name of Inventor :**
1)Upendra Wickrema Singhe

(57) Abstract :
Methodsofdissociatingandrecoveringmethanefromsolidhydratedepositsareprovided.Amethodforrecoveringmethanefromamethanehydrateinclude waterbond.Furtherprovidedisanapparatusfordissociatingmethanefromamethanehydrate.Theapparatusincludesatleast:anelectromagneticspectrump g 10 theelectromagneticspectrumpowersource,theprobe,andtheantenna.

No. of Pages : 20 No. of Claims : 14

(12) PATENT APPLICATION PUBLICATION
(21) Application No.3595/MUM/2014 A
(19) INDIA
(22) Date of filing of Application :14/11/2014
(43) Publication Date : 20/05/2016

(54) Title of the invention : ' A COMPOSITION TO CONTROL MOSQUITO BREEDING'

(51) International classification :A01N27/00
(31) Priority Document No :NA
(32) Priority Date :NA
(33) Name of priority country :NA
(86) International Application No :NA
Filing Date :NA
(87) International Publication No : NA
(61) Patent of Addition to Application Number :NA
Filing Date :NA
(62) Divisional to Application Number :NA
Filing Date :NA

(71)**Name of Applicant :**
1)Chaturvedi Vipul Dhirendrakumar
Address of Applicant :A 103 Sagun Plaza, Opp Goyal Plaza, Judges Bunglow Road, Vastrapur Ahmedabad-380015. Gujarat, India. Gujarat India
(72)**Name of Inventor :**
1)Chaturvedi Vipul Dhirendrakumar

(57) Abstract :
Mosquitoes have become menace for mammals, including human. They are responsible for a number of viral and parasitic diseases. Considering its life cycle and limited life span, it appears that Mosquito Breeding Stage (MBS) is the time to control the mosquitoes as, at this stage they has eggs and larvae, which has limited mobility and feeding mechanism. The present invention relates to the composition to control mosquito breeding in which inoculum is made from the naturally occurring strains of Lactobacillus coagulans and Saccharomyces cervisiae. The present composition infuses enzymes and bio-chemicals for controlled decomposition of organic matter which makes food inedible for them which reduces eggs hatchability and ultimately controls breeding of Mosquitoes. The present invention also reduces foul odor from the water logged bodies and controls the breeding of flies.

No. of Pages : 15 No. of Claims : 2

(12) PATENT APPLICATION PUBLICATION
(21) Application No.3598/MUM/2014 A
(19) INDIA
(22) Date of filing of Application :14/11/2014
(43) Publication Date : 20/05/2016

(54) Title of the invention : A NEW PROCESS FOR THE PREPARATION OF 4-METHOXY -7H-PYRIDO [2,3,4-KL] ACRIDINE.

(51) International classification	: A61K31/4375, A61P35/00, C07D471/06	(71)**Name of Applicant :** **1)DR. M. M. V.RAMANA** Address of Applicant :DEPARTMENT OF CHEMISTRY, UNIVERSITY OF MUMBAI, VIDYANAGARI, SANTACRUZ (EAST), MUMBAI-400 098, MAHARASHTRA, INDIA. Maharashtra India
(31) Priority Document No	:NA	
(32) Priority Date	:NA	
(33) Name of priority country	:NA	(72)**Name of Inventor :** **1)DR. M. M. V.RAMANA** **2)DR. PREETI SANDEEP ZADE**
(86) International Application No	:NA	
Filing Date	:NA	
(87) International Publication No	: NA	
(61) Patent of Addition to Application Number	:NA	
Filing Date	:NA	
(62) Divisional to Application Number	:NA	
Filing Date	:NA	

(57) Abstract :
The present invention relates to the synthesis of 4-Methoxy -7H-pyrido [2,3,4-kl] acridine by a simple and short method. The main object of the present invention is to synthesize the pyrido [2,3,4-kl]acridine unit through reductive intramolecular N-arylation by using zinc dust and formic acid.

No. of Pages : 9 No. of Claims : 4

(12) PATENT APPLICATION PUBLICATION
(19) INDIA
(22) Date of filing of Application :04/04/2015

(21) Application No.1424/MUM/2015 A
(43) Publication Date : 20/05/2016

(54) Title of the invention : MOBILE OFFSHORE WIND TURBINE

(51) International classification	:F03D3/02; F03D7/06; F03D9/0
(31) Priority Document No	:US 14/283,240
(32) Priority Date	:21/05/2014
(33) Name of priority country	:U.S.A.
(86) International Application No	:NA
Filing Date	:NA
(87) International Publication No	: NA
(61) Patent of Addition to Application Number	:NA
Filing Date	:NA
(62) Divisional to Application Number	:NA
Filing Date	:NA

(71)**Name of Applicant :**
1)Cheng TING
Address of Applicant :1705 E. Grevillea Ct., Ontario, CA 91761, USA U.S.A.
(72)**Name of Inventor :**
1)Cheng TING

(57) Abstract :
A mobile offshore wind turbine may include a column, a base and a plurality of turbine blades. In one embodiment, the column is at a center piece of the base and a plurality of connecting rods radially extending from the column to connect with the turbine blade. The base may also include a side piece disposed on both sides of the center piece to increase the stability of the base. The turbine blade has a blade surface that resembles the shape of a sail, and the turbine blade is rotatably disposed on the corresponding connecting rod and vertically aligned with the column. In another embodiment, a controller may be disposed on the turbine blade to detect the direction of the wind and further control the moving direction of the mobile wind turbine.

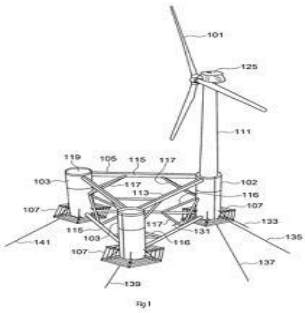

Fig1

No. of Pages : 12 No. of Claims : 8

(12) PATENT APPLICATION PUBLICATION
(19) INDIA
(22) Date of filing of Application :13/11/2014

(21) Application No.3581/MUM/2014 A
(43) Publication Date : 20/05/2016

(54) Title of the invention : AN IMPROVED WIND TURBINE

(51) International classification	:F03D11/00, F03D7/02
(31) Priority Document No	:NA
(32) Priority Date	:NA
(33) Name of priority country	:NA
(86) International Application No	:NA
Filing Date	:NA
(87) International Publication No	: NA
(61) Patent of Addition to Application Number	:NA
Filing Date	:NA
(62) Divisional to Application Number	:NA
Filing Date	:NA

(71)**Name of Applicant :**
1)Vidit Laad
Address of Applicant :C/o. Mr. Vivek Laad, 319 Lokmanya Nagar, Kesar Bagh Road Indore, Madhya Pradesh 452009 Madhya Pradesh India
(72)**Name of Inventor :**
1)Vidit Laad

(57) Abstract :
An improved wind turbine (100) comprises a housing (1) that comprises a first end (11) and a second end (12), a rotor that is mounted at the second end (12) of the housing (1); a first support structure (2) that supports the housing (1); a second support structure (9) supports an energy conversion unit (10), wherein the first support structure (2) and the second support structure (9) are seated on a first base (3), said first base (3) being seated on a rotating base (4) that is mounted on a first end of a pole (5); a first shaft (7) that is disposed opposite to the housing (1), said first shaft (7) being associated with the first base (3) at a first end and a tail (8) at a second end, wherein the tail (8) facilitates the rotating base (4) to rotate towards the direction of wind flow. [Figure to be published along with abstract: Figure 2]

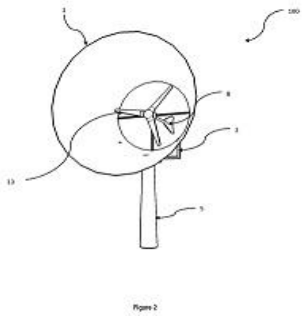

No. of Pages : 9 No. of Claims : 5

(12) PATENT APPLICATION PUBLICATION
(19) INDIA
(22) Date of filing of Application :06/04/2015
(21) Application No.1435/MUM/2015 A
(43) Publication Date : 20/05/2016

(54) Title of the invention : PROCESSING AGENT AND PROCESSING METHOD FOR SPINNING VISCOSE RAYON

(51) International classification :D01F2/10
(31) Priority Document No :2014-085148
(32) Priority Date :17/04/2014
(33) Name of priority country :Japan
(86) International Application No :NA
Filing Date :NA
(87) International Publication No : NA
(61) Patent of Addition to Application Number :NA
Filing Date :NA
(62) Divisional to Application Number :NA
Filing Date :NA

(71)**Name of Applicant :**
1)Takemoto Yushi Kabushiki Kaisha
Address of Applicant :2-5 Minato-machi, Gamagori-shi, Aichi-ken, Japan Japan
(72)**Name of Inventor :**
1)Takashige Ohgai
2)Toshihiro Komuro

(57) Abstract :
This is to provide a processing agent for spinning viscose rayon which can sufficiently suppress occurrence of scum in high-speed spinning of the viscose rayonand can provide excellent processability in the respective spinning processes,and a processing methodof the viscose rayon, and the processing agent for spinning viscose rayon comprises a sulfate mentioned below as a component of a lubricant: Sulfate: at least one selected from the group consisting of a sulfate of fats and oils mentioned below, an amine salt of a sulfate of fats and oils mentioned below and an alkali metal salt of a sulfate of fats and oils mentioned below; Fats and oils: selected from the group consisting of castor oil, sesami oil, tall oil, soybean oil, rapeseed oil, palm oil, lard, beef tallow and whale oil.

No. of Pages : 28 No. of Claims : 7

(12) PATENT APPLICATION PUBLICATION
(19) INDIA
(22) Date of filing of Application :13/11/2014
(21) Application No.3589/MUM/2014 A
(43) Publication Date : 20/05/2016

(54) Title of the invention : A WATER DISPERSIBLE RAINFAST GRANULAR FORMULATION AND PROCESS OF MANUFACTURING THE SAME

(51) International classification :A01N25/14
(31) Priority Document No :NA
(32) Priority Date :NA
(33) Name of priority country :NA
(86) International Application No :PCT// /
Filing Date :01/01/1900
(87) International Publication No : NA
(61) Patent of Addition to Application Number :672/MUM/2005
Filed on :01/01/1900
(62) Divisional to Application Number :NA
Filing Date :NA

(71)**Name of Applicant :**
1)INDOFIL INDUSTRIES LIMITED
Address of Applicant :KALPATARU SQUARE, 4th FLOOR, KONDIVITA ROAD, OFF: ANDHERI-KURLA ROAD ANDHERI (E) MUMBAI-400,059 INDIA Maharashtra India
(72)**Name of Inventor :**
1)RAO, Jayprakash Gopalkrishnan
2)VISHWAKARMA, Sachin Premchand
3)PATIL, Jitendra Gajanan

(57) Abstract :
A water dispersible rainfast granular formulation of tricyclazole fungicide is provided. An improved dust-free process for producing tricyclazole formulation is also provided, which has better suspensibility when added to water, is more resistant to crushing, abrasion and disintegration upon storage, handling and transportation, rainfastness properties on application as compared to the conventional compositions.

No. of Pages : 32 No. of Claims : 9

(12) PATENT APPLICATION PUBLICATION
(19) INDIA
(22) Date of filing of Application :13/11/2014

(21) Application No.3590/MUM/2014 A
(43) Publication Date : 20/05/2016

(54) Title of the invention : A PROCESS FOR THE PREPARATION OF NUCLEOSIDE PHOSPHORAMIDATE

(51) International classification	:C07H19/16, C07H1/02, C07H19/06
(31) Priority Document No	:NA
(32) Priority Date	:NA
(33) Name of priority country	:NA
(86) International Application No	:NA
Filing Date	:NA
(87) International Publication No	: NA
(61) Patent of Addition to Application Number	:NA
Filing Date	:NA
(62) Divisional to Application Number	:NA
Filing Date	:NA

(71)**Name of Applicant :**
1)LUPIN LIMITED
Address of Applicant :159 CST Road, Kalina, Santacruz (East), Mumbai-400 098, State of Maharashtra, India Maharashtra India
(72)**Name of Inventor :**
1)SINGH, Girij, Pal;
2)SHRIVASTAVA, Dhananjai;
3)MEHARE, Kishor, Gulabrao;
4)MALIK, Vineet;
5)DEOKAR, Sharad, Chandrabhan;
6)DANGE, Abhijeet, Avinash;

(57) Abstract :
The present invention provides a novel process for the preparation of Sofosbuvir and its intermediates. The process comprises generation of compound of formula 3 and its deprotection to obtain Sofosbuvir.

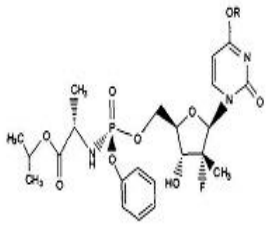

Forumla 3

No. of Pages : 16 No. of Claims : 13

(12) PATENT APPLICATION PUBLICATION
(19) INDIA
(22) Date of filing of Application :11/11/2014
(21) Application No.3560/MUM/2014 A
(43) Publication Date : 20/05/2016

(54) Title of the invention : SECURING DATA ON A COMPUTING SYSTEM

(51) International classification	:H04L29/08, G06F21/00
(31) Priority Document No	:NA
(32) Priority Date	:NA
(33) Name of priority country	:NA
(86) International Application No	:NA
Filing Date	:NA
(87) International Publication No	: NA
(61) Patent of Addition to Application Number	:NA
Filing Date	:NA
(62) Divisional to Application Number	:NA
Filing Date	:NA

(71)**Name of Applicant :**
1)TATA CONSULTANCY SERVICES LIMITED
Address of Applicant :Nirmal Building, 9th Floor, Nariman Point, Mumbai, Maharashtra 400021, India Maharashtra India
(72)**Name of Inventor :**
1)NALLAGONDA, Harshita Vani
2)CHAMARTY, Sitaram Venkata
3)MADDALI, Lakshmi Padmaja
4)GAURAVARAM, Praveen
5)R, Vigneswaran

(57) Abstract :
The present subject matter relates to securing data on a computing system (102). In an example, a request to execute an application instance of the application is received. After receiving the request a role to be associated with the application instance may be identified based on one of user inputs, an object-role mapping, and a set of rules. Further, the application is executable in a plurality of application instances and the role of the application instance is indicative of a nature of activity to be performed in the application instance. The identified role is then associated with the application instance. Based on the role, data pertaining to the application instance may be stored in a memory location allocated to the role of the application instance. Further, each role has a dedicated memory location.

No. of Pages : 34 No. of Claims : 20

(12) PATENT APPLICATION PUBLICATION
(19) INDIA
(22) Date of filing of Application :12/11/2014

(21) Application No.3561/MUM/2014 A
(43) Publication Date : 20/05/2016

(54) Title of the invention : SHOCK ABSORBER FOR TWO WHEELER

(51) International classification	:F16D3/78, B62M21/00, B62K25/28
(31) Priority Document No	:NA
(32) Priority Date	:NA
(33) Name of priority country	:NA
(86) International Application No	:NA
Filing Date	:NA
(87) International Publication No	: NA
(61) Patent of Addition to Application Number	:NA
Filing Date	:NA
(62) Divisional to Application Number	:NA
Filing Date	:NA

(71)**Name of Applicant :**
1)ENDURANCE TECHNOLOGIES PRIVATE LIMITED
Address of Applicant :E 93, M.I.D.C. INDUSTRIAL AREA, WALUJ, AURANGABAD-431136, MAHARASHTRA Maharashtra India
(72)**Name of Inventor :**
1)DINESH SRIRAM KALANI
2)NIZAR AHAMED
3)EJAZ SHAIKH
4)GIRISH KOKANE
5)RAVINDRA KHARUL

(57) Abstract :
The present subject matter discloses a shock absorber which generates damping force in only one of the two legs of the shock absorber while no viscous damping in the other. This optimized design negates the requirement of a number of components in the shock absorber leg that has no viscous damping. This also leads to reduction in production cycle time and also reduces the cost and weight of the shock absorber. The shock absorber of the present invention decreases the asymmetric loading that would otherwise be created by the use of only a single side damping assembly.

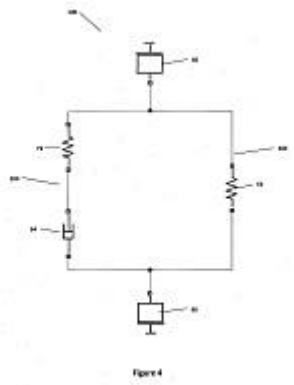

No. of Pages : 22 No. of Claims : 5

(12) PATENT APPLICATION PUBLICATION
(21) Application No.3566/MUM/2014 A
(19) INDIA
(22) Date of filing of Application :12/11/2014
(43) Publication Date : 20/05/2016

(54) Title of the invention : THE PAINT CONTAINING PAINT ROLLER AND METHOD OF SUPPLYING THE PAINT ON THE CLOTH MATERIAL OF ROLLER.

(51) International classification	: B05C17/02	(71)**Name of Applicant :** **1)SAVALE SUSHIL RAMESH** Address of Applicant :AT AND POST: TALANDAGE, TAL: HATKANANGALE, DIST: KOLHAPUR, STATE:- MAHARASHTRA, INDIA Maharashtra India
(31) Priority Document No	:NA	
(32) Priority Date	:NA	
(33) Name of priority country	:NA	
(86) International Application No	:NA	(72)**Name of Inventor :** **1)SAVALE SUSHIL RAMESH**
Filing Date	:NA	
(87) International Publication No	: NA	
(61) Patent of Addition to Application Number	:NA	
Filing Date	:NA	
(62) Divisional to Application Number	:NA	
Filing Date	:NA	

(57) Abstract :
The paint containing paint roller i and method of providing the paint on the cloth material 2 of roller 3 includes; a paint container 27, pipes 19, 19c & 19d with knob 34 which selects the pipe 19c or I9d as inlet pipe. A lever 20 which operates reciprocating pump 17 which supplies the liquid state paint to the cloth material 2 of paint roller I. The arrangement of one interna! gear 4, one external gear 9 and one idler gear 7 which gives the reciprocating motion to the pump 17 through the pins 5&6 provided on the internal gear 4, the pin 10b provided on the external gear 9 and the arm 30 provided on lever 20 . The rolling tube 12 with number of holes 31 and the cloth material 13 wounded on it which always makes contact with the cloth material 2 of paint roller 1. The tube 12 receives paint from pump 17 and the cloth material 2 absorbs it. The pumping action is obtained by rotating motion of roller 3 itself.

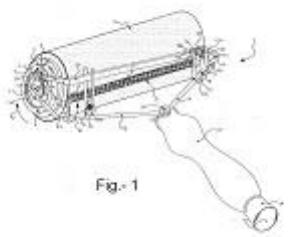

No. of Pages : 19 No. of Claims : 10

(12) PATENT APPLICATION PUBLICATION
(19) INDIA
(22) Date of filing of Application :19/11/2014

(21) Application No.3648/MUM/2014 A
(43) Publication Date : 20/05/2016

(54) Title of the invention : POWER GENERATION FROM AN IMPROVED TURBO AIR VENTILATOR

(51) International classification	: H02K9/06, H02K9/02	
(31) Priority Document No	:NA	
(32) Priority Date	:NA	
(33) Name of priority country	:NA	
(86) International Application No	:NA	
Filing Date	:NA	
(87) International Publication No	: NA	
(61) Patent of Addition to Application Number	:NA	
Filing Date	:NA	
(62) Divisional to Application Number	:NA	
Filing Date	:NA	

(71)**Name of Applicant :**
1)PARUL AROGYA SEVA MANDAL
Address of Applicant :PARUL GROUP OF INSTITUTES, PARUL INSTITUTE OF ENGINEERING & TECHNOLOGY, DEPARTMENT OF MECHANICAL ENGINEERING, P.O: LIMDA, TA: WAGHODIA, DIST: VADODARA-391760, GUJARAT, INDIA. Gujarat India
(72)**Name of Inventor :**
1)LATHIYA, RAVI
2)KACHHADIYA, KAMISH
3)DOBARIYA, DUSHYANT
4)PATIL, PRAFUL
5)PANCHAL, SANKET

(57) Abstract :
Modern roof air ventilator operates independently and works on natural wind pressure difference. In addition to the basic feature of the ventilator, in this invention, an additional advantage has been incorporated by making it produce electrical energy. When wind exists, the ventilator automatically rotates and facilities are made such that it can produce electrical energy as well. Further, the design of the top cover plate is changed by providing the original flat plate with vertical curved fins, and also providing extra blades on the periphery of the ventilator, so that when air strikes, the speed of the ventilator is increased. This in turn helps improve the electrical energy at output.

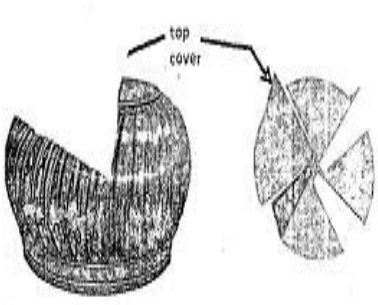

Figure 1: Top cover plate

No. of Pages : 10 No. of Claims : 4

(12) PATENT APPLICATION PUBLICATION
(19) INDIA
(22) Date of filing of Application :19/11/2014
(21) Application No.3649/MUM/2014 A
(43) Publication Date : 20/05/2016

(54) Title of the invention : DESIGN AND DEVELOPMENT OF AGRICULTURE MULTI MOTION MULTICUTTER MACHINE

(51) International classification	:B26D5/14, B26D5/08, B26D11/00
(31) Priority Document No	:NA
(32) Priority Date	:NA
(33) Name of priority country	:NA
(86) International Application No	:NA
Filing Date	:NA
(87) International Publication No	: NA
(61) Patent of Addition to Application Number	:NA
Filing Date	:NA
(62) Divisional to Application Number	:NA
Filing Date	:NA

(71)**Name of Applicant :**
1)PARUL AROGYA SEVA MANDAL
Address of Applicant :PARUL GROUP OF INSTITUTES, PARUL INSTITUTE OF ENGINEERING & TECHNOLOGY, DEPARTMENT OF MECHANICAL ENGINEERING, P.O: LIMDA, TA: WAGHODIA, DIST: VADODARA-391760, GUJARAT, INDIA. Gujarat India
(72)**Name of Inventor :**
1)PAGHDAL, AKASH
2)GHELANI, VISHAL
3)VADHER, HEMENDRA
4)NEHE, MANOJ

(57) Abstract :
Objective of this invention is to develop an agriculture machine which can perform various cutting operations on crops, trees and lawns etc in desired directions. The machine is operated by the motor and the rotary motion is converted to reciprocating motion with the help of 'slider crank-mechanism'; so that one can achieve multiple tasks using a single machine. This tool is very cost effective because one can utilize this machine for cutting various kinds of items mentioned above. For cutting various kinds of objects different kinds of cutting tools are used, which we can adjust as per requirement. Main parameters while designing this machine are the cutting tools, motor rpm (revolutions per minute), gear box and jack design. At present different types of mechanisms or machines are used for different agricultural cutting purposes like cutting of crops, trees and lawns etc, but inventors have disclosed here a portable and compact machine that includes all the stated operations with minimum cost.

No. of Pages : 17 No. of Claims : 10

(12) PATENT APPLICATION PUBLICATION
(21) Application No.3627/MUM/2014 A
(19) INDIA
(22) Date of filing of Application :18/11/2014
(43) Publication Date : 20/05/2016

(54) Title of the invention : AN IMPROVED PROCESS FOR THE PREPARATION OF PHARMACOPOEIAL GRADE INTERFERON ALPHA 2B

(51) International classification	:A61K38/21, A61K38/00, C12N15/21, C07K	(71)**Name of Applicant :** **1)UNICHEM LABORATORIES LIMITED** Address of Applicant :UNICHEM BHAVAN, PRABHAT ESTATE, OFF. S. V. ROAD, JOGESHWARI (W), MUMBAI - 400 102, MAHARASHTRA, INDIA. Maharashtra India
(31) Priority Document No	:NA	
(32) Priority Date	:NA	(72)**Name of Inventor :**
(33) Name of priority country	:NA	**1)DR. SANJEEV KUMAR SHARMA**
(86) International Application No	:NA	**2)MR. SURYA BHUSHAN KUMAR**
Filing Date	:NA	**3)MR. ROHAN PARAB**
(87) International Publication No	: NA	**4)MR. MOHANISH KANKONKAR**
(61) Patent of Addition to Application Number	:NA	**5)MS. CONCHITA D'SOUZA**
Filing Date	:NA	**6)DR. SACHIN BACHATE**
(62) Divisional to Application Number	:NA	**7)DR. RATNESH SHARMA**
Filing Date	:NA	

(57) Abstract :
The present invention relates to a simple and scalable process for the production of pharmacopoeial grade Interferon alpha 2b by fed-batch fermentation followed by purification using chromatography techniques. The invention also relates to the recombinant expression of interferon alpha 2b in soluble form by fermentation to obtain high yields. The process involves clarification and chromatographic steps for the purification of Interferon alpha 2b.

No. of Pages : 25 No. of Claims : 21

(12) PATENT APPLICATION PUBLICATION
(19) INDIA
(22) Date of filing of Application :18/11/2014
(21) Application No.3628/MUM/2014 A
(43) Publication Date : 20/05/2016

(54) Title of the invention : AN IMPROVED PROCESS FOR THE PURIFICATION OF INTERFERON ALPHA 2B EXPRESSED IN SOLUBLE FORM IN E COLI

(51) International classification	: C12N15/70, C12N15/62, C07K14/56, C12
(31) Priority Document No	:NA
(32) Priority Date	:NA
(33) Name of priority country	:NA
(86) International Application No	:NA
Filing Date	:NA
(87) International Publication No	: NA
(61) Patent of Addition to Application Number	:NA
Filing Date	:NA
(62) Divisional to Application Number	:NA
Filing Date	:NA

(71)**Name of Applicant :**
1)UNICHEM LABORATORIES LIMITED
Address of Applicant :UNICHEM BHAVAN, PRABHAT ESTATE, OFF S. V. ROAD, JOGESHWARI (W), MUMBAI-400 102, MAHARASHTRA, INDIA. Maharashtra India
(72)**Name of Inventor :**
1)DR. SANJEEV KUMAR SHARMA
2)MR. SURYA BHUSHAN KUMAR
3)MR. MOHANISH KANKONKAR

(57) Abstract :
The present invention relates to a simple and scalable process for the purification of crude refolded or soluble Interferon alpha 2b. The process involves clarification and chromatographic steps to obtain Interferon alpha 2b in highly pure form.

No. of Pages : 16 No. of Claims : 7

(12) PATENT APPLICATION PUBLICATION
(19) INDIA
(22) Date of filing of Application :18/11/2014
(21) Application No.3629/MUM/2014 A
(43) Publication Date : 20/05/2016

(54) Title of the invention : IMPROVED HIGH CELL DENSITY FERMENTATION PROCESS FOR HIGH YIELD AND SOLUBLE EXPRESSION OF RECOMBINANT INTERFERON ALPHA 2B IN E COLI

(51) International classification	:C07K14/435, C07K14/56
(31) Priority Document No	:NA
(32) Priority Date	:NA
(33) Name of priority country	:NA
(86) International Application No	:NA
Filing Date	:NA
(87) International Publication No	: NA
(61) Patent of Addition to Application Number	:NA
Filing Date	:NA
(62) Divisional to Application Number	:NA
Filing Date	:NA

(71)**Name of Applicant :**
1)UNICHEM LABORATORIES LIMITED
Address of Applicant :UNICHEM BHAVAN, PRABHAT ESTATE, OFF. S. V. ROAD, JOGESHWARI (W), MUMBAI - 400 102, MAHARASHTRA, INDIA. Maharashtra India
(72)**Name of Inventor :**
1)DR. SANJEEV KUMAR SHARMA
2)MR. ROHAN PARAB

(57) Abstract :
The present invention relates to the high yielding process of recombinant expression of interferon alpha 2b in soluble form by fermentation of recombinant E coli cells in a fermentation medium at low temperature during induction phase with specific feeding rates.

No. of Pages : 15 No. of Claims : 12

(12) PATENT APPLICATION PUBLICATION
(21) Application No.3630/MUM/2014 A
(19) INDIA
(22) Date of filing of Application :18/11/2014
(43) Publication Date : 20/05/2016

(54) Title of the invention : A ONE POT PROCESS FOR THE PREPARATION OF TERIFLUNOMIDE

(51) International classification :C07C253/30, C07C255/23
(31) Priority Document No :NA
(32) Priority Date :NA
(33) Name of priority country :NA
(86) International Application No :NA
Filing Date :NA
(87) International Publication No : NA
(61) Patent of Addition to Application Number :NA
Filing Date :NA
(62) Divisional to Application Number :NA
Filing Date :NA

(71)**Name of Applicant :**
1)UNICHEM LABORATORIES LIMITED
Address of Applicant :UNICHEM BHAVAN, PRABHAT ESTATE, OFF. S. V. ROAD, JOGESHWARI (W), MUMBAI-400 102, MAHARASHTRA, INDIA. Maharashtra India
(72)**Name of Inventor :**
1)DHANANJAY G SATHE
2)DEVIDAS M PATIL
3)RAHUL A BHAGWATKAR

(57) Abstract :
The present invention relates to a one pot process for the preparation of Teriflunomide of formula (I). Teriflunomide is produced without isolation of Leflunomide of formula (II). Substantially lesser quantities of chlorinating agent is used to prepare acid chloride of the formula (IV).

No. of Pages : 18 No. of Claims : 10

(12) PATENT APPLICATION PUBLICATION
(19) INDIA
(22) Date of filing of Application :19/11/2014

(21) Application No.3644/MUM/2014 A
(43) Publication Date : 20/05/2016

(54) Title of the invention : AN IMPROVED METHOD OF MONITORING AND CONTROLLING INDUSTRIAL REAL TIME PARAMETERS THROUGH A WIRELESS DEVICE

(51) International classification	:G05B23/02, G05B19/418, G06F3/01,
(31) Priority Document No	:NA
(32) Priority Date	:NA
(33) Name of priority country	:NA
(86) International Application No	:NA
Filing Date	:NA
(87) International Publication No	: NA
(61) Patent of Addition to Application Number	:NA
Filing Date	:NA
(62) Divisional to Application Number	:NA
Filing Date	:NA

(71)**Name of Applicant :**
1)PARUL AROGYA SEVA MANDAL
Address of Applicant :PARUL GROUP OF INSTITUTES, PARUL INSTITUTE OF ENGINEERING & TECHNOLOGY, DEPARTMENT OF ELECTRONICS AND COMMUNICATION ENGINEERING, P.O. LIMDA, TA. WAGHODIA, DIST: VADODARA-391760, GUJARAT, INDIA. Gujarat India
(72)**Name of Inventor :**
1)JOSHI, HARSH
2)GHARGE, ANURADHA

(57) Abstract :
Today industrial systems require many parameters to be controlled and monitored. Developed industry mostly uses SCADA system, but in small industries, sometimes, it is required to control, monitor and convey real time values of certain parameters, such as temperature, pressure, current, voltage etc., out of plant premises for further processing. In this module peer to peer communication and one to many communications have been implemented using number of ZigBees. Temperature and electrical system parameters like voltage, current and distance were measured by ZigBee and were compared with data obtained from Bluetooth. The ultimate . goal is to reduce the hardware cost, which has been realized in this invention.

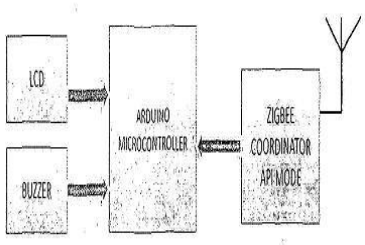

Figure 1:- Block diagram of receiver

No. of Pages : 14 No. of Claims : 6

(12) PATENT APPLICATION PUBLICATION
(19) INDIA
(22) Date of filing of Application :17/11/2014
(21) Application No.3618/MUM/2014 A
(43) Publication Date : 20/05/2016

(54) Title of the invention : SEED INTEGRATED DRIP IRRIGATION SYSTEM

(51) International classification	:A01G13/00, A01G25/02, A01G1/00
(31) Priority Document No	:NA
(32) Priority Date	:NA
(33) Name of priority country	:NA
(86) International Application No	:NA
Filing Date	:NA
(87) International Publication No	: NA
(61) Patent of Addition to Application Number	:NA
Filing Date	:NA
(62) Divisional to Application Number	:NA
Filing Date	:NA

(71)**Name of Applicant :**
1)Shriram Madhukar Joshi
Address of Applicant :B1, Ganesh Complex, Manikbaug, Sinhagad Road Pune-4110 51, Maharashtra, India Maharashtra India
2)Aryan Shriram Joshi
(72)**Name of Inventor :**
1)Shriram Madhukar Joshi
2)Aryan Shriram Joshi

(57) Abstract :
Disclosed is a seed integrated drip irrigation system (100). The seed integrated drip irrigation system (100) comprises a drip pipe (10) and a seed pipe (20) with a joining area (30) there between to form a single drip tape unit (50). The seed integrated drip irrigation system (100) reduces seed consumption per acre, achieves equal space between the crops and reduces installation/sowing cost of the farmer. Figure 1

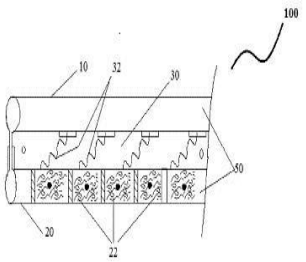

Figure 1

No. of Pages : 11 No. of Claims : 9

(12) PATENT APPLICATION PUBLICATION
(19) INDIA
(22) Date of filing of Application :19/11/2014
(21) Application No.3667/MUM/2014 A
(43) Publication Date : 20/05/2016

(54) Title of the invention : BLISTER WALLET PACKING FOR PHARMACEUTICAL TABLET

(51) International classification	:B65D5/54, B65D5/42
(31) Priority Document No	:NA
(32) Priority Date	:NA
(33) Name of priority country	:NA
(86) International Application No	:PCT// /
Filing Date	:01/01/1900
(87) International Publication No	: NA
(61) Patent of Addition to Application Number	:27/MUM/2014
Filed on	:01/01/1900
(62) Divisional to Application Number	:NA
Filing Date	:NA

(71)**Name of Applicant :**
1)S KANT HEALTHCARE LTD.
Address of Applicant :3 - A, Shivsagar Estate, Dr. Annie Besant Road, Worli, Mumbai 400 018, Maharashtra, India. Maharashtra India
(72)**Name of Inventor :**
1)SHAH, Samir Jayantilal
2)SHAH, Kalpesh Kirtilal

(57) Abstract :
Abstract: A novel blister wallet packing for pharmaceutical tablet, facilitating patient compliance is disclosed herein. The blister wallet comprises a blister containing the tablets, and a wallet enclosing the blister and displaying dosage information. Rear side of the wallet is divided into linear horizontal perforations in which each of the perforation encloses the group of tablets according to the dosage requirement per day. The tablets are dispensed by peeling off the perforations. The blister wallet packing is designed to communicate to the patient / user to dispense and consume the tablets as per the dosage requirement.

No. of Pages : 8 No. of Claims : 3

(12) PATENT APPLICATION PUBLICATION
(21) Application No.3682/MUM/2014 A
(19) INDIA
(22) Date of filing of Application :20/11/2014
(43) Publication Date : 20/05/2016

(54) Title of the invention : JADE BASED SOLUTION FOR HEALTHCARE SYSTEM

(51) International classification	: A47C3/16, A61M37/00, A61N5/06, A61H7	(71)**Name of Applicant :** **1)SHARMILA RATHOD** Address of Applicant :A/503, LAXMI PRADISE, MIRA ROAD, THANE 401107 Maharashtra India
(31) Priority Document No	:NA	(72)**Name of Inventor :** **1)SHARMILA RATHOD**
(32) Priority Date	:NA	
(33) Name of priority country	:NA	
(86) International Application No	:NA	
Filing Date	:NA	
(87) International Publication No	: NA	
(61) Patent of Addition to Application Number	:NA	
Filing Date	:NA	
(62) Divisional to Application Number	:NA	
Filing Date	:NA	

(57) Abstract :
The focus of this invention is to develop and deploy a JADE based Mobile Agent with heterogeneous Multi- Database decision making for a catastrophe healthcare system. In the system there a main container called a transmit node acting as a main container in jade. And there are some non-main containers namely a ambulatory host, medical history node, road status node(website), and for experimental base three different hospitals as three different nodes. All these hospitals are three heterogeneous node having different database and different operating systems.

No. of Pages : 7 No. of Claims : 10

(12) PATENT APPLICATION PUBLICATION
(19) INDIA
(22) Date of filing of Application :20/11/2014
(21) Application No.3683/MUM/2014 A
(43) Publication Date : 20/05/2016

(54) Title of the invention : HOME WATER FILTRATION MACHINE.

(51) International classification	: C02F1/44, C02F103/04, C02F9/02
(31) Priority Document No	:NA
(32) Priority Date	:NA
(33) Name of priority country	:NA
(86) International Application No	:NA
Filing Date	:NA
(87) International Publication No	: NA
(61) Patent of Addition to Application Number	:NA
Filing Date	:NA
(62) Divisional to Application Number	:NA
Filing Date	:NA

(71)**Name of Applicant :**
1)GHODAKE SATWASHIL NANDAKUMAR
Address of Applicant :BLDG. NO.33/9, SCHEME-06, SECTOR-21, YAMUNANAGAR, NIGDI, PUNE-411044, MAHARASHTRA, INDIA. Maharashtra India
(72)**Name of Inventor :**
1)GHODAKE SATWASHIL NANDAKUMAR

(57) Abstract :
Home water filtration machine is useful in home kitchen for filtration process of tap water. In this machine box type structure is use as filter unit. Untreated tap water is come in this filter unit through inlet pipe. Filtered water is discharge from outlet pipe of filter unit and suspended solid particle collected at bottom of filter unit. This filtration unit can be filtrate very small quantity of water with very less wastage of water. In this filtration unit cotton cloth is use as filtration membrane and wraps around two wheels. Untreated water falls on cotton cloth. Due to porous in cotton cloth and gravitational force only water can is passes through cotton cloth. Solid suspended particle remains on cotton cloth again here rotation of wheel cotton cloth rotate toward down side Solid suspended particle fail down below side of filter unit.

No. of Pages : 12 No. of Claims : 6

(12) PATENT APPLICATION PUBLICATION
(19) INDIA
(22) Date of filing of Application :20/11/2014

(21) Application No.3684/MUM/2014 A
(43) Publication Date : 20/05/2016

(54) Title of the invention : HOME MILK BOILING MACHINE

(51) International classification	: A47J31/00	
(31) Priority Document No	:NA	
(32) Priority Date	:NA	
(33) Name of priority country	:NA	
(86) International Application No	:NA	
Filing Date	:NA	
(87) International Publication No	: NA	
(61) Patent of Addition to Application Number	:NA	
Filing Date	:NA	
(62) Divisional to Application Number	:NA	
Filing Date	:NA	

(71)**Name of Applicant :**
1)GHODAKE SATWASHIL NANDAKUMAR
Address of Applicant :BLDG. NO.33/9, SCHEME-06, SECTOR-21, YAMUNANAGAR, NIGDI, PUNE-411044, MAHARASHTRA, INDIA. Maharashtra India
(72)**Name of Inventor :**
1)GHODAKE SATWASHIL NANDAKUMAR

(57) Abstract :
Home milk boiling machine is useful in home kitchen for boiling of milk. Main function of this machine is when milk boil up to boiling temperature than this machine avoid spilling action of milk. Also this machine milk keeps away from spoiling action. In this machine milk pan and milk pan carrier design in a such way that milk pan can be easily put inside of the machine and also milk pan can be easily remove from machine. Milk pan is washable outside of machine and use full for next fresh milk boiling process. Also milk pan carrier structure design in such way that milk is falling automatically from milk pan to milk cup without using any valve for this process.

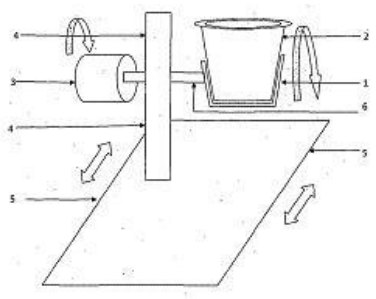

No. of Pages : 10 No. of Claims : 4

(12) PATENT APPLICATION PUBLICATION
(19) INDIA
(22) Date of filing of Application :20/11/2014

(21) Application No.3691/MUM/2014 A
(43) Publication Date : 20/05/2016

(54) Title of the invention : AN IMPROVED PROCESS FOR THE PREPARATION OF IBRUTINIB

(51) International classification	: C07D487/04
(31) Priority Document No	:NA
(32) Priority Date	:NA
(33) Name of priority country	:NA
(86) International Application No	:NA
Filing Date	:NA
(87) International Publication No	: NA
(61) Patent of Addition to Application Number	:NA
Filing Date	:NA
(62) Divisional to Application Number	:NA
Filing Date	:NA

(71)**Name of Applicant :**
1)ALEMBIC PHARMACEUTICALS LIMITED
Address of Applicant :Alembic Research Centre, Alembic Road, Vadodara-390 003, Gujarat, India. Gujarat India
(72)**Name of Inventor :**
1)Gandhi, Ojas
2)Vohra, Irfan
3)Rathod, Dhiraj
4)Singh, Manojkumar
5)Jayaraman, Venkat Raman

(57) Abstract :
The present invention relates to the process of the compounds that are useful as medicaments, for instance Bruton's tyrosine kinase (Btk) inhibitors such as ibrutinib compound of formula I.

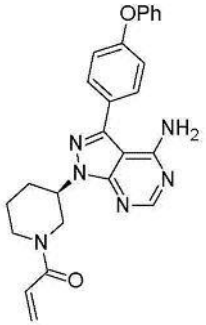

Formula I

No. of Pages : 22 No. of Claims : 14

(12) PATENT APPLICATION PUBLICATION
(19) INDIA
(22) Date of filing of Application :03/04/2015

(21) Application No.1418/MUM/2015 A
(43) Publication Date : 20/05/2016

(54) Title of the invention : COMPACT SORTING DEVICE FOR SORTING A MATERIAL MIXTURE

(51) International classification :B03C1/30; B07B1/14; B07B1/15
(31) Priority Document No :20 2014 101 687.2
(32) Priority Date :09/04/2014
(33) Name of priority country :Germany
(86) International Application No :NA
Filing Date :NA
(87) International Publication No : NA
(61) Patent of Addition to Application Number :NA
Filing Date :NA
(62) Divisional to Application Number :NA
Filing Date :NA

(71)**Name of Applicant :**
1)G¼nther Holding GmbH & Co. KG
Address of Applicant :Im Tiegel 7 36367 Wartenberg, Germany Germany
(72)**Name of Inventor :**
1)Bernhard GNTHER
2)Matthias STERNSTEIN
3)Markus WE

(57) Abstract :
A sorting device for sorting a material mixture into fractions of different grain, wherein the sorting device can be driven or transported by road or rail and comprises: (a) a frame (1); (b) sorting rollers (5) which are supported on the frame (1) and arranged alongside each other such that they can be rotary-driven and which together form a roller screen (6) for sorting the material mixture into a fine grain which falls through the roller screen (6) and an oversize grain which can be conveyed by the sorting rollers (5) in a roller conveying direction (Y)over a side edge of the roller screen (6); (c) anoversize grain conveyor and collector (12), arranged below the sorting rollers (5), for removing or collecting the oversize grain conveyed over the side edge of the roller screen (6); (d) and a channelling means (20) which extends along the side edge and is inclined in an operating position towards the oversize grain conveyor and collector (12), at least in sections, between an upper region, which faces the side edge at a distance, and a lower region which is near the oversize grain conveyor and collector (12), in order to channel oversize grain, which is conveyed over the side edge of the roller screen (6) in the roller conveying direction (Y), downwards to the oversize grain conveyor and collector (12).

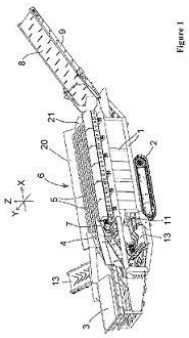

Figure 1

No. of Pages : 49 No. of Claims : 23

(12) PATENT APPLICATION PUBLICATION
(19) INDIA
(22) Date of filing of Application :07/11/2014
(21) Application No.3504/MUM/2014 A
(43) Publication Date : 20/05/2016

(54) Title of the invention : COMPOSITION AND METHOD FOR TREATING URINARY TRACT INFECTION

(51) International classification	:A61P13/02, A61K9/48
(31) Priority Document No	:NA
(32) Priority Date	:NA
(33) Name of priority country	:NA
(86) International Application No	:NA
Filing Date	:NA
(87) International Publication No	: NA
(61) Patent of Addition to Application Number	:NA
Filing Date	:NA
(62) Divisional to Application Number	:NA
Filing Date	:NA

(71)**Name of Applicant :**
1)ASOLUTION PHARMACEUTICALS PVT. LTD.
Address of Applicant :11-A MITTAL CHAMBERS, NARIMAN POINT MUMBAI, INDIA 400021. Maharashtra India
(72)**Name of Inventor :**
1)DR. NANDKUMAR CHODANKAR
2)DR. LAXMI CHODANKAR

(57) Abstract :
The present invention relates to a composition for targeted drug delivery system like intra-vaginal delivery or rectal delivery systems using medicated devices for treatment of the urinary tract infections.

No. of Pages : 19 No. of Claims : 10

(12) PATENT APPLICATION PUBLICATION
(19) INDIA
(22) Date of filing of Application :02/04/2015

(21) Application No.1411/MUM/2015 A
(43) Publication Date : 20/05/2016

(54) Title of the invention : POULTRY PROCESSING APPARATUS

(51) International classification :A22B7/00, A22C21/00
(31) Priority Document No :2012678
(32) Priority Date :24/04/2014
(33) Name of priority country :Netherlands
(86) International Application No :NA
Filing Date :NA
(87) International Publication No : NA
(61) Patent of Addition to Application Number :NA
Filing Date :NA
(62) Divisional to Application Number :NA
Filing Date :NA

(71)**Name of Applicant :**
1)Meyn Food Processing Technology B.V.
Address of Applicant :Westeinde 6, NL-1511 MA OOSTZAAN, the Netherlands. Netherlands
(72)**Name of Inventor :**
1)Van Hillo, Eric Adriaan
2)Waasdijk, Martinus Casper Melchior Balthasar

(57) Abstract :
Poultry processing apparatus for removing legs from a saddle obtained from a poultry carcass, said saddle comprising a poultry back portion and two legs connected thereto, comprising a suspension conveyor for moving the saddle suspended by the legs in a conveying direction, a surface conveyor for engaging with and conveying the back portion of the saddle, and an upper guide rail or rails substantially following at least a part of the surface conveyor™s outer circumference away from the suspension conveyor, therewith defining a gap between said surface conveyor and said upper guide rail or rails which is equipped to receive the saddles back portion, wherein adjacent to the surface conveyor a support guide or guides are provided to support the back portion of the saddle while it is being conveyed by the surface conveyor.

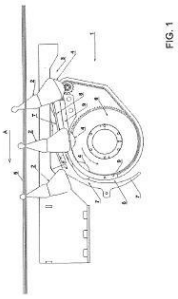
FIG. 1

No. of Pages : 11 No. of Claims : 10

(12) PATENT APPLICATION PUBLICATION
(21) Application No.3572/MUM/2014 A
(19) INDIA
(22) Date of filing of Application :13/11/2014
(43) Publication Date : 20/05/2016

(54) Title of the invention : ADJUSTABLE GROUND CLEARANCE MECHANISM

(51) International classification	:A01M7/00, B05B15/06, B05B15/04
(31) Priority Document No	:NA
(32) Priority Date	:NA
(33) Name of priority country	:NA
(86) International Application No	:NA
Filing Date	:NA
(87) International Publication No	: NA
(61) Patent of Addition to Application Number	:NA
Filing Date	:NA
(62) Divisional to Application Number	:NA
Filing Date	:NA

(71)**Name of Applicant :**
1)UMESH KASHIRAM SAKPAL
Address of Applicant :HOUSE NO.44, VILLAGE & POST: AMBAYE, SAKPAL WADI, TALUKA: KHED, DISTRICT: RATNAGIRI, MAHARASHTRA, INDIA. Maharashtra India
2)ANURAG OMPRAKASH DHIMAN
(72)**Name of Inventor :**
1)VENKAT REDDY VOOTKUR

(57) Abstract :
An adjustable ground clearance mechanism for vehicle comprising an outer bracket consisting of two plates in parallel, each in the shape of an arc, an inner bracket consisting of two plates in parallel, a gear tool,teeth are provided on the curved edge of one of the plates of the outer bracket to mesh with a gear, six pairs of holes are provided on the plates of the outer bracket,one pair of holes being used for mounting of Fox shocks, two pairs of holes being used for bolting the outer bracket to the inner bracket,three pairs of holes being spared for ground clearance adjustment,three pair of holes provided on the plates of the inner bracket,the lower two pairs of holes being used for bolting the outer bracket with the inner bracket ,a passage is formed due to the upper most pair of holes in the inner brackets for the gear to pass through and mess with the outer brackets. To adjust the ground clearance the bolt passing through hole 1 is removed and bolt passing through hole 2 is loosened , the gear tool is inserted in the top most hole of the inner bracket and it engages with the outer bracket as shown in the figure 4 and 9, a lever or a spanner is used at the end of the gear tool to rotate it in such a way that hole #3 matches with the hole of the inner bracket, thus the ground clearance is lowered by 33 mm, the bolt is inserted in hole #3 and tightened and the other bolt is also tightened.

No. of Pages : 18 No. of Claims : 7

(12) PATENT APPLICATION PUBLICATION
(19) INDIA
(22) Date of filing of Application :13/11/2014
(21) Application No.3578/MUM/2014 A
(43) Publication Date : 20/05/2016

(54) Title of the invention : NON CONCEALED THREE FUNCTION SINGLE WATER INLET SHOWER OR RAIN SHOWER

(51) International classification :A47K3/28
(31) Priority Document No :NA
(32) Priority Date :NA
(33) Name of priority country :NA
(86) International Application No :NA
Filing Date :NA
(87) International Publication No : NA
(61) Patent of Addition to Application Number :NA
Filing Date :NA
(62) Divisional to Application Number :NA
Filing Date :NA

(71)**Name of Applicant :**
1)MR. SURENDRA UTTAMCHAND JAIN
Address of Applicant :A/302, SRI SAI TOWER SODAWALA LANE, BORIVALI (WEST), MUMBAI Maharashtra India
(72)**Name of Inventor :**
1)MR. SURENDRA UTTAMCHAND JAIN

(57) Abstract :
A non concealed multi three single water inlet shower or bathing shower comprising of single water inlet, brackets for hanging and multi functions which works on low pressure and suitable to comply with any type of wall mixer, bath mixer and diverter which can be installed without fixing any part inside the wall. The fixing can be done by brackets. The device can be comply with any type of wall mixer or bath mixer. The hangers and the panels are fixed on the wall with screws. The head shower is installed to the wall alongwith the hanger which is matched with each other.

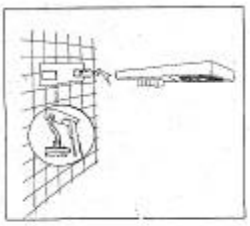

No. of Pages : 9 No. of Claims : 6

(12) PATENT APPLICATION PUBLICATION
(19) INDIA
(22) Date of filing of Application :30/01/2013

(21) Application No.1044/CHENP/2013 A
(43) Publication Date : 20/05/2016

(54) Title of the invention : METHOD AND SYSTEM FOR CONTROLLING THE LUMINOUS FLUX OF A LIGHTING ARRANGEMENT

(51) International classification :H05B37/02
(31) Priority Document No :10170247.0
(32) Priority Date :21/07/2010
(33) Name of priority country :EPO
(86) International Application No :PCT/IB2011/053220
Filing Date :19/07/2011
(87) International Publication No :WO 2012/011057
(61) Patent of Addition to Application Number :NA
Filing Date :NA
(62) Divisional to Application Number :NA
Filing Date :NA

(71)**Name of Applicant :**
1)KONINKLIJKE PHILIPS ELECTRONICS N.V.
Address of Applicant :Groenewoudseweg 1 NL 5621 BA Eindhoven Netherlands
2)PHILIPS INTELLECTUAL PROPERTY & STANDARDS GMBH
(72)**Name of Inventor :**
1)WENDT Matthias
2)LUERKENS Peter

(57) Abstract :
The invention relates to a method for controlling the luminous flux of a lighting arrangement (3) for illuminating the interior of a building (5) wherein the lighting arrangement (3) comprises at least one artificial lighting device (17) which artificial lighting device (17) is supplied with electrical power by a power source system (9) comprising a first power source (11) being a photovoltaic device (13) for generating electrical power and an access to at least one second power source (15) the method comprising the steps of: pre selecting a luminous flux characteristic curve (47 49) which specifies a monotonically increasing dependence of the luminous flux of the artificial lighting device (17) on the light intensity outside the building (5); Determining the light intensity outside the building (5); and Supplying the at least one artificial lighting device (17) with the electrical power required for generating the luminous flux according to said selected luminous flux characteristic curve (47 49) wherein the photovoltaic device (13) has a power contribution to said amount of required electrical power. The invention further relates to a corresponding photovoltaic lighting system (1) and a data storage device encoding a program to perform the method.

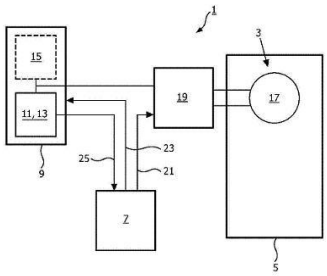

No. of Pages : 18 No. of Claims : 14

(12) PATENT APPLICATION PUBLICATION
(19) INDIA
(22) Date of filing of Application :30/01/2013

(21) Application No.1045/CHENP/2013 A
(43) Publication Date : 20/05/2016

(54) Title of the invention : A LIGHTING MODULE USABLE AS A TOOL FOR CONNECTING/DISCONNECTING ANOTHER LIGHTING MODULE

(51) International classification	:F21V19/04,F21K99/00,F21Y101/02
(31) Priority Document No	:10170230.6
(32) Priority Date	:21/07/2010
(33) Name of priority country	:EPO
(86) International Application No	:PCT/IB2011/053186
Filing Date	:18/07/2011
(87) International Publication No	:WO 2012/011041
(61) Patent of Addition to Application Number	:NA
Filing Date	:NA
(62) Divisional to Application Number	:NA
Filing Date	:NA

(71)**Name of Applicant :**
1)KONINKLIJKE PHILIPS ELECTRONICS N.V.
Address of Applicant :Groenewoudseweg 1 NL 5621 BA Eindhoven Netherlands
(72)**Name of Inventor :**
1)DEURENBERG Peter Hubertus Franciscus
2)DINGEMANS Antonius Petrus Marinus
3)CREUSEN Martinus Petrus
4)KESER Merijn
5)BEMBRIDGE Mathew Lee
6)JANSSEN Dick Joep Marco

(57) Abstract :
A lighting module (1) having a connection end (2) for connection to a lamp holder (3) and a light output end (4) for outputting light wherein the lighting module (1) at the light output end (4) is provided with a mechanical interface comprising first (6) and second (7) protrusions extending in a direction parallel with a longitudinal axis (13) of the lighting module and being configured to interact with corresponding protrusions (6 7) on an identical mechanical interface to transfer at least one of a rotational force and a pulling force to the lighting module (1) so that a device (1) provided with such an identical mechanical interface can be used as a tool for connecting/disconnecting the lighting module (1). An advantage is that it is possible to utilize one lighting module as a tool to connect/disconnect another lighting module from a lamp holder.

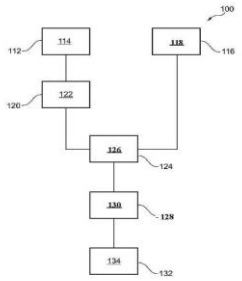

FIG. 2

No. of Pages : 14 No. of Claims : 10

(12) PATENT APPLICATION PUBLICATION
(19) INDIA
(22) Date of filing of Application :16/01/2013
(21) Application No.213/CHE/2013 A
(43) Publication Date : 20/05/2016

(54) Title of the invention : VEHICLE EMISSION TESTING AND TOLL COLLECTION SYSTEM

(51) International classification :G01N
(31) Priority Document No :13/352,683
(32) Priority Date :18/01/2012
(33) Name of priority country :U.S.A.
(86) International Application No :NA
Filing Date :NA
(87) International Publication No : NA
(61) Patent of Addition to Application Number :NA
Filing Date :NA
(62) Divisional to Application Number :NA
Filing Date :NA

(71)**Name of Applicant :**
1)XEROX CORPORATION
Address of Applicant :45 GLOVER AVENUE, P.O. BOX 4505, NORWALK, CONNECTICUT 06856-4505 U.S.A.
(72)**Name of Inventor :**
1)GEORGE C. CARDOSO
2)MESTHA, LALIT, K.

(57) Abstract :
What is disclosed is a system and method for testing a motorized vehicles exhaust emissions in a non-controlled emissions testing environment. In one embodiment, the present system comprises a toll collection structure having a sensor for obtaining information about a registered owner of a motor vehicle and about the motor vehicle itself, as the vehicle travels on a lane which passes through the structure. At least one emissions detector, which is fixed to the toll collection structure, performs an emissions test on the vehicle by analyzing an exhaust plume emitted by the vehicle. Speed/acceleration of the vehicle is also measured. In various embodiments hereof, the emissions detector comprises a combination of dispersive or non-dispersive infrared detector and a dispersive or non-dispersive ultraviolet detector. Emissions data collected is automatically compared to emissions standards and an authority is notified if that the vehicle does not meet those standards. Various embodiments are disclosed.

No. of Pages : 31 No. of Claims : 10

(12) PATENT APPLICATION PUBLICATION
(19) INDIA
(22) Date of filing of Application :30/01/2013

(21) Application No.1051/CHENP/2013 A
(43) Publication Date : 20/05/2016

(54) Title of the invention : ADAPTIVE ROADMAPPING

(51) International classification :A61B6/12,G06T7/00,A61B19/00
(31) Priority Document No :10305792.3
(32) Priority Date :19/07/2010
(33) Name of priority country :EPO
(86) International Application No :PCT/IB2011/053168
Filing Date :15/07/2011
(87) International Publication No :WO 2012/011035
(61) Patent of Addition to Application Number :NA
Filing Date :NA
(62) Divisional to Application Number :NA
Filing Date :NA

(71)**Name of Applicant :**
1)KONINKLIJKE PHILIPS ELECTRONICS N.V.
Address of Applicant :Groenewoudseweg 1 NL 5621 BA Eindhoven Netherlands
2)PHILIPS INTELLECTUAL PROPERTY & STANDARDS GMBH
(72)**Name of Inventor :**
1)FLORENT Laurent
2)AUVRAY Vincent
3)GRASS Michael
4)SCHAEFER Dirk
5)SCHOONENBERG Gert Antonius Franciscus

(57) Abstract :
The invention relates to adaptive roadmapping providing improved information to the user comprising the following steps: providing pre navigation image data representing at least a part of a vascular structure comprising a tree like structure with a plurality of sub trees; generating a vessel representation on the basis of pre navigation image data; acquiring live image data of the object which object comprises the vascular structure; wherein the vascular structure contains an element of interest; determining spatial relation of the pre navigation image data and the live image data; analysing the live image data by identifying and localizing the element in the live image data; determining a sub tree in which the element is positioned wherein the determining is based on the localization of the element and on the spatial relation; and selecting a portion of the vascular structure based on the determined sub tree; generating a combination of the live image data and an image of the selected portion of the vascular structure; and displaying the combination as a tailored roadmap. The element may be physical object for example an interventional tool or device.

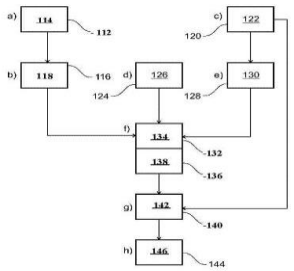

FIG. 2

No. of Pages : 34 No. of Claims : 13

(12) PATENT APPLICATION PUBLICATION
(19) INDIA
(22) Date of filing of Application :17/01/2013

(21) Application No.233/CHE/2013 A
(43) Publication Date : 20/05/2016

(54) Title of the invention : IMAGE COMPRESSION AND LOSSLESS RECONSTRUCTION OF DIGITAL IMAGE

(51) International classification	:H03M	(71)**Name of Applicant :**
(31) Priority Document No	:NA	**1)BRAINWAVE INNOVATIONS PRIVATE LIMITED**
(32) Priority Date	:NA	Address of Applicant :VILLA NO. 12, TEKKAN GROVE,
(33) Name of priority country	:NA	AMBEDKAR NAGAR ROAD, WHITEFIELD, BANGALORE -
(86) International Application No	:NA	560 066 Karnataka India
Filing Date	:NA	(72)**Name of Inventor :**
(87) International Publication No	: NA	**1)ALEXANDER REJOY**
(61) Patent of Addition to Application Number	:NA	
Filing Date	:NA	
(62) Divisional to Application Number	:NA	
Filing Date	:NA	

(57) Abstract :
[0086] The present invention is related to a system and method that provides 100% numerically lossless reconstruction of the image as compared from its uncompressed source. The method of the present invention is configured to compress the raw Red-Green-Blue (RGB) data from a digital image stored on a device and the method further comprises the steps of compressing the pixel (Pc) only if the RGB component of the pixel (Pc) to be compressed is predictable using the RGB component of the neighboring pixels (PN) by using the methods (mOl -ml6) else the pixel (Pc) is retained. (Fig. 2)

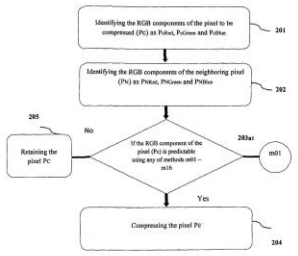

FIG 2

No. of Pages : 56 No. of Claims : 11

(12) PATENT APPLICATION PUBLICATION
(19) INDIA
(22) Date of filing of Application :21/01/2013
(21) Application No.263/CHE/2013 A
(43) Publication Date : 20/05/2016

(54) Title of the invention : LOW-DOPANT POLYCRYSTALLINE SILICON CHUNK

(51) International classification :D01D
(31) Priority Document No :10 2012 200 992.2
(32) Priority Date :24/01/2012
(33) Name of priority country :Germany
(86) International Application No :NA
Filing Date :NA
(87) International Publication No : NA
(61) Patent of Addition to Application Number :NA
Filing Date :NA
(62) Divisional to Application Number :NA
Filing Date :NA

(71)**Name of Applicant :**
1)WACKER CHEMIE AG
Address of Applicant :HANNS-SEIDEL-PLATZ 4, D-81737 MUNCHEN Germany
(72)**Name of Inventor :**
1)WOCHNER, HANNS
2)KILLINGER, ANDREAS
3)PECH, REINER

(57) Abstract :
Low-dopant polycrystalline silicon chunk The invention provides a polycrystalline silicon chunk having a concentration of 1-50 ppta of boron and 1-50 ppta of phosphorus at the surface.

No. of Pages : 30 No. of Claims : 10

(12) PATENT APPLICATION PUBLICATION
(19) INDIA
(22) Date of filing of Application :21/01/2013
(21) Application No.279/CHE/2013 A
(43) Publication Date : 20/05/2016

(54) Title of the invention : NEW GRINDER WHEEL GUARD

(51) International classification :C07D
(31) Priority Document No :NA
(32) Priority Date :NA
(33) Name of priority country :NA
(86) International Application No :NA
Filing Date :NA
(87) International Publication No : NA
(61) Patent of Addition to Application Number :NA
Filing Date :NA
(62) Divisional to Application Number :NA
Filing Date :NA

(71)**Name of Applicant :**
1)P.K. REGHU
Address of Applicant :PANAMULLIL (HOUSE), PULIKURUMBA (P.O), KANNURE (DT) - 670 582 Kerala India
(72)**Name of Inventor :**
1)P.K. REGHU

(57) Abstract :
Grinder wheels are possible to burst out while it is working. Such accidente are injurious to the health and life of the To get maximum protection on such situations this NEW GRINDER-WHEEL GUARD is a suitable solution and hence it can generate industrial applications and further innovations, suitable for attaining a patent

No. of Pages : 6 No. of Claims : 3

(12) PATENT APPLICATION PUBLICATION
(19) INDIA
(22) Date of filing of Application :22/01/2013
(21) Application No.294/CHE/2013 A
(43) Publication Date : 20/05/2016

(54) Title of the invention : DETERMINISTIC HIGH INTEGRITY MULTI-PROCESSOR SYSTEM ON A CHIP

(51) International classification :G06F
(31) Priority Document No :13/355,721
(32) Priority Date :23/01/2012
(33) Name of priority country :U.S.A.
(86) International Application No :NA
Filing Date :NA
(87) International Publication No : NA
(61) Patent of Addition to Application Number :NA
Filing Date :NA
(62) Divisional to Application Number :NA
Filing Date :NA

(71)**Name of Applicant :**
1)HONEYWELL INTERNATIONAL INC.
Address of Applicant :101 COLUMBIA ROAD, P.O. BOX 2245, MORRISTOWN, NEW JERSEY 07962-2245 U.S.A.
(72)**Name of Inventor :**
1)NICHOLAS WILT
2)SCOTT GRAY
3)MITCH FLETCHER

(57) Abstract :
Systems integrated into a single electronic chip are provided for. The systems include a primary shared bus, a secondary shared bus and an embedded dynamic random access memory (eDRAM) including a first port and a second port. The systems also include a primary processor in operable communication with the eDRAM via the first port; and a secondary processor in operable communication with the eDRAM via the secondary bus and the second port, wherein the primary and secondary processors are operating in synchronization.

No. of Pages : 22 No. of Claims : 14

(12) PATENT APPLICATION PUBLICATION
(21) Application No.251/CHE/2013 A
(19) INDIA
(22) Date of filing of Application :18/01/2013
(43) Publication Date : 20/05/2016

(54) Title of the invention : MOBILE WIRELESS COMMUNICATIONS DEVICE WITH WIRELESS LOCAL AREA NETWORK AND CELLULAR SCHEDULING AND RELATED METHODS

(51) International classification :H04W
(31) Priority Document No :12153396.2
(32) Priority Date :31/01/2012
(33) Name of priority country :EPO
(86) International Application No :NA
Filing Date :NA
(87) International Publication No : NA
(61) Patent of Addition to Application Number :NA
Filing Date :NA
(62) Divisional to Application Number :NA
Filing Date :NA

(71)**Name of Applicant :**
1)Research In Motion Limited
Address of Applicant :295 Phillip Street, Waterloo, Ontario N2L 3W8, Canada Canada
(72)**Name of Inventor :**
1)SMADI Mohammed Nawaf
2)ZHU Lizhong
3)JIN Xin
4)HE Fei
5)ZHOU Qingmai

(57) Abstract :
A mobile wireless communications may include a housing (16), a cellular transceiver (11) carried by the housing and configured to operate based upon power levels, and a wireless local area network (WLAN) transceiver (14) carried by the housing. The cellular transceiver may be configured to send timing information to the WLAN transceiver. The WLAN transceiver may be configured to schedule WLAN communications based upon the timing information and the selected power level of said cellular transceiver.

No. of Pages : 25 No. of Claims : 15

(12) PATENT APPLICATION PUBLICATION
(21) Application No.267/CHE/2013 A
(19) INDIA
(22) Date of filing of Application :21/01/2013
(43) Publication Date : 20/05/2016

(54) Title of the invention : A LINE TRAP FOR TRANSMISSION SYSTEMS ON MEDIUM/HIGH VOLTAGE AC POWER LINES

(51) International classification :H02H
(31) Priority Document No :NA
(32) Priority Date :NA
(33) Name of priority country :NA
(86) International Application No :NA
Filing Date :NA
(87) International Publication No : NA
(61) Patent of Addition to Application Number :NA
Filing Date :NA
(62) Divisional to Application Number :NA
Filing Date :NA

(71)**Name of Applicant :**
1)BERTEL S.P.A.
Address of Applicant :PIAZZA SANT'AMBROGIO, 16, 20123, MILANO Italy
(72)**Name of Inventor :**
1)BERTOLINI, GIUSEPPE

(57) Abstract :
Line traps for transmission systems on medium/high voltage AC power lines, each trap comprising a metal coil (1) and a spacer (2).

No. of Pages : 11 No. of Claims : 4

(12) PATENT APPLICATION PUBLICATION
(19) INDIA
(22) Date of filing of Application :23/01/2013
(21) Application No.305/CHE/2013 A
(43) Publication Date : 20/05/2016

(54) Title of the invention : BAS GYRAL ENGINE

(51) International classification :F02B
(31) Priority Document No :NA
(32) Priority Date :NA
(33) Name of priority country :NA
(86) International Application No :NA
Filing Date :NA
(87) International Publication No : NA
(61) Patent of Addition to Application Number :NA
Filing Date :NA
(62) Divisional to Application Number :NA
Filing Date :NA

(71)**Name of Applicant :**
1)D. ABILASH
Address of Applicant :NO. 79/227, PANDAMANGALAM, THIYAGARAJA NAGAR, WORAIYUR, TRICHY 620 003 Tamil Nadu India
(72)**Name of Inventor :**
1)D. ABILASH
2)N. BAPTIC PACKIARAJ
3)B. SATHYA NARAYANAN
4)S. SURESH KUMAR

(57) Abstract :
BAS GYRAL ENGINE: ABSTRACT: This patent work is based on the diesel engine that works on rotary motion, which produces power for every 180°, it has four pistons. The power stroke occurs simultaneously in both the place. The piston is guided by the guiding groove, for engagement and disengagement on the flywheel. The flywheel is sealed by the plate bearing. This rotary motion of the piston is directly connected to the flywheel by the slot mechanism. The engine produces relatively more power than any other engine. The Power to Weight ratio for this engine is very high.

No. of Pages : 12 No. of Claims : 3

(12) PATENT APPLICATION PUBLICATION
(19) INDIA
(22) Date of filing of Application :24/01/2013

(21) Application No.321/CHE/2013 A
(43) Publication Date : 20/05/2016

(54) Title of the invention : METHOD AND SYSTEM FOR REGION OF INTEREST (ROI) EXTRACTION IN AN IMAGE USING BAND SCAN

(51) International classification :H04N
(31) Priority Document No :NA
(32) Priority Date :NA
(33) Name of priority country :NA
(86) International Application No :NA
Filing Date :NA
(87) International Publication No : NA
(61) Patent of Addition to Application Number :NA
Filing Date :NA
(62) Divisional to Application Number :NA
Filing Date :NA

(71)**Name of Applicant :**
1)SAMSUNG R & D INSTITUTE INDIA-BANGALORE PRIVATE LIMITED
Address of Applicant :2870, Orion Building, Bagmane Constellation Business Park, Outer Ring Road, Doddanekundi Circle, Marathahalli Post, Bangalore-560037. Karnataka India
(72)**Name of Inventor :**
1)Yogesh Manav
2)Pavan Sudheendra

(57) Abstract :
ABSTRACT A method and system to extract optimized ROI from an image is disclosed. The method binarizes the input image, segments the binarized image into multiple bands and detects the most significant band comprising maximum number of marked (white) pixels called max band using band scanning mechanism. The max band provides the initial Region of Interest (ROI). The method uses band merging mechanism to gradually develop initial ROI or the max band in horizontal direction as determined by the band merging criteria. The method performs vertical cropping of the ROI obtained from band merging to extract optimized ROI. The method disclosed provides reduced computation complexity, time efficiency and automatic ROI extraction enhancing user experience. The method disclosed can be used in applications such as collage, video chat/call, variable quality encoding in JPEG 2000, content aware image resizing, and object search. FIG. 1

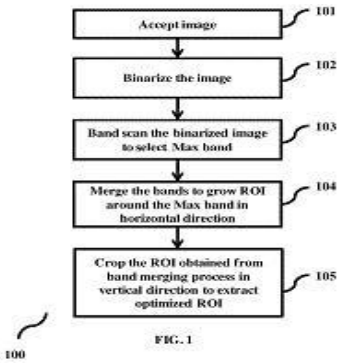

FIG. 1

No. of Pages : 36 No. of Claims : 9

(12) PATENT APPLICATION PUBLICATION
(19) INDIA
(22) Date of filing of Application :24/01/2013
(21) Application No.330/CHE/2013 A
(43) Publication Date : 20/05/2016

(54) Title of the invention : RECORDING MEDIUM

(51) International classification	:C09D
(31) Priority Document No	:2012-018920
(32) Priority Date	:31/01/2012
(33) Name of priority country	:Japan
(86) International Application No	:NA
Filing Date	:NA
(87) International Publication No	: NA
(61) Patent of Addition to Application Number	:NA
Filing Date	:NA
(62) Divisional to Application Number	:NA
Filing Date	:NA

(71)**Name of Applicant :**
1)CANON KABUSHIKI KAISHA
Address of Applicant :3-30-2, SHIMOMARUKO, OHTA-KU, TOKYO Japan
(72)**Name of Inventor :**
1)RYO TAGURI
2)HISAO KAMO
3)TETSURO NOGUCHI
4)YASUHIRO NITO
5)ISAMU OGURI
6)NAOYA HATTA
7)KAZUHIKO ARAKI
8)SHINYA YUMOTO

(57) Abstract :
A recording medium includes a base and at least one ink-receiving layer. A first ink-receiving layer that is at least one ink-receiving layer contains inorganic particles having an average primary particle size of 1μm or less and inorganic particles coated with a metal oxide. The inorganic particles coated with the metal oxide have an average primary particle size of 15.0 μm or more. When the maximum of a FLOP value of the recording medium is denoted by FLOPMax and the minimum of the FLOP value is denoted by FLOPMin, the FLOPmin is 2.5 or more and a value of FL0Pmin/FL0Pmax is 0.80 or more and 1.00 or less.

No. of Pages : 45 No. of Claims : 8

(12) PATENT APPLICATION PUBLICATION
(19) INDIA
(22) Date of filing of Application :16/01/2013
(21) Application No.220/CHE/2013 A
(43) Publication Date : 20/05/2016

(54) Title of the invention : DEVICE FOR SWITCHING OPERATION MODE OF VARIABLE DISPLACEMENT PUMP

(51) International classification :F04B
(31) Priority Document No :2012-011309
(32) Priority Date :23/01/2012
(33) Name of priority country :Japan
(86) International Application No :NA
Filing Date :NA
(87) International Publication No : NA
(61) Patent of Addition to Application Number :NA
Filing Date :NA
(62) Divisional to Application Number :NA
Filing Date :NA

(71)**Name of Applicant :**
1)HONDA MOTOR CO., LTD.
Address of Applicant :1-1, MINAMI-AOYAMA 2-CHOME, MINATO-KU, TOKYO, 107-8556 Japan
(72)**Name of Inventor :**
1)NISHIYAMA, KEIICHI
2)ISHIKAWA, TOMOAKI
3)UNEYAMA, TOSHIKAZU
4)KOJIMA, MICHIO

(57) Abstract :
[SUBJECT] To make a transmission fulfill its gear change function and lubrication function by precisely determining an insufficiency of the discharge flow rate of a variable displacement pump in a half capacity operation mode, and switching the operation mode of the variable displacement pump to a full capacity operation mode. [MEANS FOR SOLUTION] A variable displacement pump OP can switch its operation mode to a full capacity operation mode or a half capacity operation mode, in order to supply hydraulic oil to a transmission T. When slip determination means M3 determines that a lock-up clutch 44 provided to the transmission T is slipping, operation mode switch means M4 prohibits the half capacity operation mode. Accordingly, in the half capacity operation, when the discharge amount of hydraulic oil is insufficient to prevent slip of the lock-up clutch 44, the operation mode is switched from the half capacity operation mode to the full capacity operation mode. Thereby, slip or decrease in the durability of the lock-up clutch 44 can be prevented, and also, the transmission T can fully perform its gear change function and lubrication function. [SELECTED DRAWING] FIG. 5

FIG.1

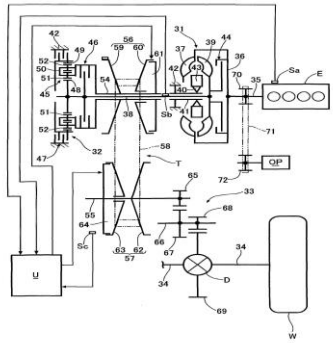

No. of Pages : 30 No. of Claims : 3

(12) PATENT APPLICATION PUBLICATION
(19) INDIA
(22) Date of filing of Application :22/01/2013
(21) Application No.289/CHE/2013 A
(43) Publication Date : 20/05/2016

(54) Title of the invention : FRAME STRUCTURE FOR MOTORCYCLE

(51) International classification :B62K
(31) Priority Document No :NA
(32) Priority Date :NA
(33) Name of priority country :NA
(86) International Application No :NA
Filing Date :NA
(87) International Publication No : NA
(61) Patent of Addition to Application Number :NA
Filing Date :NA
(62) Divisional to Application Number :NA
Filing Date :NA

(71)**Name of Applicant :**
1)TVS MOTOR COMPANY LIMITED
Address of Applicant :JAYALAKSHMI ESTATES • NO.29 (OLD NO.8) HADDOWS ROAD, CHENNAI 600 006 Tamil Nadu India
(72)**Name of Inventor :**
1)NILESH BHANUDAS PILKHANE
2)ARUNKUMAR FRANCIS
3)VENKATA MANGARAJU K
4)GOKA RAVIKUMAR BALU

(57) Abstract :
The present invention discloses a frame structure for a motorcycle. The frame of the motorcycle includes a head pipe, a pair of left and right main tubes, a pair of left and right down tubes, frame struts and seat rails, wherein the down tube(s) includes one oblique portion and three curved portions, namely a first curved portion, a second curved portion and a third curved portion to accommodate a radiator and an engine at optimized locations on the down tube(s). The radiator is mounted to a mounting bracket suspended from a section of the oblique portion which immediately precedes the first curved portion of the down tube and the engine is mounted to a mounting bracket suspended from the second curved portion of the down tube(s). The structure of the motorcycle frame according to the present invention aids in optimizing the mounting locations for the radiator and engine of the motorcycle.

No. of Pages : 15 No. of Claims : 6

(12) PATENT APPLICATION PUBLICATION
(19) INDIA
(22) Date of filing of Application :24/01/2013
(21) Application No.338/CHE/2013 A
(43) Publication Date : 20/05/2016

(54) Title of the invention : REVERSE IDLER SHAFT SUPPORTING STRUCTURE OF TRANSMISSION •

(51) International classification :F16H3/00
(31) Priority Document No :2012-061890
(32) Priority Date :19/03/2012
(33) Name of priority country :Japan
(86) International Application No :NA
Filing Date :NA
(87) International Publication No : NA
(61) Patent of Addition to Application Number :NA
Filing Date :NA
(62) Divisional to Application Number :NA
Filing Date :NA

(71)**Name of Applicant :**
1)SUZUKI MOTOR CORPORATION
Address of Applicant :300, Takatsuka-cho, Minami-ku, Hamamatsu-shi, Shizuoka-Ken , Japan Japan
(72)**Name of Inventor :**
1)Takashi KITAGAWA

(57) Abstract :
It is an object of the present invention to enhance the ease of assembly of a reverse idler shaft onto a transmission case even when the reverse idler gear is a helical gear and is disposed in an inner portion of a transmission case.The present invention is a reverse idler shaft supporting structure for a transmission characterized in that a case-side support portion is formed in an end wall, which is disposed at an axial end portion of a transmission case, the case-side support portion extending to the vicinity of another axial end portion of the reverse idler shaft along the reverse idler shaft; an arm portion is formed on a support bracket, the arm portion extending to the case-side support portion from the periphery of a support hole which is formed on the support bracket; a curved surface portion which takes on a circular arc shape centering on a shaft center of the reverse idler shaft and is joined with one another is formed on the case-side support portion and the arm portion, respectively; and a bolt is disposed such that the central axis thereof passes through each curved surface and is oriented toward the shaft center of the reverse idler shaft. [Selected Drawing] Figure 1

FIG.1

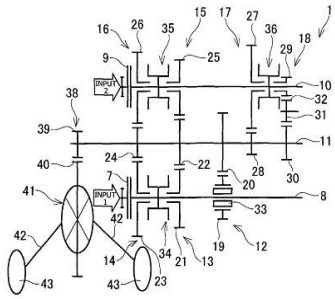

No. of Pages : 28 No. of Claims : 4

(12) PATENT APPLICATION PUBLICATION
(19) INDIA
(22) Date of filing of Application :16/01/2013

(21) Application No.221/CHE/2013 A
(43) Publication Date : 20/05/2016

(54) Title of the invention : SECURING CONFIDENTIAL INFORMATION IN A DOCUMENT

(51) International classification :H04L
(31) Priority Document No :NA
(32) Priority Date :NA
(33) Name of priority country :NA
(86) International Application No :NA
Filing Date :NA
(87) International Publication No : NA
(61) Patent of Addition to Application Number :NA
Filing Date :NA
(62) Divisional to Application Number :NA
Filing Date :NA

(71)**Name of Applicant :**
1)HEWLETT-PACKARD DEVELOPMENT COMPANY, L.P.
Address of Applicant :11445 Compaq Center Drive West, Houston, TX 77070, United States of America U.S.A.
(72)**Name of Inventor :**
1)RAM PRASAD ATMAKUR

(57) Abstract :
Provided is a method of securing confidential information in a document. A user input is received to identify confidential information in a document. The confidential information is encrypted wherein encryption results in greeking of the confidential information. A password is associated with the encrypted confidential information, wherein the password is required to decrypt and ungreek the confidential information. [FIG. 2]

FIG. 2

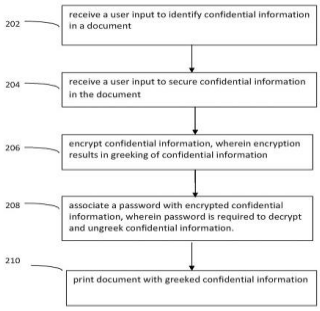

No. of Pages : 22 No. of Claims : 15

(12) PATENT APPLICATION PUBLICATION
(19) INDIA
(22) Date of filing of Application :21/01/2013

(21) Application No.258/CHE/2013 A
(43) Publication Date : 20/05/2016

(54) Title of the invention : ASSOCIATING AND CONSOLIDATING MME BEARER MANAGEMENT FUNCTIONS

(51) International classification :H04W
(31) Priority Document No :NA
(32) Priority Date :NA
(33) Name of priority country :NA
(86) International Application No :NA
Filing Date :NA
(87) International Publication No : NA
(61) Patent of Addition to Application Number :NA
Filing Date :NA
(62) Divisional to Application Number :NA
Filing Date :NA

(71)**Name of Applicant :**
1)TEJAS NETWORKS LIMITED
Address of Applicant :PLOT NO: 25, JP SOFTWARE PARK, ELECTRONIC CITY, PHASE 1, HOSUR ROAD, BANGALORE - 560 100 Karnataka India
(72)**Name of Inventor :**
1)VINOD KUMAR M

(57) Abstract :
An aspect of the invention provides for a method of managing bearer signaling for one or more user equipments (UEs) coupled to a eNodeB via at least one relay node, by generating and sending MME Association Consolidation (MAC) request message by the eNodeB to the plurality of disparate mobility management entities managing plurality of user equipments coupled to the said relay node based on receiving bearer resource request of at least one user equipment coupled to the said relay node. The method further comprising of receiving MAC response by eNodeB from the plurality of disparate mobility management entities managing plurality of user equipments coupled to the relay node and forwarding to the MME of the said relay node, the received MME Association Consolidation (MAC) response by the eNodeB. The method further comprises of provisioning by the MME of the said relay node the bearer request of at least an user equipment, based on the received MAC response, and provisioning the consequential bearer setup request of the said relay node wherein, provisioning includes creating, updating, modifying and deleting bearers of UE and RN. Figure 3.

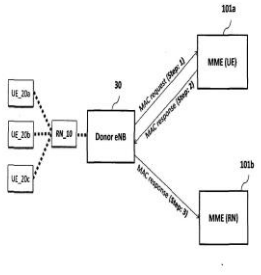

Figure 3

No. of Pages : 28 No. of Claims : 6

(12) PATENT APPLICATION PUBLICATION
(19) INDIA
(22) Date of filing of Application :22/01/2013

(21) Application No.288/CHE/2013 A
(43) Publication Date : 20/05/2016

(54) Title of the invention : MECHANICAL CAM PHASER

(51) International classification :G11C
(31) Priority Document No :NA
(32) Priority Date :NA
(33) Name of priority country :NA
(86) International Application No :NA
Filing Date :NA
(87) International Publication No : NA
(61) Patent of Addition to Application Number :NA
Filing Date :NA
(62) Divisional to Application Number :NA
Filing Date :NA

(71)**Name of Applicant :**
1)TVS MOTOR COMPANY LIMITED
Address of Applicant :JAYALAKSHMI ESTATES • NO.29 (OLD NO.8) HADDOWS ROAD, CHENNAI 600 006 Tamil Nadu India
(72)**Name of Inventor :**
1)THIRUVALLUR LOGANATHAN BALASUBRAMANIAN
2)KARUNAHARAN VYTHILINGAM
3)VARADHA IYENGAR LAKSHMINARASIMHAN

(57) Abstract :
A fully mechanical, simple, compact and cost effective mechanical cam phaser system is disclosed to enable phase difference between a lobe of an exhaust flange operated exhaust cam and a lobe of an intake flange operated intake cam of the valve train, the phase difference dependent on the engine speed. The system allows automatic control of the intake valve opening and closing timing without any external assistance.

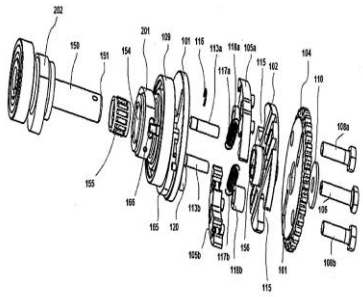

FIG. 1

No. of Pages : 29 No. of Claims : 11

(12) PATENT APPLICATION PUBLICATION
(19) INDIA
(22) Date of filing of Application :22/01/2013
(21) Application No.296/CHE/2013 A
(43) Publication Date : 20/05/2016

(54) Title of the invention : GAS SUPPLY CONTROLLER

(51) International classification :F16K
(31) Priority Document No :2012-012841
(32) Priority Date :25/01/2012
(33) Name of priority country :Japan
(86) International Application No :NA
Filing Date :NA
(87) International Publication No : NA
(61) Patent of Addition to Application Number :NA
Filing Date :NA
(62) Divisional to Application Number :NA
Filing Date :NA

(71)**Name of Applicant :**
1)DENSO CORPORATION
Address of Applicant :1-1, SHOWA-CHO, KARIYA-CITY, AICHI-PREF. 448-8661 Japan
(72)**Name of Inventor :**
1)TAKEMURA YUICHI
2)WADA MINORU
3)MIZOBUCHI TAKESHI

(57) Abstract :
plurality of normally-closed shutoff valves are arranged in series in a fuel passage which supplies fuel gas in a gas tank (30) to a fuel injector (18) of an engine (10). The shutoff valves have a function in which the fuel gas flow in the fuel passage is intercepted. An ECU (50) stops an energization of at least one of the shutoff valves arranged in the fuel passage while the fuel cut of the fuel injector (18) is conducted under a condition where no engine torque is required. When the injection is restarted along with a termination of the injection cut, an energization of the shutoff valve which has been deenergized is restarted.

No. of Pages : 32 No. of Claims : 9

(12) PATENT APPLICATION PUBLICATION
(19) INDIA
(22) Date of filing of Application :15/01/2013

(21) Application No.345/CHENP/2013 A
(43) Publication Date : 20/05/2016

(54) Title of the invention : ARRANGING SUB TRACK FRAGMENTS FOR STREAMING VIDEO DATA

(51) International classification	:H04L29/00, H04N21/00
(31) Priority Document No	:12/840146
(32) Priority Date	:20/07/2010
(33) Name of priority country	:U.S.A.
(86) International Application No	:PCT/US2011/044745
Filing Date	:20/07/2011
(87) International Publication No	:WO 2012/012575
(61) Patent of Addition to Application Number	:NA
Filing Date	:NA
(62) Divisional to Application Number	:NA
Filing Date	:NA

(71)**Name of Applicant :**
1)QUALCOMM INCORPORATED
Address of Applicant :Attn: International IP Adiministration 5775 Morehouse Drive San Diego California 92121 1714 U.S.A.
(72)**Name of Inventor :**
1)CHEN Ying
2)KARCZEWICZ Marta

(57) Abstract :
A video file may include movie fragments divided into sub track fragments that store all pictures of common hierarchical levels for the respective hierarchical levels. In one example an apparatus includes an interface configured to output data according to a streaming protocol and a control unit configured to assemble encoded video data into a plurality of sub track fragments each of the sub track fragments comprising a plurality of hierarchically related video pictures of the encoded video data wherein the plurality of hierarchically related video pictures each correspond to a common hierarchical layer receiving a request in accordance with the streaming protocol wherein the request specifies at least one of the plurality of sub track fragments and in response to the request cause the interface to output the plurality of hierarchically related video pictures of the at least one of the plurality of sub track fragments.

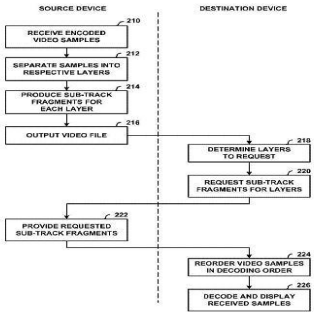

FIG. 7

No. of Pages : 66 No. of Claims : 48

(12) PATENT APPLICATION PUBLICATION
(21) Application No.211/CHE/2013 A
(19) INDIA
(22) Date of filing of Application :16/01/2013
(43) Publication Date : 20/05/2016

(54) Title of the invention : DEVICE FOR SWITCHING OPERATION MODE OF VARIABLE DISPLACEMENT PUMP

(51) International classification :F16H
(31) Priority Document No :2012-011310
(32) Priority Date :23/01/2012
(33) Name of priority country :Japan
(86) International Application No :NA
Filing Date :NA
(87) International Publication No : NA
(61) Patent of Addition to Application Number :NA
Filing Date :NA
(62) Divisional to Application Number :NA
Filing Date :NA

(71)**Name of Applicant :**
1)HONDA MOTOR CO., LTD.
Address of Applicant :1-1, MINAMI-AOYAMA 2-CHOME, MINATO-KU, TOKYO 107-8556 Japan
(72)**Name of Inventor :**
1)NISHIYAMA, KEIICHI
2)ISHIKAWA, TOMOAKI
3)KOJIMA, MICHIO
4)UNEYAMA, TOSHIKAZU

(57) Abstract :
[SUBJECT] To make a transmission fulfill its gear change function and lubrication function by precisely determining an insufficiency of the discharge flow rate of an oil pump in a half capacity operation mode, and switching the operation mode of the oil pump to a full capacity operation mode. [MEANS FOR SOLUTION] Determination by heat generation determination means M3 that a lock-up clutch 44 provided to a transmission T is generating heat indicates that the lock-up clutch 44 is slipping due to an insufficient discharge capacity of a variable displacement pump OR Accordingly, upon such a determination, operation mode switch means M4 switches the operation mode from a half capacity operation mode to a full capacity operation mode to increase the discharge capacity of the variable displacement pump OR Thereby, decrease in the durability of the lock-up clutch 44 can be prevented, and the transmission T can fully perform its gear change function and lubrication function. Further, the half capacity operation mode of the variable displacement pump OP is permitted when a predetermined period of time passes after the determination that the lock-up clutch 44 is no longer generating heat. Accordingly, the lock-up clutch 44 can be prevented from generating heat again. [SELECTED DRAWING] FIG. 5

FIG.5

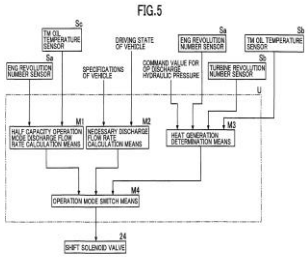

No. of Pages : 30 No. of Claims : 4

(12) PATENT APPLICATION PUBLICATION
(21) Application No.278/CHE/2013 A
(19) INDIA
(22) Date of filing of Application :21/01/2013
(43) Publication Date : 20/05/2016

(54) Title of the invention : INTERMEDIATES AND PROCESS FOR THE PREPARATION OF HIGH PURITY FINGOLIMOD HYDROCHLORIDE

(51) International classification	:C07C	(71)**Name of Applicant :**
(31) Priority Document No	:NA	**1)NATCO PHARMA LIMITED**
(32) Priority Date	:NA	Address of Applicant :NATCO HOUSE, ROAD NO.2,
(33) Name of priority country	:NA	BANJARA HILLS, HYDERABAD 500 033 Andhra Pradesh
(86) International Application No	:NA	India
Filing Date	:NA	(72)**Name of Inventor :**
(87) International Publication No	: NA	**1)KONAKANCHI DURGA PRASAD**
(61) Patent of Addition to Application Number	:NA	**2)PULA SUBBA RAO**
Filing Date	:NA	**3)PILLI RAMAKRISHNA**
(62) Divisional to Application Number	:NA	**4)ADIBHATLA KALI SATYA BHUJANGA RAO**
Filing Date	:NA	**5)NANNAPANENI VENKAIAH CHOWDARY**

(57) Abstract :
The present invention relates to a simple and commercially feasible preparation of Fingolimod hydrochloride with high purity of greater than 99.9%. The present invention also provides novel intermediates for the preparation of Fingolimod Hydrochloride of Formula 1.

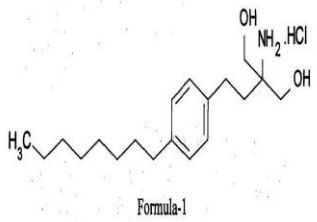

Formula-1

No. of Pages : 43 No. of Claims : 5

(12) PATENT APPLICATION PUBLICATION
(19) INDIA
(22) Date of filing of Application :24/01/2013
(21) Application No.333/CHE/2013 A
(43) Publication Date : 20/05/2016

(54) Title of the invention : BRAKE DEVICE FOR MOTORCYCLE

(51) International classification :B60T11/00
(31) Priority Document No :2012-018971
(32) Priority Date :31/01/2012
(33) Name of priority country :Japan
(86) International Application No :NA
Filing Date :NA
(87) International Publication No : NA
(61) Patent of Addition to Application Number :NA
Filing Date :NA
(62) Divisional to Application Number :NA
Filing Date :NA

(71)**Name of Applicant :**
1)HONDA MOTOR CO., LTD.
Address of Applicant :1-1, MINAMI-AOYAMA 2-CHOME, MINATO-KU, TOKYO, 107-8556 Japan
(72)**Name of Inventor :**
1)IEDA, YOSHIHISA

(57) Abstract :
[Problem] To prevent a change in braking force distribution in an interlocking brake which is caused when an equalizer is vertically moved due to the swinging of a swing arm. [Means for Resolution] A brake pedal 24 is rotatably mounted on a pivot plate 51, and an equalizer 3 0 is pivotally mounted on an operation arm 24c. By connecting a lower end of the equalizer 30 and a rear-wheel brake 20 using a brake rod 23, and by connecting an upper end of the equalizer 30 with a piston rod 41 which extends from an interlocking-brake-use master cylinder 40, a rear-wheel brake 2 0 and a front-wheel brake 10 are operated in an interlocking manner in accordance with the manipulation of the brake pedal 24. The equalizer 3 0 is directly mounted on the brake pedal 24 and hence, the equalizer 3 0 is not vertically moved along with the swinging of a swing arm 21 whereby the braking force distribution can be stabilized. [Selected Drawing] Fig. 1

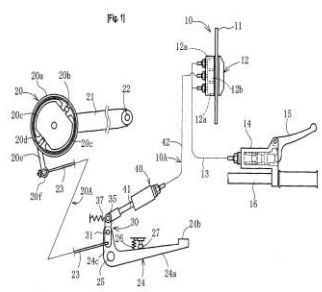

No. of Pages : 51 No. of Claims : 6

(12) PATENT APPLICATION PUBLICATION
(19) INDIA
(22) Date of filing of Application :16/01/2013

(21) Application No.351/CHENP/2013 A
(43) Publication Date : 20/05/2016

(54) Title of the invention : GENERATION OF HIGH DYNAMIC RANGE IMAGES FROM LOW DYNAMIC RANGE IMAGES IN MULTI VIEW VIDEO CODING

(51) International classification :H04N7/34,H04N7/26
(31) Priority Document No :10168565.9
(32) Priority Date :06/07/2010
(33) Name of priority country :EPO
(86) International Application No :PCT/IB2011/052970
Filing Date :05/07/2011
(87) International Publication No :WO 2012/004741
(61) Patent of Addition to Application Number :NA
Filing Date :NA
(62) Divisional to Application Number :NA
Filing Date :NA

(71)**Name of Applicant :**
1)KONINKLIJKE PHILIPS ELECTRONICS N.V.
Address of Applicant :Groenewoudseweg 1 NL 5621 BA Eindhoven Netherlands
(72)**Name of Inventor :**
1)BRULS Wilhelmus Hendrikus Alfonsus
2)MUIJS Remco Theodorus Johannes

(57) Abstract :
Several approaches are disclosed for combining HDR and 3D image structure analysis and coding in particular an encoding apparatus for encoding a first view high dynamic range image and a second view high dynamic range image comprising: first and second HDR image receivers(203 1201) arranged to receive the first view high dynamic range image and a second view high dynamic range image; a predictor (209) arranged to predict the first view high dynamic range image from a low dynamic range representation of the first view high dynamic range image;and a view predictor (1203) to predict the second view high dynamic range image from at least one of the first view high dynamic range image a low dynamic range representation of the second view high dynamic range image or a low dynamic range representation of the first view high dynamic range image.

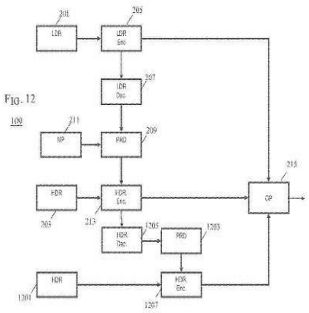

No. of Pages : 84 No. of Claims : 11

(12) PATENT APPLICATION PUBLICATION
(19) INDIA
(22) Date of filing of Application :23/01/2013
(21) Application No.309/CHE/2013 A
(43) Publication Date : 20/05/2016

(54) Title of the invention : SYNTHESIS OF ABIETIC ACID-BASED MACROMER FOR POLYESTER RESIN PROCESS

(51) International classification :C08G
(31) Priority Document No :13/359,034
(32) Priority Date :26/01/2012
(33) Name of priority country :U.S.A.
(86) International Application No :NA
Filing Date :NA
(87) International Publication No : NA
(61) Patent of Addition to Application Number :NA
Filing Date :NA
(62) Divisional to Application Number :NA
Filing Date :NA

(71)**Name of Applicant :**
1)XEROX CORPORATION
Address of Applicant :45 GLOVER AVENUE, P.O. BOX 4505, NORWALK, CONNECTICUT 06856-4505 U.S.A.
(72)**Name of Inventor :**
1)FARRUGIA, VALERIE, M.
2)SACRIPANTE, GUERINO, G.
3)ZHOU, KE

(57) Abstract :
An improved polycondensation method for bio-based polyesters synthesized from pre-formed macromers and the corresponding compositions, which are useful for producing binder polymers for imaging applications such as emulsion-aggregation (EA) toner.

No. of Pages : 23 No. of Claims : 10

(12) PATENT APPLICATION PUBLICATION
(21) Application No.317/CHE/2013 A
(19) INDIA
(22) Date of filing of Application :24/01/2013
(43) Publication Date : 20/05/2016

(54) Title of the invention : CONDUCTIVE REFLECTIVE FILM AND METHOD OF MANUFACTURING THE SAME

(51) International classification :B82Y
(31) Priority Document No :JP2012-033576
(32) Priority Date :20/02/2012
(33) Name of priority country :Japan
(86) International Application No :NA
Filing Date :NA
(87) International Publication No : NA
(61) Patent of Addition to Application Number :NA
Filing Date :NA
(62) Divisional to Application Number :NA
Filing Date :NA

(71)**Name of Applicant :**
1)MITSUBISHI MATERIALS CORPORATION
Address of Applicant :3-2, OTEMACHI 1-CHOME, CHIYODA-KU, TOKYO 1008117 Japan
(72)**Name of Inventor :**
1)YAMASAKI, KAZUHIKO
2)MAWATARI, FUYUMI
3)HIGANO, SATOKO

(57) Abstract :
[Task] An objective of the invention is to provide a conductive reflective film with improved adhesion properties with respect to a base material using a wet coating method which maintains a high reflectivity and a high conductivity of a silver nanoparticle-sintered film without requiring a vacuum film forming method and a method of manufacturing the same. [Means for Resolution] A conductive reflective film is formed by coating a surface coating composition containing a hydrolysate of a metal alkoxide on a silver nanoparticle-sintered film using a wet coating method, and then firing the silver nanoparticle-sintered film having a coated film. In addition, in a method of manufacturing a conductive reflective film, a surface coating composition containing a hydrolysate of a metal alkoxide is coated on a silver nanoparticle-sintered film using a wet coating method, and then the silver nanoparticle-sintered film having a coated film is fired. [Selected Drawing] None

No. of Pages : 35 No. of Claims : 4

(12) PATENT APPLICATION PUBLICATION
(19) INDIA
(22) Date of filing of Application :24/01/2013

(21) Application No.325/CHE/2013 A
(43) Publication Date : 20/05/2016

(54) Title of the invention : VALVELESS TWO-CYLINDER DTH HAMMER WITH PISTON GUIDE SLEEVE

(51) International classification :E21B 4/00
(31) Priority Document No :201220356716.1.
(32) Priority Date :23/07/2012
(33) Name of priority country :China
(86) International Application No :NA
Filing Date :NA
(87) International Publication No : NA
(61) Patent of Addition to Application Number :NA
Filing Date :NA
(62) Divisional to Application Number :NA
Filing Date :NA

(71)**Name of Applicant :**
1)Yichang Wuhuan Rock Drilling Tools Co., Ltd
Address of Applicant :Yichang Wuhuan Rock Drilling Tools Co., Ltd, Wujiagang Industrial Park, Yichang city ,Hubei Province , China China
(72)**Name of Inventor :**
1)GONG Kangqiang
2)SUN Chao

(57) Abstract :
A valveless two-cylinder DTH hammer with piston guide sleeve, comprises of a top sub (1), a check valve (2), an air distributor (8), a piston (9), a cylinder (7), a guide sleeve (11), a chuck ring (13), a drill bit (16) and a driver sub (15). The check valve (2) is a one-way valve having a valve seat (3) and a spring (4). The piston (9)is an elongated one with ports, wherein the air distributor (8) and an inlet seat (28) at the rear end of the check valve (2) are integrated as a single piece. An inner cylinder (29) is configured inside the cylinder (7) but outside the air distributor (8) and the piston (9). During the movement of the piston (9), the mating end between the piston (9) and the air distributor (8) is always inside the inner cylinder (29). Reference FIG: FIG. 2

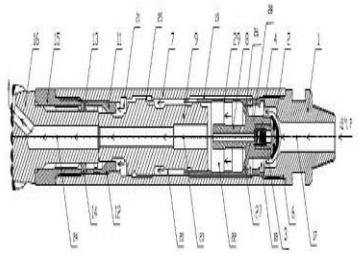

FIG. 2

No. of Pages : 12 No. of Claims : 3

(12) PATENT APPLICATION PUBLICATION
(19) INDIA
(22) Date of filing of Application :24/01/2013

(21) Application No.334/CHE/2013 A
(43) Publication Date : 20/05/2016

(54) Title of the invention : CHAIN CASE STRUCTURE FOR SADDLE-TYPE VEHICLE

(51) International classification	:B60K1/00, B60K11/00
(31) Priority Document No	:2012-016627
(32) Priority Date	:30/01/2012
(33) Name of priority country	:Japan
(86) International Application No	:NA
Filing Date	:NA
(87) International Publication No	: NA
(61) Patent of Addition to Application Number	:NA
Filing Date	:NA
(62) Divisional to Application Number	:NA
Filing Date	:NA

(71)**Name of Applicant :**
1)HONDA MOTOR CO., LTD.
Address of Applicant :1-1, MINAMI-AOYAMA 2-CHOME, MINATO-KU, TOKYO 107-8556 Japan
(72)**Name of Inventor :**
1)MIYASHITA, MASARU
2)SATO, RYOSUKE
3)EMURA, HIROMASA
4)HONMA, KENSUKE
5)SEINO, TATSUJI
6)KOMAKI, AKIRA
7)TABUCHI, DAISUKE
8)ISHIKAWA, MASAYOSHI
9)HASEGAWA, JUNKO
10)KARASHIMA, AKIYUKI
11)KUDO, KOKI
12)HONDA, NAOYOSHI
13)KATO, TAKEO
14)HAYASHI, KOTARO

(57) Abstract :
To suppress, even if supply of oil to a driving chain exceeds an appropriate amount, deformation of a chain case without using a stay made of metal or the like. [Solving Means] A plurality of inserting locking portions 13 (13(A), 13(B), 13(C), 13(D)) each having an inserting portion (31 or 41) provided on one (3 0 or 40) of cases and a receiving portion (42 or 32) provided on the other one (40 or 30) of the cases for fitting with the inserting portion (31 or 41) are provided in a longitudinal direction of the driving chain 5 at a joining section 11 on the inner side in a vehicle widthwise direction between the upper case 30 and the lower case 40. Besides, the inserting portions 31 and 41 of at least one set of inserting locking portions 13 which neighbor with each other are provided distributively on the upper case 30 and the lower case 40. [Selected Drawing] FIG. 7

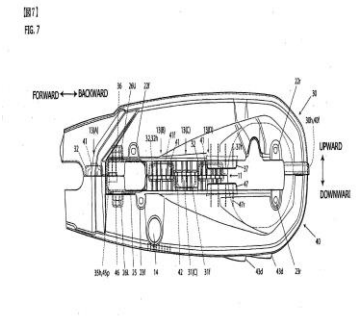

No. of Pages : 56 No. of Claims : 8

(12) PATENT APPLICATION PUBLICATION
(21) Application No.353/CHE/2013 A
(19) INDIA
(22) Date of filing of Application :28/01/2013
(43) Publication Date : 20/05/2016

(54) Title of the invention : SOLENOID VALLVE AND TANDEM SOLENOID VALVE

(51) International classification	:F15B	(71)**Name of Applicant :**
(31) Priority Document No	:2012-024660	**1)HONDA MOTOR CO., LTD.** Address of Applicant :1-1, MINAMI-AOYAMA 2-CHOME, MINATO-KU, TOKYO, 107-8556 Japan
(32) Priority Date	:08/02/2012	
(33) Name of priority country	:Japan	(72)**Name of Inventor :**
(86) International Application No	:NA	**1)YAGI, NORIYUKI**
Filing Date	:NA	
(87) International Publication No	: NA	
(61) Patent of Addition to Application Number	:NA	
Filing Date	:NA	
(62) Divisional to Application Number	:NA	
Filing Date	:NA	

(57) Abstract :
[SUBJECT] To prevent air from intruding into a spring housing chamber in a linear solenoid valve with a small and simple structure. [MEANS FOR SOLUTION] A solenoid 14 and a spring 16 are respectively connected to opposite ends of a spool 13 fitted in a sleeve 12; and an oil reservoir 17 defined between an outer peripheral surface of the sleeve 12 and an inner peripheral surface of a sleeve support hole 11a of a valve body 11 communicates with a spring housing chamber 15 through an orifice 12f, and communicates with an air release port PI at an upper portion of the sleeve 12. For this reason, the spring housing chamber 15 can be filled with oil leaking from a pressure port P5, and further oil in the oil reservoir 17 is prevented from leaking out to the air release port PI due to the gravity, and thus air can be prevented from intruding into the spring housing chamber 15 from the oil reservoir 17. Moreover, since no large oil reservoir whose oil surface is located at a high position need be formed additionally, the valve body 11 can be made small in size. [SELECTED DRAWING] FIG. 1

FIG. 1

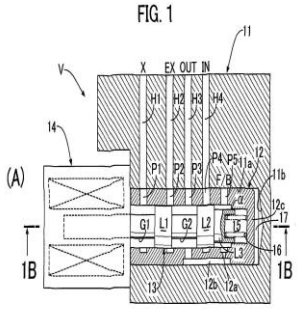

No. of Pages : 26 No. of Claims : 6

(12) PATENT APPLICATION PUBLICATION
(21) Application No.265/CHE/2013 A
(19) INDIA
(22) Date of filing of Application :21/01/2013
(43) Publication Date : 20/05/2016

(54) Title of the invention : SAFE GUARDING WIND TURBINE FROM ABNORMAL ENVIRONMENTAL CONDITION

(51) International classification	:F03D	(71)**Name of Applicant :**
(31) Priority Document No	:NA	**1)N.V. NARENDRAN**
(32) Priority Date	:NA	Address of Applicant :18/71, VP KOIL STREET,
(33) Name of priority country	:NA	PALANIPET, ARAKKONAM, VELLORE DISTRICT - 631 002
(86) International Application No	:NA	Tamil Nadu India
Filing Date	:NA	**2)M. NAGARAJA**
(87) International Publication No	: NA	**3)S. MOHAMMED**
(61) Patent of Addition to Application Number	:NA	(72)**Name of Inventor :**
Filing Date	:NA	**1)N.V. NARENDRAN**
(62) Divisional to Application Number	:NA	**2)M. NAGARAJA**
Filing Date	:NA	**3)S. MOHAMMED**

(57) Abstract :
A necessary to predict the noise generated by natural/artificial disaster noise such as sand storm, cyclone, thunder, heavy rainfall etc. this kind of noisy disaster noise can be predicted by one of the application of acoustic sensor. The acoustic sensor will receive noise from the surrounding areas of wind turbine and compare with pre-defined noise. If not exceeds the limit, then actuator will be connected to hollow rotor blades and said to be in original position. If exceeds the limit, then compare with the predefined set of stored disaster noisy and any matches with input noise signals level thereby rotation of hollow wind turbine blades gets slow down or stops. Hereafter if there is any increases in the matched noise signals level, then actuator will be activated to reduce the rotor blades length depending upon the range value. The entire operation will be transmitted to monitoring station and shown in LCD display.

No. of Pages : 13 No. of Claims : 7

(12) PATENT APPLICATION PUBLICATION
(19) INDIA
(22) Date of filing of Application :22/01/2013

(21) Application No.287/CHE/2013 A
(43) Publication Date : 20/05/2016

(54) Title of the invention : ADVANCED SUMMARIZATION ON A PLURALITY OF SENTIMENTS BASED ON INTENTS

(51) International classification	:G06F	
(31) Priority Document No	:NA	
(32) Priority Date	:NA	
(33) Name of priority country	:NA	
(86) International Application No	:NA	
Filing Date	:NA	
(87) International Publication No	: NA	
(61) Patent of Addition to Application Number	:NA	
Filing Date	:NA	
(62) Divisional to Application Number	:263/CHE/2012	
Filed on	:23/01/2012	

(71)**Name of Applicant :**
1)FORMCEPT TECHNOLOGIES AND SOLUTIONS PVT LTD
Address of Applicant :E-003 ADARSH RHYTHM, 71 PANDURANGA NAGAR, BANGALORE - 76 Karnataka India
(72)**Name of Inventor :**
1)ANUJ KUMAR
2)SURESH SRINIVASAN

(57) Abstract :
A method of summarizing content around a sentiment using weighted Formal Concept Analysis (wFCA) is provided. The method includes identifying one or more sentences associated with the content based on parts of speech, identifying, at least one sentiment associated with the one or more sentences based on the parts of speech, identifying one or more keywords in the one or more sentences, disambiguating at least one ambiguous keyword from the one or more keywords using the wFCA, computing a weight for each sentence of the one or more sentences based on a number of keywords of the one or more keywords associated with each sentence, processing, an input including an indication of the sentiment, and generating a summary on the content around the sentiment based on (i) the weight, and b) at least one of i) the at least one sentiment, and ii) the indication.

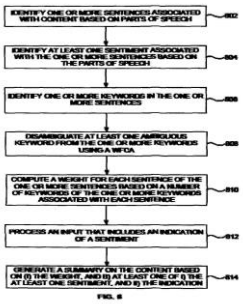

FIG. 8

No. of Pages : 52 No. of Claims : 14

(12) PATENT APPLICATION PUBLICATION
(19) INDIA
(22) Date of filing of Application :25/01/2013
(21) Application No.344/CHE/2013 A
(43) Publication Date : 20/05/2016

(54) Title of the invention : A REGULATED SEED DRYER

(51) International classification :A01C
(31) Priority Document No :NA
(32) Priority Date :NA
(33) Name of priority country :NA
(86) International Application No :NA
Filing Date :NA
(87) International Publication No : NA
(61) Patent of Addition to Application Number :NA
Filing Date :NA
(62) Divisional to Application Number :NA
Filing Date :NA

(71)**Name of Applicant :**
1)JEEVAN SALDANHA
Address of Applicant :SPRING FIELD, UPPER BENDORE, KANAKANADY POST, MANGALORE -575002 Karnataka India
(72)**Name of Inventor :**
1)JEEVAN SALDANHA

(57) Abstract :
The invention provides a regulated seed dryer. The regulated seed dryer includes a rotatable mounted drum having at least one section for drying, a source of heat energy connected to the drum, and an arrangement for channelizing the heat from the source to the drum. The channelization of heat by the arrangement provides regulated drying of seeds.

No. of Pages : 16 No. of Claims : 10

(12) PATENT APPLICATION PUBLICATION
(19) INDIA
(22) Date of filing of Application :16/01/2013
(21) Application No.353/CHENP/2013 A
(43) Publication Date : 20/05/2016

(54) Title of the invention : METHOD FOR PRODUCING A SCINTILLATOR ARRAY WITH SILVER (AG) BASED SPACERS

(51) International classification :G01T1/20
(31) Priority Document No :61/361662
(32) Priority Date :06/07/2010
(33) Name of priority country :U.S.A.
(86) International Application No :PCT/IB2011/052772
Filing Date :24/06/2011
(87) International Publication No :WO 2012/004703
(61) Patent of Addition to Application Number :NA
Filing Date :NA
(62) Divisional to Application Number :NA
Filing Date :NA

(71)**Name of Applicant :**
1)KONINKLIJKE PHILIPS ELECTRONICS N.V.
Address of Applicant :Groenewoudseweg 1 NL 5621 BA Eindhoven Netherlands
(72)**Name of Inventor :**
1)LEVENE Simha

(57) Abstract :
A method includes obtaining a plurality of the two dimensional arrays of gadolinium oxysulfide. An array has wider width non silver based spacers (304) that extend between rows or columns of dixels and narrower width non silver based spacers (306) that extend between the other of the rows or columns of dixels. The method further includes applying a silver coating (312) to at least one of a top or bottom surface of the arrays. The method further includes forming a stack by stacking the silver coated arrays one on top of another (Fig 3B) with substantially equal layers of adhesive between adjacent arrays. The method further includes slicing the stack through the wider non silver based spacers to form two dimensional arrays of scintillator dixels (314) having silver based spacers (312) along at least one direction of the array.

No. of Pages : 20 No. of Claims : 21

(12) PATENT APPLICATION PUBLICATION
(19) INDIA
(22) Date of filing of Application :15/01/2013

(21) Application No.208/CHE/2013 A
(43) Publication Date : 20/05/2016

(54) Title of the invention : HYDRAULIC TRANSMISSION CIRCUIT WITH MULTIPLE CAPACITIES •

(51) International classification	:B60K 17/00
(31) Priority Document No	:1250481
(32) Priority Date	:18/01/2012
(33) Name of priority country	:France
(86) International Application No	:NA
Filing Date	:NA
(87) International Publication No	: NA
(61) Patent of Addition to Application Number	:NA
Filing Date	:NA
(62) Divisional to Application Number	:NA
Filing Date	:NA

(71)**Name of Applicant :**
1)POCLAIN HYDRAULICS INDUSTRIE
Address of Applicant :Route de Compiegne 60410 VERBERIE FRANCE France
(72)**Name of Inventor :**
1)Clement RECOURA
2)Guillaume CHARRIER

(57) Abstract :
A hydraulic transmission circuit (10) comprising three or four coupled hydraulic elementary motors (12, 14, 16), each elementary motor having a first and a second secondary enclosure (12A, 14A, 12B, 14B, 16B). The circuit includes four distribution valves (32, 34, 36, 38; 3x) for which the respective outlet channels may be selectively connected to two main conduits for supplying fluid to and discharging fluid from the circuit. The outlet channels of the first and second valves are connected to at least one of the first secondary enclosures (12A, 14A, 16A, 18A); those of the third and fourth valves are connected to at least one of the second secondary enclosures (12B, 14B, 16B, 18B). Each of the elementary motors has a first secondary enclosure connected to a single valve from among the first or second valve and a second secondary enclosure connected to a single valve from among the third or fourth valve. The valve pairs thereby connected to said elementary motors respectively, are all distinct, two by two. [Fig. 01]

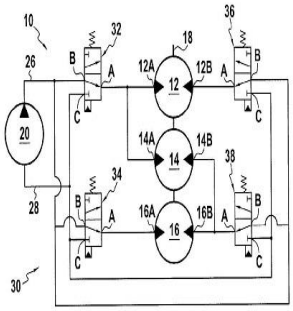

FIG.1

No. of Pages : 21 No. of Claims : 9

(12) PATENT APPLICATION PUBLICATION
(19) INDIA
(22) Date of filing of Application :21/01/2013

(21) Application No.262/CHE/2013 A
(43) Publication Date : 20/05/2016

(54) Title of the invention : TAILLIGHT DEVICE FOR VEHICLE

(51) International classification :B60Q
(31) Priority Document No :2012-014373
(32) Priority Date :26/01/2012
(33) Name of priority country :Japan
(86) International Application No :NA
Filing Date :NA
(87) International Publication No : NA
(61) Patent of Addition to Application Number :NA
Filing Date :NA
(62) Divisional to Application Number :NA
Filing Date :NA

(71)**Name of Applicant :**
1)HONDA MOTOR CO., LTD.
Address of Applicant :1-1, MINAMI-AOYAMA 2-CHOME, MINATO-KU, TOKYO 107-8556 Japan
(72)**Name of Inventor :**
1)TSUCHIYA, YOSUKE
2)SHIGIHARA, TAKASHI
3)KURIKI, DAISUKE
4)MIKI, MASAHIRO

(57) Abstract :
[Problem] In a taillight device including an LED, a leak current flowing out through a taillight lighting switch and a stop switch can be consumed without using a dedicated resistor. [Solution] This taillight device includes a lighting line including a first diode 86 connected in a forward direction to a light lighting switch 83 and brake switches 84, 85 connected in parallel to the light lighting switch 83. The device includes a second diode 88 connected in the forward direction to the brake switches 84, 85, and an LED group 63 connected to the downstream of the first diode 86 and the second diode 88 and also served as both a taillight and a stop light. The device includes a bulb 62 for a license light connected in parallel to the LED group 63 between a set of the first and second diodes 86, 88 and the LED group 63, and the LED group 63 and the bulb 62 are stored in a single housing 60. [Selected Drawing] Fig. 5

FIG. 5

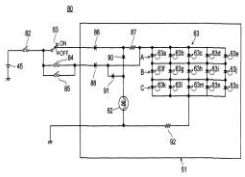

No. of Pages : 30 No. of Claims : 6

(12) PATENT APPLICATION PUBLICATION
(21) Application No.277/CHE/2013 A
(19) INDIA
(22) Date of filing of Application :21/01/2013
(43) Publication Date : 20/05/2016

(54) Title of the invention : METHOD AND SYSTEM FOR OPTIMIZED MONITORING AND IDENTIFICATION OF ADVANCED METERING INFRASTRUCTURE DEVICE COMMUNICATION FAILURES

(51) International classification :H04L
(31) Priority Document No :NA
(32) Priority Date :NA
(33) Name of priority country :NA
(86) International Application No :NA
Filing Date :NA
(87) International Publication No : NA
(61) Patent of Addition to Application Number :NA
Filing Date :NA
(62) Divisional to Application Number :NA
Filing Date :NA

(71)**Name of Applicant :**
1)COGNIZANT TECHNOLOGY SOLUTIONS INDIA PVT. LTD.
Address of Applicant :TECHNO COMPLEX, NO. 5/535, OLD MAHABALIPURAM ROAD, OKKIYAM THORAIPAKKAM, CHENNAI - 600 097 Tamil Nadu India
(72)**Name of Inventor :**
1)HEMANT RASKAR
2)ASHUTOSH KAVATHEKAR

(57) Abstract :
A method for optimized monitoring and identification of AMI device communication failures in an AMI network is provided. A graphical representation of AMI devices is generated comprising nodes corresponding to AMI devices and links representing connectivity between AMI devices. The graphical representation is generated based on data associated with AMI devices retrieved via AMI network in real time. Further, properties of the AMI devices are computed using the graphical representation based on values associated with the nodes corresponding to the AMI devices. The graphical representation is modified based on the computed properties and predefined rules. Nodes in the modified graphical representation are selected and processed in an order based on AMI device hierarchy, priority and criticality. Further, the graphical representation is modified based on processing of selected nodes. AMI device with communication failures are identified from at least one of the generated and modified graphical representation of AMI devices.

No. of Pages : 78 No. of Claims : 23

(12) PATENT APPLICATION PUBLICATION
(19) INDIA
(22) Date of filing of Application :16/01/2013

(21) Application No.360/CHENP/2013 A
(43) Publication Date : 20/05/2016

(54) Title of the invention : RADIAL DAMPING MECHANISM AND USE FOR BELT TENSIONING

(51) International classification :F16H7/12
(31) Priority Document No :12/820400
(32) Priority Date :22/06/2010
(33) Name of priority country :U.S.A.
(86) International Application No :PCT/US2011/039544
Filing Date :08/06/2011
(87) International Publication No :WO 2011/162948
(61) Patent of Addition to Application Number :NA
Filing Date :NA
(62) Divisional to Application Number :NA
Filing Date :NA

(71)**Name of Applicant :**
1)DAYCO IP HOLDINGS LLC
Address of Applicant :2025 W. Sunshine Street Suite L145 Springfield Missouri 65S07 U.S.A.
(72)**Name of Inventor :**
1)LANNUTTI Anthony E.
2)FERGUSON Joshua J. B.

(57) Abstract :
A tensioner for an endless power transmitting element in a drive system is disclosed that includes an arm rotatable about an axis and having a sleeve that includes a ramp face or contoured face a damper cup having a protrusion and a plate a spring case that houses the sleeve of the arm and the damper cup with the damper cup s plate mated with the ramp face or contoured face of the sleeve. During wind up of the tensioner a normal force is applied to the damper cup s protrusion that moves the plate along the ramp face or contoured face in a first direction and in the first direction the ramp face or contoured face pushes the damper cup generally radially outward into the spring case to provide frictional damping.

FIG. 1

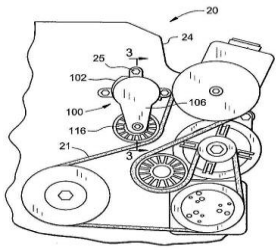

No. of Pages : 26 No. of Claims : 28

(12) PATENT APPLICATION PUBLICATION
(19) INDIA
(22) Date of filing of Application :23/01/2013
(21) Application No.304/CHE/2013 A
(43) Publication Date : 20/05/2016

(54) Title of the invention : BRAKESHOE MONITORING SYSTEM

(51) International classification :F16D
(31) Priority Document No :NA
(32) Priority Date :NA
(33) Name of priority country :NA
(86) International Application No :NA
Filing Date :NA
(87) International Publication No : NA
(61) Patent of Addition to Application Number :NA
Filing Date :NA
(62) Divisional to Application Number :NA
Filing Date :NA

(71)**Name of Applicant :**
1)D. ABILASH
Address of Applicant :NO.79/227, PANDAMANGALAM, THIYAGARAJA NAGAR, WORAIYUR, TRICHY 620 003 Tamil Nadu India
(72)**Name of Inventor :**
1)D. ABILASH
2)P. ASHOK
3)R. GOKUL RAMESH
4)P. SUBRAMANIAM

(57) Abstract :
Nowadays, the rate of accidents due to brake slippage in automotive systems is very high. One of the reasons for brake slippage is worn out Brake shoe. In this patent, we propose an innovative concept of designing an Automatic Brake shoe Monitoring System using Proximity sensor. It monitors the Brake system and once the Brake shoes were worn out, it will alert the user. Over a period of time, the size of the Brake shoe will be reduced due to friction between the Brake shoe and the friction lining in the brake drum. The reduction in its size implies that the Brake shoe is worn out. When the brake is applied with worn Brake shoe, brake slippage occurs. Our patent intends to alert the user before the slippage level by Automatic Brake shoe Monitoring System using Proximity sensor.

No. of Pages : 11 No. of Claims : 4

(12) PATENT APPLICATION PUBLICATION
(21) Application No.320/CHE/2013 A
(19) INDIA
(22) Date of filing of Application :24/01/2013
(43) Publication Date : 20/05/2016

(54) Title of the invention : ECO-FRIENDLY INSECT TRAPPER

(51) International classification :A01M
(31) Priority Document No :NA
(32) Priority Date :NA
(33) Name of priority country :NA
(86) International Application No :NA
Filing Date :NA
(87) International Publication No : NA
(61) Patent of Addition to Application Number :NA
Filing Date :NA
(62) Divisional to Application Number :NA
Filing Date :NA

(71)**Name of Applicant :**
1)THEJ KUMAR KOOJUGODU
Address of Applicant :NO: 501/176, 1ST FLOOR, 1ST CROSS, VIDYANAGAR, OPP: SKF BEARINGS, HOSUR ROAD, BENGALURU - 560 099 Karnataka India
(72)**Name of Inventor :**
1)THEJ KUMAR KOOJUGODU

(57) Abstract :
which has a stainless steel container/casing (1), with perforations at the central portion of the side walls and is blocked at the bottom end. The top end of the casing is covered by a Stainless Steel Lid (5), through which a Stainless steel post (10) protrudes and carries a Light Emitting Device Holder (8), which is screwed to the post end. To the holder, an Light Emitting Diode (9) emitting appropriate wave length to attract insects is glued and an acrylic glass holder (7) directs the light properly and effectively. The trapped insects are sucked into the container by a fan (3) and are trapped in a fiber mesh (2), which immobilize the insects. The trapped insects after a few minutes of struggle, ultimately give-up and die. Light Emitting Device Driver (4) converts the Alternate Current to Direct Current.

No. of Pages : 13 No. of Claims : 4

(12) PATENT APPLICATION PUBLICATION
(19) INDIA
(22) Date of filing of Application :15/01/2013

(21) Application No.347/CHENP/2013 A
(43) Publication Date : 20/05/2016

(54) Title of the invention : CAPACITIVE TOUCH SENSOR HAVING CODE DIVIDED AND TIME DIVIDED TRANSMIT WAVEFORMS

(51) International classification :G06F3/044,G06F3/041
(31) Priority Document No :12/838419
(32) Priority Date :16/07/2010
(33) Name of priority country :U.S.A.
(86) International Application No :PCT/US2011/043935
Filing Date :14/07/2011
(87) International Publication No :WO 2012/009493
(61) Patent of Addition to Application Number :NA
Filing Date :NA
(62) Divisional to Application Number :NA
Filing Date :NA

(71)**Name of Applicant :**
1)PERCEPTIVE PIXEL INC.
Address of Applicant :111 Eighth Avenue New York New York 10011 U.S.A.
(72)**Name of Inventor :**
1)WESTHUES Jonathan
2)HAN Jefferson Y.

(57) Abstract :
Methods systems and apparatus including computer programs encoded on a computer storage medium for digital signal processing (DSP) techniques for generally improving a signal to noise ratio (SNR) of capacitive touch sensors.

No. of Pages : 69 No. of Claims : 32

(12) PATENT APPLICATION PUBLICATION
(19) INDIA
(22) Date of filing of Application :16/01/2013

(21) Application No.356/CHENP/2013 A
(43) Publication Date : 20/05/2016

(54) Title of the invention : SELF SUPPORTING CABLE

(51) International classification :H01B7/18
(31) Priority Document No :NA
(32) Priority Date :NA
(33) Name of priority country :NA
(86) International Application No :PCT/SE2010/050789
Filing Date :06/07/2010
(87) International Publication No :WO 2012/005641
(61) Patent of Addition to Application Number :NA
Filing Date :NA
(62) Divisional to Application Number :NA
Filing Date :NA

(71)**Name of Applicant :**
1)NKT Cables Group A/S
Address of Applicant :Vibeholms All 25, 2605 Br¸ndby, Denmark Denmark
(72)**Name of Inventor :**
1)JOHNSEN Ulf Fridtjof
2)EFRAIMSSON Lars

(57) Abstract :
The current invention relates to self supporting cables that often are aerial mounted between cable fixing points (800) and where the conductors in the cables act as the bearing elements. In this type of cables slippage between the surfaces of different layers in the cable is undesirable. On the other hand it must be possible to easily bend the cable even for larger dimensions. Both these requirements are difficult to meet with the solutions from prior art. The present invention overcomes this by introducing an intermediate layer (130) between the surfaces (112 121) comprising at least on tape (511) with friction particles (512) where the friction obtained by the friction particles (512) is low enough to allow the two surfaces (112 121) to slip relatively each other in longitudinal direction enough so that the cable 100 can be bent but prevents the two surfaces (112 121) from slipping in response to an inwardly directed radial pressure force (F) at the cable fixing points (800).

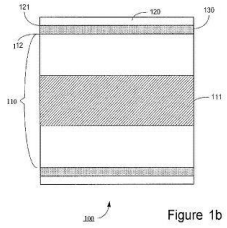

Figure 1b

No. of Pages : 21 No. of Claims : 9

(12) PATENT APPLICATION PUBLICATION
(19) INDIA
(22) Date of filing of Application :29/01/2013
(21) Application No.366/CHE/2013 A
(43) Publication Date : 20/05/2016

(54) Title of the invention : SYSTEM AND METHOD FOR DETERMINING A LUBRICANT DISCARD INTERVAL

(51) International classification :G06Q
(31) Priority Document No :13/363,433
(32) Priority Date :01/02/2012
(33) Name of priority country :U.S.A.
(86) International Application No :NA
Filing Date :NA
(87) International Publication No : NA
(61) Patent of Addition to Application Number :NA
Filing Date :NA
(62) Divisional to Application Number :NA
Filing Date :NA

(71)**Name of Applicant :**
1)AFTON CHEMICAL CORPORATION
Address of Applicant :500 SPRING STREET, RICHMOND, VIRGINIA 23219 U.S.A.
(72)**Name of Inventor :**
1)TODD M. DVORAK
2)ROBERT T. DITTMEIER
3)DEWEY P. SZEMENYEI

(57) Abstract :
A system, a method and a computer program to determine the usability of a lubricant such as, e.g., engine oil, and when to replace the lubricant in a particular engine. The system, method, and computer program are further configured to generate a lubricant discard interval for each engine in, e.g., a companys fleet of vehicles. The system, method, and computer program are configured to generate lubricant discard interval schedule for each of the vehicles in the companys fleet based on the lubricant discard intervals.

No. of Pages : 48 No. of Claims : 22

(12) PATENT APPLICATION PUBLICATION
(21) Application No.339/CHE/2013 A
(19) INDIA
(22) Date of filing of Application :24/01/2013
(43) Publication Date : 20/05/2016

(54) Title of the invention : FUEL PUMP DEVICE FOR VEHICLE ENGINES •

(51) International classification :B60K15/00
(31) Priority Document No :2012-033048
(32) Priority Date :17/02/2012
(33) Name of priority country :Japan
(86) International Application No :NA
Filing Date :NA
(87) International Publication No : NA
(61) Patent of Addition to Application Number :NA
Filing Date :NA
(62) Divisional to Application Number :NA
Filing Date :NA

(71)**Name of Applicant :**
1)SUZUKI MOTOR CORPORATION
Address of Applicant :300, Takatsuka-cho, Minami-ku, Hamamatsu-shi, Shizuoka-Ken , Japan Japan
(72)**Name of Inventor :**
1)Hiroyuki KANEKO

(57) Abstract :
A fuel pump device is installed in an engine compartment of a vehicle. The engine is placed in the engine compartment with a crankshaft extending in the vehicle width direction. An in-vehicle component is placed at one side of the engine compartment in the vehicle width direction relative to the engine. In the fuel pump device, an attachment is mounted on an end of the top of a cam housing mounted on the upper surface of the cylinder head. The end of the top of the cam housing is located at the other side of the engine compartment in the vehicle width direction relative to the engine. The attachment is so inclined with respect to the vehicle longitudinal direction as to be directed obliquely backward and upward from the cam shaft member toward the engine hood and the dash panel.

No. of Pages : 29 No. of Claims : 6

(12) PATENT APPLICATION PUBLICATION
(19) INDIA
(22) Date of filing of Application :15/01/2013
(21) Application No.348/CHENP/2013 A
(43) Publication Date : 20/05/2016

(54) Title of the invention : CAPACITIVE TOUCH SENSOR HAVING CORRELATION WITH A RECEIVER

(51) International classification :G06F3/044,G06F3/041
(31) Priority Document No :12/838420
(32) Priority Date :16/07/2010
(33) Name of priority country :U.S.A.
(86) International Application No :PCT/US2011/043936
Filing Date :14/07/2011
(87) International Publication No :WO 2012/009494
(61) Patent of Addition to Application Number :NA
Filing Date :NA
(62) Divisional to Application Number :NA
Filing Date :NA

(71)**Name of Applicant :**
1)PERCEPTIVE PIXEL INC.
Address of Applicant :111 Eighth Avenue New York New York 10011 U.S.A.
(72)**Name of Inventor :**
1)WESTHUES Jonathan
2)HAN Jefferson Y.

(57) Abstract :
Methods systems and apparatus including computer programs encoded on a computer storage medium for digital signal processing (DSP) techniques for generally improving a signal to noise ratio (SNR) of capacitive touch sensors.

FIG. 1

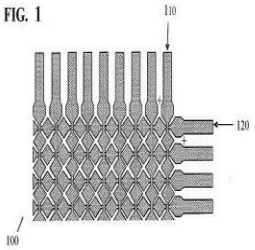

No. of Pages : 70 No. of Claims : 45

(12) PATENT APPLICATION PUBLICATION
(19) INDIA
(22) Date of filing of Application :16/01/2013

(21) Application No.357/CHENP/2013 A
(43) Publication Date : 20/05/2016

(54) Title of the invention : SELF SUPPORTING CABLE

(51) International classification :H01B7/18
(31) Priority Document No :NA
(32) Priority Date :NA
(33) Name of priority country :NA
(86) International Application No :PCT/SE2010/050785
Filing Date :06/07/2010
(87) International Publication No :WO 2012/005638
(61) Patent of Addition to Application Number :NA
Filing Date :NA
(62) Divisional to Application Number :NA
Filing Date :NA

(71)**Name of Applicant :**
1)NKT Cables Group A/S
Address of Applicant :Vibeholms All 25, 2605 Br¸ndby, Denmark Denmark
(72)**Name of Inventor :**
1)JOHNSEN Ulf Fridtjof
2)EFRAIMSSON Lars

(57) Abstract :
The current invention relates to self supporting cables that often are aerial mounted between cable fixing points (800) and where the conductors in the cables act as the bearing elements. In this type of cables slippage between the surfaces of different layers in the cable is undesirable. On the other hand it must be possible to easily bend the cable even for larger dimensions. Both these requirements are difficult to meet with the solutions from prior art. The present invention overcomes this by introducing an intermediate layer (130) in the cable (100) located between and adhered to the surfaces (112 121) of the layers and having a frictional inner structure allowing the two surfaces (112 121) to slip relatively each other in longitudinal direction enough so that the cable (100) can be bent but prevents the two surfaces {112 121) from slipping in response to an inwardly directed radial pressure force (F) at the cable fixing points (800).

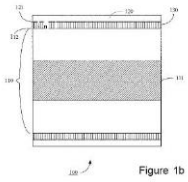
Figure 1b

No. of Pages : 21 No. of Claims : 8

(12) PATENT APPLICATION PUBLICATION
(21) Application No.367/CHE/2013 A
(19) INDIA
(22) Date of filing of Application :29/01/2013
(43) Publication Date : 20/05/2016

(54) Title of the invention : EXHAUST MUFFLER DEVICE

(51) International classification	:F01N
(31) Priority Document No	:2012-022011
(32) Priority Date	:03/02/2012
(33) Name of priority country	:Japan
(86) International Application No	:NA
Filing Date	:NA
(87) International Publication No	: NA
(61) Patent of Addition to Application Number	:NA
Filing Date	:NA
(62) Divisional to Application Number	:NA
Filing Date	:NA

(71)**Name of Applicant :**
1)HONDA MOTOR CO., LTD.
Address of Applicant :1-1, MINAMI-AOYAMA 2-CHOME, MINATO-KU, TOKYO, 107-8556 Japan
2)YUTAKA GIKEN CO., LTD.
(72)**Name of Inventor :**
1)ATSUSHI MURAKAMI
2)HIROSHI MAHIRA
3)YASUHIKO OTSUKA
4)MOTOYUKI AOKI

(57) Abstract :
In an exhaust muffler device (60) having an exhaust pipe upstream portion (61A) connected to an exhaust port (55A) of an engine (13), and a catalytic device (63) for purifying exhaust gas from the exhaust pipe upstream portion (61A), the exhaust pipe upstream portion (61A) is formed as a small assembly (90) obtained by integrally welding an exhaust port connection portion (72) , a cylindrical pipe portion (73) and a connection pipe portion (74) connected to the catalytic device (63), the catalytic device (63) has an internal catalytic medium (80) and a cylindrical case (82) for holding the internal catalytic medium (80) , a rear end (74B) of the connection pipe portion (74) and the cylindrical case (82) of the catalytic device (63) are welded to-each other to be integrally assembled with each other, the plate thickness (Tl) of the connection pipe portion (74) is set to be larger than the plate thickness (T2) of the cylindrical case (82) , and the rear end (74B) of the connection pipe portion (74) and the catalytic device (63) are welded to each other so that an end portion (84) of the cylindrical case (82) and the outer periphery of the connection pipe portion (74) are overlapped with each other.

No. of Pages : 38 No. of Claims : 5

(12) PATENT APPLICATION PUBLICATION
(21) Application No.245/CHE/2013 A
(19) INDIA
(22) Date of filing of Application :18/01/2013
(43) Publication Date : 20/05/2016

(54) Title of the invention : NOVEL HAIR GROWTH PROMOTING TOPICAL FORMULATION

(51) International classification	:A61K	(71)**Name of Applicant :**
(31) Priority Document No	:NA	**1)PULI RUPESH KUMAR**
(32) Priority Date	:NA	Address of Applicant :H.NO. 7-106/6, PLOT NO. 119,
(33) Name of priority country	:NA	VENKATESHWARA COLONY, OPP. ARCI, BALAPUR,
(86) International Application No	:NA	HYDERABAD - 500 005 Andhra Pradesh India
Filing Date	:NA	(72)**Name of Inventor :**
(87) International Publication No	: NA	**1)PULI RUPESH KUMAR**
(61) Patent of Addition to Application Number	:NA	
Filing Date	:NA	
(62) Divisional to Application Number	:NA	
Filing Date	:NA	

(57) Abstract :
The present invention provides novel transparent liquid formulation for application to the scalp, containing L-arginine as the active ingredient, which enables sufficient transepithelial delivery of arginine across the skin layers through enhanced skin permeation by pharmaceutical innovation leading to healthy hair growth and reduction of hair loss. The present invention also provides a process for preparing the formulation.

No. of Pages : 14 No. of Claims : 7

(12) PATENT APPLICATION PUBLICATION
(21) Application No.306/CHE/2013 A
(19) INDIA
(22) Date of filing of Application :23/01/2013
(43) Publication Date : 20/05/2016

(54) Title of the invention : BAS REVOLVING ENGINE

(51) International classification :F02B
(31) Priority Document No :NA
(32) Priority Date :NA
(33) Name of priority country :NA
(86) International Application No :NA
Filing Date :NA
(87) International Publication No : NA
(61) Patent of Addition to Application Number :NA
Filing Date :NA
(62) Divisional to Application Number :NA
Filing Date :NA

(71)**Name of Applicant :**
1)D. ABILASH
Address of Applicant :NO.79/227, PANDAMANGALAM, THIYAGARAJA NAGAR, WORAIYUR, TRICHY - 620 003 Tamil Nadu India
(72)**Name of Inventor :**
1)D. ABILASH
2)N. BAPTIC PACKIARAJ
3)B. SATHYA NARAYANAN
4)S. SURESH KUMAR

(57) Abstract :
This patent work is based on the diesel engine that works on rotary motion, which produces power for every 180°, it has four pistons. The power stroke occurs simultaneously in both the place. The piston is guided by the guiding groove, for engagement and disengagement on the output shaft. The flywheel is connected to the output shaft. This rotary motion of the piston is directly connected to the output shaft by the slot mechanism. The piston has two slots on topside and two on the bottom side and also it has two on right side and one on the left side.

No. of Pages : 12 No. of Claims : 3

(12) PATENT APPLICATION PUBLICATION
(19) INDIA
(22) Date of filing of Application :24/01/2013
(21) Application No.322/CHE/2013 A
(43) Publication Date : 20/05/2016

(54) Title of the invention : BEARING LUBRICATION

(51) International classification :F16H
(31) Priority Document No :13/484,196
(32) Priority Date :30/05/2012
(33) Name of priority country :U.S.A.
(86) International Application No :NA
Filing Date :NA
(87) International Publication No : NA
(61) Patent of Addition to Application Number :NA
Filing Date :NA
(62) Divisional to Application Number :NA
Filing Date :NA

(71)**Name of Applicant :**
1)FAIRFIELD MANUFACTURING COMPANY, INC.
Address of Applicant :US ROUTE 52 SOUTH, LAFAYETTE, INDIANA 47903 U.S.A.
(72)**Name of Inventor :**
1)CARLTON, KENNETH E.

(57) Abstract :
Lubricating oil is forced and pumped into and through the first passageway through the floating ring gear and into the annuius between the gearbox housing and the floating ring gear. Lubricating oil from the annuius is pumped into and through the second passageway and through the joint between the second and third passageway, and through the third passageway into the void in the cover. Thereafter the oil passes through the fourth passageway between the void in the cover and the circumferential recess in the cover and lubricating the bearing mounted adjacent the recess in the cover/housing.

No. of Pages : 62 No. of Claims : 14

(12) PATENT APPLICATION PUBLICATION
(19) INDIA
(22) Date of filing of Application :29/01/2013
(21) Application No.368/CHE/2013 A
(43) Publication Date : 20/05/2016

(54) Title of the invention : SYSTEM AND METHOD FOR FACE CAPTURE AND MATCHING

(51) International classification :G06F
(31) Priority Document No :61/592,305
(32) Priority Date :30/01/2012
(33) Name of priority country :U.S.A.
(86) International Application No :NA
Filing Date :NA
(87) International Publication No : NA
(61) Patent of Addition to Application Number :NA
Filing Date :NA
(62) Divisional to Application Number :NA
Filing Date :NA

(71)**Name of Applicant :**
1)Accenture Global Services Limited
Address of Applicant :3 Grand Canal Plaza, Grand Canal Street Upper, Dublin 4, IRELAND Ireland
(72)**Name of Inventor :**
1)Cyrille BATALLER
2)Anders ASTROM

(57) Abstract :
According to an example, a face capture and matching system may include a memory storing machine readable instructions to receive captured images of an area monitored by an image capture device, and detect one or more faces in the captured images. The memory may further store machine readable instructions to track movement of the one or more detected faces in the area monitored by the image capture device, and based on the one or more tracked detected faces, select one or more images from the captured images to be used for identifying the one or more tracked detected faces. The memory may further store machine readable instructions to select one or more fusion techniques to identify the one or more tracked detected faces using the one or more selected images. The face capture and matching system may further include a processor to implement the machine readable instructions.

No. of Pages : 43 No. of Claims : 20

(12) PATENT APPLICATION PUBLICATION
(19) INDIA
(22) Date of filing of Application :16/01/2013
(21) Application No.368/CHENP/2013 A
(43) Publication Date : 20/05/2016

(54) Title of the invention : BLOOD PLASMA BIOMARKERS FOR BEVACIZUMAB COMBINATION THERAPIES FOR TREATMENT OF PANCREATIC CANCER

(51) International classification :G01N33/574
(31) Priority Document No :10170004.5
(32) Priority Date :19/07/2010
(33) Name of priority country :EPO
(86) International Application No :PCT/EP2011/062226
Filing Date :18/07/2011
(87) International Publication No :WO 2012/010546 A1
(61) Patent of Addition to Application Number :NA
Filing Date :NA
(62) Divisional to Application Number :NA
Filing Date :NA

(71)**Name of Applicant :**
1)F. HOFFMANN LA ROCHE AG
Address of Applicant :Grenzacherstrasse 124 CH 4070 Basel Switzerland
(72)**Name of Inventor :**
1)DELMAR Paul
2)FOERNZLER Dorothee
3)KRAUSE Friedemann
4)SCHERER Stefan

(57) Abstract :
The present invention provides methods for improving the treatment effect of a chemotherapy regimen of a patient suffering from pancreatic cancer in particular metastatic pancreatic cancer by adding bevacizumab (Avastin®) to a chemotherapy regimen by determining the expression level in particular the blood plasma expression level of one or more of VEGFA VEGFR2 and PLGF relative to control levels of patients diagnosed with pancreatic cancer in particular metastatic pancreatic cancer. In particular the present invention provides methods of improving the treatment effect wherein the treatment effect is the overall survival and/or progression free survival of the patient. The present invention further provides for methods for assessing the sensitivity or responsiveness of a patient to bevacizumab (Avastin®) in combination with a chemotherapy regimen by determining the expression level in particular the blood plasma expression level of one or more of VEGFA VEGFR2 and PLGF relative to control levels in patients diagnosed with pancreatic cancer in particular metastatic pancreatic cancer.

No. of Pages : 110 No. of Claims : 26

(12) PATENT APPLICATION PUBLICATION
(19) INDIA
(22) Date of filing of Application :17/01/2013
(21) Application No.223/CHE/2013 A
(43) Publication Date : 20/05/2016

(54) Title of the invention : PROCESS FOR PREPARATION OF FINGOLIMOD AND ITS SALTS

(51) International classification :C07C
(31) Priority Document No :NA
(32) Priority Date :NA
(33) Name of priority country :NA
(86) International Application No :NA
Filing Date :NA
(87) International Publication No : NA
(61) Patent of Addition to Application Number :NA
Filing Date :NA
(62) Divisional to Application Number :NA
Filing Date :NA

(71)**Name of Applicant :**
1)SHILPA MEDICARE LIMITED
Address of Applicant :2ND FLOOR, 10/80, RAJENDRA GUNJ, RAICHUR - 584 102 Karnataka India
(72)**Name of Inventor :**
1)SHRAWAT, VIMAL KUMAR
2)RAFIUDDIN
3)CHATURVEDI, AKSHAY KANT

(57) Abstract :
The present invention provides process for preparation of Fingolimod hydrochloride (I). Fingolimod hydrochloride (I) as Form-β obtained by the process of present invention may be useful as active pharmaceutical ingredient in pharmaceutical compositions for the treatment of autoimmune related disorder including multiple sclerosis.

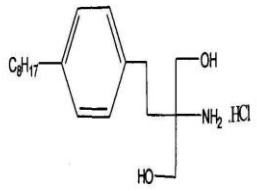

(I)

No. of Pages : 25 No. of Claims : 10

(12) PATENT APPLICATION PUBLICATION
(21) Application No.315/CHE/2013 A
(19) INDIA
(22) Date of filing of Application :23/01/2013
(43) Publication Date : 20/05/2016

(54) Title of the invention : INDEXABLE DRILL INSERT AND ROTARY CUTTING TOOL EMPLOYING SAME

(51) International classification :B23C
(31) Priority Document No :NA
(32) Priority Date :NA
(33) Name of priority country :NA
(86) International Application No :NA
Filing Date :NA
(87) International Publication No : NA
(61) Patent of Addition to Application Number :NA
Filing Date :NA
(62) Divisional to Application Number :NA
Filing Date :NA

(71)**Name of Applicant :**
1)KENNAMETAL INDIA LIMITED
Address of Applicant :8/9th Mile, Tumkur Road, Bangalore 560073, Karnataka, India. Karnataka India
(72)**Name of Inventor :**
1)KARTHIC Ramesh

(57) Abstract :
An insert (10) includes four identical cutting edges (18) disposed at intersection of top and side surfaces surface (12 and 16). Each cutting edge (18) includes first part edge (20) disposed tangent to first reference circle (C1) aligned about central mounting aperture (17); second part edge (22) extending from first part edge (20), second part edge (22) being connected to first part edge (20) via a convex curved portion (26); third part edge (24) disposed tangent to second reference circle (C2) aligned about central mounting aperture (17), second reference circle (C2) having smaller diameter than first reference circle (C1), third part edge (24) being connected to second part edge (22) via a concave curved portion (28); and a convexly curved corner portion (30) extending from third part edge (24) of one of identical cutting edges (18) to first part edge (20) of another one of the identical cutting edges (18).

No. of Pages : 28 No. of Claims : 20

(12) PATENT APPLICATION PUBLICATION
(21) Application No.350/CHE/2013 A
(19) INDIA
(22) Date of filing of Application :28/01/2013
(43) Publication Date : 20/05/2016

(54) Title of the invention : POTKIN ENERGY-NEW RENEWABLE ENERGY

(51) International classification :A61K
(31) Priority Document No :NA
(32) Priority Date :NA
(33) Name of priority country :NA
(86) International Application No :NA
Filing Date :NA
(87) International Publication No : NA
(61) Patent of Addition to Application Number :NA
Filing Date :NA
(62) Divisional to Application Number :NA
Filing Date :NA

(71)**Name of Applicant :**
1)BORIS VJ BRITTO
Address of Applicant :2/44, IIIRD EXTENSION, EZHIL NAGAR, TRICHY - 620 014 Tamil Nadu India
(72)**Name of Inventor :**
1)BORIS VJ BRITTO

(57) Abstract :
This invention is a greatly simplified device for transforming the energy of moving vehicles into useable energy called PotKin energy. The invention is a device for transforming the energy of moving vehicles into useable energy comprising one or more treadle bridge or fixture bridge or lever, and structural members connecting treadle bridge or fixture bridge or lever whereby motions of treadle bridge or fixture bridge or lever relative to one another generates torque, and a means for transferring torque to one or more generators, and a means by which to enable all generator currents to flow in a single beneficial direction.

No. of Pages : 11 No. of Claims : 3

(12) PATENT APPLICATION PUBLICATION
(19) INDIA
(22) Date of filing of Application :16/01/2013

(21) Application No.350/CHENP/2013 A
(43) Publication Date : 20/05/2016

(54) Title of the invention : LED LAMP

(51) International classification	:F21K99/00,F21V25/04,F21Y101/02
(31) Priority Document No	:10168385.2
(32) Priority Date	:05/07/2010
(33) Name of priority country	:EPO
(86) International Application No	:PCT/IB2011/052889
Filing Date	:30/06/2011
(87) International Publication No	:WO 2012/004708
(61) Patent of Addition to Application Number	:NA
Filing Date	:NA
(62) Divisional to Application Number	:NA
Filing Date	:NA

(71)**Name of Applicant :**
1)KONINKLIJKE PHILIPS ELECTRONICS N.V.
Address of Applicant :Groenewoudseweg 1 NL 5621 BA Eindhoven Netherlands
2)PHILIPS INTELLECTUAL PROPERTY & STANDARDS GMBH
(72)**Name of Inventor :**
1)DEPPE Carsten

(57) Abstract :
An LED lamp(1) is provided having at least one LED unit (4) arranged in a housing(2) a first (5 5 5 5) and a second (6) lamp cap being arranged spaced from each other on opposing ends of the housing(2) said lamp caps (5 5 5 5 6) each comprising at least one contact element for connecting said LED unit (4) with a lamp fixture. To enhance the safety of the LED lamp (1) during removal of the lamp (1) from the fixture said first lamp cap (5 5 5 5) comprises contact breaking means(40 40 40) configured to electrically disconnect said contact elements of said first(5 5 5 5)and second (6) lamp caps from each other when said LED lamp (1) is removed from said lamp fixture.

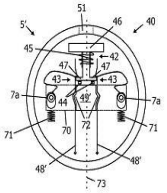

FIG. 7a

No. of Pages : 29 No. of Claims : 13

(12) PATENT APPLICATION PUBLICATION
(19) INDIA
(22) Date of filing of Application :29/01/2013
(21) Application No.379/CHE/2013 A
(43) Publication Date : 20/05/2016

(54) Title of the invention : LINKER AND SUPPORT FOR SOLID PHASE SYNTHESIS OF NUCLEIC ACID

(51) International classification :C07H
(31) Priority Document No :2012-016895
(32) Priority Date :30/01/2012
(33) Name of priority country :Japan
(86) International Application No :NA
Filing Date :NA
(87) International Publication No : NA
(61) Patent of Addition to Application Number :NA
Filing Date :NA
(62) Divisional to Application Number :NA
Filing Date :NA

(71)**Name of Applicant :**
1)NITTO DENKO CORPORATION
Address of Applicant :1-2, SHIMOHOZUMI 1-CHOME, IBARAKI-SHI, OSAKA 567-8680 Japan
2)NATIONAL UNIVERSITY CORPORATION NAGOYA UNIVERSITY
(72)**Name of Inventor :**
1)TSUKAMOTO, MASAKI
2)SUZUKI, NORITAKA
3)HAYAKAWA, YOSHIHIRO
4)MAETA, ERI
5)MORI, KENJIRO
6)MINOMI, KENJIRO

(57) Abstract :
Provided are a universal linker capable of synthesizing nucleic acid having a hydroxy group at the 3 terminal, a universal support carrying the linker, and a synthesis method of nucleic acid using the universal support. A linker for solid phase synthesis of nucleic acid, containing a compound represented by the following formula wherein each symbol is as defined in the specification, is provided.

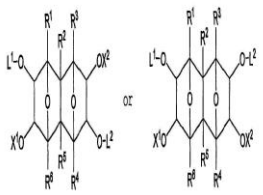

No. of Pages : 46 No. of Claims : 10

(12) PATENT APPLICATION PUBLICATION
(21) Application No.254/CHE/2013 A
(19) INDIA
(22) Date of filing of Application :21/01/2013
(43) Publication Date : 20/05/2016

(54) Title of the invention : A METHOD AND SYSTEM FOR IMPROVISING PHONEBOOK FEATURES OF AN ELECTRONIC DISPLAY DEVICE

(51) International classification	:H04M	(71)**Name of Applicant :**
(31) Priority Document No	:NA	**1)SAMSUNG ELECTRONICS COMPANY**
(32) Priority Date	:NA	Address of Applicant :416 MAETAN-DONG,
(33) Name of priority country	:NA	YEONGTONG-GU, SUWON-SI, GYEONGGI-DO 442-742
(86) International Application No	:NA	Republic of Korea
Filing Date	:NA	(72)**Name of Inventor :**
(87) International Publication No	: NA	**1)ANUJ SHARMA**
(61) Patent of Addition to Application Number	:NA	
Filing Date	:NA	
(62) Divisional to Application Number	:NA	
Filing Date	:NA	

(57) Abstract :
A method and system for improvising phonebook features of an electronic display device is provided. The method includes receiving a keyword as a search input in a phonebook of the electronic display device, searching a message database for the keyword, adding one or more phone numbers associated with the keyword from the message database to a list of search results, and displaying the one or more phone numbers along with the list of search results to a user of the electronic display device. The system includes a plurality of electronic display devices, a communication interface in electronic communication with the plurality of electronic display devices, a memory that stores instructions, and a processor.

No. of Pages : 21 No. of Claims : 10

(12) PATENT APPLICATION PUBLICATION
(21) Application No.284/CHE/2013 A
(19) INDIA
(22) Date of filing of Application :22/01/2013
(43) Publication Date : 20/05/2016

(54) Title of the invention : METHOD AND APPARATUS FOR DEPLOYING INDUSTRIAL PLANT SIMULATORS USING CLOUD COMPUTING TECHNOLOGIES

(51) International classification :G06F
(31) Priority Document No :13/357,341
(32) Priority Date :24/01/2012
(33) Name of priority country :U.S.A.
(86) International Application No :NA
Filing Date :NA
(87) International Publication No : NA
(61) Patent of Addition to Application Number :NA
Filing Date :NA
(62) Divisional to Application Number :NA
Filing Date :NA

(71)**Name of Applicant :**
1)EMERSON PROCESS MANAGEMENT POWER & WATER SOLUTIONS, INC.
Address of Applicant :200 BETA DRIVE, PITTSBURGH, PENNSYLVANIA 15238 U.S.A.
(72)**Name of Inventor :**
1)KEPHART, RICHARD, W.
2)SANCHEZ, HERMAN
3)ABRUZERE, EUGENE

(57) Abstract :
A system and method for operating a remote plant simulation system is disclosed. The system and method uses a light application at the plant to collect relevant data and communicate it to a remote plant simulation. The remote plant simulation uses the relevant data, including data from the actual process, to create a process simulation and communicate the display data to the light application operating at the plant where it is displayed to a user. The remote system offers the advantage of offering decreased cost and improved simulation as the equipment cost, operator cost and set up cost is shared by a plurality of users. Further, the data may be stored remotely and subject to data analytics which may identify additional areas for efficiency in the plant.

No. of Pages : 56 No. of Claims : 20

(12) PATENT APPLICATION PUBLICATION
(21) Application No.307/CHE/2013 A
(19) INDIA
(22) Date of filing of Application :23/01/2013
(43) Publication Date : 20/05/2016

(54) Title of the invention : METHOD AND SYSTEM TO MINIMALLY REPRESENT AND SEGMENT PATTERNS IN A TIME SERIES DATA

(51) International classification :G06K
(31) Priority Document No :NA
(32) Priority Date :NA
(33) Name of priority country :NA
(86) International Application No :NA
Filing Date :NA
(87) International Publication No : NA
(61) Patent of Addition to Application Number :NA
Filing Date :NA
(62) Divisional to Application Number :NA
Filing Date :NA

(71)**Name of Applicant :**
1)SAMSUNG R & D INSTITUTE INDIA- BANGALORE PRIVATE LIMITED
Address of Applicant :Bagmane Lakeview, Block B, No. 66/1, Bagmane Tech Park, CV Raman Nagar, Byrasandra, Bangalore-560093 Karnataka India
(72)**Name of Inventor :**
1)Praveen Pankajakshan
2)Hyoungmin Park
3)Rangavittal Narayanan

(57) Abstract :
ABSTRACT A method and system to minimally represent and segment patterns in a time series data is disclosed. The invention relates to simultaneous pre-processing, detection and segmentation of patterns in a time series data, where the acquired signals are re-represented with maximal information/morphology/structural content and minimal noise or redundancy. The estimated signal is considered to be the best fit to the acquired signal satisfying certain statistical conditions. The best fit signal is piece-wise continuous where the start and end of a pattern within the time series is given by knots in the minimal signal and the knots are identified by estimating the iso-electric line. The patterns in the time series are segmented by comparing the minimal signal knots with the acquired signal and where the resulting segmented patterns are used for recognition and classification. The start and stop of a pattern is defined by its deviation from the baseline. FIG. 1

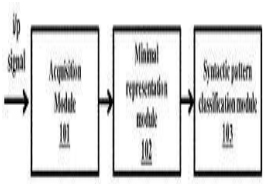

FIG.1

No. of Pages : 46 No. of Claims : 15

(12) PATENT APPLICATION PUBLICATION
(21) Application No.380/CHE/2013 A
(19) INDIA
(22) Date of filing of Application :29/01/2013
(43) Publication Date : 20/05/2016

(54) Title of the invention : SYSTEM FOR MOUNTING ELECTRICAL ENCLOSURES

(51) International classification	:H01H	(71)**Name of Applicant :**
(31) Priority Document No	:NA	**1)SCHNEIDER ELECTRIC INDUSTRIES SAS**
(32) Priority Date	:NA	Address of Applicant :35, RUE JOSEPH MONIER, F-92500
(33) Name of priority country	:NA	RUEIL MALMAISON France
(86) International Application No	:NA	(72)**Name of Inventor :**
Filing Date	:NA	**1)NARAYAN PRASAD N R**
(87) International Publication No	: NA	**2)SUNDAR KANNAN**
(61) Patent of Addition to Application Number	:NA	**3)SURESHA RAMEGOWDA**
Filing Date	:NA	
(62) Divisional to Application Number	:NA	
Filing Date	:NA	

(57) Abstract :
A system for mounting electrical enclosure units comprises a hook rod having a hook placed at one end adapted to travel between a clamped position and a declamped position and a hand knob placed at other end adapted to operate the hook rod. The hook rod is accommodated inside an enclosure unit such that the hook rod passes through the enclosure unit and the hook and the handle knob projects at the opposite sides of the enclosure unit. A cam mechanism having a cam plate and a cam bracket is placed inside the enclosure to accommodate the hook rod. The cam plate is provided with sliding cam grooves and cam pin in the hook rod is arranged to slide inside the sliding cam grooves of the cam plate. The hand knob is operated to axially forward to slide the cam pin inside the cam plate, which results in rotation of the hook rod in its axis. The rotation of hook rod shifts the hook between the clamped position and declamped position for mounting the enclosure unit with a holding unit. Fig.l

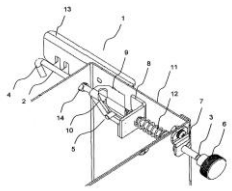

Fig.1

No. of Pages : 31 No. of Claims : 21

(12) PATENT APPLICATION PUBLICATION
(21) Application No.212/CHE/2013 A
(19) INDIA
(22) Date of filing of Application :16/01/2013
(43) Publication Date : 20/05/2016

(54) Title of the invention : METHOD AND SYSTEM FOR MOTIVATING AND OPTIMIZING USAGE OF HIGH OCCUPANCY VEHICLE/HIGH OCCUPANCY TOLL LANE BY DISPLAYING TIME BASED COST METRICS

(51) International classification :G07B
(31) Priority Document No :13/354,803
(32) Priority Date :20/01/2012
(33) Name of priority country :U.S.A.
(86) International Application No :NA
Filing Date :NA
(87) International Publication No : NA
(61) Patent of Addition to Application Number :NA
Filing Date :NA
(62) Divisional to Application Number :NA
Filing Date :NA

(71)**Name of Applicant :**
1)XEROX CORPORATION
Address of Applicant :45 GLOVER AVENUE, P.O., BOX 4505, NORWALK, CONNECTICUT 06856-4505 U.S.A.
(72)**Name of Inventor :**
1)MANDEL, BARRY, P.
2)KULKARNI, RAKESH

(57) Abstract :
A method and system for motivating and optimizing usage of a toll lane by displaying a time based cost metric on an electronic display. The real time electronic display can be configured on the toll lane for displaying information with respect to the toll lane to, for example, a driver on a highway. An average speed of vehicles in the toll lane and/or a non-toll lane of the highway over at least one span can be measured and the average speed can be displayed on the electronic display. A toll rate with respect to the usage of the toll lane can be determined and displayed. A time saving value and a cost per unit time with respect to the usage of the toll lane over the span can be calculated and displayed on the electronic display.

No. of Pages : 18 No. of Claims : 10

(12) PATENT APPLICATION PUBLICATION
(21) Application No.285/CHE/2013 A
(19) INDIA
(22) Date of filing of Application :22/01/2013
(43) Publication Date : 20/05/2016

(54) Title of the invention : COMMUNICATION APPARATUS, METHOD FOR CONTROLLING COMMUNICATION APPARATUS, AND COMPUTER-READABLE STORAGE MEDIUM

(51) International classification	:H04N
(31) Priority Document No	:2012-013036
(32) Priority Date	:25/01/2012
(33) Name of priority country	:Japan
(86) International Application No	:NA
Filing Date	:NA
(87) International Publication No	: NA
(61) Patent of Addition to Application Number	:NA
Filing Date	:NA
(62) Divisional to Application Number	:NA
Filing Date	:NA

(71)**Name of Applicant :**
1)CANON KABUSHIKI KAISHA
Address of Applicant :3-30-2, SHIMOMARUKO, OHTA-KU, TOKYO Japan
(72)**Name of Inventor :**
1)GOTO, FUMIHIDE

(57) Abstract :
A communication apparatus includes means for operating as a providing apparatus for providing a communication parameter to another communication apparatus, means for operating as a reception apparatus for receiving a communication parameter provided from another communication apparatus, determination means for determining a role to perform based on predetermined processing for determining whether the communication apparatus operates as the providing apparatus or the reception apparatus by communication with another communication apparatus, and execution means for execute the predetermined processing again in a case where communication for sharing the communication parameter with another communication apparatus is not started after the determination unit determines that the communication apparatus operates as either the providing apparatus or the reception apparatus.

No. of Pages : 54 No. of Claims : 14

(12) PATENT APPLICATION PUBLICATION
(21) Application No.316/CHE/2013 A
(19) INDIA
(22) Date of filing of Application :23/01/2013
(43) Publication Date : 20/05/2016

(54) Title of the invention : A ROTARY TABLE FOR CRANK SHAFT OIL HOLE DRILLING MACHINING ON A VERTICAL MACHINING CENTER

(51) International classification	:G01C	(71)**Name of Applicant :**
(31) Priority Document No	:NA	**1)Indradev Babu**
(32) Priority Date	:NA	Address of Applicant :315 & 316, Townsend, Avalahalli, S.N.
(33) Name of priority country	:NA	Halli, Yelahanka, Bangalore Karnataka India
(86) International Application No	:NA	(72)**Name of Inventor :**
Filing Date	:NA	**1)Rajesh Gawhale**
(87) International Publication No	: NA	**2)Indradev Babu**
(61) Patent of Addition to Application Number	:NA	
Filing Date	:NA	
(62) Divisional to Application Number	:NA	
Filing Date	:NA	

(57) Abstract :
A system 101 for supporting a workpiece 107 at various angular positions is disclosed, said system 101 comprises, a first rotation means 105 and a second rotation means 106 for supporting at least one workpiece 107 between them. A fixture plate 126 is configured to mount said first rotation means 105 and said second rotation means 106 such that said workpiece is rotated about its longitudinal axis. Further a tilting mechanism 104 is configured to be engaged with said fixture plate 126 which inturn tilts said work piece to various tilt angles. Fig. 1a

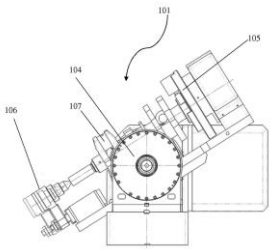

FIG. 1a

No. of Pages : 36 No. of Claims : 10

(12) PATENT APPLICATION PUBLICATION
(19) INDIA
(22) Date of filing of Application :16/01/2013
(21) Application No.381/CHENP/2013 A
(43) Publication Date : 20/05/2016

(54) Title of the invention : NANOSTRUCTURED APREPITANT COMPOSITIONS PROCESS FOR THE PREPARATION THEREOF AND PHARMACEUTICAL COMPOSITIONS CONTAINING THEM

(51) International classification :C07D413/06,A61P9/08,A61K31/5377
(31) Priority Document No :P1000325
(32) Priority Date :18/06/2010
(33) Name of priority country :Hungary
(86) International Application No :PCT/HU2011/000057
Filing Date :17/06/2011
(87) International Publication No :WO 2011/158053 A1
(61) Patent of Addition to Application Number :NA
Filing Date :NA
(62) Divisional to Application Number :NA
Filing Date :NA

(71)**Name of Applicant :**
1)DRUGGABILITY TECHNOLOGIES IP HOLDCO (JERSEY) LTD.
Address of Applicant :12 Castle Street St. Helier Jersey JE2 3RT U.K.
(72)**Name of Inventor :**
1)FILIPCSEI Genovva
2)–TV–S Zsolt
3)HELTOVICS G¡bor
4)DARVAS Ferenc

(57) Abstract :
The present invention is directed to nanostructured Aprepitant compositions process for the preparation thereof and pharmaceutical compositions containing them. The nanoparticles of Aprepitant according to the invention have an average particle size of less than about 200 nm. The stable nanostructured particles of the invention are presented by increased solubility dissolution rate permeability and bioequivalent or enhanced biological performance characterized by significantly decreased fed/fasted effect compared to the reference and marketed drug. Aprepitant is a chemical compound that belongs to a class of drugs called substance P antagonists (SPA). It mediates its effect by acting on neurokinin 1 receptor. Aprepitant is manufactured by Merck & Co. under the brand name Emend for prevention of acute and delayed chemotherapy induced nausea and vomiting (CINV) and for prevention of postoperative nausea and vomiting.

No. of Pages : 20 No. of Claims : 8

(12) PATENT APPLICATION PUBLICATION
(19) INDIA
(22) Date of filing of Application :30/01/2013

(21) Application No.1043/CHENP/2013 A
(43) Publication Date : 20/05/2016

(54) Title of the invention : DYNAMIC LIGHTING SYSTEM WITH A DAILY RHYTHM

(51) International classification :H05B37/02,H05B33/08
(31) Priority Document No :10170256.1
(32) Priority Date :21/07/2010
(33) Name of priority country :EPO
(86) International Application No :PCT/IB2011/053014
Filing Date :07/07/2011
(87) International Publication No :WO 2012/011008
(61) Patent of Addition to Application Number :NA
Filing Date :NA
(62) Divisional to Application Number :NA
Filing Date :NA

(71)**Name of Applicant :**
1)KONINKLIJKE PHILIPS ELECTRONICS N.V.
Address of Applicant :Groenewoudseweg 1 NL 5621 BA Eindhoven Netherlands
(72)**Name of Inventor :**
1)HERREMANS Hannelore Marie Lea Elise
2)SCHLANGEN Lucas Josef Maria
3)GEERDINCK Leonie Maria

(57) Abstract :
The invention provides a method for controlled lighting of an area (2) with a lighting system (1). The method comprises providing with the lighting system (1) according to a predetermined time program general lighting (11) during a predetermined general lighting period and colored lighting (21) during a predetermined first colored lighting period. The time program runs for at least 6 hours. Further in the method a control unit (30) is applied configured to control the lighting system (1) according to the predetermined time program.

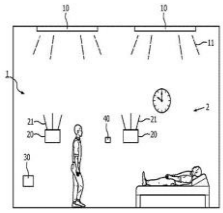

No. of Pages : 26 No. of Claims : 15

(12) PATENT APPLICATION PUBLICATION
(21) Application No.246/CHE/2013 A
(19) INDIA
(22) Date of filing of Application :18/01/2013
(43) Publication Date : 20/05/2016

(54) Title of the invention : NOVEL HAIR GROWTH PROMOTING TOPICAL CREAM

(51) International classification :A61Q7/00
(31) Priority Document No :NA
(32) Priority Date :NA
(33) Name of priority country :NA
(86) International Application No :NA
Filing Date :NA
(87) International Publication No : NA
(61) Patent of Addition to Application Number :NA
Filing Date :NA
(62) Divisional to Application Number :NA
Filing Date :NA

(71)**Name of Applicant :**
1)PULI RUPESH KUMAR
Address of Applicant :H.NO. 7-106/6, PLOT NO. 119, VENKATESHWARA COLONY, OPP. ARCI, BALAPUR, HYDERABAD - 500 005 Andhra Pradesh India
(72)**Name of Inventor :**
1)PULI RUPESH KUMAR

(57) Abstract :
attached

No. of Pages : 18 No. of Claims : 8

(12) PATENT APPLICATION PUBLICATION
(19) INDIA
(22) Date of filing of Application :21/01/2013
(21) Application No.269/CHE/2013 A
(43) Publication Date : 20/05/2016

(54) Title of the invention : SMART RULER

(51) International classification :B43L
(31) Priority Document No :NA
(32) Priority Date :NA
(33) Name of priority country :NA
(86) International Application No :NA
Filing Date :NA
(87) International Publication No : NA
(61) Patent of Addition to Application Number :NA
Filing Date :NA
(62) Divisional to Application Number :NA
Filing Date :NA

(71)**Name of Applicant :**
1)K. SHRIRAM
Address of Applicant :5/1253, 6TH STREET, GANDHI NAGAR II, UDUMALPET 642 126, THIRUPPUR DIST Tamil Nadu India
(72)**Name of Inventor :**
1)K. SHRIRAM

(57) Abstract :
This complete specification is about a Smart Ruler which serves the job of a simple ruler and a conventional drafterscompass. This ruler can make straight lines of units in millimeters, centimeters and in inches. It satisfies the absence of a conventional drafters compass with the strategic holes as mentioned above. When these strategic holes are applied in a 15cm ruler (as shown in figure 1.1), circles or arcs of lmm radius to 120 mm radius can be drawn. When the same strategic holes are applied in a 30cm ruler (as shown in figure 1.2), circles or arcs of lmm radius to 250 mm radius can be drawn. This makes the user to have accurate dimension, eases the user to have a compact standalone product for two purposes and ensures safety as it eliminates the risk due to the sharp edges of a conventional drafterscompass.

No. of Pages : 6 No. of Claims : 5

(12) PATENT APPLICATION PUBLICATION
(21) Application No.369/CHE/2013 A
(19) INDIA
(22) Date of filing of Application :29/01/2013
(43) Publication Date : 20/05/2016

(54) Title of the invention : METHODS AND SYSTEMS FOR LEAST-COST ROUTING OF TRANSACTIONS FOR MERCHANTS

(51) International classification :G06Q
(31) Priority Document No :NA
(32) Priority Date :NA
(33) Name of priority country :NA
(86) International Application No :NA
Filing Date :NA
(87) International Publication No : NA
(61) Patent of Addition to Application Number :NA
Filing Date :NA
(62) Divisional to Application Number :NA
Filing Date :NA

(71)**Name of Applicant :**
1)MPHASIS LIMITED
Address of Applicant :BAGMANE WORLD TECHNOLOGY CENTER MARATHALLI OUTER RING ROAD DODDANAKHUNDI VILLAGE MAHADEVAPURA BANGALORE 560048 Karnataka India
(72)**Name of Inventor :**
1)Chinni Krishna Prasadh

(57) Abstract :
A computer-implemented method, executed by a hardware provider payment gateway system to select a least-cost payment acquirer for an electronic payment to a merchant, includes loading transaction and payment details of a payment instrument. An acquirer list of one or more payment acquirers associated with the merchant and available to the provider payment gateway system is retrieved. A least-cost acquirer among the one or more payment acquirers is determined, by the provider payment gateway system, utilizing a set of predetermined parameters.

No. of Pages : 31 No. of Claims : 16

(12) PATENT APPLICATION PUBLICATION
(19) INDIA
(22) Date of filing of Application :16/01/2013
(21) Application No.369/CHENP/2013 A
(43) Publication Date : 20/05/2016

(54) Title of the invention : CASSETTE WORKSTATION AND METHOD FOR MARKING CONTAINERS CONTAINING A LIQUID

(51) International classification :A61M1/02,A61M1/36
(31) Priority Document No :10 2010 030 370.4
(32) Priority Date :22/06/2010
(33) Name of priority country :Germany
(86) International Application No :PCT/EP2011/060309
Filing Date :21/06/2011
(87) International Publication No :WO 2011/161089 A1
(61) Patent of Addition to Application Number :NA
Filing Date :NA
(62) Divisional to Application Number :NA
Filing Date :NA

(71)**Name of Applicant :**
1)TERUMO BCT INC
Address of Applicant :10811 WEST COLLINS AVENUE LAKEWOOD COLORADO-80215 U.S.A.
(72)**Name of Inventor :**
1)BISET Roland
2)BIDET Fran§ois

(57) Abstract :
The invention pertains to a cassette (1) provided as a cover of an accommodation section of a container (3) which can be filled with a liquid separable into individual components by means of a centrifuge having : a plurality of containers (3 5 7) where a central container (3) is fixedly arranged at the cassette (1) and said central container (3) is connected to at least one outer container (5 7) through interruptible connection means (15 17 11) and a data storage device (19) arranged on the cassette (1) or on the central container (3). Furthermore the invention pertains to a workstation for marking containers (5 7) containing a liquid and a corresponding method.

FIG. 1

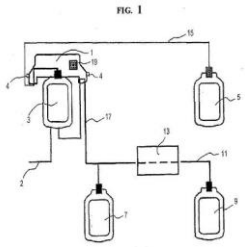

No. of Pages : 26 No. of Claims : 14

(12) PATENT APPLICATION PUBLICATION
(21) Application No.388/CHE/2013 A
(19) INDIA
(22) Date of filing of Application :30/01/2013
(43) Publication Date : 20/05/2016

(54) Title of the invention : PROCESS FOR THE PREPARATION OF 5-[[4-[2,3-DIMETHYL-2H-INDAZOL-6-YL)METHYLAMINO]-2-PYRIMIDINYL]AMINO]-2-METHYLBENZENESULFONAMIDE MONOHYDROCHLORIDE

(51) International classification :C07D
(31) Priority Document No :NA
(32) Priority Date :NA
(33) Name of priority country :NA
(86) International Application No :NA
Filing Date :NA
(87) International Publication No : NA
(61) Patent of Addition to Application Number :NA
Filing Date :NA
(62) Divisional to Application Number :NA
Filing Date :NA

(71)**Name of Applicant :**
1)MSN LABORATORIES LIMITED
Address of Applicant :MSN LABORATORIES LIMITED, FACTORY: SY.NO.317 & 323, RUDRARAM (VIL), PATANCHERU (MDL), MEDAK (DIST) - 502 329 Andhra Pradesh India
(72)**Name of Inventor :**
1)SRINIVASAN THIRUMALAI RAJAN
2)MUPPA KISHORE KUMAR
3)NIMMALA SRINIVAS RAO

(57) Abstract :
The present invention relates to an improved process for the preparation of 5-[[4-[(2,3-dimethyl-2H-indazol-6-yl)methylamino]-2-pyrimidinyl]amino]-2-methylbenzene sulfonamide or its pharmaceutically acceptable salts preferably hydrochloride salt represented by the compound of formula-I. Formula-I

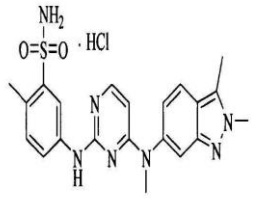

Formula-I

No. of Pages : 28 No. of Claims : 10

(12) PATENT APPLICATION PUBLICATION
(19) INDIA
(22) Date of filing of Application :23/01/2013
(21) Application No.302/CHE/2013 A
(43) Publication Date : 20/05/2016

(54) Title of the invention : BAS DUAL CHARGED ENGINE

(51) International classification :F02B
(31) Priority Document No :NA
(32) Priority Date :NA
(33) Name of priority country :NA
(86) International Application No :NA
Filing Date :NA
(87) International Publication No : NA
(61) Patent of Addition to Application Number :NA
Filing Date :NA
(62) Divisional to Application Number :NA
Filing Date :NA

(71)**Name of Applicant :**
1)S. SURESH KUMAR
Address of Applicant :NO.53/18, EAST ANDAR STREET, TRICHY 620 002 Tamil Nadu India
(72)**Name of Inventor :**
1)D. ABILASH
2)N. BAPTIC PACKIARAJ
3)R. GOKUL RAMESH
4)P. SUBRAMANIAM
5)S. SURESH KUMAR

(57) Abstract :
This patent work is based on diesel engine, where the unburnt gases are wasted in normal 4stroke engine but whereas in this engine after the completion of power stroke again the fresh air enters into the cylinder through inlet valve and the compression is done and power is produced so finally the exhaust valve gets opened. By this process efficiency will be more and less pollutant.

No. of Pages : 8 No. of Claims : 3

(12) PATENT APPLICATION PUBLICATION
(19) INDIA
(22) Date of filing of Application :29/01/2013

(21) Application No.364/CHE/2013 A
(43) Publication Date : 20/05/2016

(54) Title of the invention : VIEWING SYSTEM AND METHOD FOR DISPLAYING AN ENVIRONMENT OF A VEHICLE

(51) International classification	:G06T :EP	(71)**Name of Applicant :** **1)HARMAN BECKER AUTOMOTIVE SYSTEMS GMBH**
(31) Priority Document No	12000590.5-1522	Address of Applicant :BECKER-GORING-STRABE 16, 76307 KARLSBAD Germany
(32) Priority Date	:30/01/2012	(72)**Name of Inventor :**
(33) Name of priority country	:EPO	**1)BERND GABMANN**
(86) International Application No	:NA	**2)KAY-ULRICH SCHOLL**
Filing Date	:NA	**3)JOHANNES QUAST**
(87) International Publication No	: NA	
(61) Patent of Addition to Application Number	:NA	
Filing Date	:NA	
(62) Divisional to Application Number	:NA	
Filing Date	:NA	

(57) Abstract :
A viewing system and method for displaying an environment of a vehicle (100) comprising the steps: recording an image of an environment (900) of the vehicle (100) in the form of image data (RAW) with the aid of a plurality of image capture units (110, 120,130, 140); displaying an output image (330) with the aid of a display device (300); determining a virtual, three-dimensional space (600) and a surface (690) with the aid of an arithmetic unit (200) the virtual, three-dimensional space (600) being at least partially delimited by the surface (690); calculating a projection of the image data (RAW) onto the surface (690) with the aid of the arithmetic unit (200); calculating a virtual vehicle object (500) from predetermined data (Obj) as a computer-generated graphic in the virtual, three-dimensional space (600) with the aid of the arithmetic unit (200); and generating the output image (330) with the aid of the arithmetic unit (200) by rendering a viewing volume (711, 721) which includes the virtual vehicle object (500), the viewing volume (711, 721) being delimited by the surface (690), and the viewing volume (690) being based on a viewing position (710, 720) and a viewing angle (712, 722) and a zoom factor (724) in the virtual, three-dimensional space (600). Figure 1

No. of Pages : 27 No. of Claims : 6

(12) PATENT APPLICATION PUBLICATION
(19) INDIA
(22) Date of filing of Application :16/01/2013
(21) Application No.364/CHENP/2013 A
(43) Publication Date : 20/05/2016

(54) Title of the invention : NONVOLATILE STORAGE ELEMENT AND METHOD FOR MANUFACTURING SAME

(51) International classification	:H01L27/105,H01L45/00,H01L49/00
(31) Priority Document No	:2010-229096
(32) Priority Date	:08/10/2010
(33) Name of priority country	:Japan
(86) International Application No	:PCT/JP2011/005637
Filing Date	:06/10/2011
(87) International Publication No	:WO 2012/046454 A1
(61) Patent of Addition to Application Number	:NA
Filing Date	:NA
(62) Divisional to Application Number	:NA
Filing Date	:NA

(71)**Name of Applicant :**
1)PANASONIC INTELLECTUAL PROPERTY MANAGEMENT CO., LTD
Address of Applicant :2-1-61 Shiromi, Chuo-ku, Osaka, Japan. Japan
(72)**Name of Inventor :**
1)MIKAWA Takumi
2)HAYAKAWA Yukio
3)NINOMIYA Takeki
4)KAWASHIMA Yoshio
5)YONEDA Shinichi

(57) Abstract :
Provided are a variable resistance nonvolatile storage element which stably varies resistance with a low voltage is suitable for a capacity increase and has excellent reliability and a method for manufacturing the variable resistance nonvolatile storage element. A nonvolatile storage element (10) is provided with a first electrode (106) a second electrode (104) and a variable resistance layer (115) which reversibly changes a resistance value on the basis of electrical signals applied to between both the electrodes. The variable resistance layer (115) is provided with a laminated structure in which a first transition metal oxide layer (115x) having a composition expressed by MO a second transition metal oxide layer (115y) having a composition expressed by MO (x>y) and a third transition metal oxide layer (115z) having a composition expressed by MO (y>z) are laminated in this order.

No. of Pages : 71 No. of Claims : 21

(12) PATENT APPLICATION PUBLICATION
(19) INDIA
(22) Date of filing of Application :30/01/2013
(21) Application No.393/CHE/2013 A
(43) Publication Date : 20/05/2016

(54) Title of the invention : SYSTEM AND METHOD FOR PRIORITIZING RESUMES BASED ON A JOB DESCRIPTION

(51) International classification	:G06F
(31) Priority Document No	:NA
(32) Priority Date	:NA
(33) Name of priority country	:NA
(86) International Application No	:NA
Filing Date	:NA
(87) International Publication No	: NA
(61) Patent of Addition to Application Number	:NA
Filing Date	:NA
(62) Divisional to Application Number	:350/CHE/2012
Filed on	:01/01/1900

(71)**Name of Applicant :**
1)FORMCEPT TECHNOLOGIES AND SOLUTIONS PVT LTD
Address of Applicant :E-003, Adarsh Rhythm, 71 Panduranga Nagar, Bangalore 560076, Karnataka (INDIA) Karnataka India
(72)**Name of Inventor :**
1)Anuj Kumar
2)Suresh Srinivasan

(57) Abstract :
A method for prioritizing one or more of resumes based on a job description is provided. The method includes (i) processing the job description to extract one or more keywords and a first period, (ii) extracting, from a first resume and a second resume of the one or more resumes, one or more section, one or more events, a first date range, and a second date range, (iii) obtaining a second period and a third period, (iv) comparing, in the first resume and the second resume, the one or more keywords with the one or more events and the first period with the third period to obtain a relevant event and a relevant section, (v) computing a first weight for the first resume and a second weight for the second resume, and (vi) prioritizing the first resume and the second resume based on the first weight and the second weight.

No. of Pages : 40 No. of Claims : 15

(12) PATENT APPLICATION PUBLICATION
(19) INDIA
(22) Date of filing of Application :21/01/2013
(21) Application No.256/CHE/2013 A
(43) Publication Date : 20/05/2016

(54) Title of the invention : A METHOD AND SYSTEM FOR SHARING A WEB RESOURCE

(51) International classification :G06F
(31) Priority Document No :NA
(32) Priority Date :NA
(33) Name of priority country :NA
(86) International Application No :NA
Filing Date :NA
(87) International Publication No : NA
(61) Patent of Addition to Application Number :NA
Filing Date :NA
(62) Divisional to Application Number :NA
Filing Date :NA

(71)**Name of Applicant :**
1)SAMSUNG ELECTRONICS COMPANY
Address of Applicant :416 MAETAN-DONG, YEONGTONG-GU, SUWON-SI, GYEONGGI-DO 442-742 Republic of Korea
(72)**Name of Inventor :**
1)MANISH CHHABRA
2)MONIL PARMAR

(57) Abstract :
A method and system for sharing a web resource includes is provided. The method includes enabling a user to access a source page and a destination page, enabling the user to perform a drag function and a drop function on a hyperlink, invoking a download plug-in to download data associated with the hyperlink, and enabling attachment of the data to the destination page. The system includes a web server, a communication interface for establishing communication between an electronic device and the web server, a memory that stores instructions and a processor responsive to the instructions to enable a user to access a source page and a destination page, to enable the user to perform a drag function and a drop function on a hyperlink, to invoke a download plug-in to download data associated with the hyperlink and to enable attachment of the data to the destination page.

No. of Pages : 27 No. of Claims : 12

(12) PATENT APPLICATION PUBLICATION
(21) Application No.324/CHE/2013 A
(19) INDIA
(22) Date of filing of Application :24/01/2013
(43) Publication Date : 20/05/2016

(54) Title of the invention : WIRED/WIRELWSS COMMUNICATION ENABLED REMOTE CONTROLLED ROTATING PHASE SELECTOR CUM HIGH SPEED CIRCUIT BREAKER WITH REMOTE CURRENT SETTINGS

(51) International classification :H01H
(31) Priority Document No :NA
(32) Priority Date :NA
(33) Name of priority country :NA
(86) International Application No :NA
Filing Date :NA
(87) International Publication No : NA
(61) Patent of Addition to Application Number :NA
Filing Date :NA
(62) Divisional to Application Number :NA
Filing Date :NA

(71)**Name of Applicant :**
1)MRS. VANI SUKUMAR
Address of Applicant :PRAPATI, NO.36, 2ND MAIN ROAD, KANNAPPA NAGAR (EXTENSION), THIRUVANMIYUR, CHENNAI - 600 041 Tamil Nadu India
(72)**Name of Inventor :**
1)MR. G.V. SUKUMARA

(57) Abstract :
ABSTRACT The present invention relates to a dynamic power distribution management system for controlling power distribution without disturbing the existing distribution network and maintaining the grid discipline while distributing the power and method thereof. The dynamic power distribution management system of the present invention includes atleast three smart grid switches, current diverter cum programme processor boards, microcontroller, modem and power supply housed inside a closed enclosure. The present invention leads to method for distributing, remote current setting to limit load distribution, to detect the load requirement , feeder fault and control the distribution dynamically. This also relates to supply of single phase power to all the consumers for 24 hours in the existing three lines and three phase power at any guaranteed time for any specific duration in the same existing three lines without any disturbance.

No. of Pages : 18 No. of Claims : 5

(12) PATENT APPLICATION PUBLICATION
(19) INDIA
(22) Date of filing of Application :30/01/2013
(21) Application No.389/CHE/2013 A
(43) Publication Date : 20/05/2016

(54) Title of the invention : ELECTRIC CONNECTION TERMINAL

(51) International classification :H01R
(31) Priority Document No :1251034
(32) Priority Date :03/02/2012
(33) Name of priority country :France
(86) International Application No :NA
Filing Date :NA
(87) International Publication No : NA
(61) Patent of Addition to Application Number :NA
Filing Date :NA
(62) Divisional to Application Number :NA
Filing Date :NA

(71)**Name of Applicant :**
1)ABB FRANCE
Address of Applicant :3, AVENUE DU CANADA IMMEUBLE ATHOS, LES ULIS, 91978, COURTABOEUF France
(72)**Name of Inventor :**
1)DA SILVA, FRANCK

(57) Abstract :
The invention relates to a terminal (100) including: - a cage (102) comprising a counter-support wall (104); - a yoke (120) comprising: - a supporting wall (124) delimiting with said counter-support wall (104) a first clamping location (134), laid out so as to allow the introduction of at least one first conducting element; and - a front wall (122); - a clamping member (146); characterized in that the clamping member (146) delimits with the supporting wall (124) of the yoke (120) a second clamping location (131); and in that the front wall (122) of the yoke (120) is provided with a lumen (130) laid out so as to allow introduction into the second clamping location (131) of at least one second conducting element along a second direction (135) parallel to the first direction (136). Fig. 2

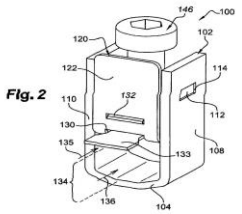

No. of Pages : 18 No. of Claims : 9

(12) PATENT APPLICATION PUBLICATION
(19) INDIA
(22) Date of filing of Application :30/01/2013
(21) Application No.399/CHE/2013 A
(43) Publication Date : 20/05/2016

(54) Title of the invention : AN IMPROVED SUCTION NOZZLE IN A TEXTILE MACHINE

(51) International classification :D01H
(31) Priority Document No :NA
(32) Priority Date :NA
(33) Name of priority country :NA
(86) International Application No :NA
Filing Date :NA
(87) International Publication No : NA
(61) Patent of Addition to Application Number :NA
Filing Date :NA
(62) Divisional to Application Number :NA
Filing Date :NA

(71)**Name of Applicant :**
1)LAKSHMI MACHINE WORKS LTD.
Address of Applicant :PERIANAICKENPALAYAM, COIMBATORE 641 020 Tamil Nadu India
(72)**Name of Inventor :**
1)SRINIVASAN RAJASEKARAN
2)JAYAGOPAL DHARANIPATHI
3)SUBBURAJ RAMPRAKASH

(57) Abstract :
The present invention relates to an improved suction nozzle arrangement for use in compact spinning machine. The improved suction nozzle arrangement (5) comprising condensing zones (5a, 5b) provided with suction slots (7a, 7b). The position of suction slots (7a, 7b) is asymmetry from the center (13) of the nozzle (5).

No. of Pages : 11 No. of Claims : 3

(12) PATENT APPLICATION PUBLICATION
(21) Application No.399/CHENP/2013 A
(19) INDIA
(22) Date of filing of Application :17/01/2013
(43) Publication Date : 20/05/2016

(54) Title of the invention : METHOD FOR PRODUCING FLEXOGRAPHIC PRINTING PLATES USING UV LED IRRADIATION

(51) International classification :G03F1/00,G03F7/20
(31) Priority Document No :10 2010 031 527.3
(32) Priority Date :19/07/2010
(33) Name of priority country :Germany
(86) International Application No :PCT/EP2011/061829
Filing Date :12/07/2011
(87) International Publication No :WO 2012/010459 A1
(61) Patent of Addition to Application Number :NA
Filing Date :NA
(62) Divisional to Application Number :NA
Filing Date :NA

(71)**Name of Applicant :**
1)FLINT GROUP GERMANY GMBH
Address of Applicant :Sieglestr. 25 70469 Stuttgart Germany
(72)**Name of Inventor :**
1)SCHADEBRODT Jens
2)BECKER Armin
3)STEBANI Uwe
4)THATE Maximilian

(57) Abstract :
2 2 The invention relates to a method for producing flexographic printing plates wherein a photopolymerizable flexographic printing element is used as the starting material said element comprising at least the following arranged one on top of the other: a dimensionally stable carrier; and at least one photopolymerizable layer forming a relief which comprises at least an elastomeric binding agent an ethylenically unsaturated compound and a photoinitiator; optionally a rough UV transparent layer comprising at least a particulate substance; and a layer that can be digitally imaged. The method according to the invention comprises at least the following steps: (a) generating a mask by imaging the layer that can be digitally imaged; (b) illuminating the photopolymerizable layer forming the relief through the mask using actinic light and photopolymerizing the image areas of the layer; and (c) developing the photopolymerizable layer by washing out the non photopolymerized areas of the layer forming the relief with an organic solvent or by thermal development. Said method is characterized in that step (b) comprises two illumination steps (b 1) and (b 2) wherein in a first step (b 1) illumination is carried out using actinic light having an intensity of = 100 mW/cmfrom a plurality of UV LEDs and subsequently in a second step (b 2) illumination is carried out using actinic light having an intensity of < 100 mW/cmfrom a UV radiation source other than UV LEDs.

No. of Pages : 40 No. of Claims : 10

(12) PATENT APPLICATION PUBLICATION
(19) INDIA
(22) Date of filing of Application :16/01/2013
(21) Application No.362/CHENP/2013 A
(43) Publication Date : 20/05/2016

(54) Title of the invention : METHOD AND APPARATUS FOR DETECTING AND REGULATING VASCULAR ENDOTHELIAL GROWTH FACTOR (VEGF) BY FORMING A HOMEOSTATIC LOOP EMPLOYING A HALF ANTIBODY BIOSENSOR

(51) International classification	:G01N27/327,G01N33/50,G01N33/53
(31) Priority Document No	:12/820830
(32) Priority Date	:22/06/2010
(33) Name of priority country	:U.S.A.
(86) International Application No	:PCT/US2011/041379
Filing Date	:22/06/2011
(87) International Publication No	:WO 2011/163320
(61) Patent of Addition to Application Number	:NA
Filing Date	:NA
(62) Divisional to Application Number	:NA
Filing Date	:NA

(71)**Name of Applicant :**
1)PHARMACO KINESIS CORPORATION
Address of Applicant :10524 S. La Cienega Blvd Inglewood California 90304 U.S.A.
(72)**Name of Inventor :**
1)SHACHAR Yehoshua
2)CHEN Thomas
3)WU Winston
4)JORDAN Brett
5)CHAN Herwin
6)LUBOFF Paladin
7)ZIMMERMAN Kyle

(57) Abstract :
homeostaticloopA biosensor for detection of vascular endothelial growth factor (VEGF) hybridization uses an array of parallel capacitors to detect electrochemical binding of circulating VEGF to immobilized anti VEGF monoclonal half antibodies (a VEGF mhAb). Binding of a VEGF mhAb modulates the threshold voltage of a circuit changing the impedance of the circuit. An electrode coated with a p Si substrate enhances the affinity between the VEGF molecules. A fluid cell delivers VEGF samples onto the active surface of the chip. An array of parallel capacitors arranged in an interdigitated pattern detects the VEGF in the fluid. The detector provides an accurately measured and quantifiable rate of change of the VEGF molecules in vivo providing real time feedback which is used to measure response of the tumor to delivered chemotherapeutic agents and biological response modifiers (BRMs) for the purpose of determining tumor burden and efficacy of the chemotherapy as part of a for chemotherapy.

No. of Pages : 67 No. of Claims : 38

(12) PATENT APPLICATION PUBLICATION
(19) INDIA
(22) Date of filing of Application :17/01/2013
(21) Application No.401/CHENP/2013 A
(43) Publication Date : 20/05/2016

(54) Title of the invention : METHOD FOR FIGHTING AN OILSPILL IN THE AFTERMATH OF AN UNDERWATER OIL WELL BLOWOUT AND INSTALLATION FOR CARRYING OUT THE METHOD

(51) International classification :E21B43/01
(31) Priority Document No :10166808.5
(32) Priority Date :22/06/2010
(33) Name of priority country :EPO
(86) International Application No :PCT/EP2011/060016
Filing Date :16/06/2011
(87) International Publication No :WO 2011/160999
(61) Patent of Addition to Application Number :NA
Filing Date :NA
(62) Divisional to Application Number :NA
Filing Date :NA

(71)**Name of Applicant :**
1)K„GI Adrian
Address of Applicant :Reblaubenweg 1 CH 8820 Wdenswil Switzerland
(72)**Name of Inventor :**
1)K„GI Adrian

(57) Abstract :
The method for pumping away the oil in the aftermath of a blow out in an offshore oil well comprises the steps of.putting a support structure (4) with surrounding foil (1) over the leaking oil well or pipe (26) in order to create a hollow space overhead the leaking spot on the sea bottom (10) 2.pumping water and oil through the top of the support structure (4) and thereby creating an underpressure below the foil (1) so the foil (1) will be pressed onto the sea bottomdue to hydrostatic pressure of the outside water; 3.continuously pumping away the liquid below the foil (1) from within the support structure (4) until it is pure crude oil and collecting the same. The installation comprises a support structure (4) with an enclosure (12) in order to provide a hollow room overhead a leaking spot or oil pipe (26) and a reinforced foil (1) having such size that it extends at least 10 meters into the surrounding of the support structure (4). The reinforced foil (1) is tightly attached to the lower edge (33) of the enclosure (12) of the support structure (4). At least one pumping pipe (6 7) connectable to the top of the support structure (4) in order to pump liquid from within the support structure (4) and lower side of the foil (1).

Fig. 1.

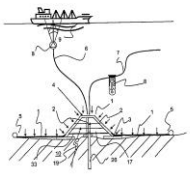

No. of Pages : 24 No. of Claims : 13

(12) PATENT APPLICATION PUBLICATION
(19) INDIA
(22) Date of filing of Application :31/01/2013
(21) Application No.421/CHE/2013 A
(43) Publication Date : 20/05/2016

(54) Title of the invention : BREAST BUILDING AND WAIST SHAPING DEVICE

(51) International classification :A61H
(31) Priority Document No :NA
(32) Priority Date :NA
(33) Name of priority country :NA
(86) International Application No :NA
Filing Date :NA
(87) International Publication No : NA
(61) Patent of Addition to Application Number :NA
Filing Date :NA
(62) Divisional to Application Number :NA
Filing Date :NA

(71)**Name of Applicant :**
1)CHU Hua Ling
Address of Applicant :No.68, Sec. 1, Changxing Rd., Luzhu Township, Taoyuan County 338, Taiwan (R.O.C.) Taiwan
(72)**Name of Inventor :**
1)CHU Hua Ling

(57) Abstract :
A breast building and waist shaping device includes a pad body, whereon are disposed a pillow, a breast building unit and a waist shaping unit. The breast building unit includes a base body with two slot parts. A plurality of bulges, malaxating parts, massaging parts and heating parts are disposed in the slot parts. The waist shaping unit includes a slice body whereon are disposed vibrating and heating parts. Binding bands are disposed on two sides of the slice body. A user lies face-down on the pad body with the breast placed in the slot parts of the breast building unit and the binding bands of the waist shaping unit tied around the waist. In this manner, the effects of breast building and waist shaping are achieved through malaxation, vibration, massage and fomentation.

No. of Pages : 14 No. of Claims : 3

(12) PATENT APPLICATION PUBLICATION
(19) INDIA
(22) Date of filing of Application :17/01/2013
(21) Application No.421/CHENP/2013 A
(43) Publication Date : 20/05/2016

(54) Title of the invention : SYSTEM AND METHOD TO PREVENT MANIPULATION OF TRANSMITTED VIDEO DATA

(51) International classification :H04N5/913,G11B20/00,H04N7/16
(31) Priority Document No :61/364834
(32) Priority Date :16/07/2010
(33) Name of priority country :U.S.A.
(86) International Application No :PCT/EP2011/060652
Filing Date :24/06/2011
(87) International Publication No :WO 2012/007263
(61) Patent of Addition to Application Number :NA
Filing Date :NA
(62) Divisional to Application Number :NA
Filing Date :NA

(71)**Name of Applicant :**
1)NAGRAVISION S.A.
Address of Applicant :Route de Gen¨ve 22 24 CH 1033 Cheseaux sur Lausanne Switzerland
(72)**Name of Inventor :**
1)KUDELSKI Andr
2)NICOLAS Christophe

(57) Abstract :
reference datatest dataThe aim of the invention is to provide a solution to ensure that the content sent by the IRD is the content effectively displayed on the screen. It is then proposed a system to prevent manipulation of transmitted video data comprising an Integrated Receiver Decoder (IRD) receiving audio/video data a display device (TV) said IRD comprising means to transmit an HDMI compliant audio/video data stream toward the display device. This system comprising: means to define a variable area at a location of the image displayed on the display device means to store corresponding to video data of said area which are sent to the display device. means internal or external to the display device to extract the actual displayed video data of said area means to send to said IRD determined from said extracted video data means to compare said test data with said reference data means for switching an operating mode of the system from a standard mode to a disrupted mode in case of difference resulting from this comparison.

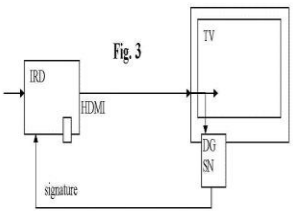

No. of Pages : 16 No. of Claims : 13

(12) PATENT APPLICATION PUBLICATION
(19) INDIA
(22) Date of filing of Application :22/01/2013

(21) Application No.290/CHE/2013 A
(43) Publication Date : 20/05/2016

(54) Title of the invention : VEHICLE SECURITY SYSTEM

(51) International classification :G07C
(31) Priority Document No :NA
(32) Priority Date :NA
(33) Name of priority country :NA
(86) International Application No :NA
Filing Date :NA
(87) International Publication No : NA
(61) Patent of Addition to Application Number :NA
Filing Date :NA
(62) Divisional to Application Number :NA
Filing Date :NA

(71)**Name of Applicant :**
1)TVS MOTOR COMPANY LIMITED
Address of Applicant :JAYALAKSHMI ESTATES • NO.29 (OLD NO.8) HADDOWS ROAD, CHENNAI 600 006 Tamil Nadu India
(72)**Name of Inventor :**
1)SUNIL KUMAR CHIPPA
2)SAMRAJ JABEZ DHINAGAR

(57) Abstract :
The present provides a vehicle security system for a two wheeled vehicle which comprises a vehicle unit , a FOB comprising transponder chip available with the authorized owner of the vehicle; wherein the vehicle unit when triggered/activated by switch actuator unit communicates with the FOB for authentication, if the passive keyless control unit finds the FOB as unique, it activates the engine control unit to start engine otherwise not; and wherein the switch actuator unit is a side stand or centre stand or brake pedal or throttle switch of the two wheeled vehicle . Fig. 3

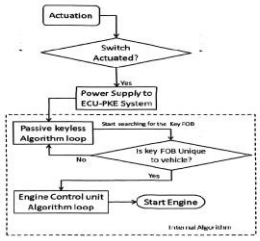

Figure 3

No. of Pages : 15 No. of Claims : 6

(12) PATENT APPLICATION PUBLICATION
(21) Application No.298/CHE/2013 A
(19) INDIA
(22) Date of filing of Application :22/01/2013
(43) Publication Date : 20/05/2016

(54) Title of the invention : A CONTEXT SENSITIVE REMOTE CONTROLLER

(51) International classification :G06F
(31) Priority Document No :NA
(32) Priority Date :NA
(33) Name of priority country :NA
(86) International Application No :NA
Filing Date :NA
(87) International Publication No : NA
(61) Patent of Addition to Application Number :NA
Filing Date :NA
(62) Divisional to Application Number :NA
Filing Date :NA

(71)**Name of Applicant :**
1)LUKUP MEDIA PVT LTD
Address of Applicant :#25/2, NORRIS ROAD, RICHMOND TOWN, BANGALORE - 560 025 Karnataka India
(72)**Name of Inventor :**
1)KALLOL BORAH

(57) Abstract :
The various embodiments herein provide a method and system for providing context sensitive control of TV viewing, where the control actions available on a remote control depends on what is currently viewed on TV. The embodiments herein provide an interactive remote control with display that allows performing personal control features such as reminders, social recommendations, favorite TV shows, search and organization of content. This ensures that the remote control unit is not overloaded with a large set of standard buttons that are not sensitive to what is being viewed on TV and this also ensures that personal activities such as liking a TV program do not disrupt collective viewing and thus provides privacy by displaying text input, contextual menus, notifications and reminders, etc on the remote control rather than on a TV screen.

No. of Pages : 33 No. of Claims : 10

(12) PATENT APPLICATION PUBLICATION
(19) INDIA
(22) Date of filing of Application :16/01/2013
(21) Application No.367/CHENP/2013 A
(43) Publication Date : 20/05/2016

(54) Title of the invention : A METHOD OF FILM EXTRUSION AND APPARATUS FOR SUCH EXTRUSION

(51) International classification :B29C47/14,B29C47/72,B05C5/02
(31) Priority Document No :1010158.2
(32) Priority Date :17/06/2010
(33) Name of priority country :U.K.
(86) International Application No :PCT/EP2011/060170
Filing Date :17/06/2011
(87) International Publication No :WO 2011/157843
(61) Patent of Addition to Application Number :NA
Filing Date :NA
(62) Divisional to Application Number :NA
Filing Date :NA

(71)**Name of Applicant :**
1)RASMUSSEN Ole Bendt
Address of Applicant :Sagenstrasse 12 CH 6318 Walchwil Switzerland
(72)**Name of Inventor :**
1)RASMUSSEN Ole Bendt

(57) Abstract :
A method of forming a film (1) of molten polymer material by extruding said material in a direction (2) out of a narrow exit slot (3) which is an integral part of a wider die chamber (4) of which the major dimension of extension is parallel with the major dimension of the exit slot (3) characterised in that the molten polymer material is formed into one or more flows generally parallel with said major dimension of the exit slot (3) each said flow being pumped in a re circulating arrangement from the chamber inlet (7) to the outlet (8) through conduits connecting the inlet to the outlet while fresh molten polymer material is administered from a reservoir into each re circulating flow.

Fig.1

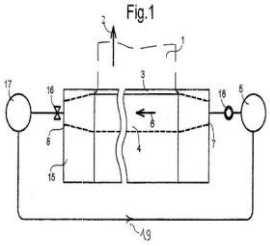

No. of Pages : 14 No. of Claims : 19

(12) PATENT APPLICATION PUBLICATION
(19) INDIA
(22) Date of filing of Application :17/01/2013
(21) Application No.404/CHENP/2013 A
(43) Publication Date : 20/05/2016

(54) Title of the invention : SYSTEM OR BONE FIXATION USING BIODEGRADABLE SCREW HAVING RADIAL CUTOUTS

(51) International classification :A61B17/86,A61B17/88
(31) Priority Document No :61/368,277
(32) Priority Date :28/07/2010
(33) Name of priority country :U.S.A.
(86) International Application No :PCT/US2011/045489
Filing Date :27/07/2011
(87) International Publication No :WO 2012/015888 A1
(61) Patent of Addition to Application Number :NA
Filing Date :NA
(62) Divisional to Application Number :NA
Filing Date :NA

(71)**Name of Applicant :**
1)SYNTHES GMBH
Address of Applicant :Eimattstrasse 3 CH 4436 Oberdorf Switzerland
(72)**Name of Inventor :**
1)KERR Sean
2)SHULTZABARGER Brian

(57) Abstract :
A system for bone fixation is provided including a biodegradable polymer screw and corresponding driver element. The screw is provided with a head having at least two regularly spaced notches. The driver element is provided with a distal end having at least two regularly spaced notches. The outer surface of the driver can correspond to the outer perimeter of the screw head and the notches and prongs are adapted to securably couple in a displacement fit to allow the drive to apply the screw into bone.

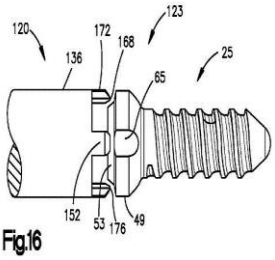

Fig.16

No. of Pages : 31 No. of Claims : 20

(12) PATENT APPLICATION PUBLICATION
(21) Application No.424/CHE/2013 A
(19) INDIA
(22) Date of filing of Application :31/01/2013
(43) Publication Date : 20/05/2016

(54) Title of the invention : ENHANCED SEQUENTIAL METHOD FOR SOLVING PRESSURE/FLOW NETWORK PARAMETERS IN A REAL-TIME DISTRIBUTED INDUSTRIAL PROCESS SIMULATION SYSTEM

(51) International classification :G06F
(31) Priority Document No :13/365,060
(32) Priority Date :02/02/2012
(33) Name of priority country :U.S.A.
(86) International Application No :NA
Filing Date :NA
(87) International Publication No : NA
(61) Patent of Addition to Application Number :NA
Filing Date :NA
(62) Divisional to Application Number :NA
Filing Date :NA

(71)**Name of Applicant :**
1)EMERSON PROCESS MANAGEMENT POWER & WATER SOLUTIONS, INC.
Address of Applicant :200 BETA DRIVE, PITTSBURGH, PENNSYLVANIA 15238 U.S.A.
(72)**Name of Inventor :**
1)CHENG, XU
2)WEN, CHENGTAO

(57) Abstract :
Abstract A pressure and flow calculation technique can be used in a distributed process network simulation system that uses the sequential solving method to perform better or faster simulations of a process flow, especially with respect to process junction nodes at which flow either converges or diverges. The pressure and flow variable determination technique uses a grouped node identification technique that identifies a local set of nodes for each junction node of the process network to use when solving for the pressure at the junction node, a grouped node iteration technique that uses the grouped set of nodes at each junction node to perform iterative pressure calculations at the junction node, and a flow-based pressure calibration technique at each junction node to enable the system to perform highly accurate pressure and flow variable determination at each junction node in real-time.

No. of Pages : 106 No. of Claims : 46

(12) PATENT APPLICATION PUBLICATION
(19) INDIA
(22) Date of filing of Application :16/01/2013
(21) Application No.373/CHENP/2013 A
(43) Publication Date : 20/05/2016

(54) Title of the invention : MATRIX INFUSION MEANS

(51) International classification :A61M5/142,A61M5/168,A61M39/22
(31) Priority Document No :12/842856
(32) Priority Date :23/07/2010
(33) Name of priority country :U.S.A.
(86) International Application No :PCT/US2011/030093
Filing Date :25/03/2011
(87) International Publication No :WO 2012/011976
(61) Patent of Addition to Application Number :NA
Filing Date :NA
(62) Divisional to Application Number :NA
Filing Date :NA

(71)**Name of Applicant :**
1)CAREFUSION 303 INC.
Address of Applicant :3750 Torrey View Court San Diego California 92130 U.S.A.
(72)**Name of Inventor :**
1)KIRKPATRICK Gregg

(57) Abstract :
A matrix infusion cassette for use with an intravenous (IV) pump is disclosed. The matrix infusion cassette includes a body configured to attach to the IV pump the body having one or more inlet ports an outlet port and a plurality of pumping chambers and a plurality of fluid conduits connecting the inlet ports to at least one pumping chamber interconnecting the pumping chambers and connecting at least one pumping chamber to the outlet port.

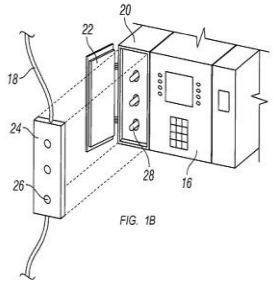

FIG. 1B

No. of Pages : 33 No. of Claims : 20

(12) PATENT APPLICATION PUBLICATION
(19) INDIA
(22) Date of filing of Application :17/01/2013
(21) Application No.402/CHENP/2013 A
(43) Publication Date : 20/05/2016

(54) Title of the invention : DUAL DISPLAY TIMEPIECE

(51) International classification :G04B19/02,G04F7/08,G04B19/23
(31) Priority Document No :10170331.2
(32) Priority Date :21/07/2010
(33) Name of priority country :EPO
(86) International Application No :PCT/EP2011/061038
Filing Date :30/06/2011
(87) International Publication No :WO 2012/010392 A4
(61) Patent of Addition to Application Number :NA
Filing Date :NA
(62) Divisional to Application Number :NA
Filing Date :NA

(71)**Name of Applicant :**
1)BLANCPAIN SA
Address of Applicant :Le Rocher 12 CH 1348 Le Brassus Switzerland
(72)**Name of Inventor :**
1)CALABRESE Vincent

(57) Abstract :
Mechanism (100) for a secondary additional display (2) of a first physical quantity in which a push rod (4) actuates first means of engaging/disengaging said secondary display (2) with respect to a movement (6) comprising a first display (1) and a pivoting first quantity heart cannon pinion (36) of which the engagement/disengagement with respect to said movement (6) are controlled by said first means. A second push rod (5) controls the zero reset of said secondary display (2) by disengaging said first engagement disengagement means and setting said heart cannon pinion (36) to the starting position. Second engagement/disengagement control means comprise either a pivoting time zone runner (20) comprising these being coaxial and able to collaborate frictionally a friction wheel (21) meshing with said movement (6) and a time zone wheel (25) which when said runner (20) is in the engaged position drives a second physical quantity heart cannon pinion (70) and/or a third physical quantity heart cannon pinion (80) or alternatively an inter time zone mechanism (93). Timepiece (1000) comprising such an additional display mechanism.

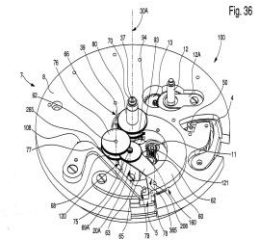

No. of Pages : 58 No. of Claims : 21

(12) PATENT APPLICATION PUBLICATION
(19) INDIA
(22) Date of filing of Application :17/01/2013
(21) Application No.412/CHENP/2013 A
(43) Publication Date : 20/05/2016

(54) Title of the invention : LIGHTING SYSTEMS AND METHODS OF USING LIGHTING SYSTEMS FOR IN VITRO POTENCY ASSAY FOR PHOTOFRIN

(51) International classification :G01N 33/00
(31) Priority Document No :61/654,375
(32) Priority Date :01/06/2012
(33) Name of priority country :U.S.A.
(86) International Application No :PCT/US2013/020485
Filing Date :07/01/2013
(87) International Publication No :WO/2014/081450
(61) Patent of Addition to Application Number :NA
Filing Date :NA
(62) Divisional to Application Number :NA
Filing Date :NA

(71)**Name of Applicant :**
1)CONCORDIA LABORATORIES INC.
Address of Applicant :Canewood Business Centre, 5 Canewood Industrial Park, St. Michael, BB11005, Barbados U.S.A.
(72)**Name of Inventor :**
1)ROBERTS, MICHAEL SCOT

(57) Abstract :
Presently disclosed is a lighting system and methods of using the lighting system for in vitro potency assay for photofrin. The lighting system includes a lamp housing, a first lens, an infrared absorbing filter, an optical filter, and a second lens. The lamp housing includes a lamp and a light-port. In operation, broad spectrum light from the lamp exits the lamp housing by passing through the light-port. The first lens then collimates the broad spectrum light that exits the lamp housing through the light-port. The infrared absorbing filter then passes a first portion of the collimated broad spectrum light to the optical filter and absorbs infrared light of the broad spectrum light. The optical filter then passes a second portion of the collimated broad spectrum light to the second lens. The second lens then disperses the second portion of the collimated light to provide uniform irradiation of a cell culture plate. A method of using the lighting system for studying a photosensitizer is also disclosed.

No. of Pages : 83 No. of Claims : 39

(12) PATENT APPLICATION PUBLICATION
(19) INDIA
(22) Date of filing of Application :18/01/2013
(21) Application No.433/CHENP/2013 A
(43) Publication Date : 20/05/2016

(54) Title of the invention : METHOD AND APPARATUS FOR MEASURING FLUID PROCESS VARIABLE IN A WELL

(51) International classification :H03H
(31) Priority Document No :12/855127
(32) Priority Date :12/08/2010
(33) Name of priority country :U.S.A.
(86) International Application No :PCT/US2011/047027
Filing Date :09/08/2011
(87) International Publication No :W0 2012/021485
(61) Patent of Addition to Application Number :NA
Filing Date :NA
(62) Divisional to Application Number :NA
Filing Date :NA

(71)**Name of Applicant :**
1)ROSEMOUNT INC.
Address of Applicant :12001 Technology Drive Eden Prairie MN 55344 U.S.A.
(72)**Name of Inventor :**
1)HEDTKE Robert C.
2)LU Liangiu

(57) Abstract :
A sensor system (100) for sensing a process variable of fluid at a first location including a variable resonator (200 220) disposed at the first location (106) having a resonant frequency (110) which varies in response to the process variable of the fluid and responsively provides a resonant acoustic signal at the resonant frequency indicative of the process variable. An acoustic sensor (118) disposed at a second location which is spaced apart from the variable resonator is configured to receive the resonant acoustic signal transmitted from the variable resonator (110). Measurement circuitry (102) coupled to the acoustic sensor (118) configured to provide a process variable output related to the process variable of the fluid in response to the received resonant acoustic signal.

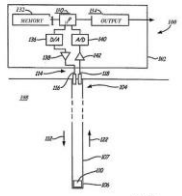

Fig.3

No. of Pages : 18 No. of Claims : 22

(12) PATENT APPLICATION PUBLICATION
(19) INDIA
(22) Date of filing of Application :23/01/2013
(21) Application No.308/CHE/2013 A
(43) Publication Date : 20/05/2016

(54) Title of the invention : OCCUPANT DETECTION SENSOR ASSEMBLY WITH INTEGRATED FASTERNERS

(51) International classification :A47C
(31) Priority Document No :13/358,537
(32) Priority Date :26/01/2012
(33) Name of priority country :U.S.A.
(86) International Application No :NA
Filing Date :NA
(87) International Publication No : NA
(61) Patent of Addition to Application Number :NA
Filing Date :NA
(62) Divisional to Application Number :NA
Filing Date :NA

(71)**Name of Applicant :**
1)DELPHI TECHNOLOGIES, INC.
Address of Applicant :LEGAL STAFF, P.O. BOX 5052, MAIL CODE: 483-400-402, TROY, MICHIGAN 48007-5052 U.S.A.
(72)**Name of Inventor :**
1)PHILLIP B. SPRECHER

(57) Abstract :
A sensor assembly (12) for detecting an occupant on a seating surface of a seat (10) includes an elastomeric mat (26) and a switch mechanism (28) disposed between a first and second plate (22,24). When an occupant having sufficient weight sits on the seating surface, the elastomeric mat (26) compresses and the plates (22) activate the switch mechanism (28). The first and second plates (22, 24) define integrated fasteners (32) configured to slidably couple the first plate (22) to the second plate (24). The plates (22,24) may also define integrated fasteners (32, 34, 52, 55, 58) configured to affix the switch mechanism (28) and elastomeric mat (26) to the sensor assembly (12). The integrated fasteners (32, 34, 52, 55, 58) snap together to allow the sensor assembly (12) to be assembled without any separate fastening devices, such as adhesives, threaded fasteners, or push pins. The integrated fasteners (32, 34, 52, 55, 58) reduce the number of parts needed to assemble the sensor assembly (12) and simplify the assembly process for the sensor assembly (12).

No. of Pages : 29 No. of Claims : 20

(12) PATENT APPLICATION PUBLICATION
(19) INDIA
(22) Date of filing of Application :30/01/2013
(21) Application No.397/CHE/2013 A
(43) Publication Date : 20/05/2016

(54) Title of the invention : METHOD, APPARATUS AND SYSTEM FOR INTERCONNECTED RING PROTECTION

(51) International classification :H04L
(31) Priority Document No :201210021842.6
(32) Priority Date :31/01/2012
(33) Name of priority country :China
(86) International Application No :NA
Filing Date :NA
(87) International Publication No : NA
(61) Patent of Addition to Application Number :NA
Filing Date :NA
(62) Divisional to Application Number :NA
Filing Date :NA

(71)**Name of Applicant :**
1)HUAWEI TECHNOLOGIES CO., LTD
Address of Applicant :HUAWEI ADMINISTRATION BUILDING, BANTIAN, LONGGANG DISTRICT, SHENZHEN, GUANGDONG 518129, CHINA China
(72)**Name of Inventor :**
1)SUN Guanghui
2)XU Qianfeng
3)HE Yinghai

(57) Abstract :
The present invention discloses a method, an apparatus and a system for interconnected ring protection, relates to the communication field, realizes the protection of the interconnected ring network using a narrow bandwidth, and improves the bandwidth utilization rate. The method of the present invention comprises: a first intersection node in an intersection node group receiving an cross-ring service, the first intersection node determining an off-ring node of the cross-ring service on a second ring according to service information of the cross-ring service; and if the first intersection node does not communicate with the off-ring node of the cross-ring service on the second ring, and the first intersection node is not the last intersection node, the first intersection node forwarding the cross-ring service to a second intersection node.

No. of Pages : 30 No. of Claims : 18

(12) PATENT APPLICATION PUBLICATION
(19) INDIA
(22) Date of filing of Application :17/01/2013

(21) Application No.397/CHENP/2013 A
(43) Publication Date : 20/05/2016

(54) Title of the invention : A CLOSURE ELEMENT COMPRISING A LIGHT SOURCE

(51) International classification :F21S8/00,B01J3/00
(31) Priority Document No :NA
(32) Priority Date :NA
(33) Name of priority country :NA
(86) International Application No :PCT/DK2010/050160
Filing Date :23/06/2010
(87) International Publication No :WO 2011/160626 A1
(61) Patent of Addition to Application Number :NA
Filing Date :NA
(62) Divisional to Application Number :NA
Filing Date :NA

(71)**Name of Applicant :**
1)GEA PROCESS ENGINEERING A/S
Address of Applicant :Gladsaxevej 305 Postboks 45 DK 2860 S¸borg Denmark
(72)**Name of Inventor :**
1)BLAK Claus
2)DAHL Anders Yde
3)DUERLUND Sten Krog

(57) Abstract :
The closure element (1) is adapted to be installed in a vessel wall provided with an aperture and has a peripheral flange (2) and a central cover unit(3). The closure element (1) is provided with at least one light source within a predefined zone (35) located in the central cover unit(3) and the light source is confined within the central cover unit.

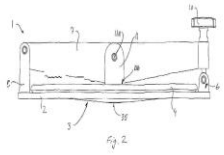

No. of Pages : 23 No. of Claims : 20

(12) PATENT APPLICATION PUBLICATION
(19) INDIA
(22) Date of filing of Application :31/01/2013
(21) Application No.428/CHE/2013 A
(43) Publication Date : 20/05/2016

(54) Title of the invention : AN IMPROVED PROCESS FOR PREPARATION OF CLOPIODOGREL BISULFATE FORM-1

(51) International classification	:C07D	(71)**Name of Applicant :**
(31) Priority Document No	:NA	**1)PHARMAZELL GMBH**
(32) Priority Date	:NA	Address of Applicant :ROSENHEIMER STR - 43, D-83064
(33) Name of priority country	:NA	RAUBLING Germany
(86) International Application No	:NA	(72)**Name of Inventor :**
Filing Date	:NA	**1)DR. WOLFGANG BURGER**
(87) International Publication No	: NA	**2)DR. PRATHA SRIDHAR**
(61) Patent of Addition to Application Number	:NA	**3)PALLA VENKATA RAMANA**
Filing Date	:NA	**4)KAPUBALU SUNEEL KUMAR**
(62) Divisional to Application Number	:NA	
Filing Date	:NA	

(57) Abstract :
ABSTRACT: The present invention provides an improved process for the preparation of pure Clopidogrel bisulfate Form-I of formula (I), which comprises: reacting S(+)-methyl-2-[2-(thiophen-2-yl)ethylamino]-2-(2-chlorophenyl) acetate hydrochloride (Formula II) with Formaldehyde and R-(-) Camphor sulphonic acid to yield S (+)-Clopidogrel camphor sulfonate salt (Formula III), which is on further treatment with C1-5 carboxylic acid followed by sulphuric acid to get Clopidogrel Form-I

No. of Pages : 12 No. of Claims : 7

(12) PATENT APPLICATION PUBLICATION
(19) INDIA
(22) Date of filing of Application :18/01/2013
(21) Application No.438/CHENP/2013 A
(43) Publication Date : 20/05/2016

(54) Title of the invention : FUEL TANK MADE OF THERMOPLASTIC MATERIAL

(51) International classification :B60K15/077,B60K15/03
(31) Priority Document No :10 2010 032 278.4
(32) Priority Date :26/07/2010
(33) Name of priority country :Germany
(86) International Application No :PCT/EP2011/003248
Filing Date :30/06/2011
(87) International Publication No :WO 2012/013275 A3
(61) Patent of Addition to Application Number :NA
Filing Date :NA
(62) Divisional to Application Number :NA
Filing Date :NA

(71)**Name of Applicant :**
1)KAUTEX TEXTRON GMBH & CO. KG
Address of Applicant :Kautexstr. 52 53229 Bonn Germany
(72)**Name of Inventor :**
1)ESSER Klaus

(57) Abstract :
Fuel tank made of thermoplastic material comprising baffle components provided therein in the form of at least one baffle element (2) comprising at least one wall portion (4) which is clamped approximately centrally and/or at the end so that said wall portion may perform relative movements in relation to the tank caused by splashing movements of the fuel at least one fastening foot being · provided for the clamping the base thereof being provided with at least one through hole through which the fastening foot is riveted and/or welded to the tank wall (2).

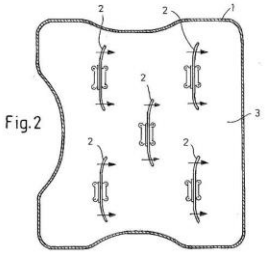

Fig.2

No. of Pages : 19 No. of Claims : 9

(12) PATENT APPLICATION PUBLICATION
(19) INDIA
(22) Date of filing of Application :21/01/2013
(21) Application No.264/CHE/2013 A
(43) Publication Date : 20/05/2016

(54) Title of the invention : PROCESS FOR DETERMINING SURFACE CONTAMINATION OF POLYCRYSTALLINE SILICON

(51) International classification :H01L
(31) Priority Document No :10 2012 200 994.9
(32) Priority Date :24/01/2012
(33) Name of priority country :Germany
(86) International Application No :NA
Filing Date :NA
(87) International Publication No : NA
(61) Patent of Addition to Application Number :NA
Filing Date :NA
(62) Divisional to Application Number :NA
Filing Date :NA

(71)**Name of Applicant :**
1)WACKER CHEMIE AG
Address of Applicant :HANNS-SEIDEL-PLATZ 4, D-81737 MUNCHEN Germany
(72)**Name of Inventor :**
1)WOCHNER, HANNS
2)BAUMANN, ROBERT

(57) Abstract :
The invention provides a process for determining surface contamination of polycrystalline silicon, comprising the steps of a) providing two polycrystalline silicon rods by deposition in a Siemens reactor; b) determining contaminants in the first of the two rods immediately after the deposition; c) conducting the second rod through one or more systems in which polycrystalline silicon rods are processed further to give rod pieces or polysilicon fragments, optionally cleaned, stored or packed; d) then determining contaminants in the second rod; wherein the difference in the contaminants determined in the first and second rods gives surface contamination of polycrystalline silicon resulting from systems and the system environment.

No. of Pages : 18 No. of Claims : 8

(12) PATENT APPLICATION PUBLICATION
(19) INDIA
(22) Date of filing of Application :16/01/2013

(21) Application No.352/CHENP/2013 A
(43) Publication Date : 20/05/2016

(54) Title of the invention : METHOD AND APPARATUS FOR ILLUMINATING

(51) International classification :H05B37/02,H05B39/04
(31) Priority Document No :PCT/CN2010/075014
(32) Priority Date :06/07/2010
(33) Name of priority country :China
(86) International Application No :PCT/IB2011/052670
Filing Date :20/06/2011
(87) International Publication No :WO 2012/004696
(61) Patent of Addition to Application Number :NA
Filing Date :NA
(62) Divisional to Application Number :NA
Filing Date :NA

(71)**Name of Applicant :**
1)KONINKLIJKE PHILIPS ELECTRONICS N.V.
Address of Applicant :Groenewoudseweg 1 NL 5621 BA Eindhoven Netherlands
(72)**Name of Inventor :**
1)YIP Kun Wah
2)LOU Di
3)VINKENVLEUGEL Lucius Theodorus

(57) Abstract :
This invention provides an illumination apparatus and an illumination method. The illumination apparatus comprises: a first light source for illuminating a first area; a second light source for illuminating a second area; a first measuring unit for measuring the illuminance of the first area; a second measuring unit for measuring the illuminance of the second area; and an adjusting unit for adjusting at least one of the first light source and the second light source to make the contrast ratio of the measured illuminance of the first area to the measured illuminance of the second area change gradually from a first predefined value to a second predefined value lower than the first predefined value during a first predefined duration. In this way the relative higher contrast ratio (i.e. the first predefined value) enables the users to improve their work efficiency and the relative lower contrast ratio (i.e. the second predefined value) allows the users eyes to be comfortable. In addition because the contrast ratio changes gradually the users attention will not be distracted and the users eyes will remain comfortable when the contrast ratio changes.

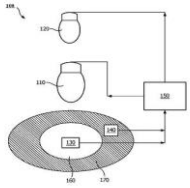

FIG. 1

No. of Pages : 21 No. of Claims : 15

(12) PATENT APPLICATION PUBLICATION
(19) INDIA
(22) Date of filing of Application :30/01/2013

(21) Application No.409/CHE/2013 A
(43) Publication Date : 20/05/2016

(54) Title of the invention : A FASTENER

(51) International classification :F16B
(31) Priority Document No :NA
(32) Priority Date :NA
(33) Name of priority country :NA
(86) International Application No :NA
Filing Date :NA
(87) International Publication No : NA
(61) Patent of Addition to Application Number :NA
Filing Date :NA
(62) Divisional to Application Number :NA
Filing Date :NA

(71)**Name of Applicant :**
1)ILLINOIS TOOL WORKS INC.
Address of Applicant :3600 WEST LAKE AVENUE, GLENVIEW, ILLINOIS 60026-1215 U.S.A.
(72)**Name of Inventor :**
1)MAHANTESH GOKAVI
2)NAGESH NETKE
3)MURALI NAMANNA

(57) Abstract :
The invention relates to a fastener made of a two-piece assembly used for assembling a primary panel with a secondary panel. The fastener includes a retainer and a pin member inserted into the retainer. A quarter-turn rotary mechanism is achieved by providing protuberances on the edge of the retainer inner walls that is capable of fitting with suitable recesses made in the pin member. The pin member is press-fitted with the retainer in such a way that the pin member is prevented from being extracted from the retainer at any rotary movement of the pin member. This allows for ease of assembly and disassembly of the secondary panel with the primary panel and allows the fastener to always remain on the primary panel and further allows for reusability of the fastener without wear and tear.
Fig 6

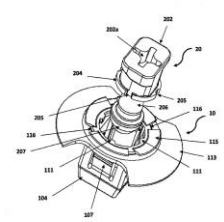

FIG. 6

No. of Pages : 32 No. of Claims : 15

(12) PATENT APPLICATION PUBLICATION
(19) INDIA
(22) Date of filing of Application :18/01/2013

(21) Application No.451/CHENP/2013 A
(43) Publication Date : 20/05/2016

(54) Title of the invention : ENCODING A SCHEMA VERSION IN TABLE NAMES

(51) International classification :G06F17/30,G06F9/445
(31) Priority Document No :12/842771
(32) Priority Date :23/07/2010
(33) Name of priority country :U.S.A.
(86) International Application No :PCT/US2011/044706
Filing Date :20/07/2011
(87) International Publication No :WO 2012/012551
(61) Patent of Addition to Application Number :NA
Filing Date :NA
(62) Divisional to Application Number :NA
Filing Date :NA

(71)**Name of Applicant :**
1)GOOGLE INC.
Address of Applicant :1600 Amphitheatre Parkway Mountain View CA 94043 U.S.A.
(72)**Name of Inventor :**
1)BOLOHAN Matthew
2)KROEGER Robert

(57) Abstract :
The subject matter of this disclosure can be implemented in among other things a device that includes processors a data repository and a table version module configured to create a first version of a database within the data repository using a first version of a database schema that defines a set of tables for the database and receive a result that is responsive to a command such that when the result indicates a success condition execution of the command allows access to data contained in the database and verification of the database schema version wherein the result does not include database schema version information. The device further includes means for executing the command to access the data wherein the command includes one or more encoded table names and wherein each of the encoded table names included in the command is generated based on at least a database schema version identifier.

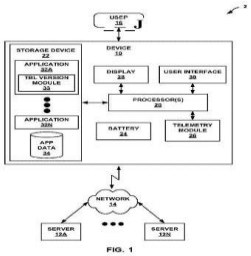

FIG. 1

No. of Pages : 32 No. of Claims : 20

(12) PATENT APPLICATION PUBLICATION
(21) Application No.386/CHENP/2013 A
(19) INDIA
(22) Date of filing of Application :16/01/2013
(43) Publication Date : 20/05/2016

(54) Title of the invention : INK COMPOSITION INKJET RECORDING METHOD AND COLORED BODY

(51) International classification :C09D 11/00
(31) Priority Document No :2010150805
(32) Priority Date :01/07/2010
(33) Name of priority country :Japan
(86) International Application No :PCT/JP20 1 1/064663
Filing Date :27/06/2011
(87) International Publication No :WO 2012/002317
(61) Patent of Addition to Application Number :NA
Filing Date :NA
(62) Divisional to Application Number :NA
Filing Date :NA

(71)**Name of Applicant :**
1)NIPPON KAYAKU KABUSHIKI KAISHA
Address of Applicant :11 2 Fujimi 1 chome Chiyoda ku Tokyo 1028172 Japan
(72)**Name of Inventor :**
1)KAWAGUCHI Akira
2)MATSUI Takahiko
3)YOSHIMOTO Takashi
4)OOSHIMA Kenji

(57) Abstract :
Disclosed is a water based black ink composition which exhibits a low intensity colorless and neutral black color and provides a black recorded image the printed image of which has high density. The ink composition comprises at least one compound represented by the formula (1) or a salt thereof as a pigment (I) and an azo compound having max within the range of 550 660 nm as a pigment (II). In the formula (1) Rto R independently represent a hydrogen atom; a halogen atom; a sulfo group; a carboxy group; a sulfamoyl group; a carbamoyl group; a C1 C4 alykyl group; a C1 C4 alkoxy group; and a C1 C4 alkoxy group or the like substituted with at least one group selected from a group consisting of a hydroxy group a C1 C4 alkoxy group a hydroxy C1 C4 alkoxy group a sulfo group and a carboxy group. X represents a bivalent cross linking group.

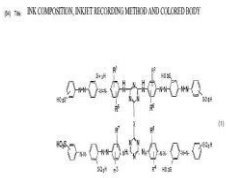

No. of Pages : 151 No. of Claims : 14

(12) PATENT APPLICATION PUBLICATION
(21) Application No.415/CHENP/2013 A
(19) INDIA
(22) Date of filing of Application :17/01/2013
(43) Publication Date : 20/05/2016

(54) Title of the invention : METHOD TO IDENTIFY A PATIENT WITH AN INCREASED LIKELIHOOD OF RESPONDING TO AN ANTI CANCER THERAPY

(51) International classification :G01N33/574
(31) Priority Document No :10170004.5
(32) Priority Date :19/07/2010
(33) Name of priority country :EPO
(86) International Application No :PCT/EP2011/062228
Filing Date :18/07/2011
(87) International Publication No :WO 2012/010548
(61) Patent of Addition to Application Number :NA
Filing Date :NA
(62) Divisional to Application Number :NA
Filing Date :NA

(71)**Name of Applicant :**
1)F. HOFFMANN LA ROCHE AG
Address of Applicant :Grenzacher Strasse 124 CH 4070 Basel Switzerland
(72)**Name of Inventor :**
1)ANDRES Herbert
2)DE HAAS Sanne Lysbet
3)ELLIOTT Rebecca
4)KARL Johann
5)MENG Yu Ju Gloria
6)PLOWMAN Gregory D.
7)SCHERER Stefan
8)WILD Norbert

(57) Abstract :
The invention provides methods for identifying patient who may benefit from treatment with an anti cancer therapy comprising a VEGF antagonist. The invention also provides methods for monitoring a patients response to the anti cancer therapy. The invention also provides kits and articles of manufacture for use in the methods.

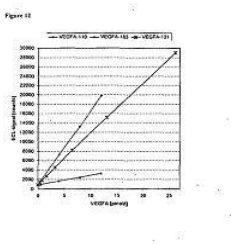

No. of Pages : 168 No. of Claims : 33

(12) PATENT APPLICATION PUBLICATION
(21) Application No.436/CHE/2013 A
(19) INDIA
(22) Date of filing of Application :31/01/2013
(43) Publication Date : 20/05/2016

(54) Title of the invention : TIDAL WAVE ELECTRIC GENERATOR

(51) International classification :F03B
(31) Priority Document No :NA
(32) Priority Date :NA
(33) Name of priority country :NA
(86) International Application No :NA
Filing Date :NA
(87) International Publication No : NA
(61) Patent of Addition to Application Number :NA
Filing Date :NA
(62) Divisional to Application Number :NA
Filing Date :NA

(71)**Name of Applicant :**
1)D. CHRISTIAN MARGUS
Address of Applicant :NO:6 ,243, ROCHE ST, RAMANATHICHEN PUTOOR, K. THOPPUR(PO), KANYA KUMARY(DIST) - 629 402 Tamil Nadu India
(72)**Name of Inventor :**
1)D. CHRISTIAN MARGUS

(57) Abstract :
The action of going up and down of the waves is converted from mechanical to electric energy through the use of engine connect rod action. The energy first converted to rotating wheel action and this in turn rotates dynamo and electric energy is produced

No. of Pages : 8 No. of Claims : 1

(12) PATENT APPLICATION PUBLICATION
(19) INDIA
(22) Date of filing of Application :18/01/2013

(21) Application No.436/CHENP/2013 A
(43) Publication Date : 20/05/2016

(54) Title of the invention : METHOD AND VIEWER FOR A CAUSE AND EFFECT MATRIX IN A SAFETY SYSTEM

(51) International classification :G05B23/02,G05B9/02
(31) Priority Document No :NA
(32) Priority Date :NA
(33) Name of priority country :NA
(86) International Application No :PCT/EP2010/060814
Filing Date :26/07/2010
(87) International Publication No :WO 2012/013217
(61) Patent of Addition to Application Number :NA
Filing Date :NA
(62) Divisional to Application Number :NA
Filing Date :NA

(71)**Name of Applicant :**
1)ABB AS
Address of Applicant :Bergerveien 12 N 1396 Billingstad Norway
(72)**Name of Inventor :**
1)GOHR Katharina
2)WEEMES Phillip

(57) Abstract :
The invention relates to an improved method in an industrial safety system for controlling a process or equipment. An industrial safety system comprises components with safety devices wherein the safety system enables signals to be generated as a result of an event or alarm. The method and system uses a cause and effect matrix (CEM) with automated links between each event or alarm and an effect or an action to be taken upon receipt of said event or alarm signal due to the event. In an online view (1 51 61) of the improved cause and effect matrix at least one effect cell (16) of the cause and effect matrix is arranged with a first executable link for a device (14) represented by the at least one effect cell. The online viewer of the cause and effect matrix is further arranged with an application for generating and displaying a first control arranged to display a visual marker (21) in the case where the at least one effect cell has received a signal to trip a device (14) linked to the at least one effect cell. An executable link or a faceplate (50) can be opened from the on line view displaying the marked at least one effect cell and used to operate the device (14) of the effect so marked. A system and a computer program are also described.

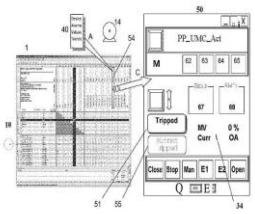

Fig 4

No. of Pages : 38 No. of Claims : 20

(12) PATENT APPLICATION PUBLICATION
(19) INDIA
(22) Date of filing of Application :21/01/2013
(21) Application No.467/CHENP/2013 A
(43) Publication Date : 20/05/2016

(54) Title of the invention : GRAPHICS RENDERING METHODS FOR SATISFYING MINIMUM FRAME RATE REQUIREMENTS

(51) International classification :G06T13/00
(31) Priority Document No :12/859938
(32) Priority Date :20/08/2010
(33) Name of priority country :U.S.A.
(86) International Application No :PCT/US2011/034112
Filing Date :27/04/2011
(87) International Publication No :WO 2012/024003
(61) Patent of Addition to Application Number :NA
Filing Date :NA
(62) Divisional to Application Number :NA
Filing Date :NA

(71)**Name of Applicant :**
1)QUALCOMM INCORPORATED
Address of Applicant :ATTN: INTERNATIONAL IP ADMINISTRATION 5775 Morehouse Drive San Diego California 92121 U.S.A.
(72)**Name of Inventor :**
1)MARK John Liam
2)SCHWARTZ Michael U.
3)ROGERS Sean S.

(57) Abstract :
Methods and devices enable rendering of graphic images at a minimum frame rate even when processing resource limitations and rendering processing may not support the minimum frame rate presentation. While graphics are being rendered a processor of a computing device may monitor the achieved frame rate. If the frame rate falls below a minimum threshold the processor may note a current speed or rate of movement of the image and begin rendering less computationally complex graphic items. Rendering of less computationally complex items continues until the processor notes that the speed of rendered items is less than the noted speed. At this point normal graphical rendering may be recommenced. The aspects may be applied to more than one type of less computationally complex item or rendering format. The various aspects may be applied to a wide variety of animations and moving graphics as well as scrolling text webpages etc.

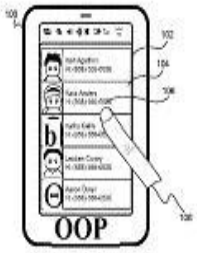

FIG. 1

No. of Pages : 57 No. of Claims : 52

(12) PATENT APPLICATION PUBLICATION
(19) INDIA
(22) Date of filing of Application :16/01/2013

(21) Application No.380/CHENP/2013 A
(43) Publication Date : 20/05/2016

(54) Title of the invention : PARALLEL PATH FREQUENCY DIVIDER CIRCUIT

(51) International classification :H03L7/00,H03K21/40
(31) Priority Document No :12/829107
(32) Priority Date :01/07/2010
(33) Name of priority country :U.S.A.
(86) International Application No :PCT/US2011/042856
Filing Date :01/07/2011
(87) International Publication No :WO 2012/003480
(61) Patent of Addition to Application Number :NA
Filing Date :NA
(62) Divisional to Application Number :NA
Filing Date :NA

(71)**Name of Applicant :**
1)QUALCOMM Incorporated
Address of Applicant :Attn: International IP Administration 5775 Morehouse Drive San Diego California 92121 U.S.A.
(72)**Name of Inventor :**
1)BROWN Gary L.
2)CICALINI Alberto
3)QIAO Dongjiang

(57) Abstract :
A parallel path frequency divider (PPFD) includes a low power frequency divider and a high speed latch. A first portion of an oscillating input signal present on an input node of the PPFD is communicated to the divider and a second portion is communicated to the latch. The divider generates a frequency divided enable signal that is communicated to the latch. The latch generates a divided down output signal based on the oscillating input signal and the enable signal. The output signal is insensitive to phase noise present on the enable signal as long as the phase noise on the enable signal is less than one half of the period of oscillation of the oscillating input signal. Because the noise generated by the low power frequency divider is not propagated to the output signal generated by the PPFD the PPFD generates low noise frequency divided signals with relatively low power consumption.

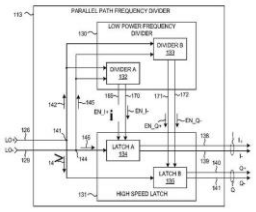

FIG. 6

No. of Pages : 37 No. of Claims : 21

(12) PATENT APPLICATION PUBLICATION
(21) Application No.390/CHE/2013 A
(19) INDIA
(22) Date of filing of Application :30/01/2013
(43) Publication Date : 20/05/2016

(54) Title of the invention : HYBRID CURRENT SWITCHING DEVICE

(51) International classification :B60K
(31) Priority Document No :12153861.5
(32) Priority Date :03/02/2012
(33) Name of priority country :EPO
(86) International Application No :NA
Filing Date :NA
(87) International Publication No : NA
(61) Patent of Addition to Application Number :NA
Filing Date :NA
(62) Divisional to Application Number :NA
Filing Date :NA

(71)**Name of Applicant :**
1)ABB S.P.A.
Address of Applicant :VIA VITTOR PISANI, 16, I-20124 MILANO Italy
(72)**Name of Inventor :**
1)AZZOLA, LUCIO
2)ANTONIAZZI, ANTONELLO

(57) Abstract :
A hybrid current switching device comprises two terminals for electrical connection with an associated electrical circuit and a casing containing: - a main current switch comprising a first fixed contact and a corresponding first movable contact which are connected in series with and positioned between the two terminals; - a power switch device which is connected in parallel with the main current switch and can be switched between an on-state and an off-state; - a secondary current switch having a second fixed contact and a second movable contact, the secondary current switch being connected in series at least with the power switch device; - a movable-contacts holding shaft on which the first and second movable contacts are mounted. The contacts-holding shaft is positioned inside the casing rotating around a rotation axis so as to move the movable contacts between a closed position where they are coupled with the corresponding fixed contacts and an open position where they are electrically separated there from; the first and second movable contacts are mounted on the rotating shaft with an angular offset relative to each other when being in the open position.

No. of Pages : 28 No. of Claims : 14

(12) PATENT APPLICATION PUBLICATION
(19) INDIA
(22) Date of filing of Application :18/01/2013
(21) Application No.450/CHENP/2013 A
(43) Publication Date : 20/05/2016

(54) Title of the invention : ELECTRIC VEHICLE PROPULSION CONTROL DEVICE AND RAILWAY VEHICLE SYSTEM

(51) International classification	:B60L9/18,B60L11/18,B61C3/02
(31) Priority Document No	:PCT/JP2010/062946
(32) Priority Date	:30/07/2010
(33) Name of priority country	:Japan
(86) International Application No	:PCT/JP2011/059848
Filing Date	:21/04/2011
(87) International Publication No	:WO 2012/014540
(61) Patent of Addition to Application Number	:NA
Filing Date	:NA
(62) Divisional to Application Number	:NA
Filing Date	:NA

(71)**Name of Applicant :**
1)Mitsubishi Electric Corporation
Address of Applicant :7 3 Marunouchi 2 chome Chiyoda ku Tokyo 1008310 Japan
(72)**Name of Inventor :**
1)HATANAKA Keita

(57) Abstract :
An electric vehicle propulsion control device having a power storage device (15) is provided with: a switch (4) that opens and closes a circuit between an overhead wire (2) and a power conversion unit (8); a switch (16) that opens and closes a circuit between the power conversion unit (8) and a motor (17); a switching unit (11) that connects to the power storage device (15) by selecting terminals on the side on which the switch (4) of the power conversion unit (8) is connected or terminals on the side on which the switch (16) of the power conversion unit (8) is connected; and a control unit (1) that controls the power conversion unit (8) the switch (4) the switch (16) and the switching unit (11) and switches the connection destination of the power conversion unit (8) and operates the power conversion unit (8) as an inverter or a DC/DC converter depending on the operating mode of the electric vehicle.

No. of Pages : 121 No. of Claims : 35

(12) PATENT APPLICATION PUBLICATION
(19) INDIA
(22) Date of filing of Application :21/01/2013
(21) Application No.471/CHENP/2013 A
(43) Publication Date : 20/05/2016

(54) Title of the invention : FUSE BLOCK DEVICE

(51) International classification :H01H85/22,H01H85/54
(31) Priority Document No :2010-166403
(32) Priority Date :23/07/2010
(33) Name of priority country :Japan
(86) International Application No :PCT/JP2011/066592
Filing Date :21/07/2011
(87) International Publication No :WO 2012/011532 A1
(61) Patent of Addition to Application Number :NA
Filing Date :NA
(62) Divisional to Application Number :NA
Filing Date :NA

(71)**Name of Applicant :**
1)YAZAKI CORPORATION
Address of Applicant :4 28 Mita 1 chome Minato ku Tokyo 1088333 Japan
(72)**Name of Inventor :**
1)TAGUCHI Naoto

(57) Abstract :
Disclosed is a fuse block device that does not require total modification of a bus bar even when circuits or ratings are changed. The fuse block device (50) comprises a bus bar (10) a fuse block (20) and a fusible link with an electric wire (40). The fusible link with the electric wire (40) comprises a screw tightened terminal (40T) that is screw tightened with a bolt (B) a wire connection section (40W) connected to a wire (W) and a bulging section (40N) that houses a fuse element. A bolt insertion hole (10B) for inserting the bolt (B) is provided in the bus bar (10) a nut (N) is embedded in the fuse block (20) on the rear side of the bus bar (10) and an intermediate section (20N) that houses the bulging section (40N) and has the screw tightened terminal (40T) in the fusible link with the electric wire (40) fixed by the bolt (B) to the bus bar (10) is formed in the fuse block (20).

No. of Pages : 22 No. of Claims : 2

(12) PATENT APPLICATION PUBLICATION
(19) INDIA
(22) Date of filing of Application :30/01/2013

(21) Application No.1042/CHENP/2013 A
(43) Publication Date : 20/05/2016

(54) Title of the invention : DETECTION AND MONITORING OF ABDOMINAL AORTIC ANEURYSM

(51) International classification	:A61B5/024,A61B5/026,A61B5/0285
(31) Priority Document No	:10170325.4
(32) Priority Date	:21/07/2010
(33) Name of priority country	:EPO
(86) International Application No	:PCT/IB2011/053146
Filing Date	:14/07/2011
(87) International Publication No	:WO 2012/011029
(61) Patent of Addition to Application Number	:NA
Filing Date	:NA
(62) Divisional to Application Number	:NA
Filing Date	:NA

(71)**Name of Applicant :**
1)KONINKLIJKE PHILIPS ELECTRONICS N.V.
Address of Applicant :Groenewoudseweg 1 NL 5621 BA Eindhoven Netherlands
2)PHILIPS INTELLECTUAL PROPERTY & STANDARDS GMBH
(72)**Name of Inventor :**
1)MORREN Geert Gui Georges

(57) Abstract :
Ruptured Abdominal Aortic Aneurysms (AAA) cause a large number of deaths annually. Ruptures occur even in people who are already diagnosed with AAA and are being monitored. The reason is that the interval between tests is too long because of the need to visit a pathological facility with imaging equipment. It is preferable to estimate the progress of AAA frequently once detected in a non invasive manner preferably at the subject s home without the need for the subject to visit a pathological facility.A device is disclosed for detecting a state of a vascular pathology of a subject comprising a sensor signal unit (103) for providing a signal representative of a blood volume in a body part of a subject a comparator (107) for comparing the sensor signal with a reference signal and a user interface (109) for conveying a result based on the comparison to a user of the device.

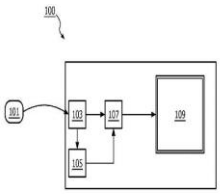

FIG. 1

No. of Pages : 19 No. of Claims : 7

(12) PATENT APPLICATION PUBLICATION
(19) INDIA
(22) Date of filing of Application :24/01/2013
(21) Application No.335/CHE/2013 A
(43) Publication Date : 20/05/2016

(54) Title of the invention : ROADHEADER GEARBOX

(51) International classification :F16H1/00
(31) Priority Document No :13/484,089
(32) Priority Date :30/05/2012
(33) Name of priority country :U.S.A.
(86) International Application No :NA
Filing Date :NA
(87) International Publication No : NA
(61) Patent of Addition to Application Number :NA
Filing Date :NA
(62) Divisional to Application Number :NA
Filing Date :NA

(71)**Name of Applicant :**
1)FAIRFIELD MANUFACTURING COMPANY, INC.
Address of Applicant :US ROUTE 52 SOUTH, LAFAYETTE, INDIANA 47903 U.S.A.
(72)**Name of Inventor :**
1)PHEBUS, DAN E.
2)CARLTON, KENNETH E.

(57) Abstract :
A gearbox includes a shaft input spherical bearing and a shaft output spherical bearing enabling the ring gear to float within the housing and not engage the housing. The shaft output spherical bearing permits angular displacement of the output shaft with respect to the longitudinal axis of said output shaft. A spline connection enables the ring gear to pivot with respect to the cover. Loads transmitted to the housing of the gearbox are not transferred to the gear systems and the gear systems self-align within the housing.

No. of Pages : 74 No. of Claims : 31

(12) PATENT APPLICATION PUBLICATION
(19) INDIA
(22) Date of filing of Application :18/01/2013
(21) Application No.432/CHENP/2013 A
(43) Publication Date : 20/05/2016

(54) Title of the invention : LEFT ATRIAL APPENDAGE OCCLUSION DEVICE

(51) International classification :A61F2/01,A61B17/12
(31) Priority Document No :61/361097
(32) Priority Date :02/07/2010
(33) Name of priority country :U.S.A.
(86) International Application No :PCT/US2011/042597
Filing Date :30/06/2011
(87) International Publication No :WO 2012/003317
(61) Patent of Addition to Application Number :NA
Filing Date :NA
(62) Divisional to Application Number :NA
Filing Date :NA

(71)**Name of Applicant :**
1)PFM MEDICAL AG
Address of Applicant :Wankelstrasse 60 Koeln Germany
(72)**Name of Inventor :**
1)JAVOIS Alex
2)FREUDENTHAL Franz

(57) Abstract :
A left atrial appendage occlusion device including an occluder disk configured to substantially prevent blood from at least one of entering and exiting the left atrial appendage a middle portion including a coiled element and a first anchoring element. The coiled element connects to the occluder disk has a substantially constant cross section and allows for variable length variable orientation and/or varied angles. The first anchoring element connects to the coiled element and includes scalloped edges that are configured to anchor the occlusion device to inner walls of the left atrial appendage and reduce the risk of one of penetration and perforation of walls of the left atrial appendage. The left atrial appendage occlusion device may also include a self centering element that connects to the occluder disk and middle portion and is configured to center the occlusion device within the orifice of the left atrial appendage.

Fig. 1

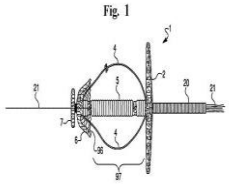

No. of Pages : 36 No. of Claims : 18

(12) PATENT APPLICATION PUBLICATION
(19) INDIA
(22) Date of filing of Application :21/01/2013

(21) Application No.474/CHENP/2013 A
(43) Publication Date : 20/05/2016

(54) Title of the invention : TAILORED PROPERTIES BY POST HOT FORMING PROCESSING

(51) International classification :C21D8/00,C21D1/53,B29C71/02
(31) Priority Document No :61/358174
(32) Priority Date :24/06/2010
(33) Name of priority country :U.S.A.
(86) International Application No :PCT/CA2011/000732
Filing Date :23/06/2011
(87) International Publication No :WO 2011/160209
(61) Patent of Addition to Application Number :NA
Filing Date :NA
(62) Divisional to Application Number :NA
Filing Date :NA

(71)**Name of Applicant :**
1)MAGNA INTERNATIONAL INC.
Address of Applicant :337 Magna Drive Aurora ontario L4G 7K1 Canada
(72)**Name of Inventor :**
1)CHAREST Pascal P.
2)ADAM Nicholas D.

(57) Abstract :
A method of forming a shaped product from an initial blank comprises subjecting the initial blank to a hot forming and press hardening operation to form the shaped product with substantially a uniform first tensile strength. Subsequently the shaped product is at least partially immersed into a fluidized bed that is maintained within a known range of operating temperatures. While the shaped product is immersed into the fluidized bed a first region of the shaped product is heated selectively to above a known temperature. The first region is then cooled such that the first region attains a second tensile strength that is substantially less than the first tensile strength.

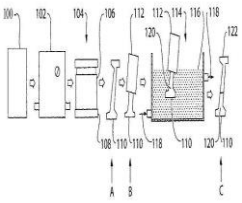

FIG.1

No. of Pages : 34 No. of Claims : 59

(12) PATENT APPLICATION PUBLICATION
(19) INDIA
(22) Date of filing of Application :15/01/2013

(21) Application No.346/CHENP/2013 A
(43) Publication Date : 20/05/2016

(54) Title of the invention : TECHNIQUES FOR LOCALLY IMPROVING SIGNAL TO NOISE IN A CAPACITIVE TOUCH SENSOR

(51) International classification :G06F3/044,G06F3/041
(31) Priority Document No :12/838422
(32) Priority Date :16/07/2010
(33) Name of priority country :U.S.A.
(86) International Application No :PCT/US2011/043937
Filing Date :14/07/2011
(87) International Publication No :WO 2012/009495
(61) Patent of Addition to Application Number :NA
Filing Date :NA
(62) Divisional to Application Number :NA
Filing Date :NA

(71)**Name of Applicant :**
1)PERCEPTIVE PIXEL INC.
Address of Applicant :111 Eighth Avenue New York New York 10011 U.S.A.
(72)**Name of Inventor :**
1)WESTHUES Jonathan
2)HAN Jefferson Y.

(57) Abstract :
Methods systems and apparatus including computer programs encoded on a computer storage medium for digital signal processing (DSP) techniques for generally improving a signal to noise ratio (SNR) of capacitive touch sensors.

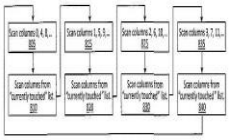

FIG. 8A

No. of Pages : 78 No. of Claims : 45

(12) PATENT APPLICATION PUBLICATION
(19) INDIA
(22) Date of filing of Application :16/01/2013
(21) Application No.365/CHENP/2013 A
(43) Publication Date : 20/05/2016

(54) Title of the invention : PREHEATER SHELL TEMPERATURE REGULATOR

(51) International classification :F27B7/38,F27D9/00,F23J13/02
(31) Priority Document No :PA201000546
(32) Priority Date :22/06/2010
(33) Name of priority country :Denmark
(86) International Application No :PCT/IB2011/001427
Filing Date :22/06/2011
(87) International Publication No :WO 2011/161528 A1
(61) Patent of Addition to Application Number :NA
Filing Date :NA
(62) Divisional to Application Number :NA
Filing Date :NA

(71)**Name of Applicant :**
1)FLSMIDTH A/S
Address of Applicant :Vigerslev All 77 DK 2500 Valby Denmark
(72)**Name of Inventor :**
1)CHRISTENSEN Niels Agerlund
2)JENSEN Lars Skaarup
3)STR–MBERG Karl

(57) Abstract :
The heat treatment apparatus such as a precalciner or calciner for heat treating cement raw materials is peculiar in that the metal casing (5) is provided with an external insulation (6) comprising an innermost insulation layer (6a) and at least one outer insulation layers (6b) each insulation layer (6a 6b) comprising a number of shield elements (7) having a top end (8) and a bottom end (9) where the insulation layers are arranged at different distances from the metal casing (5) thus providing an inner air space (11) between the innermost insulation layer (6a) and the metal casing (5) and at least one outer air space (10) between the innermost insulation layer (6a) and an outer insulation layer (6b) where the metal casing (5) furthermore is provided with a bottom element (17) being connected to and extending outwards from the metal casing (5) at a distance below the bottom end (9) of the innermost insulation layer (6a) thus providing an opening (18) between the inner and outer air spaces (11 10) where at least one of the outer insulation layers is connected to the bottom element (17) at its bottom end (9). Hence it will be possible to obtain a heat treatment apparatus which may be better internally insulated to reduce the energy loss while at the same time the metal casing temperature may be regulated both to avoid overheating and corrosion problems.

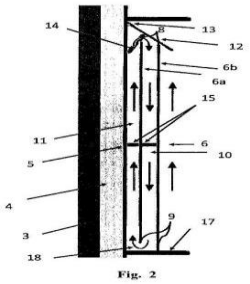

Fig. 2

No. of Pages : 20 No. of Claims : 9

(12) PATENT APPLICATION PUBLICATION
(19) INDIA
(22) Date of filing of Application :16/01/2013

(21) Application No.384/CHENP/2013 A
(43) Publication Date : 20/05/2016

(54) Title of the invention : INK COMPOSITION INKJET RECORDING METHOD AND COLORED MATERIAL

(51) International classification :C09D 11/00
(31) Priority Document No :2010150806
(32) Priority Date :01/07/2010
(33) Name of priority country :Japan
(86) International Application No :PCT/JP2011/064543
Filing Date :24/06/2011
(87) International Publication No :WO 2012/002277
(61) Patent of Addition to Application Number :NA
Filing Date :NA
(62) Divisional to Application Number :NA
Filing Date :NA

(71)**Name of Applicant :**
1)NIPPON KAYAKU KABUSHIKI KAISHA
Address of Applicant :11 2 Fujimi 1 chome Chiyoda ku Tokyo 1028172 Japan
(72)**Name of Inventor :**
1)KAWAGUCHI Akira
2)MATSUI Takahiko
3)YOSHIMOTO Takashi
4)OOSHIMA Kenji

(57) Abstract :
Disclosed is an aqueous black ink composition which enables the formation of an excellent black recorded image having extremely high ozone gas resistance and a neutral and achromatic color. The ink composition comprises: a dye (I) which comprises at least one compound represented by specific formula (1) or at least one tautomer or salt of the compound; a dye (II) which comprises at least one compound represented by specific formula (3) or at least one tautomer or salt of the compound; and a dye (III) which comprises at least one compound represented by specific formula (4) or at least one tautomer or salt of the compound. In formula (1) R and R independently represent a hydrogen atom a sulfo group or the like; R and R independently represent a halogen atom a sulfo group or the like; and n represents 0 or 1. In formula (3) m represents 0 or 1; R to R independently represent a hydrogen atom a sulfo group or a C1 C4 alkoxy group; and a group D represents a phenyl or naphthyl group substituted by 1 to 3 sulfo groups. In formula (4) R to R independently represent a hydrogen atom or a C1 C4 alkoxy group substituted by a sulfo group.

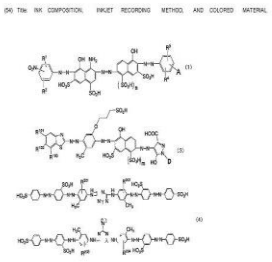

No. of Pages : 95 No. of Claims : 10

(12) PATENT APPLICATION PUBLICATION
(19) INDIA
(22) Date of filing of Application :21/01/2013
(21) Application No.475/CHENP/2013 A
(43) Publication Date : 20/05/2016

(54) Title of the invention : LOW WATER BIOMASS DERIVED PYROLYSIS OILS AND PROCESSES FOR PRODUCING THE SAME

(51) International classification :C10G3/00,C10L1/02
(31) Priority Document No :12/842394
(32) Priority Date :23/07/2010
(33) Name of priority country :U.S.A.
(86) International Application No :PCT/US2011/044011
Filing Date :14/07/2011
(87) International Publication No :WO 2012/012260
(61) Patent of Addition to Application Number :NA
Filing Date :NA
(62) Divisional to Application Number :NA
Filing Date :NA

(71)**Name of Applicant :**
1)ENSYN RENEWABLES, INC
Address of Applicant :BRANDYWINE PLAZA, WEST BUILDING, 1521 CONCORD PIKE, SUITE 205A, WILMINGTON, DELAWARE 19803-3645 U.S.A.
(72)**Name of Inventor :**
1)FREY Stanley J.
2)CLARKE Douglas A.

(57) Abstract :
Low water containing biomass derived pyrolysis oils and processes for producing them are provided. The process (200) includes condensing (204) pyrolysis gases including condensable pyrolysis gases and non condensable gases to separate the condensable pyrolysis gases from the non condensable gases the non condensable gases having a water content drying (206) the non condensable pyrolysis gases to reduce the water content of the non condensable gases to form reduced water non condensable pyrolysis gases and providing (208) the reduced water non condensable pyrolysis gases to a pyrolysis reactor for forming the biomass derived pyrolysis oil.

No. of Pages : 17 No. of Claims : 8

(12) PATENT APPLICATION PUBLICATION
(19) INDIA
(22) Date of filing of Application :29/01/2013
(21) Application No.372/CHE/2013 A
(43) Publication Date : 20/05/2016

(54) Title of the invention : A VACCUM BOOSTER

(51) International classification :B60T
(31) Priority Document No :NA
(32) Priority Date :NA
(33) Name of priority country :NA
(86) International Application No :NA
Filing Date :NA
(87) International Publication No : NA
(61) Patent of Addition to Application Number :NA
Filing Date :NA
(62) Divisional to Application Number :NA
Filing Date :NA

(71)**Name of Applicant :**
1)THOMSI K A
Address of Applicant :CAT BRAKES INDIA, NO. XII/84, MADAPLATHURUTH, MOOTHAKUNNAM P.O., NORTH PARAVOOR, ERNAKULAM 683 516 Kerala India
(72)**Name of Inventor :**
1)THOMSI K A

(57) Abstract :
This invention relates to a method of boosting pedal braking force with a conventional vacuum suspended diaphragm booster type with a vacuum chamber and a variable pressure chamber and having a conventional vacuum suction pump to pump out air from the vacuum chamber characterized in the step of releasing air intermittently from the vacuum chamber into the variable pressure chamber during the progressive depression of brake pedal, thereby reducing air level in vacuum chamber repeatedly during a braking operation to reduce load on the vacuum pump.

No. of Pages : 20 No. of Claims : 5

(12) PATENT APPLICATION PUBLICATION
(19) INDIA
(22) Date of filing of Application :18/01/2013
(21) Application No.453/CHENP/2013 A
(43) Publication Date : 20/05/2016

(54) Title of the invention : DEVICE FOR TRANSPORTING A STACK FORMED BY OPEN EGG CARTONS SEPARATING DEVICE FOR THE EGG CARTONS AND STACKING DEVICE FOR THE EMPTIED EGG CARTONS

(51) International classification :B65B23/08,B65G59/02
(31) Priority Document No :10 2010 017 544.7
(32) Priority Date :23/06/2010
(33) Name of priority country :Germany
(86) International Application No :PCT/EP2011/060427
Filing Date :22/06/2011
(87) International Publication No :WO 2011/161147 A1
(61) Patent of Addition to Application Number :NA
Filing Date :NA
(62) Divisional to Application Number :NA
Filing Date :NA

(71)**Name of Applicant :**
1)BERGMEIER Gerd
Address of Applicant :Krummer Weg 4 32120 Hiddenhausen Germany
(72)**Name of Inventor :**
1)BERGMEIER Gerd

(57) Abstract :
The invention relates to a device for transporting a stack formed of a plurality of open egg cartons which are arranged on top of one another and filled with fresh eggs to a separating device for the egg cartons and to a stacking device for the emptied egg cartons wherein said transport device is to be designed such that the stacks formed of the egg cartons can be transported without damaging fresh eggs regardless of the nature of the stacks and moreover de stacking can be carried out without manual activities. According to the invention the stacks formed by egg cartons arranged on top of one another are transported on platforms (11) to a de stacking station (15) in order to support the respective bottom egg carton in the stack over the entire surface area. For this purpose the respective bottom egg carton of the stack rests on support panels (12) provided with centering elements (14) which positively engage in the respective bottom egg carton in the stack from the lower face. The device according to the invention is particularly suited to separate the egg cartons which are transported away from a refrigerated warehouse and filled with fresh eggs and to subsequently empty said cartons.

No. of Pages : 10 No. of Claims : 10

(12) PATENT APPLICATION PUBLICATION
(19) INDIA
(22) Date of filing of Application :19/01/2013

(21) Application No.463/CHENP/2013 A
(43) Publication Date : 20/05/2016

(54) Title of the invention : METHOD AND APPARATUS FOR TRANSMITTING AND RECEIVING UPLINK DATA IN MOBILE COMMUNICATION SYSTEM

(51) International classification	:H04W52/30,H04B7/26,H04J11/00
(31) Priority Document No	:1020100059025
(32) Priority Date	:22/06/2010
(33) Name of priority country	:Republic of Korea
(86) International Application No	:PCT/KR2011/004571
Filing Date	:22/06/2011
(87) International Publication No	:WO 2011/162549
(61) Patent of Addition to Application Number	:NA
Filing Date	:NA
(62) Divisional to Application Number	:NA
Filing Date	:NA

(71)**Name of Applicant :**
1)SAMSUNG ELECTRONICS CO. LTD.
Address of Applicant :129 Samsung ro Yeongtong gu Suwon si Gyeonggi do 443 742 Republic of Korea
(72)**Name of Inventor :**
1)KIM Soeng Hun
2)CHO Joon Young
3)VAN LIESHOUT Gert Jan

(57) Abstract :
A method for transmitting uplink data using multiple carriers by a User Equipment (UE) in a mobile communication system is provided. The method includes determining a first maximum transmission power indicating a maximum transmission power for each carrier and a second maximum transmission power indicating a maximum transmission power for all carriers based on information for setting transmission power received from an evolved NodeB (eNB) determining a minimum value from among a required transmission power and the first maximum transmission power as an uplink transmission power for each carrier scaling the determined uplink transmission powers so that a sum of the uplink transmission powers is less than or equal to the second maximum transmission power and transmitting the uplink data based on the scaled uplink transmission powers.

[Fig. 7]

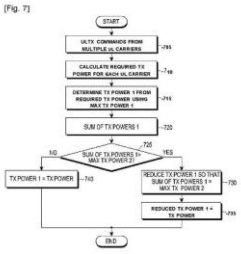

No. of Pages : 40 No. of Claims : 16

(12) PATENT APPLICATION PUBLICATION
(19) INDIA
(22) Date of filing of Application :21/01/2013

(21) Application No.485/CHENP/2013 A
(43) Publication Date : 20/05/2016

(54) Title of the invention : TISSUE PLUG

(51) International classification :A61B17/00
(31) Priority Document No :61/370263
(32) Priority Date :03/08/2010
(33) Name of priority country :U.S.A.
(86) International Application No :PCT/US2011/041805
Filing Date :24/06/2011
(87) International Publication No :WO 2012/018454
(61) Patent of Addition to Application Number :NA
Filing Date :NA
(62) Divisional to Application Number :NA
Filing Date :NA

(71)**Name of Applicant :**
1)GORE ENTERPRISE HOLDINGS INC.
Address of Applicant :551 Paper Mill Road P.o. Box 9206 Newark DE 19711 9206 U.S.A.
(72)**Name of Inventor :**
1)ESKAROS Sherif A.
2)HERMAN John M.

(57) Abstract :
Tissue plugs for occlusion of hollow anatomical structures and methods for their use are provided. They comprise a first portion (10) which may be a fixed point or an anchoring member an axial member (40) and at least one occluding which adjusts upon the axial member to fill the hollow anatomical structure e.g. a fistula.

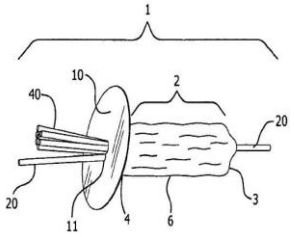

FIG. 1

No. of Pages : 34 No. of Claims : 32

(12) PATENT APPLICATION PUBLICATION
(21) Application No.261/CHE/2013 A
(19) INDIA
(22) Date of filing of Application :21/01/2013
(43) Publication Date : 20/05/2016

(54) Title of the invention : INTERNAL COMBUSTION ENGINE

(51) International classification :F16F
(31) Priority Document No :2012-012585
(32) Priority Date :25/01/2012
(33) Name of priority country :Japan
(86) International Application No :NA
Filing Date :NA
(87) International Publication No : NA
(61) Patent of Addition to Application Number :NA
Filing Date :NA
(62) Divisional to Application Number :NA
Filing Date :NA

(71)**Name of Applicant :**
1)HONDA MOTOR CO., LTD.
Address of Applicant :1-1, MINAMI-AOYAMA 2-CHOME, MINATO-KU, TOKYO, 107-8556 Japan
(72)**Name of Inventor :**
1)HORII, NOBUTAKA
2)KOBAYASHI, KOJI

(57) Abstract :
[Object] To make a mark for checking the rotational position of a crankshaft more easily noticeable in an internal combustion engine. [Solving Means] An engine 41 includes: a rotary body 100 including a flywheel 101 coaxially attached to a shaft end portion of a crankshaft 50, and configured to operate together with rotation of the crankshaft 50, and a cooling fan 80 attached to an outer surface 104A located on an external side of the flywheel 101 in an axial direction, and configured to cool the engine 41 by sucking air from the outside; and a mark 86 provided to the rotary body 100, corresponding to a predetermined rotational position of the crankshaft 50. In the engine 41, the cooling fan 80 is positioned at a predetermined angle to a rotational direction of the flywheel 101, and the mark 86 is provided to the cooling fan 80. [Selected Drawing] Fig. 4

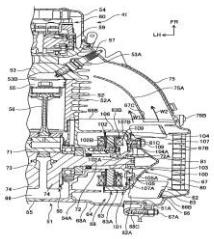

No. of Pages : 48 No. of Claims : 11

(12) PATENT APPLICATION PUBLICATION
(19) INDIA
(22) Date of filing of Application :24/01/2013
(21) Application No.331/CHE/2013 A
(43) Publication Date : 20/05/2016

(54) Title of the invention : FLAT WIPER BLADE AND FLAT WIPER BLADE ASSEMBLY

(51) International classification	:B60S1/00
(31) Priority Document No	:10-2012-0008180
(32) Priority Date	:27/01/2012
(33) Name of priority country	:Republic of Korea
(86) International Application No	:NA
Filing Date	:NA
(87) International Publication No	: NA
(61) Patent of Addition to Application Number	:NA
Filing Date	:NA
(62) Divisional to Application Number	:NA
Filing Date	:NA

(71)**Name of Applicant :**
1)KCW CORPORATION
Address of Applicant :400-86, GALSAN-DONG, DALSEO-GU, DAEGU Republic of Korea
(72)**Name of Inventor :**
1)KIM, TAE KYEONG
2)KIM, KWAN HEE
3)AN, JAE HYUCK
4)PARK, JIN WAN

(57) Abstract :
Disclosed are a flat wiper blade 2 and a flat wiper blade assembly. The flat wiper blade according to an embodiment of the present invention includes: a wiper strip 10 which wipes a wiping surface; a frame 30 which supports the wiper strip 10; a first and a second spoilers 41 and 42 which are coupled to the frame 30; and a seating part 100 to which adaptor parts 3 and 4 coupled to a wiper arm are coupled and which is coupled to the frame 30 in an attachable and removable manner.

No. of Pages : 46 No. of Claims : 17

(12) PATENT APPLICATION PUBLICATION
(19) INDIA
(22) Date of filing of Application :30/01/2013
(21) Application No.407/CHE/2013 A
(43) Publication Date : 20/05/2016

(54) Title of the invention : DEVICE AND METHOD FOR ROTATIONAL SPEED INCREASING FOR MACHINING PROCESS

(51) International classification :B23B
(31) Priority Document No :13/363,462
(32) Priority Date :01/02/2012
(33) Name of priority country :U.S.A.
(86) International Application No :NA
Filing Date :NA
(87) International Publication No : NA
(61) Patent of Addition to Application Number :NA
Filing Date :NA
(62) Divisional to Application Number :NA
Filing Date :NA

(71)**Name of Applicant :**
1)GAL WAY LTD.
Address of Applicant :P.O. BOX 754, KFAR VRADIM 25147 Israel
(72)**Name of Inventor :**
1)JAFFE, TEDDY
2)MILLER, TZVIKA

(57) Abstract :
A spindle assembly configured to be assembled at the internal taper socket of a tool holder, the assembly including: a rotating shaft configured for rotation within the tool holder; a bearing assembly, comprising a front end bearing assembly and rear end bearing assembly, configured to radially and axially support the rotating shaft within the tool holder and to enable high-speed rotation of the shaft within the tool holder; a turbine operatively connected with the rotating shaft, the turbine configured to rotate the rotating shaft; a plurality of passages configured to allow high pressure coolant fluid flowing from the tool holder to drive the turbine, wherein at least one bearing of the bearing assembly is disposed in a part of the spindle assembly which is configured to be situated in the space defined by the taper socket of the tool holder and a front clamping nut.

No. of Pages : 54 No. of Claims : 20

(12) PATENT APPLICATION PUBLICATION
(21) Application No.438/CHE/2013 A
(19) INDIA
(22) Date of filing of Application :31/01/2013
(43) Publication Date : 20/05/2016

(54) Title of the invention : PHARMACEUTICAL FORMULATIONS OF DABIGATRAN

(51) International classification :A61K
(31) Priority Document No :NA
(32) Priority Date :NA
(33) Name of priority country :NA
(86) International Application No :NA
Filing Date :NA
(87) International Publication No : NA
(61) Patent of Addition to Application Number :NA
Filing Date :NA
(62) Divisional to Application Number :NA
Filing Date :NA

(71)**Name of Applicant :**
1)Dr. Reddys Laboratories Limited
Address of Applicant :8-2-337, Road No. 3, Banjara hills, Hyderabad, Andhra Pradesh, India- Andhra Pradesh India
(72)**Name of Inventor :**
1)Ramprasad Prasad
2)Abhay kumar Murlidharji Chandak
3)Navin Vaya
4)Gubbala Lakshmi Prasanna
5)Pechetti Siva Satya Krishna Babu

(57) Abstract :
The present invention relates to a stable pharmaceutical formulation comprising dabigatran etexilate or its pharmaceutically acceptable salts, and processes of preparation thereof. The formulations of the present invention may contain pharmaceutically acceptable acids.

No. of Pages : 33 No. of Claims : 10

(12) PATENT APPLICATION PUBLICATION
(21) Application No.491/CHENP/2013 A
(19) INDIA
(22) Date of filing of Application :21/01/2013
(43) Publication Date : 20/05/2016

(54) Title of the invention : SHORT CIRCUITING SHIM EXTRACTING DEVICE FOR SWITCHING ON AN ELECTROLYTIC CELL FOR PRODUCING ALUMINUM

(51) International classification :C25C3/16,C25C7/00
(31) Priority Document No :1002688
(32) Priority Date :28/06/2010
(33) Name of priority country :France
(86) International Application No :PCT/FR2011/000358
Filing Date :23/06/2011
(87) International Publication No :WO 2012/001243 A1
(61) Patent of Addition to Application Number :NA
Filing Date :NA
(62) Divisional to Application Number :NA
Filing Date :NA

(71)**Name of Applicant :**
1)E.C.L.
Address of Applicant :100 rue Chalant F 59790 Ronchin France
2)RIO TINTO ALCAN INTERNATIONAL LIMITED
(72)**Name of Inventor :**
1)GUERIN Jr´me
2)ROSE Alain
3)BRUN Frdric
4)DESPINASSE Serge

(57) Abstract :
The invention relates to an extracting device (30) for extracting a short circuiting shim inserted between two conductors (24 and 25) for switching off an electrolytic cell (2). The extracting device (30) includes a means (31) for grasping said shim and associated with the upper horizontal surface (240 250) of each conductor (24 25) at least one vertically oriented cylinder (32) including a body (320) and a rod (321) a) said rod (or said body) being rigidly connected to at least one horizontal bearing surface (335) oriented downward and arranged such that when said extracting device is positioned above said shim in order to extract same the upper horizontal surface (240 250) of each conductor (24 25) is located directly opposite a horizontal bearing surface (335) b) said body (or said rod) being connected to said grasping means (31) of said shim such that when said cylinder (32) is actuated in order to extract said shim said cylinder exerts opposing forces on said conductors and on said shim which tend to space the latter apart from one another.

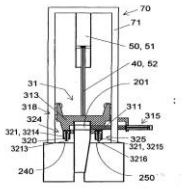

Fig.3 a)

No. of Pages : 19 No. of Claims : 16

(12) PATENT APPLICATION PUBLICATION
(21) Application No.232/CHE/2013 A
(19) INDIA
(22) Date of filing of Application :17/01/2013
(43) Publication Date : 20/05/2016

(54) Title of the invention : METHOD AND SYSTEM FOR ESTABLISHING USER NETWORK GROUPS

(51) International classification :H04L
(31) Priority Document No :NA
(32) Priority Date :NA
(33) Name of priority country :NA
(86) International Application No :NA
Filing Date :NA
(87) International Publication No : NA
(61) Patent of Addition to Application Number :NA
Filing Date :NA
(62) Divisional to Application Number :NA
Filing Date :NA

(71)**Name of Applicant :**
1)MONK AKARSHALA DESIGN PRIVATE LIMITED
Address of Applicant :UNIT NO. 2201 A, 22ND FLOOR, WTC BANGALORE, BRIGADE GATEWAY, RAJAJINAGAR EXTENSION, MALLESWARAM, BANGALORE - 560 055 Karnataka India
(72)**Name of Inventor :**
1)HIMMAT SANKHLA
2)SAMRIDH KAPOOR

(57) Abstract :
The method and system for establishing user network groups based on commonality is disclosed. When a registered user logs in to the web-based application system, based on common non-user profile attributes, shortlisted common interest user(s) notifications would be displayed. Registered User can see the notifications and can visit those user profiles. User may add those notified common interest user(s) into his group/network. Thus user network groups can be established based on common non-user profile attributes/parameters in any web-based application system.

No. of Pages : 34 No. of Claims : 8

(12) PATENT APPLICATION PUBLICATION
(19) INDIA
(22) Date of filing of Application :21/01/2013
(21) Application No.255/CHE/2013 A
(43) Publication Date : 20/05/2016

(54) Title of the invention : A METHOD AND SYSTEM FOR UTILIZING AN ELECTRONIC DISPLAY AS A MULTI-MODE DEVICE

(51) International classification :G06F9/00
(31) Priority Document No :NA
(32) Priority Date :NA
(33) Name of priority country :NA
(86) International Application No :NA
Filing Date :NA
(87) International Publication No : NA
(61) Patent of Addition to Application Number :NA
Filing Date :NA
(62) Divisional to Application Number :NA
Filing Date :NA

(71)**Name of Applicant :**
1)SAMSUNG ELECTRONICS COMPANY
Address of Applicant :416 MAETAN-DONG, YEONGTONG-GU, SUWON-SI, GYEONGGI-DO 442-742 Republic of Korea
(72)**Name of Inventor :**
1)RAHUL TYAGI
2)MANISH CHHABRA
3)MONIL PARMAR

(57) Abstract :
A method and system for utilizing an electronic display device as a multi-mode device is provided. The method includes receiving a user selection input from a user of the electronic display device. The user selection input is associated with a feature of the electronic display device. The method also includes enabling power of the electronic display device. The method further includes initializing one or more modules in the electronic display device that are associated with the feature. Further, the method includes allowing the user to utilize the feature on the electronic display device. The system includes an electronic display device, an input device, a communication interface in electronic communication with the input device, a memory that stores instructions, and a processor.

No. of Pages : 40 No. of Claims : 10

(12) PATENT APPLICATION PUBLICATION
(19) INDIA
(22) Date of filing of Application :21/01/2013
(21) Application No.271/CHE/2013 A
(43) Publication Date : 20/05/2016

(54) Title of the invention : COLLAPSIBLE TABLE MOUNT FOR BED

(51) International classification :A47C
(31) Priority Document No :NA
(32) Priority Date :NA
(33) Name of priority country :NA
(86) International Application No :NA
Filing Date :NA
(87) International Publication No : NA
(61) Patent of Addition to Application Number :NA
Filing Date :NA
(62) Divisional to Application Number :NA
Filing Date :NA

(71)**Name of Applicant :**
1)ABHISEK KUMAR
Address of Applicant :4, 2ND CROSS STREET, DURAISAMY NAGAR, BYE PASS ROAD, MADURAI - 625 016 Tamil Nadu India
(72)**Name of Inventor :**
1)ABHISEK KUMAR

(57) Abstract :
The collapsible table mount as disclosed in the invention is a user friendly, economically designed device aiming to reduce the wastage of living space in residential facilities. It consists of a table top, supported on a collapsible frame, which is made up of two brackets hinged to the bed ,with the help of pins, attached to the frame of the bed and the beds main body itself. The swing action of the bracket can be arrested by the locking bar provided for the purpose, which in turn can be designed for same most probable step wise combinations or simply a contraption including serrated bar with clamp can be provided for continuous combination.

No. of Pages : 8 No. of Claims : 7

(12) PATENT APPLICATION PUBLICATION
(19) INDIA
(22) Date of filing of Application :22/01/2013

(21) Application No.286/CHE/2013 A
(43) Publication Date : 20/05/2016

(54) Title of the invention : ELECTRONIC APPARATUS AND ELECTRONIC APPARATUS CONTROL METHOD

(51) International classification :H04N
(31) Priority Document No :2012-014578
(32) Priority Date :26/01/2012
(33) Name of priority country :Japan
(86) International Application No :NA
Filing Date :NA
(87) International Publication No : NA
(61) Patent of Addition to Application Number :NA
Filing Date :NA
(62) Divisional to Application Number :NA
Filing Date :NA

(71)**Name of Applicant :**
1)CANON KABUSHIKI KAISHA
Address of Applicant :30-2, SHIMOMARUKO 3-CHOME, OHTA-KU, TOKYO Japan
(72)**Name of Inventor :**
1)SUDO, KOJI
2)YOSHIMI, TAKASHI

(57) Abstract :
An electronic apparatus including an image sensing unit performs scene determination processing of determining a photographic scene based on an image being captured by the image sensing unit. Upon receiving a help designation to display a help screen, the electronic apparatus displays a description concerning the determined photographic scene as the help screen. (FIG. 8)

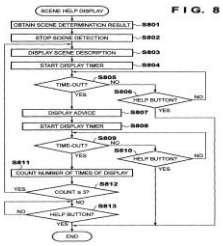

F I G. 8

No. of Pages : 79 No. of Claims : 17

(12) PATENT APPLICATION PUBLICATION
(19) INDIA
(22) Date of filing of Application :21/01/2013
(21) Application No.493/CHENP/2013 A
(43) Publication Date : 20/05/2016

(54) Title of the invention : PROCESS FOR PRODUCTION OF AQUEOUS REFINED SUGAR SOLUTION

(51) International classification	:C12P19/02,C13K1/02,C07H3/02
(31) Priority Document No	:2010-143462
(32) Priority Date	:24/06/2010
(33) Name of priority country	:Japan
(86) International Application No	:PCT/JP2011/058963
Filing Date	:11/04/2011
(87) International Publication No	:WO 2011/162009 A1
(61) Patent of Addition to Application Number	:NA
Filing Date	:NA
(62) Divisional to Application Number	:NA
Filing Date	:NA

(71)**Name of Applicant :**
1)TORAY INDUSTRIES INC.
Address of Applicant :1 1 Nihonbashi Muromachi 2 chome Chuo ku Tokyo 1038666 Japan
(72)**Name of Inventor :**
1)HANAKAWA Masayuki
2)HIROZAWA Hiroho

(57) Abstract :
Disclosed is a method for producing an aqueous refined sugar solution in which a biomass residue produced in a step of producing a sugar from a cellulose containing biomass is removed in a step of producing an aqueous sugar solution thereby preventing the clogging of a microfiltration membrane and/or an ultrafiltration membrane and producing the aqueous refined sugar solution steadily for a long period. Specifically disclosed is a process for producing an aqueous refined sugar solution using a cellulose containing biomass as a raw material which comprises the steps of: (1) decomposing the cellulose containing biomass to produce an aqueous sugar solution; (2) causing the aggregation in the aqueous sugar solution produced in step (1) with an aggregating agent to produce an aqueous sugar solution having an average particle diameter of 2 μm or more as measured by a particle size distribution method; and (3) allowing the aqueous sugar solution produced in step (2) to pass through a microfiltration membrane and/or an ultrafiltration membrane to filtrate the aqueous sugar solution and collecting an aqueous sugar solution from the permeated side of the microfiltration membrane and/or an ultrafiltration membrane.

No. of Pages : 57 No. of Claims : 14

(12) PATENT APPLICATION PUBLICATION
(21) Application No.355/CHENP/2013 A
(19) INDIA
(22) Date of filing of Application :16/01/2013
(43) Publication Date : 20/05/2016

(54) Title of the invention : LAMINATED GLAZING WITH VARIABLE DIFFUSION BY LIQUID CRYSTALS METHOD FOR THE PRODUCTION THEREOF AND DEVICE FOR THE PRODUCTION OF SAME

(51) International classification	:G02F 1/00
(31) Priority Document No	:1055103
(32) Priority Date	:25/06/2010
(33) Name of priority country	:France
(86) International Application No	:PCT/FR2011/05 1480
Filing Date	:27/06/2011
(87) International Publication No	:WO 2011/161391
(61) Patent of Addition to Application Number	:NA
Filing Date	:NA
(62) Divisional to Application Number	:NA
Filing Date	:NA

(71)**Name of Applicant :**
1)SAINT GOBAIN GLASS FRANCE
Address of Applicant :18 avenue dAlsace F 92400 Courbevoie France
(72)**Name of Inventor :**
1)KUJAWA Jean
2)VILA Serge

(57) Abstract :
The invention relates to laminated glazing with variable diffusion by liquid crystals (100) comprising: a first sheet of glass (5); a first lamination interlayer (10) for the first sheet of glass made from a first plastic material; an electronically controllable system with variable diffusion (20) comprising liquid crystals (1) between a first support (2) of a first electrode (3) and a second support (2) of a second electrode (4) said electrodes being in contact with the liquid crystals; a second lamination interlayer (10) made from a second plastic material for a second sheet of glass (6); connectors (8) for the electrodes; electrical wiring (7) with two wiring inlets; a polymer material for protecting the wiring inlets which is in contact with the glass sheets; and a means for water proofing the liquid crystals and the electrodes. The polymer protection material (9) forms a liquid water proofing means for the electrode connectors and wiring inlets. The invention also relates to the use and production method of one such glazing.

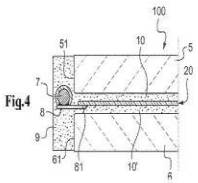

Fig.4

No. of Pages : 40 No. of Claims : 27

(12) PATENT APPLICATION PUBLICATION
(19) INDIA
(22) Date of filing of Application :16/01/2013

(21) Application No.374/CHENP/2013 A
(43) Publication Date : 20/05/2016

(54) Title of the invention : SYSTEMS METHODS APPARATUS AND COMPUTER READABLE MEDIA FOR MULTI MICROPHONE LOCATION SELECTIVE PROCESSING

(51) International classification	:H04R3/00,H04R5/033,H04R25/00
(31) Priority Document No	:61/367730
(32) Priority Date	:26/07/2010
(33) Name of priority country	:U.S.A.
(86) International Application No	:PCT/US2011/045411
Filing Date	:26/07/2011
(87) International Publication No	:WO 2012/018641
(61) Patent of Addition to Application Number	:NA
Filing Date	:NA
(62) Divisional to Application Number	:NA
Filing Date	:NA

(71)**Name of Applicant :**
1)QUALCOMM INCORPORATED
Address of Applicant :Attn: International IP Administration 5775 Morehouse Drive San Diego California 92121 U.S.A.
(72)**Name of Inventor :**
1)VISSER Erik
2)LIU Ian Ernan

(57) Abstract :
A multi microphone system performs location selective processing of an acoustic signal wherein source location is indicated by directions of arrival relative to microphone pairs at opposite sides of a midsagittal plane of a user s head.

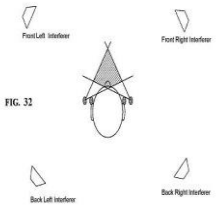

No. of Pages : 92 No. of Claims : 49

(12) PATENT APPLICATION PUBLICATION
(19) INDIA
(22) Date of filing of Application :21/01/2013
(21) Application No.472/CHENP/2013 A
(43) Publication Date : 20/05/2016

(54) Title of the invention : CURABLE EPOXY RESIN COMPOSITIONS AND COMPOSITES MADE THEREFROM

(51) International classification :C08G59/22,C08G59/24,C08L63/00
(31) Priority Document No :61/358742
(32) Priority Date :25/06/2010
(33) Name of priority country :U.S.A.
(86) International Application No :PCT/US2011/041318
Filing Date :22/06/2011
(87) International Publication No :WO 2011/163282
(61) Patent of Addition to Application Number :NA
Filing Date :NA
(62) Divisional to Application Number :NA
Filing Date :NA

(71)**Name of Applicant :**
1)DOW GLOBAL TECHNOLOGIES LLC
Address of Applicant :2040 Dow Center Midland MI 48674 U.S.A.
(72)**Name of Inventor :**
1)THEOFANOUS Theofanis
2)VERGHESE Kandathil E.
3)JACOB George

(57) Abstract :
A diluent free curable epoxy resin composition for preparing a composite comprising: (A) at least one epoxy resin composition comprising a blend of: (A1) at least one epoxy resin and (A2) at least one divinylarene dioxide; and (B) at least one hardener composition; and (C) at least one reinforcement materials; wherein the viscosity of the curable composition is the range of from about 0.15 Pa s to about 1.5 Pa s; and wherein the curable composition is adapted for providing a cured composite product made from the curable composition such that the composition being cured provides a cured composite product having an increased Tg of greater than about 5 °C as compared to a curable composition having a reactive diluent.

FIG. 1

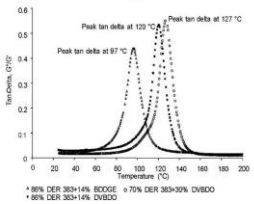

No. of Pages : 28 No. of Claims : 15

(12) PATENT APPLICATION PUBLICATION
(19) INDIA
(22) Date of filing of Application :21/01/2013

(21) Application No.495/CHENP/2013 A
(43) Publication Date : 20/05/2016

(54) Title of the invention : SMALL CORE GENERATION AND ANALYSIS AT BIT AS LWD TOOL

(51) International classification :E21B25/00,E21B49/08
(31) Priority Document No :61/365665
(32) Priority Date :19/07/2010
(33) Name of priority country :U.S.A.
(86) International Application No :PCT/US2011/034534
Filing Date :29/04/2011
(87) International Publication No :WO 2012/012006
(61) Patent of Addition to Application Number :NA
Filing Date :NA
(62) Divisional to Application Number :NA
Filing Date :NA

(71)**Name of Applicant :**
1)BAKER HUGHES INCORPORATED
Address of Applicant :P.O. Box 4740 Houston TX 77210 U.S.A.
(72)**Name of Inventor :**
1)KUMAR Sunil

(57) Abstract :
The present disclosure is related to an apparatus for taking a sample in a wellbore during drilling operations. The apparatus may include a drill bit configured to form a core and at least one retractable cutter internal to the drill bit for taking the sample from the core. The apparatus may also include equipment for analyzing the sample extracting fluid from the sample testing fluid from the sample encapsulating the sample and/or tagging the sample. The present disclosure is also related to a method for taking a core sample without interrupting drilling operations. The method includes taking a core sample using a drill bit configured to take a core sample using internal cutters. The method may also include analyzing the sample extracting fluid from the sample analyzing fluid from the sample encapsulating the sample and/or tagging the sample.

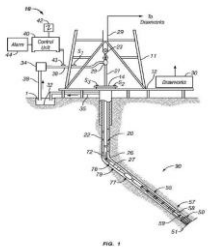

No. of Pages : 29 No. of Claims : 38

(12) PATENT APPLICATION PUBLICATION
(21) Application No.396/CHE/2013 A
(19) INDIA
(22) Date of filing of Application :30/01/2013
(43) Publication Date : 20/05/2016

(54) Title of the invention : AUTO BILL GENERATION AND MONITORING SYSTEM ON ENERGY CONSUMPTION METER USING GSM MODULE

(51) International classification :G01F
(31) Priority Document No :NA
(32) Priority Date :NA
(33) Name of priority country :NA
(86) International Application No :NA
Filing Date :NA
(87) International Publication No : NA
(61) Patent of Addition to Application Number :NA
Filing Date :NA
(62) Divisional to Application Number :NA
Filing Date :NA

(71)**Name of Applicant :**
1)B. RAJASEKAR
Address of Applicant :NO.11, S.S. SHAHIB STREET, AMINJIKARAI, CHENNAI - 600 029 Tamil Nadu India
(72)**Name of Inventor :**
1)B. RAJASEKAR

(57) Abstract :
This research paper is all about E-Bill Generating and Monitoring system on Energy Consumption Meter. This method is very simple, reliable and easy to work with. It monitors power consumed by the user and reports periodically to the Base Station. The Base Station is the office which maintains the record of power consumption in periodical manner. A report can be generated based on the power consumption and power distribution. This System can also be employed in the Power plant and Sub-Stations to measure the Power delivered and Power Received so that power losses can be Measured and it helps to reduce the power looses. Power theft can also be detected Street wise when these instruments are placed in the transformers. This system is also capable of detecting and reporting about faults in the Meter, so that immediate servicing can be done to count the power consumption

No. of Pages : 8 No. of Claims : 7

(12) PATENT APPLICATION PUBLICATION
(19) INDIA
(22) Date of filing of Application :17/01/2013
(21) Application No.396/CHENP/2013 A
(43) Publication Date : 20/05/2016

(54) Title of the invention : BOTTOM DISCHARGE CONTAINER

(51) International classification :B65D90/62,B65D88/58
(31) Priority Document No :2010/04442
(32) Priority Date :23/06/2010
(33) Name of priority country :South Africa
(86) International Application No :PCT/IB2011/052755
Filing Date :23/06/2011
(87) International Publication No :WO 2011/161640 A1
(61) Patent of Addition to Application Number :NA
Filing Date :NA
(62) Divisional to Application Number :NA
Filing Date :NA

(71)**Name of Applicant :**
1)BULK BOX LOGISTICS (PTY) LIMITED
Address of Applicant :154 Cape Road Port Elizabeth 6001 South Africa
(72)**Name of Inventor :**
1)FLEISCHER Timothy John

(57) Abstract :
This invention relates to a bottom discharge container (10) and more particularly but not exclusively to a bottom discharge container (10) suitable for being handled by a container handling arrangement. The bottom discharge container (10) includes a pair of opposed end walls (12) a pair of opposed side walls (13) connected to the end walls (12) so as to form an enclosure (14) and an at least partially displaceable floor (15) which is displaceable between a raised closed position in which it extends across a bottom of the enclosure so as to form a base of the container (10) and a lower open position in which at least part of the floor (15) is displaced away from the bottom of the enclosure (14) so as to define a discharge opening in the bottom of the container (10) for discharging a load from the container (10). The container (10) also includes a floor displacement arrangement (20) adapted to be automatically engageable by the door actuating mechanism of the container handling arrangement in order to open and/or close the displaceable floor (15).

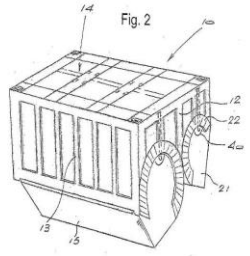

No. of Pages : 16 No. of Claims : 11

(12) PATENT APPLICATION PUBLICATION
(19) INDIA
(22) Date of filing of Application :18/01/2013
(21) Application No.457/CHENP/2013 A
(43) Publication Date : 20/05/2016

(54) Title of the invention : PROPYLENE POLYMER COMPOSITIONS

(51) International classification :C08L23/12,C08F297/08
(31) Priority Document No :10170590.3
(32) Priority Date :23/07/2010
(33) Name of priority country :EPO
(86) International Application No :PCT/EP2011/062591
Filing Date :22/07/2011
(87) International Publication No :WO 2012/010678
(61) Patent of Addition to Application Number :NA
Filing Date :NA
(62) Divisional to Application Number :NA
Filing Date :NA

(71)**Name of Applicant :**
1)BASELL POLIOLEFINE ITALIA SRL
Address of Applicant :Via Pergolesi 25 I 20124 Milano Italy
(72)**Name of Inventor :**
1)CIARAFONI Marco
2)MASSARI Paola
3)RATHINAKUMAR Manikandan
4)BIONDINI Gisella
5)CAPUTO Tiziana

(57) Abstract :
A propylene polymer composition comprising (percent by weight): A) 68% 80% of a propylene homopolymer having a Polydispersity Index (P.I.) value of from 4.7 to 10 and MFR L (Melt Flow Rate according to ISO 1133 condition L i.e. 230°C and 2.16 kg load) from 10 to 30 g/10 min; B) 20% 32% of a copolymer of propylene containing from 40.1% to 42.5% extremes included of ethylene derived units; the composition having an intrinsic viscosity of the fraction soluble in xylene at 25 °C comprised between 3 and 6 dl/g and a MFR L from 4 to 12 g/10 min. Said Propylene polymer composition being particularly suitable for injection moulded articles having high rigidity and high impact properties at room and at low temperatures.

No. of Pages : 15 No. of Claims : 7

(12) PATENT APPLICATION PUBLICATION
(19) INDIA
(22) Date of filing of Application :21/01/2013
(21) Application No.502/CHENP/2013 A
(43) Publication Date : 20/05/2016

(54) Title of the invention : METHOD AND BASE STATION FOR FAILSOFT PROCESSING BASED ON DIGITAL TRUNKED SYSTEM

(51) International classification :H04W84/08
(31) Priority Document No :201010243989.0
(32) Priority Date :03/08/2010
(33) Name of priority country :China
(86) International Application No :PCT/CN2011/072212
Filing Date :28/03/2011
(87) International Publication No :WO 2012/016444
(61) Patent of Addition to Application Number :NA
Filing Date :NA
(62) Divisional to Application Number :NA
Filing Date :NA

(71)**Name of Applicant :**
1)ZTE CORPORATION
Address of Applicant :ZTE Plaza Keji Road South Hi Tech Industrial Park Nanshan Shenzhen Guangdong 518057 China
(72)**Name of Inventor :**
1)FAN Rong

(57) Abstract :
A method for failsoft processing based on a digital trunked system is disclosed in the present invention. The method includes that: when detecting that a source core network connected with a source base station has a failure the source base station via a target base station adjacent to the source base station sends a request message to a target core network connected with the target base station and the target core network establishes a communication channel for the source base station according to the request message (S101); an acknowledgement message is returned from the target core network via the target base station (S102); data of a source terminal user is transmitted to the target core network via the target base station and the target core network handles the data of the source terminal user (S103); the handled data information returned from the target core network via the target base station is received and the handled data information is sent to a target terminal group (S104). A base station for failsoft processing based on a digital cluster system is simultaneously disclosed in the present invention. The present invention farthest attenuates the influence of a core network failure on a trunked communication system and ensures normal communications of trunked users in a failure network area.

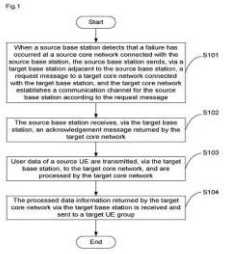

No. of Pages : 20 No. of Claims : 10

(12) PATENT APPLICATION PUBLICATION
(21) Application No.376/CHE/2013 A
(19) INDIA
(22) Date of filing of Application :29/01/2013
(43) Publication Date : 20/05/2016

(54) Title of the invention : DATA PROCESSING APPARATUS, INFORMATION PROCESSING METHOD, AND STORAGE MEDIUM

(51) International classification	:H04W
(31) Priority Document No	:2012-019995
(32) Priority Date	:01/02/2012
(33) Name of priority country	:Japan
(86) International Application No	:NA
Filing Date	:NA
(87) International Publication No	: NA
(61) Patent of Addition to Application Number	:NA
Filing Date	:NA
(62) Divisional to Application Number	:NA
Filing Date	:NA

(71)**Name of Applicant :**
1)CANON KABUSHIKI KAISHA
Address of Applicant :3-30-2, SHIMOMARUKO, OHTA-KU, TOKYO Japan
(72)**Name of Inventor :**
1)FUJISAWA, MINORU

(57) Abstract :
A data processing apparatus includes first and second information processing apparatuses. The first information processing apparatus has a first power mode and a second power mode in which electric power consumption is smaller than in the first power mode. The second information processing apparatus is capable of communicating with the first information processing apparatus and an external apparatus via a network. Definition information including identification information identifying a packet received via the network and process information indicating a process to be performed on the packet is received at least from one of the first information processing apparatus and the external apparatus. If a packet is received from the external apparatus in the second power mode, the packet is analyzed to identify definition information corresponding to the packet based on the identification information. A process is performed according to the process information included in the definition information.

No. of Pages : 59 No. of Claims : 5

(12) PATENT APPLICATION PUBLICATION
(19) INDIA
(22) Date of filing of Application :16/01/2013
(21) Application No.385/CHENP/2013 A
(43) Publication Date : 20/05/2016

(54) Title of the invention : PLANTS HAVING ENHANCED YIELD RELATED TRAITS AND METHOD FOR MAKING THE SAME

(51) International classification	:C12N 15/00
(31) Priority Document No	:61/365368
(32) Priority Date	:19/07/2010
(33) Name of priority country	:U.S.A.
(86) International Application No	:PCT/IB2011/053 167
Filing Date	:15/07/2011
(87) International Publication No	:WO 2012/011034
(61) Patent of Addition to Application Number	:NA
Filing Date	:NA
(62) Divisional to Application Number	:NA
Filing Date	:NA

(71)**Name of Applicant :**
1)BASF PLANT SCIENCE COMPANY GMBH
Address of Applicant :67056 Ludwigshafen Germany
2)BASF (CHINA) COMPANY LIMITED
(72)**Name of Inventor :**
1)FRANKARD Valerie
2)VANDENABEELE Steven

(57) Abstract :
The present invention relates generally to the field of molecular biology and concerns a method for enhancing vari ous economically important yield-related traits in plants. More specifically, the present invention concerns a method for enhancing o yield-related traits in plants by modulating expression in a plant of a nucleic acid encoding an embryonic flower 2 or EMF2 polypeptide or an UCHl-like (Ubiquitin C-terminal Hydrolase 1) polypeptide. The present invention also concerns plants having o modulated expression of a nucleic acid encoding an EMF2 polypeptide or an UCHl-like polypeptide, which plants have enhanced yield-related traits relative to control plants. The invention also provides hitherto unknown UCH1 -like-encoding nucleic acids, and constructs comprising the same, useful in performing the methods of the invention.

No. of Pages : 119 No. of Claims : 44

(12) PATENT APPLICATION PUBLICATION
(19) INDIA
(22) Date of filing of Application :22/01/2013
(21) Application No.511/CHENP/2013 A
(43) Publication Date : 20/05/2016

(54) Title of the invention : DIE FOR FORGING

(51) International classification :B21J13/02,B21K1/76
(31) Priority Document No :10 2010 036 609.9
(32) Priority Date :26/07/2010
(33) Name of priority country :Germany
(86) International Application No :PCT/EP2011/003292
Filing Date :02/07/2011
(87) International Publication No :WO 2012/013284 A1
(61) Patent of Addition to Application Number :NA
Filing Date :NA
(62) Divisional to Application Number :NA
Filing Date :NA

(71)**Name of Applicant :**
1)THYSSENKRUPP PRESTA AKTIENGESELLSCHAFT
Address of Applicant :Essanestrasse 10 FL 9492 Eschen Liechtenstein
(72)**Name of Inventor :**
1)DOHMANN J¼rgen
2)WESTERKAMP Christoph

(57) Abstract :
The invention relates to a die for forging a toothed section of a gear rack of a steering device comprising a first die part (9) having a first molding recess (11) for molding the toothing and a second die part (10) having a second molding recess (12) which has the shape of the back area of the gear rack opposite the toothing. The die parts (9 10) can be moved toward each other in a closing direction (13) into an end position in which the die parts have a distance (s) from each other wherein a main cavity (14) is formed between the die parts (9 10) in the region of the molding recesses (11 12) of the die parts (9 10) said main cavity being open on opposite sides to secondary cavities (16 17) which lie in respective regions between the first and second die parts (9 10). The die further includes at least two secondary molding parts (18 19) which lie in respective regions between the first and second die parts (9 10) and which at least partially form the walls that bound the secondary cavities and which can each be moved relative to the die parts (9 10) in a setting direction (29 30) oriented at an angle to the closing direction (13).

No. of Pages : 37 No. of Claims : 15

(12) PATENT APPLICATION PUBLICATION
(19) INDIA
(22) Date of filing of Application :22/01/2013

(21) Application No.522/CHENP/2013 A
(43) Publication Date : 20/05/2016

(54) Title of the invention : FAN UNIT ELECTRONIC DEVICE AND METHOD FOR PRODUCING FAN UNIT

(51) International classification	:H05K7/20, H05K1/11
(31) Priority Document No	:2010-146169
(32) Priority Date	:28/06/2010
(33) Name of priority country	:Japan
(86) International Application No	:PCT/JP2011/064287
Filing Date	:22/06/2011
(87) International Publication No	:WO 2012/002225 A1
(61) Patent of Addition to Application Number	:NA
Filing Date	:NA
(62) Divisional to Application Number	:NA
Filing Date	:NA

(71)**Name of Applicant :**
1)NEC CORPORATION
Address of Applicant :7 1 Shiba 5 chome Minato ku Tokyo 1088001 Japan
(72)**Name of Inventor :**
1)NAKAI Masatoshi

(57) Abstract :
Disclosed is a fan unit provided with a plurality of fans (3) arranged in a direction intersecting the air blowing direction; a printed circuit board (4) electrically connected to the fans (3); a chassis (5) having a back portion (5a) with which the surfaces (3a) of the fans (3) perpendicular to the air blowing direction are engaged and a bottom portion (5b) supporting the fans (3) on which the printed circuit board (4) is disposed; and a bracket (6) having an affixing portion (6c) which is secured to the bottom portion (5b) of the chassis (5) by screws to sandwich the fans (3) engaged with the back portion (5a) of the chassis (5) in cooperation with the back portion (5a).

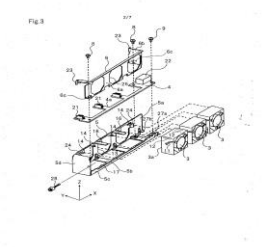

No. of Pages : 24 No. of Claims : 8

(12) PATENT APPLICATION PUBLICATION
(21) Application No.280/CHE/2013 A
(19) INDIA
(22) Date of filing of Application :21/01/2013
(43) Publication Date : 20/05/2016

(54) Title of the invention : AN EFFICIENT PROCESS IN THE PRODUCTION OF IRON AND STEEL FROM IRON ORE

(51) International classification :D06F
(31) Priority Document No :NA
(32) Priority Date :NA
(33) Name of priority country :NA
(86) International Application No :NA
Filing Date :NA
(87) International Publication No : NA
(61) Patent of Addition to Application Number :NA
Filing Date :NA
(62) Divisional to Application Number :NA
Filing Date :NA

(71)**Name of Applicant :**
1)NATARAJAN CHANNAIAH CHETTY
Address of Applicant :NO. 702, 10TH CROSS, 7TH MAIN, BTM 2 STAGE, MICO LAYOUT, BANGALORE 560 076 Karnataka India
(72)**Name of Inventor :**
1)NATARAJAN CHANNAIAH CHETTY

(57) Abstract :
[063] ABSTRACT [064] The invention discloses a method of reducing iron oxide to recover iron from iron content mixture. The method includes the step of mixing a reductant containing atleast one of a silicon carbide or ferro-silicon with iron content mixture and heating it at a temperature ranging from 600-1000ºC for reaction to undergo. The iron content mixture is one of an iron ore, iron oxide and gangue material. The addition of reductant during the manufacture of sponge iron, DRI or pig iron or during reduction of iron ore assures advantages such as better yield, , efficient use of resources, thus resulting in increasing productivity and reducing the cost of manufacturing. The method converts and upgrades low grade iron ore to high grade iron ore by dry beneficiation magnetic separation. The method also helps in recovery of iron from slag generated during iron and steel production.

No. of Pages : 20 No. of Claims : 4

(12) PATENT APPLICATION PUBLICATION
(21) Application No.303/CHE/2013 A
(19) INDIA
(22) Date of filing of Application :23/01/2013
(43) Publication Date : 20/05/2016

(54) Title of the invention : BAS WHIRLING PISTON ENGINE

(51) International classification :F02B
(31) Priority Document No :NA
(32) Priority Date :NA
(33) Name of priority country :NA
(86) International Application No :NA
Filing Date :NA
(87) International Publication No : NA
(61) Patent of Addition to Application Number :NA
Filing Date :NA
(62) Divisional to Application Number :NA
Filing Date :NA

(71)**Name of Applicant :**
1)D. ABILASH
Address of Applicant :NO.79/227, PANDAMANGALAM, THIYAGARAJA NAGAR, WORAIYUR, TRICHY - 620 003 Tamil Nadu India
(72)**Name of Inventor :**
1)D. ABILASH
2)P. ASHOK
3)N. BAPTIC PACKIARAJ
4)S. SURESH KUMAR

(57) Abstract :
This patent work is based on the diesel engine that works on rotary motion, which produces power for every 180°, it has two pistons. The power stroke occurs simultaneously in both the place. The block is used for the compression and power stroke to occur in engine which is guided by the cam present internally.The piston is directly attached with the flywheel. The flywheel is sealed with the plate bearing. The power which produced during the power stroke is used to rotate the fly wheel.

No. of Pages : 11 No. of Claims : 3

(12) PATENT APPLICATION PUBLICATION
(21) Application No.415/CHE/2013 A
(19) INDIA
(22) Date of filing of Application :30/01/2013
(43) Publication Date : 20/05/2016

(54) Title of the invention : INFANT WARMING APPARATUS AND A METHOD OF ASSEMBLING THE INFANT WARMING APPARATUS

(51) International classification :A47D
(31) Priority Document No :NA
(32) Priority Date :NA
(33) Name of priority country :NA
(86) International Application No :NA
Filing Date :NA
(87) International Publication No : NA
(61) Patent of Addition to Application Number :NA
Filing Date :NA
(62) Divisional to Application Number :NA
Filing Date :NA

(71)**Name of Applicant :**
1)GENERAL ELECTRIC COMPANY
Address of Applicant :1 RIVER ROAD, SCHENECTADY, NEW YORK 12345 U.S.A.
(72)**Name of Inventor :**
1)DIWAN, ONKAR MOHAN
2)NEGI, BRIJESH
3)ALAKKAT, SHAJI
4)FALK, STEVEN MITCHELL
5)ISSAC, ROBIN MATHEW
6)V, VIKRAM

(57) Abstract :
An infant warming apparatus for warming an infant is disclosed. The infant warming apparatus includes an infant holding unit having a surface for laying an infant thereon and a heating unit capable of radiating heat rays to the surface of the infant holding unit. The heating unit includes a heat source for generating the heat rays; and a single reflecting member includes an inner reflecting surface extending substantially along an axial direction of the heat source and substantially covering the heat source. The inner reflecting surface is configured to reflect the heat rays to be incident on the surface of the infant holding unit. The signal reflecting member includes a first region partially covering the heat source when seen from a cross-sectional side; and a second region extending from the first region and bending downward with respect to an axis of the heat source. FIG. 3 and FIG. 5



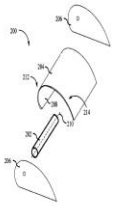

No. of Pages : 23 No. of Claims : 10

(12) PATENT APPLICATION PUBLICATION
(19) INDIA
(22) Date of filing of Application :22/01/2013
(21) Application No.523/CHENP/2013 A
(43) Publication Date : 20/05/2016

(54) Title of the invention : DISPLAY PANEL AND DISPLAY DEVICE

(51) International classification	:G02F1/1368,G02F1/1335,G09F9/30
(31) Priority Document No	:2010-146826
(32) Priority Date	:28/06/2010
(33) Name of priority country	:Japan
(86) International Application No	:PCT/JP2011/061901
Filing Date	:24/05/2011
(87) International Publication No	:WO 2012/002072 A1
(61) Patent of Addition to Application Number	:NA
Filing Date	:NA
(62) Divisional to Application Number	:NA
Filing Date	:NA

(71)**Name of Applicant :**
1)Sharp Kabushiki Kaisha
Address of Applicant :22 22 Nagaike cho Abeno ku Osaka shi Osaka 5458522 Japan
(72)**Name of Inventor :**
1)HISADA Yuhko
2)SAWADA Hironobu
3)MORINAGA Junichi
4)ASADA Katsushige

(57) Abstract :
Disclosed are a display panel and display device of which the white brightness and/or color reproduction range are sufficiently increased by means of changing the subpixel surface area for each pixel and additionally brightness unevenness is sufficiently suppressed and the effect of linewidth variation on an aperture ratio is reduced. The display panel has a pair of substrates and a display element sandwiched between said pair of substrates and also has pixels configured from at least four colors of subpixels. One of the abovementioned pair of substrates is provided with scanning lines signal lines and subpixel electrodes. Of the abovementioned at least four colors of subpixels the surface area is different for at least one color of subpixel and in a plan view of the primary surface of the panel the subpixels with the greater surface area and a plurality of signal lines are superimposed.

No. of Pages : 52 No. of Claims : 13

(12) PATENT APPLICATION PUBLICATION
(19) INDIA
(22) Date of filing of Application :16/01/2013
(21) Application No.217/CHE/2013 A
(43) Publication Date : 20/05/2016

(54) Title of the invention : RELATION BETWEEN MODULUS OF RIGIDITY AND DENSITY BY R. VELMURUGAN

(51) International classification :G01F
(31) Priority Document No :NA
(32) Priority Date :NA
(33) Name of priority country :NA
(86) International Application No :NA
Filing Date :NA
(87) International Publication No : NA
(61) Patent of Addition to Application Number :NA
Filing Date :NA
(62) Divisional to Application Number :NA
Filing Date :NA

(71)**Name of Applicant :**
1)R. VELMURUGAN
Address of Applicant :146/5 NORTH STREET, SENGAMEDU (VILL), AVINANGUDI (PO), TITTAGUDI (TK), CUDDALORE (DT) 606 112 Tamil Nadu India
(72)**Name of Inventor :**
1)R. VELMURUGAN

(57) Abstract :
One day I go through properties of liquid at 293k In a book called dark s table in which datas about bulk modulus of rigidity and density of some liquids found to have direct proportionality thus these datas drive to me construct relation about bulk modulus of rigidity and density.

No. of Pages : 7 No. of Claims : 1

(12) PATENT APPLICATION PUBLICATION
(19) INDIA
(22) Date of filing of Application :16/01/2013
(21) Application No.387/CHENP/2013 A
(43) Publication Date : 20/05/2016

(54) Title of the invention : SYSTEMS METHODS APPARATUS AND COMPUTER READABLE MEDIA FOR DEPENDENT MODE CODING OF AUDIO SIGNALS

(51) International classification :H04N 7/00
(31) Priority Document No :61/369662
(32) Priority Date :30/07/2010
(33) Name of priority country :U.S.A.
(86) International Application No :PCT/US2011/045865
Filing Date :29/07/2011
(87) International Publication No :WO 2012/016128
(61) Patent of Addition to Application Number :NA
Filing Date :NA
(62) Divisional to Application Number :NA
Filing Date :NA

(71)**Name of Applicant :**
1)QUALCOMM Incorporated
Address of Applicant :Attn: International IP Administration 5775 Morehouse Drive San Diego California 92121 U.S.A.
(72)**Name of Inventor :**
1)KRISHNAN Venkatesh
2)RAJENDRAN Vivek
3)DUNI Ethan R.

(57) Abstract :
A scheme for coding a set of transform coefficients that represent an audio frequency range of a signal uses information from a reference frame that describes a previous frame of the signal to determine frequency domain locations of regions of significant energy in a target frame of the signal.

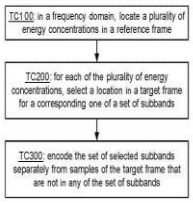

FIG. 1A

No. of Pages : 64 No. of Claims : 40

(12) PATENT APPLICATION PUBLICATION
(21) Application No.417/CHE/2013 A
(19) INDIA
(22) Date of filing of Application :30/01/2013
(43) Publication Date : 20/05/2016

(54) Title of the invention : SYSTEM AND METHOD FOR ANALYZING A RESUME AND DISPLAYING A SUMMARY OF THE RESUME

(51) International classification	:G06F
(31) Priority Document No	:NA
(32) Priority Date	:NA
(33) Name of priority country	:NA
(86) International Application No	:NA
Filing Date	:NA
(87) International Publication No	: NA
(61) Patent of Addition to Application Number	:NA
Filing Date	:NA
(62) Divisional to Application Number	:350/CHE/2012
Filed on	:01/01/1900

(71)**Name of Applicant :**
1)FORMCEPT TECHNOLOGIES AND SOLUTIONS PVT LTD
Address of Applicant :E-003, Adarsh Rhythm, 71 Panduranga Nagar, Bangalore 560076, Karnataka (INDIA) Karnataka India
(72)**Name of Inventor :**
1)Anuj Kumar
2)Suresh Srinivasan

(57) Abstract :
A computer implemented method for generating a summary of one or more resume from one or more of resumes to analyze insights of the one or more resume is provided. The computer implemented method includes (i) processing a first input includes a first indication to select a first resume from one or more of resumes, (ii) extracting, from the first resume, a first information, (iii) obtaining, from the first resume, a second information, (iv) generating a first table based on the first information and the second information, and (v) generating a first summary based on the first table, the first summary indicates a first correlation between (i) the one or more events associated with the first section and (ii) the one or more events associated with the second section over years.

No. of Pages : 41 No. of Claims : 16

(12) PATENT APPLICATION PUBLICATION
(19) INDIA
(22) Date of filing of Application :18/01/2013
(21) Application No.448/CHENP/2013 A
(43) Publication Date : 20/05/2016

(54) Title of the invention : HIERARCHICALLY STRUCTURED SURFACES TO CONTROL WETTING CHARACTERISTICS

(51) International classification :B08B17/06,B05D5/08,B82Y30/00
(31) Priority Document No :61/365,615
(32) Priority Date :19/07/2010
(33) Name of priority country :U.S.A.
(86) International Application No :PCT/US2011/044553
Filing Date :19/07/2011
(87) International Publication No :WO 2012/012441 A1
(61) Patent of Addition to Application Number :NA
Filing Date :NA
(62) Divisional to Application Number :NA
Filing Date :NA

(71)**Name of Applicant :**
1)PRESIDENT AND FELLOWS OF HARVARD COLLEGE
Address of Applicant :17 Quincy Street Cambridge MA 02138 U.S.A.
(72)**Name of Inventor :**
1)AIZENBERG Joanna
2)KIM Philseok

(57) Abstract :
A hierarchical surface having improved control of the wetting characteristics and methods for forming the same is described. The hierarchical surface includes a primary structure having at least one primary characteristic features; a secondary structure having at least one secondary characteristic features wherein the size of the at least one secondary characteristic features are larger than the size of the at least one primary characteristic features. Moreover the primary structure and the secondary structure synergistically provide improved mechanical properties and control of the wetting characteristics over that of the primary structure or the secondary structure alone.



Figure 1A

Figure 1B

No. of Pages : 52 No. of Claims : 31

(12) PATENT APPLICATION PUBLICATION
(19) INDIA
(22) Date of filing of Application :18/01/2013
(21) Application No.458/CHENP/2013 A
(43) Publication Date : 20/05/2016

(54) Title of the invention : ASPERGILLUS ACULEATUS DERIVED POLYPEPTIDES HAVING C4 DICARBOXYLIC ACID TRANSPORTER ACTIVITY AND POLYNUCLEOTIDES ENCODING SAME

(51) International classification :C07K14/38,C12N15/80,C12P7/46
(31) Priority Document No :61/356868
(32) Priority Date :21/06/2010
(33) Name of priority country :U.S.A.
(86) International Application No :PCT/US2011/041300
Filing Date :21/06/2011
(87) International Publication No :WO 2011/163269
(61) Patent of Addition to Application Number :NA
Filing Date :NA
(62) Divisional to Application Number :NA
Filing Date :NA

(71)**Name of Applicant :**
1)NOVOZYMES INC.
Address of Applicant :1445 Drew Avenue Davis California 95618 U.S.A.
(72)**Name of Inventor :**
1)FISCHER Amanda
2)YAVER Debbie

(57) Abstract :
The present invention relates to isolated polypeptides having C4 dicarboxylic acid transporter activity and isolated polynucleotides encoding the polypeptides. The invention also relates to nucleic acid constructs vectors and host cells comprising the polynucleotides as well as methods of producing and using the polypeptides and methods of producing C4 dicarboxylic acids such as malic acid.

Fig. 3

No. of Pages : 158 No. of Claims : 22

(12) PATENT APPLICATION PUBLICATION
(19) INDIA
(22) Date of filing of Application :22/01/2013
(21) Application No.525/CHENP/2013 A
(43) Publication Date : 20/05/2016

(54) Title of the invention : METHOD FOR PRODUCING POROUS POLYUREA BASED MATERIALS

(51) International classification :C08G18/32
(31) Priority Document No :10167454.7
(32) Priority Date :28/06/2010
(33) Name of priority country :EPO
(86) International Application No :PCT/EP2011/060674
Filing Date :27/06/2011
(87) International Publication No :WO 2012/000917 A1
(61) Patent of Addition to Application Number :NA
Filing Date :NA
(62) Divisional to Application Number :NA
Filing Date :NA

(71)**Name of Applicant :**
1)BASF SE
Address of Applicant :67056 Ludwigshafen Germany
(72)**Name of Inventor :**
1)FRICKE Marc
2)ELBING Mark

(57) Abstract :
The invention relates to a method for producing porous materials comprising the reaction of at least one multifunctional isocyanate with an amine component which comprises at least one multifunctional substituted aromatic amine and water in the presence of a solvent. Furthermore the invention relates to the porous materials that can be obtained in this manner and to the use of the porous materials as insulating material and in vacuum insulating panels.

No. of Pages : 30 No. of Claims : 16

(12) PATENT APPLICATION PUBLICATION
(19) INDIA
(22) Date of filing of Application :21/01/2013
(21) Application No.486/CHENP/2013 A
(43) Publication Date : 20/05/2016

(54) Title of the invention : OSCILLATOR

(51) International classification	:H04R17/00,G01H17/00,H04R1/24
(31) Priority Document No	:2010-166506
(32) Priority Date	:23/07/2010
(33) Name of priority country	:Japan
(86) International Application No	:PCT/JP2011/003893
Filing Date	:07/07/2011
(87) International Publication No	:WO 2012/011238 A1
(61) Patent of Addition to Application Number	:NA
Filing Date	:NA
(62) Divisional to Application Number	:NA
Filing Date	:NA

(71)**Name of Applicant :**
1)NEC CORPORATION
Address of Applicant :7 1 Shiba 5 chome Minato ku Tokyo 1088001 Japan
(72)**Name of Inventor :**
1)ONISHI Yasuharu
2)KURODA Jun
3)KOMODA Motoyoshi
4)SATOU Shigeo
5)MURATA Yukio
6)KISHINAMI Yuichiro
7)KAWASHIMA Nobuhiro

(57) Abstract :
Viewed planarly a second piezoelectric vibrator (30) is positioned in a center portion (21) of a first piezoelectric vibrator (20). The inner surface of a frame shaped support body (40) supports the edge of a vibrator member (10). Further the fundamental resonance frequency of the first piezoelectric vibrator (20) is lower than the fundamental resonance frequency of the second piezoelectric vibrator (30). Further when the first piezoelectric vibrator (20) is driven at the fundamental resonance frequency the second piezoelectric vibrator (30) overlaps with the vibration loops generated in the vibration member (10). Ideally the center of the second piezoelectric vibrator (30) overlaps with the center of the vibration loops generated in the vibration member (10) by means of the first piezoelectric vibrator (20).

No. of Pages : 43 No. of Claims : 10

(12) PATENT APPLICATION PUBLICATION
(19) INDIA
(22) Date of filing of Application :22/01/2013

(21) Application No.510/CHENP/2013 A
(43) Publication Date : 20/05/2016

(54) Title of the invention : METHOD FOR DECODING 2D COMPATIBLE STEREOSCOPIC VIDEO FLOWS

(51) International classification :H04N13/00,H04N13/04,H04N7/24
(31) Priority Document No :TO2010A000549
(32) Priority Date :28/06/2010
(33) Name of priority country :Italy
(86) International Application No :PCT/IB2011/052810
Filing Date :27/06/2011
(87) International Publication No :WO 2012/001606
(61) Patent of Addition to Application Number :NA
Filing Date :NA
(62) Divisional to Application Number :NA
Filing Date :NA

(71)**Name of Applicant :**
1)SISVEL TECHNOLOGY S.R.L.
Address of Applicant :Via Castagnole 59 I 10060 None (to) Italy
(72)**Name of Inventor :**
1)BALLOCCA Giovanni
2)DAMATO Paolo
3)CELIA Saverio

(57) Abstract :
The present invention relates to a method for processing a video stream of digital images the method comprising the steps of: receiving the video stream which comprises at least one composite frame containing a pair of stereoscopic digital images according to a predetermined packing format; receiving metadata which describes the format of the composite frame; generating an output video stream which can be reproduced on a visualization device wherein the method further comprises the steps of determining the area in the composite frame which is occupied by one image of the stereoscopic pair within the composite frame based on said metadata; extracting the image contained in said area from the composite frame and generating an output frame containing said extracted image.

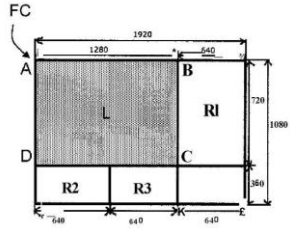

Fig. 2c

No. of Pages : 13 No. of Claims : 11

(12) PATENT APPLICATION PUBLICATION
(19) INDIA
(22) Date of filing of Application :22/01/2013
(21) Application No.533/CHENP/2013 A
(43) Publication Date : 20/05/2016

(54) Title of the invention : A METHOD FOR THE REGENERATION OF PVPP FROM A MEMBRANE FILTER RETENTATE AFTER CLARIFICATION AND STABILISATION OF A YEAST FERMENTED BEVERAGE

(51) International classification	:B01D39/02,B01D41/02,B01J20/26
(31) Priority Document No	:10170417.9
(32) Priority Date	:22/07/2010
(33) Name of priority country	:EPO
(86) International Application No	:PCT/NL2011/050524
Filing Date	:18/07/2011
(87) International Publication No	:WO 2012/011808
(61) Patent of Addition to Application Number	:NA
Filing Date	:NA
(62) Divisional to Application Number	:NA
Filing Date	:NA

(71)**Name of Applicant :**
1)HEINEKEN SUPPLY CHAIN B.V.
Address of Applicant :Burgemeester Smeetsweg 1 NL 2382 PH Zoeterwoude Netherlands
(72)**Name of Inventor :**
1)NOORDMAN Tom Reinoud
2)VAN DER NOORDT Marcel
3)RICHTER Anneke

(57) Abstract :
The present invention relates to a method of of preparing a yeast fermented beverage said method comprising the steps of: a. fermenting wort with a biologically active yeast to produce a fermented liquid; b. optionally removing yeast from the fermented liquid; c. mixing the fermented liquid with polyvinylpolypyrrolidone (PVPP) particles; d. filtering the fermented liquid containing the PVPP particles over a first membrane filter without employing a filter aid; e. combining the first retentate with an aqueous regeneration liquid to desorb polyphenols and/or protein from the PVPP particles said aqueous regeneration liquid having a pH of at least 10.0; f. filtering the combination of first retentate and regeneration liquid over a second membrane filter without employing a filter aid; and g. after optional further refining of the regenerated PVPP particles contained in the second retentate recirculating the regenerated PVPP particles to step c; wherein macromolecular components contained in the first retentate of step d. and/or retained on the second filter of step f are degraded using a degradative agent capable of degrading proteins and/or polyphenols said degradative agent being selected from oxidants enzymes and combinations thereof. The method according to the present invention can be operated with single use PVPP as well as regenerable PVPP. Furthermore the method is very robust and does not require sophisticated capacious filter hardware for regenerating the PVPP.

No. of Pages : 19 No. of Claims : 17

(12) PATENT APPLICATION PUBLICATION
(21) Application No.370/CHE/2013 A
(19) INDIA
(22) Date of filing of Application :29/01/2013
(43) Publication Date : 20/05/2016

(54) Title of the invention : SYSTEM AND METHOD FOR ESTIMATING LOCATION OF COMMUNICATION DEVICE IN WIRELESS NETWORK

(51) International classification :H04W
(31) Priority Document No :NA
(32) Priority Date :NA
(33) Name of priority country :NA
(86) International Application No :NA
Filing Date :NA
(87) International Publication No : NA
(61) Patent of Addition to Application Number :NA
Filing Date :NA
(62) Divisional to Application Number :NA
Filing Date :NA

(71)**Name of Applicant :**
1)MOBME WIRELESS SOLUTIONS PVT. LTD.
Address of Applicant :41/3197, FOURTH FLOOR, BHAGEERATHA SQUARE, NEAR TOWN HALL, KACHERIPPADY, COCHIN - 682 018 Kerala India
(72)**Name of Inventor :**
1)GOPAL, VISHNU
2)WILSON, FEBIN
3)THOMAS, ABE SAM
4)VIJAYAKUMAR, SANJAY

(57) Abstract :
System and method for estimating location of a communication device in a wireless network having a plurality of reference nodes is provided. The method comprises steps of grouping the plurality of reference nodes into reference triples, obtaining a plurality of probable regions for the communication device based on the reference triples, overlapping the plurality of probable regions, estimating the location of the communication device as a geometric center of the overlapped plurality of probable regions and providing a real-time display of the location of the communication device.

No. of Pages : 18 No. of Claims : 10

(12) PATENT APPLICATION PUBLICATION
(19) INDIA
(22) Date of filing of Application :16/01/2013
(21) Application No.370/CHENP/2013 A
(43) Publication Date : 20/05/2016

(54) Title of the invention : BIOSENSOR APPARATUSES AND METHODS THEREOF

(51) International classification	:G01N27/414,G01N33/569,G01N33/48
(31) Priority Document No	:12/839968
(32) Priority Date	:20/07/2010
(33) Name of priority country	:U.S.A.
(86) International Application No	:PCT/US2011/044166
Filing Date	:15/07/2011
(87) International Publication No	:WO 2012/012284
(61) Patent of Addition to Application Number	:NA
Filing Date	:NA
(62) Divisional to Application Number	:NA
Filing Date	:NA

(71)**Name of Applicant :**
1)NTH TECH CORPORATION
Address of Applicant :1759 Beulah Road Churchville NY 14428 U.S.A.
(72)**Name of Inventor :**
1)POTTER Michael

(57) Abstract :
A biosensor has one or more field effect transistors each comprising a source region and a drain region separated by a channel region and a gate positioned offset and spaced from the channel region. The biosensor also has one or more molecular probes coupled to at least one of the channel region and the offset gate the one or more molecular probes configured to mate with at least one target. A method for detection of a target is also disclosed. One or more targets are immobilized as an electric field shunt between an offset gate and a channel region for one or more biosensors. A target measurement value is determined in proportion to a number of the one or more biosensors having the electric field shunt.

No. of Pages : 30 No. of Claims : 40

(12) PATENT APPLICATION PUBLICATION
(21) Application No.427/CHE/2013 A
(19) INDIA
(22) Date of filing of Application :31/01/2013
(43) Publication Date : 20/05/2016

(54) Title of the invention : SYSTEMS AND METHODS FOR PROVIDING DECISION TIME BROKERAGE IN A HYBRID CLOUD ECOSYSTEM

(51) International classification	:G06F	(71)**Name of Applicant :**
(31) Priority Document No	:360/CHE/2012	**1)INFOSYS LIMITED**
(32) Priority Date	:31/01/2013	Address of Applicant :IP CELL, PLOT NO 44,
(33) Name of priority country	:India	ELECTRONICS CITY, HOSUR ROAD, BANGALORE 560 100
(86) International Application No	:NA	Karnataka India
Filing Date	:NA	(72)**Name of Inventor :**
(87) International Publication No	: NA	**1)ABHIJIT SHROFF**
(61) Patent of Addition to Application Number	:NA	**2)VENKATA REDDY DONTHIREDDY**
Filing Date	:NA	**3)SANTHA KUMAR RAJANGAM**
(62) Divisional to Application Number	:NA	**4)PRASANNA RAMAN SRIDHAR**
Filing Date	:NA	**5)BABU JAYARAJ**

(57) Abstract :
A method and system for providing decision-time brokerage in a hybrid cloud ecosystem is disclosed. Disclosed embodiments may include receiving a workload input by a brokerage engine executing in a computing device communicably connected to at least one cloud computing node in a cloud platform of a cloud service provider, determining resource optimization for the workload input by the brokerage engine, monitoring the workload input for compliance with one or more audit and regulatory metrics, monitoring the cost consumption of the workload input, capturing non-functional context data associated with the workload input into a context repository database, applying one or more rules to the workload, deploying the workload across the one or more cloud platforms. In some embodiments, a deployment recommendation may be provided prior to deployment of the workload. In some embodiments, a social collaboration workflow may be triggered whereby one or more users are provided the deployment recommendation. REF FIG: 1

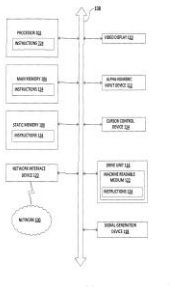

No. of Pages : 44 No. of Claims : 45

(12) PATENT APPLICATION PUBLICATION
(19) INDIA
(22) Date of filing of Application :23/01/2013
(21) Application No.534/CHENP/2013 A
(43) Publication Date : 20/05/2016

(54) Title of the invention : SYSTEM AND METHOD FOR PRODUCING FUELS FROM BIOMASS/PLASTIC MIXTURES

(51) International classification :C10G1/02,C10G1/04,C10G1/06
(31) Priority Document No :10007739.5
(32) Priority Date :26/07/2010
(33) Name of priority country :EPO
(86) International Application No:PCT/EP2011/003511
Filing Date :14/07/2011
(87) International Publication No :WO 2012/016633 A3
(61) Patent of Addition to Application Number :NA
Filing Date :NA
(62) Divisional to Application Number :NA
Filing Date :NA

(71)**Name of Applicant :**
1)WIESER LINHART Emil A. J.
Address of Applicant :F¼rstenallee 44A A 5020 Salzburg Austria
(72)**Name of Inventor :**
1)WIESER LINHART Emil A. J.

(57) Abstract :
The invention relates to a method for producing fuels from solid biomass and plastics characterized in that in a first step biomass and plastics are dispersed at 300 400°C in the presence of recycled carrier oil; in a second step the obtained mixture is brought to reaction at 300 400°C; in a third step the arising gaseous liquid and solid products are separated from each other and optionally further processed; wherein the ratio of biomass to plastic is in the range of 80:20 to 10:90 wt % and wherein the method is conducted without externally supplying carrier oil and wherein the method is conducted without externally supplying catalyst. The invention further relates to systems for carrying out the method.

No. of Pages : 41 No. of Claims : 15

(12) PATENT APPLICATION PUBLICATION
(19) INDIA
(22) Date of filing of Application :31/01/2013
(21) Application No.430/CHE/2013 A
(43) Publication Date : 20/05/2016

(54) Title of the invention : TILTABLE STEERING COLUMN WITH ADJUSTABLE LOCKING MECHANISM

(51) International classification :B62D
(31) Priority Document No :NA
(32) Priority Date :NA
(33) Name of priority country :NA
(86) International Application No :NA
Filing Date :NA
(87) International Publication No : NA
(61) Patent of Addition to Application Number :NA
Filing Date :NA
(62) Divisional to Application Number :NA
Filing Date :NA

(71)**Name of Applicant :**
1)Mahindra & Mahindra Ltd
Address of Applicant :Mahindra Research Valley, Mahindra World City, Plot No. 41/1, Anjur P.O., Chengalpattu Kancheepuram Dist, Tamilnadu. Tamil Nadu India
(72)**Name of Inventor :**
1)Pratheesh Thankaraj
2)Omprakash Katare
3)Mohite Kumar Rajendra

(57) Abstract :
A tiltable steering column for use in vehicles includes a main steering shaft having a first steering shaft and a second steering shaft and a locking mechanism configured to be engaged with the first steering shaft. Further, the first steering shaft is configured to receive a steering wheel and pivotally mounted on to the second steering shaft and the locking mechanism is configured to lock said first steering shaft at the user desired position

No. of Pages : 21 No. of Claims : 8

(12) PATENT APPLICATION PUBLICATION
(19) INDIA
(22) Date of filing of Application :18/01/2013
(21) Application No.430/CHENP/2013 A
(43) Publication Date : 20/05/2016

(54) Title of the invention : DEVICE AND INSTALLATION FOR JOINING AT LEAST TWO MEDICINE CAPSULES BY ADHESIVE BONDING

(51) International classification :A61J3/07,A61K9/48
(31) Priority Document No :1055844
(32) Priority Date :19/07/2010
(33) Name of priority country :France
(86) International Application No :PCT/FR2011/051655
Filing Date :12/07/2011
(87) International Publication No :WO 2012/017149
(61) Patent of Addition to Application Number :NA
Filing Date :NA
(62) Divisional to Application Number :NA
Filing Date :NA

(71)**Name of Applicant :**
1)DUO GE
Address of Applicant :80 82 rue Gallieni F 92100 Boulogne Billancourt France
(72)**Name of Inventor :**
1)EL GLAOUI Mehdi
2)EL GLAOUI Guillaume
3)HOFFELT Jean
4)FONTAINE Jean Pierre

(57) Abstract :
The device (1) according to the invention aims to join at least two medicine capsules (A B) by adhesive bonding in a reliable and economical manner in particular in a context of industrial production. To do this this device comprises at least one matrix (10) which at least partially delimits a recess (15) for depositing capsules (A B) and also a chamber (16) this recess and this chamber being separated from each other by a deformable wall (14) of the matrix which matrix is designed to move elastically by pneumatic action of its chamber (16) from a first configuration in which its recess (15) receives the capsules with a glue (Z) interposed between them to a second configuration in which its deformable wall (14) at least partially envelops the capsules by flexible deformation in such a way as to at least partially enclose these capsules between the deformable wall and a bottom of the recess in order to align them and press them against one another.

No. of Pages : 24 No. of Claims : 10

(12) PATENT APPLICATION PUBLICATION
(19) INDIA
(22) Date of filing of Application :23/01/2013
(21) Application No.541/CHENP/2013 A
(43) Publication Date : 20/05/2016

(54) Title of the invention : DEVICE AND METHOD FOR MONITORING A PHOTOVOLTAIC SYSTEM

(51) International classification	:G01R31/26,G08B13/14,H01L31/02
(31) Priority Document No	:NA
(32) Priority Date	:NA
(33) Name of priority country	:NA
(86) International Application No	:PCT/EP2010/059128
Filing Date	:28/06/2010
(87) International Publication No	:WO 2012/000533
(61) Patent of Addition to Application Number	:NA
Filing Date	:NA
(62) Divisional to Application Number	:NA
Filing Date	:NA

(71)**Name of Applicant :**
1)SMA SOLAR TECHNOLOGY AG
Address of Applicant :Sonnenallee 1 34266 Niestetal Germany
(72)**Name of Inventor :**
1)HOPF Markus
2)BEHRENDS Holger
3)BETTENWORT Gerd
4)BIENIEK Sebastian
5)KRATOCHVIL Marcel

(57) Abstract :
The invention relates to a device for monitoring a photovoltaic system (1) in order to detect the occurrence of events that impair the intended operation of the photovoltaic system (1) comprising a photovoltaic generator (2) having a first group of photovoltaic modules (2a) and a second group of photovoltaic modules (2b f) which is different from the first group. The device also comprises a first and a second coupling agent pair both pairs comprising signal input elements (11a c 17) for inputting a test signal into the photovoltaic generator and a signal output element (12a c 13a c) for outputting a response signal wherein the first coupling element pair is arranged in such a way that the first coupling element pair can detect the occurrence of events selectively in the first group of photovoltaic modules (2a) and the second coupling element pair is arranged in such a way that the second coupling element pair can detect the occurrence of events selectively in the second group of photovoltaic modules (2b f). The invention further relates to a method for monitoring a photovoltaic system (1) having two or more photovoltaic modules (2a f).

No. of Pages : 30 No. of Claims : 17

(12) PATENT APPLICATION PUBLICATION
(19) INDIA
(22) Date of filing of Application :23/01/2013
(21) Application No.553/CHENP/2013 A
(43) Publication Date : 20/05/2016

(54) Title of the invention : PROCESS FOR PRODUCING A CATHODE BLOCK FOR AN ALUMINIUM ELECTROLYSIS CELL AND A CATHODE BLOCK

(51) International classification :C25C3/08
(31) Priority Document No :10 2010 038 650.2
(32) Priority Date :29/07/2010
(33) Name of priority country :Germany
(86) International Application No :PCT/EP2011/063072
Filing Date :29/07/2011
(87) International Publication No :WO 2012/013767 A1
(61) Patent of Addition to Application Number :NA
Filing Date :NA
(62) Divisional to Application Number :NA
Filing Date :NA

(71)**Name of Applicant :**
1)SGL CARBON SE
Address of Applicant :Shnleinstr. 8 65201 Wiesbaden Germany
(72)**Name of Inventor :**
1)KUCHER Martin
2)TOMALA Janusz
3)HILTMANN Frank

(57) Abstract :
The invention relates to a process for producing a cathode block comprising the following steps: providing starting materials including coke forming the cathode block carbonizing and graphitizing and also cooling. According to the invention the coke comprises two types of coke which during the carbonizing and/or graphitizing and/or cooling have a different volume change behaviour.

No. of Pages : 17 No. of Claims : 15

(12) PATENT APPLICATION PUBLICATION
(19) INDIA
(22) Date of filing of Application :31/01/2013
(21) Application No.429/CHE/2013 A
(43) Publication Date : 20/05/2016

(54) Title of the invention : ROLLER CONVEYOR FOR CLEANING OR SEPARATING ROOT CROPS

(51) International classification	:A61C	(71)**Name of Applicant :**
(31) Priority Document No	:NA	**1)TRACTORS AND FARM EQUIPMENT LIMITED**
(32) Priority Date	:NA	Address of Applicant :NO. 861, ANNASALAI, CHENNAI
(33) Name of priority country	:NA	600 002 Tamil Nadu India
(86) International Application No	:NA	(72)**Name of Inventor :**
Filing Date	:NA	**1)S. KALIAPPAN**
(87) International Publication No	: NA	**2)S.N. MURTHY CHEGONDI**
(61) Patent of Addition to Application Number	:NA	**3)VIVEK SESHAN**
Filing Date	:NA	
(62) Divisional to Application Number	:NA	
Filing Date	:NA	

(57) Abstract :
A roller corweyor(IOQ) for cleaning root crops, comprising: a plurality of paired parallel rollers and a plurality of non-rotating, cylindrical idler bars{104), wherein, each paired roller comprises a plain roller(101) and a fluted roller(102) comprising flute(103), with an idler bar(104) present in between the plain roller(101) and the fluted roller{102), wherein the plain roller(101) and the fluted roller(102) rotate towards each other and the speed of rotation of the fluted roller{102) is slower than that of the plain roller(101); the plurality of paired parallel rollers are maintained in the same horizontal planar surface for smooth movement of the root crops; the flute(103) is arranged such that 3/4th of the length of one fluted roller{102) from a drive end(105) comprises flute(103) in the counter-clockwise direction and remaining 1/4th of the length comprises flute(103) in the clockwise direction, with the flute arrangement on an adjacent fluted roller(102) being vice versa.

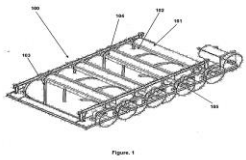

No. of Pages : 18 No. of Claims : 10

(12) PATENT APPLICATION PUBLICATION
(19) INDIA
(22) Date of filing of Application :21/01/2013
(21) Application No.492/CHENP/2013 A
(43) Publication Date : 20/05/2016

(54) Title of the invention : PLANT DISEASE CONTROL COMPOSITION AND METHOD OF CONTROLLING PLANT DISEASE

(51) International classification :A01N43/56,A01P3/00
(31) Priority Document No :2010143553
(32) Priority Date :24/06/2010
(33) Name of priority country :Japan
(86) International Application No :PCT/JP2011/064604
Filing Date :20/06/2011
(87) International Publication No :WO 2011/162397
(61) Patent of Addition to Application Number :NA
Filing Date :NA
(62) Divisional to Application Number :NA
Filing Date :NA

(71)**Name of Applicant :**
1)SUMITOMO CHEMICAL COMPANY LIMITED
Address of Applicant :27 1 Shinkawa 2 chome Chuo ku Tokyo 1048260 Japan
(72)**Name of Inventor :**
1)MATSUZAKI Yuichi
2)SAKAGUCHI Hiroshi

(57) Abstract :
A plant disease control composition comprising a carboxamide compound represented by formula (I) whose enantiomer ratio R form/S form of the carboxamide compound is 80/20 or more has an excellent plant disease controlling activity.

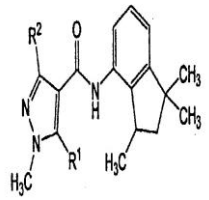

(I)

No. of Pages : 38 No. of Claims : 12

(12) PATENT APPLICATION PUBLICATION
(21) Application No.527/CHENP/2013 A
(19) INDIA
(22) Date of filing of Application :22/01/2013
(43) Publication Date : 20/05/2016

(54) Title of the invention : RESIN COMPOSITION FOR LASER ENGRAVING RELIEF PRINTING ORIGINAL PLATE FOR LASER ENGRAVING METHOD FOR PRODUCING THE RELIEF PRINTING ORIGINAL PLATE FOR LASER ENGRAVING RELIEF PRINTING PLATE AND METHOD FOR PRODUCING THE RELIEF PRINTING PLATE

(51) International classification :B41N1/12,B41C1/05
(31) Priority Document No :2010-147667
(32) Priority Date :29/06/2010
(33) Name of priority country :Japan
(86) International Application No :PCT/JP2011/063264
Filing Date :09/06/2011
(87) International Publication No :WO 2012/002128 A1
(61) Patent of Addition to Application Number :NA
Filing Date :NA
(62) Divisional to Application Number :NA
Filing Date :NA

(71)**Name of Applicant :**
1)FUJIFILM Corporation
Address of Applicant :26 30 Nishiazabu 2 chome Minato ku Tokyo 1068620 Japan
(72)**Name of Inventor :**
1)YAMASHITA Katsuhiro

(57) Abstract :
Disclosed are: a resin composition for laser engraving which provides a film having excellent compositional uniformity and excellent toughness and is capable of providing a relief printing plate that is reduced in fracture of small sized dots; a relief printing original plate which uses the resin composition for laser engraving; a method for producing a relief printing plate which uses the relief printing original plate; and a relief printing plate which is obtained by the method. Specifically disclosed is a resin composition for laser engraving which is characterized by containing: (component A) a compound that has one or more condensable groups and one or more of radically chain transferable groups; (component B) a radically polymerizable compound; (component C) a radical polymerization initiator; and (component D) a binder polymer.

No. of Pages : 66 No. of Claims : 15

(12) PATENT APPLICATION PUBLICATION
(21) Application No.5384/CHE/2012 A
(19) INDIA
(22) Date of filing of Application :24/01/2013
(43) Publication Date : 20/05/2016

(54) Title of the invention : AN APPARATUS FOR NON-CONTACT LEVEL SENSING

(51) International classification :H04N1/00
(31) Priority Document No :NA
(32) Priority Date :NA
(33) Name of priority country :NA
(86) International Application No :NA
Filing Date :NA
(87) International Publication No : NA
(61) Patent of Addition to Application Number :NA
Filing Date :NA
(62) Divisional to Application Number :NA
Filing Date :NA

(71)**Name of Applicant :**
1)PRICOL LIMITED
Address of Applicant :CPM TOWERS, 109, RACE COURSE, COIMBATORE - 641 018 Tamil Nadu India
(72)**Name of Inventor :**
1)M. MANIVANNAN

(57) Abstract :
The present invention related to sensing device used for sensing the level of the liquid in a liquid storage system. The sensing device according to the invention is a non contact type and uses a float comprising a sensing device and a magnet. According to the level of liquid, the float assembly moves upwards or downwards and creates variation in air gap between the sensing element and a ferromagnetic member thereby obtaining output variations which is used to update the level of the fluid in the liquid storage from time to time.

No. of Pages : 21 No. of Claims : 7

(12) PATENT APPLICATION PUBLICATION
(19) INDIA
(22) Date of filing of Application :23/01/2013

(21) Application No.562/CHENP/2013 A
(43) Publication Date : 20/05/2016

(54) Title of the invention : DISPERSION MEASUREMENT SYSTEM AND METHOD IN AN OPTICAL COMMUNICATION NETWORK

(51) International classification :H04B10/08,G01M11/00
(31) Priority Document No :61/365,543
(32) Priority Date :19/07/2010
(33) Name of priority country :U.S.A.
(86) International Application No :PCT/EP2011/062391
Filing Date :19/07/2011
(87) International Publication No :WO 2012/010614
(61) Patent of Addition to Application Number :NA
Filing Date :NA
(62) Divisional to Application Number :NA
Filing Date :NA

(71)**Name of Applicant :**
1)INTUNE NETWORKS LIMITED
Address of Applicant :9B Beckett Way Park West Business Park Dublin 12 Ireland
(72)**Name of Inventor :**
1)BRAVI Emilio
2)TALI Giuseppe
3)MCDONALD David
4)TODD Michael
5)BERNARD David

(57) Abstract :
The invention relates to a system and method of dispersion measurement in an optical fibre network. The invention provides means for transmitting from a transmitting node using a single tunable laser transmitter two consecutive bursts of data at different wavelengths 1 and 2 to a receiver node wherein each burst of data comprises a unique sequence of amplitude modulated data and wherein the two sequences are injected with a fixed known delay. The delay between the two consecutive bursts of data is maintained by selective switching of the tunable laser such that clock recovery circuitry at the receiver node remains locked during the delay between the two bursts. The dispersion measurements method of the present invention is based on walk off and bit position detection between two wavelengths suitable for fast optical burst switching network is described. This method does not require an operator extra equipment or traffic interruption on the network.

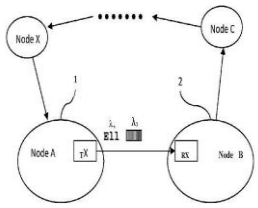

Figure 1

No. of Pages : 26 No. of Claims : 15

(12) PATENT APPLICATION PUBLICATION
(19) INDIA
(22) Date of filing of Application :21/01/2013
(21) Application No.497/CHENP/2013 A
(43) Publication Date : 20/05/2016

(54) Title of the invention : STACKED IC COMPRISING INTEGRATED VOLTAGE REGULATOR WITH EMBEDDED PASSIVE DEVICE (S)

(51) International classification :H01L23/64,H01L25/065,H01L25/18
(31) Priority Document No :12/825937
(32) Priority Date :29/06/2010
(33) Name of priority country :U.S.A.
(86) International Application No :PCT/US2011/042102
Filing Date :28/06/2011
(87) International Publication No :WO 2012/003169
(61) Patent of Addition to Application Number :NA
Filing Date :NA
(62) Divisional to Application Number :NA
Filing Date :NA

(71)**Name of Applicant :**
1)QUALCOMM INCORPORATED
Address of Applicant :Attn: International Ip Administration 5775 Morehouse Drive San Diego California 92121 U.S.A.
(72)**Name of Inventor :**
1)PAN Yuancheng Christopher
2)SWEENEY Fifin
3)CHUA EOAN Lew G.
4)ZHU Zhi
5)ZHANG Junmou

(57) Abstract :
A stacked integrated circuit includes a first tier IC and a second tier IC. Active faces of the first tier IC and the second tier IC face each other. An interconnect structure such as microbumps couples the first tier IC to the second tier IC. An active portion of a voltage regulator is integrated in the first semiconductor IC and coupled to passive components (for example a capacitor or an inductor) embedded in a packaging substrate on which the stacked IC is mounted. The passive components may be multiple through vias in the packaging substrate providing inductance to the active portion of the voltage regulator. The inductance provided to the active portion of the voltage regulator is increased by coupling the through via in the packaging substrate to through vias in a printed circuit board that the packaging substrate is mounted on.

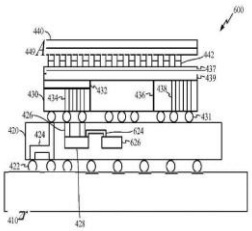

FIG. 6

No. of Pages : 28 No. of Claims : 23

(12) PATENT APPLICATION PUBLICATION
(19) INDIA
(22) Date of filing of Application :22/01/2013
(21) Application No.531/CHENP/2013 A
(43) Publication Date : 20/05/2016

(54) Title of the invention : A METHOD AND APPARATUS FOR THE RECOVERY OF PVPP AFTER CONTACT WITH A YEAST FERMENTED BEVERAGE BY SEDIMENTATION SEPARATION

(51) International classification	:C12H1/056,B01D41/02,B01J20/34
(31) Priority Document No	:10170419.5
(32) Priority Date	:22/07/2010
(33) Name of priority country	:EPO
(86) International Application No	:PCT/NL2011/050522
Filing Date	:18/07/2011
(87) International Publication No	:WO 2012/011806
(61) Patent of Addition to Application Number	:NA
Filing Date	:NA
(62) Divisional to Application Number	:NA
Filing Date	:NA

(71)**Name of Applicant :**
1)HEINEKEN SUPPLY CHAIN B.V.
Address of Applicant :Burgemeester Smeetsweg 1 NL 2382 PH Zoeterwoude Netherlands
(72)**Name of Inventor :**
1)NOORDMAN Tom Reinoud
2)VAN DER NOORDT Marcel
3)RICHTER Anneke

(57) Abstract :
The present invention relates to a method of preparing a yeast fermented beverage said method comprising the steps of: a. fermenting wort with a biologically active yeast to produce a fermented liquid; b. combining the fermented liquid with polyvinylpolypyrrolidone (PVPP) particles to bind at least a fraction of the polyphenols and/or the proteins contained in the fermented liquid to said PVPP particles; c. removing a slurry containing the PVPP particles and yeast from the fermented liquid; d. separating said slurry into a yeast enriched fraction and a PVPP enriched fraction by means of a sedimentation separation technique selected from flotation separation settling separation and separation using a hydrocyclone; e. regenerating the PVPP particles before during and/or after the separation into the yeast enriched fraction and the PVPP enriched fraction by desorbing polyphenols and/or protein from said PVPP particles and separating the desorbed polyphenols and/or the desorbed protein from the PVPP particles; and f. recirculating the regenerated PVPP particles to step b. The method according to the present invention can be operated with single use PVPP as well as regenerable PVPP. Furthermore the method does not require sophisticated filter hardware for regenerating the PVPP.

No. of Pages : 31 No. of Claims : 17

(12) PATENT APPLICATION PUBLICATION
(19) INDIA
(22) Date of filing of Application :24/01/2013
(21) Application No.578/CHENP/2013 A
(43) Publication Date : 20/05/2016

(54) Title of the invention : RADAR APPARATUS

(51) International classification	:G01S13/28,G01S7/292,G01S13/93
(31) Priority Document No	:2010-170821
(32) Priority Date	:29/07/2010
(33) Name of priority country	:Japan
(86) International Application No	:PCT/JP2011/004028
Filing Date	:14/07/2011
(87) International Publication No	:WO 2012/014402 A1
(61) Patent of Addition to Application Number	:NA
Filing Date	:NA
(62) Divisional to Application Number	:NA
Filing Date	:NA

(71)**Name of Applicant :**
1)PANASONIC INTELLECTUAL PROPERTY MANAGEMENT CO., LTD
Address of Applicant :2-1-61 SHIROMI, CHUO-KU OSAKA, JAPAN Japan
(72)**Name of Inventor :**
1)KISHIGAMI Takaaki
2)NAKAGAWA Yoichi
3)MUKAI Hirohito

(57) Abstract :
The amount of a phase shift which occurs between an I signal and a Q signal after the quadrature detection of a signal reflected by a target can be corrected in real time and appropriately thereby suppressing the degradation of precision of estimating the arrival angle of the target. A high frequency transport signal is transmitted via a transmission antenna in a given transmission period and a signal of a reflected wave which is reflected by the target is received via a reception antenna. First and second sub code sequences each have a sub code length obtained by dividing a code sequence having a given code length. Third fourth fifth and sixth sub code sequences are obtained by multiplying each of the first and second sub code sequences by two different factors. A first transport signal which is obtained by modulating the codes obtained by coupling the third and fourth sub code sequences is generated in a first transmission period. A second transport signal which is obtained by modulating the codes obtained by coupling the fourth and fifth sub code sequences is generated in a second transmission period. The generated first and second transport signals are converted to high frequency transport signals which are transmitted via the transmission antenna.

No. of Pages : 76 No. of Claims : 15

(12) PATENT APPLICATION PUBLICATION
(19) INDIA
(22) Date of filing of Application :19/01/2013

(21) Application No.464/CHENP/2013 A
(43) Publication Date : 20/05/2016

(54) Title of the invention : INACTIVATED VARICELLA ZOSTER VIRUS VACCINES METHODS OF PRODUCTION AND USES THEREOF

(51) International classification	:A61K39/25,A61K39/245,A61K39/275
(31) Priority Document No	:61/371038
(32) Priority Date	:05/08/2010
(33) Name of priority country	:U.S.A.
(86) International Application No	:PCT/US2011/046534
Filing Date	:04/08/2011
(87) International Publication No	:WO 2012/018973
(61) Patent of Addition to Application Number	:NA
Filing Date	:NA
(62) Divisional to Application Number	:NA
Filing Date	:NA

(71)**Name of Applicant :**
1)MERCK SHARP & DOHME CORP.
Address of Applicant :126 East Lincoln Avenue Rahway New Jersey 07065 0907 U.S.A.
(72)**Name of Inventor :**
1)KRAH David L.
2)DEHAVEN Jill
3)KRISS Jennifer A.
4)BARR Colleen M.
5)YAGODICH Mary

(57) Abstract :
The invention provides an inactivated varicella zoster virus (VZV) and compositions and vaccines comprising said inactivated VZV wherein the infectivity of the VZV is undetectable and wherein the inactivated VZV induces an immune response against VZV when administered to a patient. In embodiments of the compositions described herein the VZV is inactivated with gamma radiation. The invention also provides a method of preparing an inactivated VZV vaccine the method comprising gamma irradiating a sample comprising a VZV using from about 5 kGy to about 50 kGy of gamma radiation. Also provided by the invention herein is a method of treatment of or immunization against HZ or other disease associated with the reactivation of VZV the method comprising administering to a subject a vaccine or pharmaceutical composition comprising a therapeutically effective amount of an inactivated VZV and a pharmaceutically acceptable carrier wherein the VZV is inactivated by gamma irradiation.

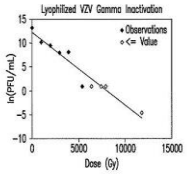

FIG.1

No. of Pages : 36 No. of Claims : 26

(12) PATENT APPLICATION PUBLICATION
(19) INDIA
(22) Date of filing of Application :21/01/2013

(21) Application No.498/CHENP/2013 A
(43) Publication Date : 20/05/2016

(54) Title of the invention : MULTI VOLTAGE LEVEL MULTI DYNAMIC CIRCUIT STRUCTURE DEVICE

(51) International classification :H03K19/0185
(31) Priority Document No :12/828719
(32) Priority Date :01/07/2010
(33) Name of priority country :U.S.A.
(86) International Application No :PCT/US2011/042486
Filing Date :30/06/2011
(87) International Publication No :WO 2012/003254
(61) Patent of Addition to Application Number :NA
Filing Date :NA
(62) Divisional to Application Number :NA
Filing Date :NA

(71)**Name of Applicant :**
1)QUALCOMM INCORPORATED
Address of Applicant :Attn: International IP Administration 5775 Morehouse Drive San Diego California 92121 U.S.A.
(72)**Name of Inventor :**
1)LIN Jentsung Ken

(57) Abstract :
A multi voltage level multi dynamic circuit structure device and method are disclosed. In a particular embodiment the method includes discharging a first dynamic node (130) at a first discharge circuit (114) of a first dynamic circuit structure (102) in response to receiving an asserted discharge signal (124). The first dynamic circuit structure (102) includes the first dynamic node (130) at a first voltage level (Vdd H) and a first keeper circuit (106) that is disabled when the asserted discharge signal (124) is received. The asserted discharge signal (124) has a second voltage level (Vdd L) that is different from the first voltage level (Vdd H). A second keeper circuit (108) of a second dynamic circuit structure (104) is enabled responsive to discharging the first dynamic node (130) to maintain a second dynamic node (132) of the second dynamic circuit structure (104) at the first voltage level (Vdd H).

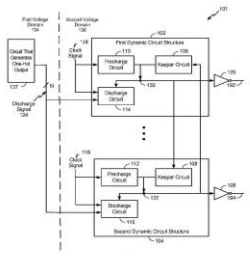

FIG. 1

No. of Pages : 31 No. of Claims : 24

(12) PATENT APPLICATION PUBLICATION
(19) INDIA
(22) Date of filing of Application :24/01/2013
(21) Application No.579/CHENP/2013 A
(43) Publication Date : 20/05/2016

(54) Title of the invention : RADAR APPARATUS

(51) International classification :G01S7/34,G01S7/02,G01S7/32
(31) Priority Document No :2010169293
(32) Priority Date :28/07/2010
(33) Name of priority country :Japan
(86) International Application No :PCT/JP2011/003145
Filing Date :03/06/2011
(87) International Publication No :WO 2012/014359
(61) Patent of Addition to Application Number :NA
Filing Date :NA
(62) Divisional to Application Number :NA
Filing Date :NA

(71)**Name of Applicant :**
1)PANASONIC INTELLECTUAL PROPERTY MANAGEMENT CO.,LTD
Address of Applicant :2-1-61 SHIROMI, CHUO-KU OSAKA, JAPAN Japan
(72)**Name of Inventor :**
1)MUKAI Hirohito
2)KISHIGAMI Takaaki
3)NAKAGAWA Yoichi

(57) Abstract :
The influence of a signal distortion which occurs when the gain of a reception unit in a radar apparatus is adjusted is reduced thereby lessening the degradation of received signals. A pulse signal is generated as a transport signal by a pulse generating unit (101) and then repetitively transmitted via an antenna (104) at constant time intervals. A received signal which is received via an antenna (106) and includes a reflected wave having been reflected by an object is amplified by an amplifier (107) and then gain adjusted by a variable attenuator (108). Thereafter a distance detecting unit (111) detects a received pulse of the reflected wave thereby calculating the distance from the object. The variable attenuator (108) attenuates the received signal by use of the gain that has been adjusted in accordance with a gain control signal supplied from a gain adjusting unit (113). The gain (attenuation amount) of the variable attenuator (108) is controlled in such a manner that the gain becomes largest just after the transmission of the pulse signal and then becomes smaller as time goes by. The gain adjustment timing at which to change the attenuation amount is made different on the basis of a gain adjustment timing signal from a timing adjusting unit (112) for each transmission of the pulse signal.

No. of Pages : 67 No. of Claims : 10

(12) PATENT APPLICATION PUBLICATION
(21) Application No.357/CHE/2013 A
(19) INDIA
(22) Date of filing of Application :28/01/2013
(43) Publication Date : 20/05/2016

(54) Title of the invention : FLOW BATTERY AND CONTROLLING THE SAME FOR ELECTRIC AND HYBRID ELECTRIC VEHICLES

(51) International classification :B60K
(31) Priority Document No :NA
(32) Priority Date :NA
(33) Name of priority country :NA
(86) International Application No :NA
Filing Date :NA
(87) International Publication No : NA
(61) Patent of Addition to Application Number :NA
Filing Date :NA
(62) Divisional to Application Number :NA
Filing Date :NA

(71)**Name of Applicant :**
1)M/S TVS MOTOR COMPANY LIMITED
Address of Applicant :NO. 29, HADDOWS ROAD, CHENNAI - 600 006 Tamil Nadu India
(72)**Name of Inventor :**
1)VINOD KUMAR KONAGANTI
2)SAMRAJ JABEZ DHINAGAR

(57) Abstract :
A flow battery system 100 for electric vehicles and hybrid (multiple power sources) electric vehicles is described herein. The flow battery system 100 further includes components such as anolyte and/or catholyte tanks, control valves 126, 128, pumps 112, 114, mass flow meters 130, 132 and converters 140, 142 to control the flow battery operation as per the electrical load 134 applied on the flow cell stack 116. In addition SoC of half cells is monitored continuously using OCV/absorbance/conductivity sensors. The flow rates of anolyte and/or catholyte and anolyte refluent and/or catholyte refluent are controlled based SoC of the half-cells, SoC of the conventional battery and electrical load requirement. The control strategies to operate flow battery system 100 for electrical vehicle and hybrid electric vehicle application are described in the present invention. Figure 1

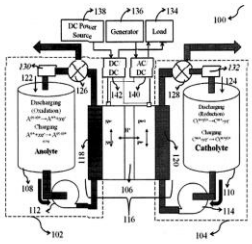

Figure 1

No. of Pages : 29 No. of Claims : 11

(12) PATENT APPLICATION PUBLICATION
(19) INDIA
(22) Date of filing of Application :30/01/2013
(21) Application No.395/CHE/2013 A
(43) Publication Date : 20/05/2016

(54) Title of the invention : METHOD AND SYSTEM FOR CREATING A CONTEXT BASED CAMERA COLLAGE

(51) International classification :G03B
(31) Priority Document No :NA
(32) Priority Date :NA
(33) Name of priority country :NA
(86) International Application No :NA
Filing Date :NA
(87) International Publication No : NA
(61) Patent of Addition to Application Number :NA
Filing Date :NA
(62) Divisional to Application Number :NA
Filing Date :NA

(71)**Name of Applicant :**
1)SAMSUNG R & D INSTITUTE INDIA- BANGALORE PRIVATE LIMITED
Address of Applicant :2870, Orion Building, Bagmane Constellation Business Park, Outer Ring Road, Doddanekundi Circle, Marathahalli Post, Bangalore-560037. Karnataka India
(72)**Name of Inventor :**
1)Yogesh Manav
2)Pavan Sudheendra
3)Sumanta Baruah
4)Rajaram Hanumantacharya Naganur

(57) Abstract :
A method and system to create a context based dynamic collage at time of image capturing is disclosed. The method facilitates the user to create the image collage at the time of taking camera snapshots. Each snapshot captured by the user shall be added sequentially to the collage based upon the context. In case the context changes, snapshot will be added to the new context collage. User can have an option to view the collages being created in real time. FIG. 3

No. of Pages : 42 No. of Claims : 20

(12) PATENT APPLICATION PUBLICATION
(21) Application No.405/CHE/2013 A
(19) INDIA
(22) Date of filing of Application :30/01/2013
(43) Publication Date : 20/05/2016

(54) Title of the invention : CATALYTICALLY AND CHEMICALLY MODIFIED CARBON NANOSTRUCTURES FOR STORAGE OF HYDEROGEN

(51) International classification :B82Y
(31) Priority Document No :NA
(32) Priority Date :NA
(33) Name of priority country :NA
(86) International Application No :NA
Filing Date :NA
(87) International Publication No : NA
(61) Patent of Addition to Application Number :NA
Filing Date :NA
(62) Divisional to Application Number :NA
Filing Date :NA

(71)**Name of Applicant :**
1)INDIAN INSTITUTE OF TECHNOLOGY
Address of Applicant :IIT P.O., CHENNAI 600 036 Tamil Nadu India
2)THE INTERNATIONAL ADVANCED RESEARCH CENTRE FOR POWDER METALLURGY AND NEW MATERIALS (ARCI)
(72)**Name of Inventor :**
1)DR. S. RAMAPRABHU
2)MS. SANGEETHA B
3)MS. REMYA T S
4)MS. SUBASHINI G
5)DR N RAJALAKSHMI
6)DR K S DHATHATHREYAN

(57) Abstract :
This invention relates to the storage of hydrogen. This is achieved by means of catalytically and chemically modifying carbon nanostructures. The method for carrying out this invention employs graphene and other substances as catalyst to facilitate enhanced hydrogen storage.

No. of Pages : 12 No. of Claims : 7

(12) PATENT APPLICATION PUBLICATION
(19) INDIA
(22) Date of filing of Application :17/01/2013
(21) Application No.405/CHENP/2013 A
(43) Publication Date : 20/05/2016

(54) Title of the invention : POLYETHYLENE COMPOSITION

(51) International classification :C08L23/08
(31) Priority Document No :10170571.3
(32) Priority Date :23/07/2010
(33) Name of priority country :EPO
(86) International Application No :PCT/EP2011/062629
Filing Date :22/07/2011
(87) International Publication No :WO 2012/010690
(61) Patent of Addition to Application Number :NA
Filing Date :NA
(62) Divisional to Application Number :NA
Filing Date :NA

(71)**Name of Applicant :**
1)INEOS EUROPE AG
Address of Applicant :Avenue des Uttins 3 Rolle CH 1180 Vaud Switzerland
(72)**Name of Inventor :**
1)DHEUR Luc Marie Ghislain
2)KOCH Benoit
3)SPITZMESSER Stefan Klaus

(57) Abstract :
410241035A polyethylene composition having a good balance of strength flexibility and processability is disclosed comprising (a) 40 55 wt% of a copolymer fraction (A) comprising ethylene and a C C alpha olefin and having an MI of from greater than 300 to 800 g/10min or a Mw of 15 to 35 kDa; and (b) 45 60 wt% of a copolymer fraction (B) comprising ethylene and a C C alpha olefin wherein the composition has an unpigmented density of 940 to 956 kg/m and an MI of 0.1 to 1 g/10 min.

No. of Pages : 32 No. of Claims : 17

(12) PATENT APPLICATION PUBLICATION
(19) INDIA
(22) Date of filing of Application :23/01/2013

(21) Application No.547/CHENP/2013 A
(43) Publication Date : 20/05/2016

(54) Title of the invention : SUSTAINED RELEASE COMPOSITION COMPRISING AN AMINE AS ACTIVE AGENT AND A SALT OF A CYCLIC ORGANIC ACID

(51) International classification	:A61K9/20,A61K31/135,A61K31/485
(31) Priority Document No	:61/360,179
(32) Priority Date	:30/06/2010
(33) Name of priority country	:U.S.A.
(86) International Application No	:PCT/US2011/042428
Filing Date	:29/06/2011
(87) International Publication No	:WO 2012/003231 A1
(61) Patent of Addition to Application Number	:NA
Filing Date	:NA
(62) Divisional to Application Number	:NA
Filing Date	:NA

(71)**Name of Applicant :**
1)UPSHER SMITH LABORATORIES INC.
Address of Applicant :6701 Evenstad Drive Maple Grove MN 55639 U.S.A.
(72)**Name of Inventor :**
1)ORTIZ Ronnie
2)JENSEN James S.
3)LUNDELL Kristopher R.
4)ONEILL Victoria Ann
5)MAHONEY Sean

(57) Abstract :
The present invention provides sustained release oral pharmaceutical compositions and methods of use. The sustained release oral pharmaceutical compositions include an amine containing compound (e.g. an opioid) (including salts thereof) and a pharmaceutically acceptable salt of a non NSAID cyclic organic acid compound.

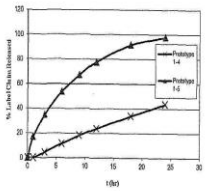

FIGURE 1
Dissolution Profiles for Tablets Containing DXM and Disodium Pamoate

No. of Pages : 55 No. of Claims : 17

(12) PATENT APPLICATION PUBLICATION
(19) INDIA
(22) Date of filing of Application :24/01/2013
(21) Application No.582/CHENP/2013 A
(43) Publication Date : 20/05/2016

(54) Title of the invention : CONDENSED RING PYRIDINE COMPOUND

(51) International classification :C07D217/26,A61K31/4725,A61K31/5377
(31) Priority Document No :2010-170338
(32) Priority Date :29/07/2010
(33) Name of priority country :Japan
(86) International Application No :PCT/JP2011/067222
Filing Date :28/07/2011
(87) International Publication No :WO 2012/014963 A1
(61) Patent of Addition to Application Number :NA
Filing Date :NA
(62) Divisional to Application Number :NA
Filing Date :NA

(71)**Name of Applicant :**
1)Astellas Pharma Inc.
Address of Applicant :3 11 Nihonbashi Honcho 2 chome Chuo ku Tokyo 1038411 Japan
(72)**Name of Inventor :**
1)MATSUSHIMA Yuji
2)KAMEDA Minoru
3)HONDA Shugo
4)SUGANO Yukihito
5)USUDA Hiroyuki
6)TERASAKA Tadashi
7)TERASAWA Takeshi
8)NISHIGAKI Fusako

(57) Abstract :
[Problem] To provide a compound which can act relying on an agonistic activity on cannabinoid receptor type 2 and is therefore useful as a novel and excellent prophylactic and/or therapeutic agent for diseases associated with cannabinoid receptor type 2.
[Solution] Examination was made on compounds having an agonistic activity on cannabinoid receptor type 2 and it is confirmed that a condensed ring pyridine compound of the invention has an excellent agonistic activity on cannabinoid receptor type 2. This condensed ring pyridine compound has an agonistic activity on cannabinoid receptor type 2 and can be used as a prophylactic and/or therapeutic agent for diseases associated with cannabinoid receptor type 2 such as inflammatory diseases and pain.

No. of Pages : 174 No. of Claims : 20

(12) PATENT APPLICATION PUBLICATION
(19) INDIA
(22) Date of filing of Application :30/01/2013
(21) Application No.1047/CHENP/2013 A
(43) Publication Date : 20/05/2016

(54) Title of the invention : LIGHTING SYSTEM

(51) International classification :H05B37/02
(31) Priority Document No :10170221.5
(32) Priority Date :21/07/2010
(33) Name of priority country :EPO
(86) International Application No :PCT/IB2011/053179
Filing Date :18/07/2011
(87) International Publication No :WO 2012/011038
(61) Patent of Addition to Application Number :NA
Filing Date :NA
(62) Divisional to Application Number :NA
Filing Date :NA

(71)**Name of Applicant :**
1)KONINKLIJKE PHILIPS ELECTRONICS N.V.
Address of Applicant :Groenewoudseweg 1 NL 5621 BA Eindhoven Netherlands
(72)**Name of Inventor :**
1)FERI Lorenzo
2)DENTENEER Theodorus Jacobus Johannes
3)TALSTRA Johan Cornelis

(57) Abstract :
There is provided a lighting system (100) comprising at least one lighting device (110) (120) (130) and a control unit (140) arranged for providing power P to each lighting device according to a control logic which is based on startup characteristics C of each lighting device. Thereby a lighting system is provided in which the individual characteristics of the lighting devices are taken into account when controlling the lighting devices. Since the control logic is based on startup characteristics for the lighting devices in the system as an example a reduction of the total standby power in the lighting system is achievable.

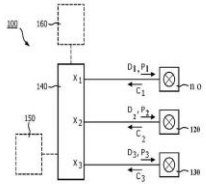

FIG. 1

No. of Pages : 16 No. of Claims : 15

(12) PATENT APPLICATION PUBLICATION
(19) INDIA
(22) Date of filing of Application :16/01/2013
(21) Application No.383/CHENP/2013 A
(43) Publication Date : 20/05/2016

(54) Title of the invention : SUPPORTING DEVICE FOR A WORKSTATION OF A PROFILING MACHINE

(51) International classification :B26D7/01,B26D7/18,B65H29/04
(31) Priority Document No :10006503.6
(32) Priority Date :23/06/2010
(33) Name of priority country :EPO
(86) International Application No :PCT/EP2011/003063
Filing Date :21/06/2011
(87) International Publication No :WO 2011/160816 A1
(61) Patent of Addition to Application Number :NA
Filing Date :NA
(62) Divisional to Application Number :NA
Filing Date :NA

(71)**Name of Applicant :**
1)BOBST MEX SA
Address of Applicant :Route de Faraz 3 CH 1031 Mex Switzerland
(72)**Name of Inventor :**
1)FERREIRA Paulo
2)RAMONI Pascal

(57) Abstract :
The present invention relates to a device for supporting a sheet shaped element (10) during the feeding operation thereof into the workstation (300) of a profiling machine (1) wherein said supporting device (310) includes a suction member (320) capable of partially retaining each sheet (10) by the back portion thereof during the feeding phase of said sheet (10) into said workstation (300). The invention is characterized in that the supporting device further comprises blower means (330) capable of pressing the back portion of each sheet (10) against the suction member (320) during the feeding phase.

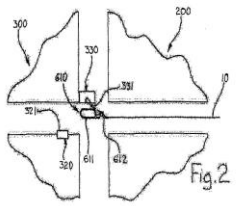

Fig.2

No. of Pages : 25 No. of Claims : 16

(12) PATENT APPLICATION PUBLICATION
(19) INDIA
(22) Date of filing of Application :17/01/2013
(21) Application No.413/CHENP/2013 A
(43) Publication Date : 20/05/2016

(54) Title of the invention : TAP CHANGER

(51) International classification :H01F27/02,H01F29/04,H01H9/00
(31) Priority Document No :20 2010 011 524.8
(32) Priority Date :18/08/2010
(33) Name of priority country :Germany
(86) International Application No :PCT/EP2011/003394
Filing Date :07/07/2011
(87) International Publication No :WO 2012/022397 A1
(61) Patent of Addition to Application Number :NA
Filing Date :NA
(62) Divisional to Application Number :NA
Filing Date :NA

(71)**Name of Applicant :**
1)MASCHINENFABRIK REINHAUSEN GMBH
Address of Applicant :Falkensteinstrae 8 93059 Regensburg Germany
(72)**Name of Inventor :**
1)DOHNAL Dieter
2)HAERING Hubert
3)LINDL Karlheinz

(57) Abstract :
The invention relates to a tap changer for switching among winding taps of a step transformer without interruption said step transformer having an oil filled transformer tank wherein the tap changer does not have a separate housing or a housing that completely encloses the tap changer and is arranged on the outside of or inside the transformer tank connected to the oil filling of the step transformer.

No. of Pages : 11 No. of Claims : 10

(12) PATENT APPLICATION PUBLICATION
(19) INDIA
(22) Date of filing of Application :17/01/2013
(21) Application No.423/CHENP/2013 A
(43) Publication Date : 20/05/2016

(54) Title of the invention : KAPPA OPIOID RECEPTOR AGONISTS

(51) International classification :C07D207/09,C07D207/16,C07D207/06
(31) Priority Document No :2045/CHE/2010
(32) Priority Date :19/07/2010
(33) Name of priority country :India
(86) International Application No :PCT/US2011/044513
Filing Date :19/07/2011
(87) International Publication No :WO 2012/012410
(61) Patent of Addition to Application Number :NA
Filing Date :NA
(62) Divisional to Application Number :NA
Filing Date :NA

(71)**Name of Applicant :**
1)DR. REDDYS LABORATORIES LTD.
Address of Applicant :8 2 337 Road No. 3 Banjara Hills Andhra Pradesh Hyderabad 500 034 Andhra Pradesh India
2)DR. REDDYS LABORATORIES INC.
(72)**Name of Inventor :**
1)SASMAL Pradip Kumar
2)CHINTAKUNTA Vamsee Krishna
3)POTLURI Vijay
4)KHANNA Ish Kumar
5)TEHIM Ashok
6)JALEEL Mahaboobi
7)HOGBERG Thomas
8)RIST Oystein
9)ELSTER Lisbeth
10)FRIMURER Thomas Michael
11)GERLACH Lars Ole

(57) Abstract :
The present invention relates to a series of substituted compounds having the general formula (I) including their stereoisomers and/or their pharmaceutically acceptable salts. (I) Wherein A m Rls R2 R3 R4 are as defined herein. This invention also relates to methods of making these compounds including intermediates. The compounds of this invention are effective at the kappa () opioid receptor (KOR) site. Therefore the compounds of this invention are useful as pharmaceutical agents especially in the treatment and/or prevention of a variety of central nervous system disorders (CNS) including but not limited to acute and chronic pain and associated disorders particularly functioning peripherally at the CNS.

No. of Pages : 117 No. of Claims : 35

(12) PATENT APPLICATION PUBLICATION
(19) INDIA
(22) Date of filing of Application :24/01/2013
(21) Application No.593/CHENP/2013 A
(43) Publication Date : 20/05/2016

(54) Title of the invention : INSTANT NOODLE AND METHOD FOR PRODUCING SAME

(51) International classification :A23L1/162,A23L1/16
(31) Priority Document No :NA
(32) Priority Date :NA
(33) Name of priority country :NA
(86) International Application No :PCT/JP2011/001676
Filing Date :22/03/2011
(87) International Publication No :WO 2012/127527
(61) Patent of Addition to Application Number :NA
Filing Date :NA
(62) Divisional to Application Number :NA
Filing Date :NA

(71)**Name of Applicant :**
1)NISSIN FOODS HOLDINGS CO. LTD.
Address of Applicant :1 1 Nishinakajima 4 chome Yodogawa ku Osaka shi Osaka 5328524 Japan
(72)**Name of Inventor :**
1)YAMAYA Tatsuo
2)NAKAZEKO Takuo
3)SHIKOTA Rippei
4)MINAMITANI Koshi
5)SAKAGUCHI Susumu
6)TANAKA Mitsuru

(57) Abstract :
Provided is an instant noodle that does not bind and is easy to break apart. More specifically provided is an instant noodle production method in which it is possible to prevent inter noodle binding even in the case where a noodle line is a straight type. In an instant noodle production process a powdered oil and fat is dusted onto the surface of a noodle strip or noodle line prior to cooking. More specifically by dusting a noodle strip with a powdered oil and fat and then rolling the noodle strip one or more times the powdered oil and fat sticks to the surface of the noodle line and an extremely high binding prevention effect can be achieved with a very small quantity of the powdered oil and fat.

No. of Pages : 27 No. of Claims : 8

(12) PATENT APPLICATION PUBLICATION
(19) INDIA
(22) Date of filing of Application :30/01/2013

(21) Application No.408/CHE/2013 A
(43) Publication Date : 20/05/2016

(54) Title of the invention : IMAGE PROCESSING APPARATUS AND METHOD OF CONTROLLING THE SAME

(51) International classification :H04N
(31) Priority Document No :2012-021343
(32) Priority Date :02/02/2012
(33) Name of priority country :Japan
(86) International Application No :NA
Filing Date :NA
(87) International Publication No : NA
(61) Patent of Addition to Application Number :NA
Filing Date :NA
(62) Divisional to Application Number :NA
Filing Date :NA

(71)**Name of Applicant :**
1)CANON KABUSHIKI KAISHA
Address of Applicant :30-2, SHIMOMARUKO 3-CHOME, OHTA-KU, TOKYO Japan
(72)**Name of Inventor :**
1)YOHEI YAMANAKA

(57) Abstract :
Disclosed is an image processing apparatus for converting an original image. Processing of blurring an input original image is performed to generate a blurred image. A difference image that is the difference between the original image and an adjusted image obtained by adjusting the density of the blurred image is generated. The difference image and the original image are composited based on the density of the difference image and the density of the original image. This allows to easily obtain a painting-like effect even in, for example, a low-contrast portion of an image. (FIG. 2)

FIG. 2

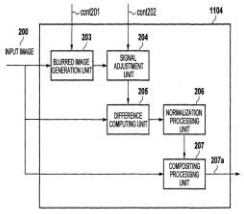

No. of Pages : 101 No. of Claims : 20

(12) PATENT APPLICATION PUBLICATION
(19) INDIA
(22) Date of filing of Application :17/01/2013
(21) Application No.418/CHENP/2013 A
(43) Publication Date : 20/05/2016

(54) Title of the invention : METHODS AND APPARATUS FOR CHANGING A SEQUENTIAL FLOW OF A PROGRAM USING ADVANCE NOTICE TECHNIQUES

(51) International classification :G06F9/32,G06F9/30,G06F9/38
(31) Priority Document No :12/824599
(32) Priority Date :28/06/2010
(33) Name of priority country :U.S.A.
(86) International Application No :PCT/US2011/042087
Filing Date :28/06/2011
(87) International Publication No :WO 2012/006046
(61) Patent of Addition to Application Number :NA
Filing Date :NA
(62) Divisional to Application Number :NA
Filing Date :NA

(71)**Name of Applicant :**
1)QUALCOMM Incorporated
Address of Applicant :Attn: International IP Administration 5775 Morehouse Drive San Diego California 92121 U.S.A.
(72)**Name of Inventor :**
1)DIEFFENDERFER James Norris
2)MORROW Michael William

(57) Abstract :
A processor implements an apparatus and a method for providing advance notice of an indirect branch address. A target address generated by an instruction is automatically identified. A next program address is prepared based on a most current target address before an indirect branch instruction utilizing the most current target address is speculatively executed. The apparatus suitably employs a register for holding an instruction memory address that is specified by a program as a most current indirect address of an indirect branch instruction. The apparatus also employs a next program address selector that selects the most current indirect address from the register as the next program address for use in speculatively executing the indirect branch instruction.

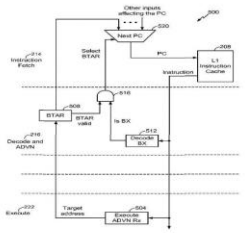

FIG. 5

No. of Pages : 52 No. of Claims : 23

(12) PATENT APPLICATION PUBLICATION
(19) INDIA
(22) Date of filing of Application :21/01/2013
(21) Application No.470/CHENP/2013 A
(43) Publication Date : 20/05/2016

(54) Title of the invention : PRECIPITATED SILICA PRODUCTION PROCESS

(51) International classification :C01B33/193
(31) Priority Document No :10 03098
(32) Priority Date :23/07/2010
(33) Name of priority country :France
(86) International Application No :PCT/EP2011/062734
Filing Date :25/07/2011
(87) International Publication No :WO 2012/010712 A1
(61) Patent of Addition to Application Number :NA
Filing Date :NA
(62) Divisional to Application Number :NA
Filing Date :NA

(71)**Name of Applicant :**
1)RHODIA OPERATIONS
Address of Applicant :40 rue de la Haie Coq F 93306 Aubervilliers France
(72)**Name of Inventor :**
1)CLOUIN Malika
2)NEVEU Sylvaine
3)RACINOUX Jo«l

(57) Abstract :
The invention relates to a precipitated silica production process that includes a precipitation reaction between a silicate and an acid in which the acid used in at least one of the steps of the process is a concentrated acid.

No. of Pages : 24 No. of Claims : 12

(12) PATENT APPLICATION PUBLICATION
(19) INDIA
(22) Date of filing of Application :23/01/2013
(21) Application No.560/CHENP/2013 A
(43) Publication Date : 20/05/2016

(54) Title of the invention : MRAM DEVICE AND INTEGRATION TECHNIQUES COMPATIBLE WITH LOGIC INTEGRATION

(51) International classification :H01L27/22,H01L43/08,H01L43/12
(31) Priority Document No :12/850,860
(32) Priority Date :05/08/2010
(33) Name of priority country :U.S.A.
(86) International Application No :PCT/US2011/046811
Filing Date :05/08/2011
(87) International Publication No :WO 2012/019135
(61) Patent of Addition to Application Number :NA
Filing Date :NA
(62) Divisional to Application Number :NA
Filing Date :NA

(71)**Name of Applicant :**
1)QUALCOMM INCORPORATED
Address of Applicant :Attn: International IP Administration 5775 Morehouse Drive San Diego California 92121 U.S.A.
(72)**Name of Inventor :**
1)LI Xia
2)ZHU Xiaochun
3)KANG Seung H.

(57) Abstract :
A semiconductor device includes a magnetic tunnel junction (MTJ) storage element configured to be disposed in a common interlayer metal dielectric (IMD) layer with a logic element. Cap layers separate the common IMD layer from a top and bottom IMD layer. Top and bottom electrodes are coupled to the MTJ storage element. Metal connections to the electrodes are formed in the top and bottom IMD layers respectively through vias in the separating cap layers. Alternatively the separating cap layers are recessed and the bottom electrodes are embedded such that direct contact to metal connections in the bottom IMD layer is established. Metal connections to the top electrode in the common IMD layer are enabled by isolating the metal connections from the MTJ storage elements with metal islands and isolating caps.

No. of Pages : 30 No. of Claims : 43

(12) PATENT APPLICATION PUBLICATION
(19) INDIA
(22) Date of filing of Application :24/01/2013

(21) Application No.618/CHENP/2013 A
(43) Publication Date : 20/05/2016

(54) Title of the invention : MODULAR KEYBOARD ASSEMBLY

(51) International classification :H01H13/705
(31) Priority Document No :10169020.4
(32) Priority Date :09/07/2010
(33) Name of priority country :EPO
(86) International Application No :PCT/IB2011/052988
Filing Date :06/07/2011
(87) International Publication No :WO 2012/004749
(61) Patent of Addition to Application Number :NA
Filing Date :NA
(62) Divisional to Application Number :NA
Filing Date :NA

(71)**Name of Applicant :**
1)KONINKLIJKE PHILIPS ELECTRONICS N.V.
Address of Applicant :Groenewoudseweg 1 NL 5621 BA Eindhoven Netherlands
(72)**Name of Inventor :**
1)ROCHLITZ Kurt
2)DHOORE Michael Walter Paul
3)CLAES Paul Joseph

(57) Abstract :
A key board assembly (10) is described that has a key mat and a keyboard PCB (3) aligned with respect to each other instead of first to a housing of an input device. First such alignment is achieved by adding pins (6) to the key mat that fit tightly in holes (5) of the PCB. Secondly the key mat has hooks (14) that can be clicked around the PCB and/or ribs (4) around the edges/carve outs of the PCB that hold to the PCB with tight tolerances.

No. of Pages : 14 No. of Claims : 11

(12) PATENT APPLICATION PUBLICATION
(21) Application No.506/CHENP/2013 A
(19) INDIA
(22) Date of filing of Application :22/01/2013
(43) Publication Date : 20/05/2016

(54) Title of the invention : RARE EARTH PERMANENT MAGNET AND METHOD FOR MANUFACTURING RARE EARTH PERMANENT MAGNET

(51) International classification :H01F1/08,B22F3/02,B22F3/10
(31) Priority Document No :2011140915
(32) Priority Date :24/06/2011
(33) Name of priority country :Japan
(86) International Application No :PCT/JP2012/056705
Filing Date :15/03/2012
(87) International Publication No :WO 2012/176510
(61) Patent of Addition to Application Number :NA
Filing Date :NA
(62) Divisional to Application Number :NA
Filing Date :NA

(71)**Name of Applicant :**
1)NITTO DENKO CORPORATION
Address of Applicant :1 1 2 Shimohozumi Ibaraki shi Osaka 5678680 Japan
(72)**Name of Inventor :**
1)OZEKI Izumi
2)KUME Katsuya
3)OKUNO Toshiaki
4)OZAKI Takashi
5)OMURE Tomohiro
6)TAIHAKU Keisuke

(57) Abstract :
Provided are a rare earth permanent magnet and a method for manufacturing the rare earth permanent magnet whereby the magnetic properties of a permanent magnet are improved by appropriately performing magnetic field orientation. A magnetic material is pulverized into a magnetic powder and a mixture is produced by mixing the pulverized magnetic powder with a binder. The mixture that was produced is then formed into a long sheet and a green sheet (13) is manufactured. Next before the molded green sheet (13) is dry magnetic field orientation is performed by applying a magnetic field in the in plane direction and width direction or in the in plane direction and length direction of the green sheet (13) and a permanent magnet (1) is manufactured by sintering green sheets (13).

No. of Pages : 61 No. of Claims : 14

(12) PATENT APPLICATION PUBLICATION
(19) INDIA
(22) Date of filing of Application :22/01/2013

(21) Application No.517/CHENP/2013 A
(43) Publication Date : 20/05/2016

(54) Title of the invention : METHOD FOR ANALYZING BIOLOGICAL SPECIMENS BY SPECTRAL IMAGING

(51) International classification :G01N21/35
(31) Priority Document No :61/358606
(32) Priority Date :25/06/2010
(33) Name of priority country :U.S.A.
(86) International Application No :PCT/US2011/041884
Filing Date :24/06/2011
(87) International Publication No :WO 2011/163624
(61) Patent of Addition to Application Number :NA
Filing Date :NA
(62) Divisional to Application Number :NA
Filing Date :NA

(71)**Name of Applicant :**
1)CIRECA THERANOSTICS LLC
Address of Applicant :300 Interpace Parkway Suite 410 Parsippany NJ 07054 U.S.A.
2)NORTHEASTERN UNIVERSITY
(72)**Name of Inventor :**
1)DIEM Max
2)BIRD Benjamin
3)MILJKOVIC Milos
4)REMISZEWSKI Stanley H.

(57) Abstract :
A method for analyzing biological specimens by spectral imaging to provide a medical diagnosis includes obtaining spectral and visual images of biological specimens and registering the images to detect cell abnormalities pre cancerous cells and cancerous cells. This method eliminates the bias and unreliability of diagnoses that is inherent in standard histopathological and other spectral methods. In addition a method for correcting confounding spectral contributions that are frequently observed in microscopically acquired infrared spectra of cells and tissue includes performing a phase correction on the spectral data. This phase correction method may be used to correct various types of absorption spectra that are contaminated by reflective components.

Figure 3

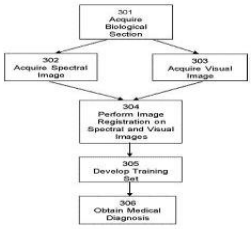

No. of Pages : 97 No. of Claims : 34

(12) PATENT APPLICATION PUBLICATION
(19) INDIA
(22) Date of filing of Application :24/01/2013

(21) Application No.575/CHENP/2013 A
(43) Publication Date : 20/05/2016

(54) Title of the invention : AN HVDC SWITCHYARD AND AN HVDC SWITCHYARD SYSTEM

(51) International classification :H02H7/26,H02H7/125
(31) Priority Document No :PCT/EP2010/059272
(32) Priority Date :30/06/2010
(33) Name of priority country :EPO
(86) International Application No :PCT/EP2011/061044
Filing Date :30/06/2011
(87) International Publication No :WO 2012/001123
(61) Patent of Addition to Application Number :NA
Filing Date :NA
(62) Divisional to Application Number :NA
Filing Date :NA

(71)**Name of Applicant :**
1)ABB TECHNOLOGY AG
Address of Applicant :Affolternstrasse 44 CH 8050 Z¼rich Switzerland
(72)**Name of Inventor :**
1)H„FNER J¼rgen
2)JACOBSON Bjrn
3)JONSSON Tomas
4)LIND‰N Kerstin
5)BERGGREN Bertil

(57) Abstract :
The present invention relates to an HVDC switchyard arranged to interconnect a first part of a DC grid with a second part of the DC grid. By means of the invention a first part of the DC grid is connected to the busbars of the HVDC switchyard via a fast DC breaker while further part(s) of the DC grid are connected to the busbars of the HVDC switchyard by means of switchyard DC breakers of lower breaking speed. By use of the inventive HVDC switchyard arrangement the cost for the HVDC switchyard can be considerably reduced while adequate protection can be provided. In one embodiment the fast DC breaker is an HVDC station DC breaker forming part of an HVDC station. In another embodiment the fast DC breaker is a switchyard DC breaker.

Fig. 3b

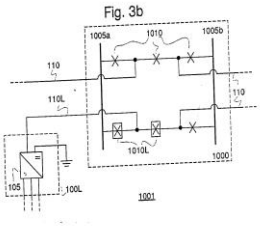

No. of Pages : 42 No. of Claims : 15

(12) PATENT APPLICATION PUBLICATION
(19) INDIA
(22) Date of filing of Application :24/01/2013
(21) Application No.620/CHENP/2013 A
(43) Publication Date : 20/05/2016

(54) Title of the invention : PROJECTION SYSTEM COMPRISING A SOLID STATE LIGHT SOURCE AND A LUMINESCENT MATERIAL.

(51) International classification :G03B21/20,H04N5/74,H04N9/31
(31) Priority Document No :10168816.6
(32) Priority Date :08/07/2010
(33) Name of priority country :EPO
(86) International Application No :PCT/IB2011/052808
Filing Date :27/06/2011
(87) International Publication No :WO 2012/004705
(61) Patent of Addition to Application Number :NA
Filing Date :NA
(62) Divisional to Application Number :NA
Filing Date :NA

(71)**Name of Applicant :**
1)KONINKLIJKE PHILIPS ELECTRONICS N.V.
Address of Applicant :Groenewoudseweg 1 NL 5621 BA Eindhoven Netherlands
(72)**Name of Inventor :**
1)AKSENOV Yuri

(57) Abstract :
The invention provides a projection system (100) comprising a projection light source (110) and a color wheel (120) wherein the projection light source (110) comprises a solid state light source (115) configured to generate a solid state light source beam (111) having a solid state light source beam cross section. Upstream of the color wheel (120) beam shaping optics (161) are arranged configured to shape the solid state light source beam cross section into a rectangular cross section. The color wheel (120) comprises regions (125) of different luminescent material (170) excitable by the solid state light source beam (111) and configured to generate upon excitation by the solid state light source beam (111) visible light (116) for projection on an image panel (290). The regions (125) are arranged at different distances from an axis of rotation (122) of the color wheel (120).

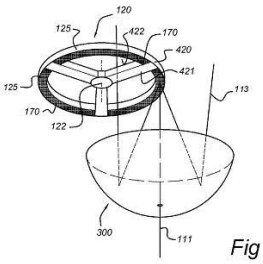

Fig 2b

No. of Pages : 36 No. of Claims : 14

(12) PATENT APPLICATION PUBLICATION
(19) INDIA
(22) Date of filing of Application :22/01/2013
(21) Application No.507/CHENP/2013 A
(43) Publication Date : 20/05/2016

(54) Title of the invention : RARE EARTH PERMANENT MAGNET AND PRODUCTION METHOD FOR RARE EARTH PERMANENT MAGNET

(51) International classification :H01F1/08,B22F3/00,B22F3/10
(31) Priority Document No :2011-140912
(32) Priority Date :24/06/2011
(33) Name of priority country :Japan
(86) International Application No :PCT/JP2012/056709
Filing Date :15/03/2012
(87) International Publication No :WO 2012/176511 A1
(61) Patent of Addition to Application Number :NA
Filing Date :NA
(62) Divisional to Application Number :NA
Filing Date :NA

(71)**Name of Applicant :**
1)NITTO DENKO CORPORATION
Address of Applicant :1 1 2 Shimohozumi Ibaraki shi Osaka 5678680 Japan
(72)**Name of Inventor :**
1)TAIHAKU Keisuke
2)KUME Katsuya
3)OZEKI Izumi
4)OKUNO Toshiaki
5)OMURE Tomohiro
6)OZAKI Takashi

(57) Abstract :
Provided are a rare earth permanent magnet and a production method for the rare earth permanent magnet that are capable of preventing a reduction in magnet characteristics. A mixture is generated by grinding a magnet raw material into a magnet powder and mixing the ground magnet powder and a binder comprising: a fatty acid methyl ester a polymer or copolymer of monomers that fulfill certain conditions or a mixture thereof. The generated mixture is formed into a sheet shape and a green sheet is produced. Then the binder is decomposed into monomers by performing a depolymerization reaction etc. by holding the produced green sheet for a set period at a binder decomposing temperature in a non oxidizing atmosphere then scattered and removed and a permanent magnet (1) is produced by increasing the temperature to a sintering temperature and sintering the binder removed green sheet.

No. of Pages : 34 No. of Claims : 4

(12) PATENT APPLICATION PUBLICATION
(19) INDIA
(22) Date of filing of Application :24/01/2013
(21) Application No.600/CHENP/2013 A
(43) Publication Date : 20/05/2016

(54) Title of the invention : CONTRAST DEVICE FOR THE GRINDING OF PRODUCTS HELD BETWEEN CENTRES

(51) International classification :B24B41/06,B23Q1/76
(31) Priority Document No :MI2010A001437
(32) Priority Date :30/07/2010
(33) Name of priority country :Italy
(86) International Application No :PCT/EP2011/003189
Filing Date :28/06/2011
(87) International Publication No :WO 2012/013273
(61) Patent of Addition to Application Number :NA
Filing Date :NA
(62) Divisional to Application Number :NA
Filing Date :NA

(71)**Name of Applicant :**
1)TENOVA S.P.A.
Address of Applicant :Via Monte Rosa 93 I 20149 Milano Italy
(72)**Name of Inventor :**
1)ANDERSSON Thomas
2)CANDIANI Fausto
3)GABOARDI Paolo
4)TREVISAN Claudio

(57) Abstract :
A contrast device for the grinding of products particularly but not exclusively cylinders held between centres wherein a grinding machines (21) comprise a holding structure (20) equipped with a grinding wheel (24) to which a cylinder to be processed (22) is opposed and the contrast device (23) is situated on the opposite side of the cylinder (22) with respect to the grinding wheel (24) the contrast device (23) comprising a slide (25) assembled on a short pipe (26) sliding inside a body (27) of the contrast device (23) by an interposed actuator (28 35) there also being a blocking element (29) of the relative position of the short pipe (26) with respect to the body (27) and an irreversible blocking device (31 32 33) of the position of the pipe (26) with respect to the cylinder (22).

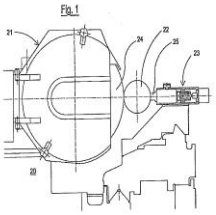

No. of Pages : 31 No. of Claims : 7

(12) PATENT APPLICATION PUBLICATION
(19) INDIA
(22) Date of filing of Application :24/01/2013

(21) Application No.611/CHENP/2013 A
(43) Publication Date : 20/05/2016

(54) Title of the invention : LIPID BILAYER CARRIER FOR DRUGS OR IMAGING AGENTS

(51) International classification :A61K9/127,A61K31/704,A61K41/00
(31) Priority Document No :10169325.7
(32) Priority Date :13/07/2010
(33) Name of priority country :EPO
(86) International Application No :PCT/IB2011/053047
Filing Date :08/07/2011
(87) International Publication No :WO 2012/007886
(61) Patent of Addition to Application Number :NA
Filing Date :NA
(62) Divisional to Application Number :NA
Filing Date :NA

(71)**Name of Applicant :**
1)KONINKLIJKE PHILIPS ELECTRONICS N.V.
Address of Applicant :Groenewoudseweg 1 NL 5621 BA Eindhoven Netherlands
(72)**Name of Inventor :**
1)LANGEREIS Sander
2)GRUELL Holger
3)DE SMET Mariska
4)AUSSEMS CUSTERS Erica Maria Gerarda
5)LUB Johan

(57) Abstract :
Disclosed are carriers for drugs and/or MR imaging agents having a lipid bilayer shell comprising a phospholipid having two terminal alkyl chains one being a short chain having a chain length of at most seven carbon atoms the other being a long chain having a chain length of at least fifteen carbon atoms. The mixed long/short chain phospholipids serve to tune the release properties of the carrier. Preferred phospholipids are phosphatidylcholines.

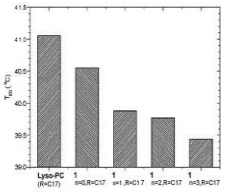

FIG. 1

No. of Pages : 40 No. of Claims : 14

(12) PATENT APPLICATION PUBLICATION
(19) INDIA
(22) Date of filing of Application :24/01/2013
(21) Application No.624/CHENP/2013 A
(43) Publication Date : 20/05/2016

(54) Title of the invention : INCONTINENCE LINER

(51) International classification :A61F13/00,A61F13/15,A61F13/53
(31) Priority Document No :2010194203
(32) Priority Date :31/08/2010
(33) Name of priority country :Japan
(86) International Application No :PCT/JP2011/069861
Filing Date :25/08/2011
(87) International Publication No :WO 2012/029892
(61) Patent of Addition to Application Number :NA
Filing Date :NA
(62) Divisional to Application Number :NA
Filing Date :NA

(71)**Name of Applicant :**
1)UNICHARM CORPORATION
Address of Applicant :182 Shimobun Kinsei cho Shikokuchuo shi Ehime 7990111 Japan
(72)**Name of Inventor :**
1)KAWAKAMI Yusuke

(57) Abstract :
An incontinence liner is provided with a liquid permeable skin contact side sheet a liquid impermeable non skin contact side sheet and an absorptive body (6) arranged between the skin contact side sheet and non skin contact side sheet. The absorptive body (6) includes a front region (6F) a rear region (6R) and an intermediate region (6I) between the front region (6F) and the rear region (6R). The liner is provided with a pair of wings (3) for fastening the liner to clothing which wings (3) are provided adjoining the intermediate region (6I) and are bent and superposed over the intermediate region (6I) when worn. The absorptive body (6) includes a hygroscopic material. The basis weight of the hygroscopic material in the intermediate region (6I) is greater than the basis weight of the hygroscopic material in the front region (6F) and the basis weight of the hygroscopic material in the rear region (6R).

FIG.3

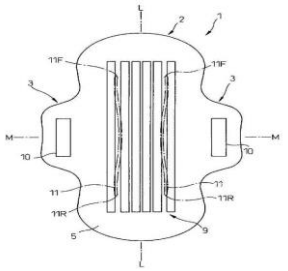

No. of Pages : 39 No. of Claims : 9

(12) PATENT APPLICATION PUBLICATION
(19) INDIA
(22) Date of filing of Application :21/01/2013
(21) Application No.494/CHENP/2013 A
(43) Publication Date : 20/05/2016

(54) Title of the invention : METHOD FOR THE RIVETED FASTENING OF AN ACCESSORY

(51) International classification :B29C65/60,B60K15/03,B29C65/00
(31) Priority Document No :102010032279.2
(32) Priority Date :26/07/2010
(33) Name of priority country :Germany
(86) International Application No :PCT/EP2011/003249
Filing Date :30/06/2011
(87) International Publication No :WO 2012/013276
(61) Patent of Addition to Application Number :NA
Filing Date :NA
(62) Divisional to Application Number :NA
Filing Date :NA

(71)**Name of Applicant :**
1)KAUTEX TEXTRON GMBH & CO. KG
Address of Applicant :Kautexstr. 52 53229 Bonn Germany
(72)**Name of Inventor :**
1)ELSASSER Carsten
2)HILD Jochen
3)KRAEMER Timo
4)KPPER Achim
5)LORENZ Harald
6)MEHREN Christoph
7)WAGNER Thomas

(57) Abstract :
The invention relates to a method for the riveted fastening of an accessory to a plastics fuel tank (11 12) the riveted fastening taking place at the time of the production of the tank by extrusion blow moulding of a split tubular preform or two web like extruded preforms made of thermoplastic material by using a multi part die after or during the moulding of two complementary shells. The accessory (4) has been provided or is provided with at least one opening. The method according to the invention is characterized in that the riveted fastening takes place by means of at least one prefabricated rivet pin (9) made of thermoplastic material. The rivet pin has been obtained in a separate production process for example by injection moulding.

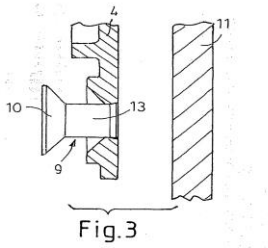

Fig.3

No. of Pages : 16 No. of Claims : 12

(12) PATENT APPLICATION PUBLICATION
(19) INDIA
(22) Date of filing of Application :23/01/2013
(21) Application No.539/CHENP/2013 A
(43) Publication Date : 20/05/2016

(54) Title of the invention : IMPLANT PROCESSING METHODS FOR THERMALLY LABILE AND OTHER BIOACTIVE AGENTS AND IMPLANTS PREPARED FROM SAME

(51) International classification :A61K9/14,A61L27/18,A61L27/54
(31) Priority Document No :61/360150
(32) Priority Date :30/06/2010
(33) Name of priority country :U.S.A.
(86) International Application No :PCT/US2011/042345
Filing Date :29/06/2011
(87) International Publication No :WO 2012/003210
(61) Patent of Addition to Application Number :NA
Filing Date :NA
(62) Divisional to Application Number :NA
Filing Date :NA

(71)**Name of Applicant :**
1)EVONIK DEGUSSA CORPORATION
Address of Applicant :299 Jefferson Road Parsippany NJ 07054 U.S.A.
(72)**Name of Inventor :**
1)MARKLAND Peter
2)TICE Thomas R.

(57) Abstract :
Disclosed herein are processes for preparing implants that are particularly useful for thermally labile bioactive agents but can also generally be used with any bioactive agent. The disclosed processes avoid the use of heat during processing and therefore avoid heat induced degradation of the bioactive agent. Also disclosed are implants prepared by the disclosed methods.

No. of Pages : 25 No. of Claims : 77

(12) PATENT APPLICATION PUBLICATION
(19) INDIA
(22) Date of filing of Application :24/01/2013
(21) Application No.574/CHENP/2013 A
(43) Publication Date : 20/05/2016

(54) Title of the invention : METHOD AND APPARATUS FOR SHARING IMAGES

(51) International classification :G06F17/30,H04N1/44,G06Q10/00
(31) Priority Document No :NA
(32) Priority Date :NA
(33) Name of priority country :NA
(86) International Application No :PCT/FI2010/050553
Filing Date :28/06/2010
(87) International Publication No :WO 2012/001209
(61) Patent of Addition to Application Number :NA
Filing Date :NA
(62) Divisional to Application Number :NA
Filing Date :NA

(71)**Name of Applicant :**
1)NOKIA TECHNOLOGIES OY,
Address of Applicant :NOKIA TECHNOLOGIES OY, Finland
(72)**Name of Inventor :**
1)TUUKKANEN Marko Tapio

(57) Abstract :
In accordance with an example embodiment a method and apparatus is provided. The method comprises receiving a composite image comprising a plurality of images. Further the method comprises sending a request over a network for at least one individual image. Moreover the method comprises receiving the at least one individual image. The apparatus comprises at least one processor and at least one memory. The memory comprises computer program code the at least one memory and the computer program code configured to with the at least one processor cause the apparatus at least to perform receiving a composite image comprising a plurality of images; enabling selection of at least one individual image from the plurality of images; sending a request over a network for the at least one individual image; and receiving the at least one individual image.

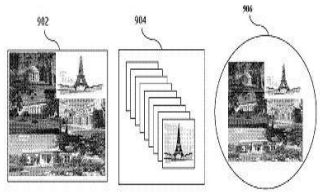

FIGURE 9

No. of Pages : 44 No. of Claims : 53

(12) PATENT APPLICATION PUBLICATION
(19) INDIA
(22) Date of filing of Application :24/01/2013
(21) Application No.608/CHENP/2013 A
(43) Publication Date : 20/05/2016

(54) Title of the invention : LOW COST MOUNTING OF LEDS IN TL RETROFIT TUBES

(51) International classification :F21K99/00
(31) Priority Document No :10169408.1
(32) Priority Date :13/07/2010
(33) Name of priority country :EPO
(86) International Application No :PCT/IB2011/053101
Filing Date :12/07/2011
(87) International Publication No :WO 2012/007899
(61) Patent of Addition to Application Number :NA
Filing Date :NA
(62) Divisional to Application Number :NA
Filing Date :NA

(71)**Name of Applicant :**
1)KONINKLIJKE PHILIPS ELECTRONICS N.V.
Address of Applicant :Groenewoudseweg 1 NL 5621 BA Eindhoven Netherlands
2)PHILIPS INTELLECTUAL PROPERTY & STANDARDS GMBH
(72)**Name of Inventor :**
1)RADERMACHER Harald Josef G¼nther

(57) Abstract :
This invention relates to a lighting device comprising a light transmissive light outlet unit (102) and light emitting diodes (104) generating light which is emitted through the light outlet unit. The lighting device further comprises a conductive layer structure (114) which is arranged as a coating on a portion of an inner surface of the light outlet unit. The light emitting diodes are mounted on and electrically connected with the conductive layer structure.

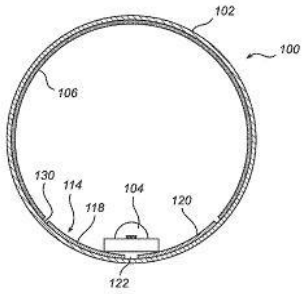

FIG. 1

No. of Pages : 20 No. of Claims : 15

(12) PATENT APPLICATION PUBLICATION
(19) INDIA
(22) Date of filing of Application :25/01/2013

(21) Application No.633/CHENP/2013 A
(43) Publication Date : 20/05/2016

(54) Title of the invention : METHOD AND APPARATUS PROVIDING FOR DIRECT CONTROLLED ACCESS TO A DYNAMIC USER PROFILE

(51) International classification :H04L29/06,G06Q30/00
(31) Priority Document No :12/824677
(32) Priority Date :28/06/2010
(33) Name of priority country :U.S.A.
(86) International Application No :PCT/IB2011/052525
Filing Date :09/06/2011
(87) International Publication No :WO 2012/001559
(61) Patent of Addition to Application Number :NA
Filing Date :NA
(62) Divisional to Application Number :NA
Filing Date :NA

(71)**Name of Applicant :**
1)NOKIA TECHNOLOGIES OY
Address of Applicant :Karaportti 3, FI-02610 Espoo Finland
(72)**Name of Inventor :**
1)TIAN Jilei
2)SATHISH Sailesh
3)HU Rile
4)LI Wenfeng

(57) Abstract :
An apparatus may include a profile determiner configured to determine a user profile. A contextual characteristic determiner may be configured to determine contextual characteristics relating to the apparatus and/or the user of the apparatus such that the profile determiner may infer user preferences and thereby create a dynamic portion of the user profile. An index builder may be configured to build an index of profile categories included within the user profile. A subscription registrar may cause the user profile to be registered for sharing with a service provider. Thereby a profile manager may provide for direct controlled access to the user profile which may be limited by user selection of permission levels and/or profile categories which are shared. Thereby access to the user profile may occur directly with the apparatus without storing the user profile on a separate server.

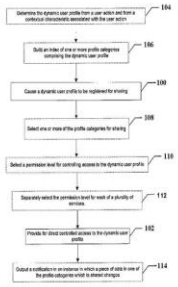

FIG. 4

No. of Pages : 23 No. of Claims : 20

(12) PATENT APPLICATION PUBLICATION
(19) INDIA
(22) Date of filing of Application :16/01/2013
(21) Application No.366/CHENP/2013 A
(43) Publication Date : 20/05/2016

(54) Title of the invention : CONNECTOR

(51) International classification :H01R13/436,H01R13/629
(31) Priority Document No :2010162459
(32) Priority Date :20/07/2010
(33) Name of priority country :Japan
(86) International Application No :PCT/JP2011/067014
Filing Date :20/07/2011
(87) International Publication No :WO 2012/011604
(61) Patent of Addition to Application Number :NA
Filing Date :NA
(62) Divisional to Application Number :NA
Filing Date :NA

(71)**Name of Applicant :**
1)YAZAKI CORPORATION
Address of Applicant :4 28 Mita 1 chome Minato ku Tokyo Japan
(72)**Name of Inventor :**
1)KOBAYASHI Tohru
2)YAMAMOTO Shoji

(57) Abstract :
A lever type connector (1) includes a connector housing (2) to be engaged with a mating connecter housing a spacer (3) a lever (4) including a cam groove (41) and turnably attached to the connector housing (2) a terminal (5) to be inserted into a rear end surface of the connector housing (2) a positioning lock (44) provided in the lever (4) to temporarily fix the lever (4) to be attached to the connector housing (2) a jig passing space (45) formed in the positioning lock (44) and a spacer pushing surface (7) provided on an upper side of the spacer (3). The spacer pushing surface (7) is formed in symmetrical position to the jig passing space (45). The spacer pushing surfaces (7) are pushed by pushing pins (62) which are provided on the jig (6) in bilaterally symmetrical positions with respect to a center line that intersects orthogonally with the longitudinal direction of the spacer (3).

Fig. 2

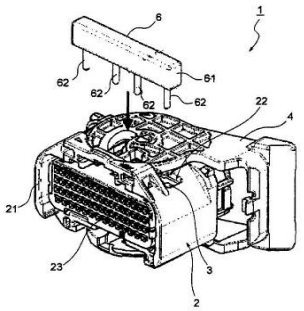

No. of Pages : 31 No. of Claims : 2

(12) PATENT APPLICATION PUBLICATION
(19) INDIA
(22) Date of filing of Application :17/01/2013
(21) Application No.414/CHENP/2013 A
(43) Publication Date : 20/05/2016

(54) Title of the invention : AN APPARATUS AND A METHOD FOR THE DEHYDRATATION TREATMENT OF WASTE SLUDGE

(51) International classification :F26B7/00
(31) Priority Document No :MO2010A000186
(32) Priority Date :22/06/2010
(33) Name of priority country :Italy
(86) International Application No :PCT/IB2011/052390
Filing Date :31/05/2011
(87) International Publication No :WO 2011/161568
(61) Patent of Addition to Application Number :NA
Filing Date :NA
(62) Divisional to Application Number :NA
Filing Date :NA

(71)**Name of Applicant :**
1)FERBUR LIMITED
Address of Applicant :Palm Grove House P.O. Box 438 Road Town Tortola VIRGIN ISLANDS
(72)**Name of Inventor :**
1)STRADI Aristide
2)ALTIERI Domenico
3)FERRARI Gian Carlo

(57) Abstract :
An apparatus for treating waste sludge comprises an outer container casing (2) internally hollow an inner body (3) which is coaxial with the outer casing (2) a compacting and dehydrating chamber (4) inside the outer container casing (2) and along which the sludge to be treated runs an inlet zone (5) for supplying the sludge to be treated to the chamber (4) an outlet zone (6) for unloading the treated sludge movement means (7) for the sludge cooperating with the inner body (3) which promote the compaction and advancement of the sludge from the inlet zone (5) to the outlet zone (6); the container net (11) is connected to a negative pole of a control unit to form a cathode and at least the inner body (3) is connected to a positive pole of a control unit to form an anode. A method of treating sludge comprises the stages of promoting the continuous advancement and compaction of sludge inside a compression chamber between the anode and the cathode and establishing a difference in potential in order to subject the sludge to be treated to an electrical field.

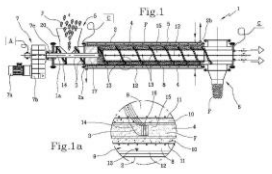

No. of Pages : 42 No. of Claims : 35

(12) PATENT APPLICATION PUBLICATION
(19) INDIA
(22) Date of filing of Application :24/01/2013

(21) Application No.584/CHENP/2013 A
(43) Publication Date : 20/05/2016

(54) Title of the invention : ION SENSING CHARGE ACCUMULATION CIRCUITS AND METHODS

(51) International classification :G01N27/403
(31) Priority Document No :61/360493
(32) Priority Date :30/06/2010
(33) Name of priority country :U.S.A.
(86) International Application No :PCT/US2011/042660
Filing Date :30/06/2011
(87) International Publication No :WO 2012/003363
(61) Patent of Addition to Application Number :NA
Filing Date :NA
(62) Divisional to Application Number :NA
Filing Date :NA

(71)**Name of Applicant :**
1)LIFE TECHNOLOGIES CORPORATION
Address of Applicant :5791 Van Allen Way Carlsbad CA 92008 U.S.A.
(72)**Name of Inventor :**
1)Fife Keith Glen

(57) Abstract :
An ion sensitive circuit can include a charge accumulation device to accumulate a plurality of charge packets as a function of an ion concentration of a fluid and at least one control and readout transistor to generate an output signal as a function of the accumulated plurality of charge packets the output signal representing the ion concentration of the solution. The charge accumulation device can include a first charge control electrode above a first electrode semiconductor region an electrically floating gate structure above a gate semiconductor region and below an ion sensitive passivation surface a second charge control electrode above a second electrode semiconductor region and a drain diffusion region. The first control electrode can control entry of charge into a gate semiconductor region in response to a first control signal. The ion sensitive passivation surface can be configured to receive the fluid.

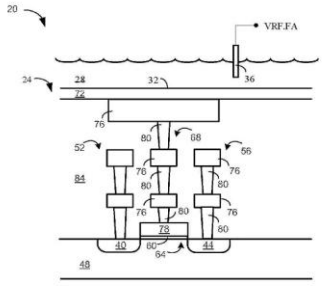

FIG. 1

No. of Pages : 40 No. of Claims : 19

(12) PATENT APPLICATION PUBLICATION
(19) INDIA
(22) Date of filing of Application :28/01/2013
(21) Application No.644/CHENP/2013 A
(43) Publication Date : 20/05/2016

(54) Title of the invention : AERATION DEVICE SEAWATER FLUE GAS DESULFURIZATION DEVICE PROVIDED WITH SAME AND METHOD FOR OPERATING AERATION DEVICE

(51) International classification :C02F1/20,B01D19/00,B01D53/50
(31) Priority Document No :2011-011412
(32) Priority Date :21/01/2011
(33) Name of priority country :Japan
(86) International Application No :PCT/JP2011/054539
Filing Date :28/02/2011
(87) International Publication No :WO 2012/098696 A1
(61) Patent of Addition to Application Number :NA
Filing Date :NA
(62) Divisional to Application Number :NA
Filing Date :NA

(71)**Name of Applicant :**
1)MITSUBISHI HITACHI POWER SYSTEMS, LTD
Address of Applicant :3-1, Minatomirai 3-Chome, Nishi-ku, Yokohama-220-8401 Japan
(72)**Name of Inventor :**
1)SONODA Keisuke
2)NAGAO Shozo

(57) Abstract :
This aeration device which is immersed in dilute used seawater that is the water to be processed and which generates minute air bubbles in the dilute used seawater is equipped with: an air supply line (L) that supplies air (122) by means of blowers (four blowers in the present embodiment) (121A 121D) that are the discharge means; a pressure meter (125) that is provided in the air supply line (L); and an aeration nozzle (123A) provided with an air diffusion membrane (11) having a slit whereby the air is supplied. When the air supply pressure resulting from the measurement by the pressure meter (125) has exceeded a predetermined threshold the supply of air by the discharge means is temporarily halted.

No. of Pages : 53 No. of Claims : 19

(12) PATENT APPLICATION PUBLICATION
(19) INDIA
(22) Date of filing of Application :23/01/2013
(21) Application No.546/CHENP/2013 A
(43) Publication Date : 20/05/2016

(54) Title of the invention : FAN CASTING DIE AND FLUID DELIVERY DEVICE

(51) International classification :F04D29/30,F04D17/04
(31) Priority Document No :2010146051
(32) Priority Date :28/06/2010
(33) Name of priority country :Japan
(86) International Application No :PCT/JP2011/061985
Filing Date :25/05/2011
(87) International Publication No :WO 2012/002080
(61) Patent of Addition to Application Number :NA
Filing Date :NA
(62) Divisional to Application Number :NA
Filing Date :NA

(71)**Name of Applicant :**
1)SHARP KABUSHIKI KAISHA
Address of Applicant :22 22 Nagaike cho Abeno ku Osaka shi Osaka 5458522 Japan
(72)**Name of Inventor :**
1)SHIRAICHI Yukishige
2)OHTSUKA Masaki
3)TAKAHASHI Masaya

(57) Abstract :
A cross flow fan is provided with multiple fan blades (21) that are circumferentially provided with intervals therebetween. The fan blades (21) have an inner edge (27) that is arranged on the inner circumference side and an outer edge (26) that is arranged on the outer circumference side. A blade surface (23) that extends between the inner edge (27) and the outer edge (26) is formed by the fan blade (21). Air flow that flows between the inner edge (27) and the outer edge (26) is generated on the blade surface (23) with the rotation of the fan. The fan blade (21) has an airfoil profile where a recess (41) is formed on the blade surface (23). The recess (41) is arranged in a position nearer to the outer edge (26) than the inner edge (27) and is formed extending from one edge (31) of the fan blade (21) to the other edge (32) in the direction of the fan rotation axis. With the disclosed structure a fan designed to deliver excellent power and to reduce noise a casting die and a fluid delivery device can be provided.

No. of Pages : 54 No. of Claims : 11

(12) PATENT APPLICATION PUBLICATION
(19) INDIA
(22) Date of filing of Application :24/01/2013
(21) Application No.604/CHENP/2013 A
(43) Publication Date : 20/05/2016

(54) Title of the invention : METHODS AND APPARATUS FOR TESTING ISFET ARRAYS

(51) International classification :G01N27/403
(31) Priority Document No :61/360493
(32) Priority Date :30/06/2010
(33) Name of priority country :U.S.A.
(86) International Application No :PCT/US2011/042655
Filing Date :30/06/2011
(87) International Publication No :WO 2012/003359
(61) Patent of Addition to Application Number :NA
Filing Date :NA
(62) Divisional to Application Number :NA
Filing Date :NA

(71)**Name of Applicant :**
1)LIFE TECHNOLOGIES CORPORATION
Address of Applicant :5791 Van Allen Way Carlsbad California 92008 U.S.A.
(72)**Name of Inventor :**
1)BOLANDER Jarie
2)FIFE Keith Glen
3)MILGREW Mark James

(57) Abstract :
The invention provides testing of a chemically sensitive transistor device such as an ISFET device without exposing the device to liquids. In one embodiment the invention performs a first test to calculate a resistance of the transistor. Based on the resistance the invention performs a second test to transition the testing transistor among a plurality of modes. Based on corresponding measurements a floating gate voltage is then calculated with little or no circuitry overhead. In another embodiment the parasitic capacitance of at least either the source or drain is used to bias the floating gate of an ISFET. A driving voltage and biasing current are applied to exploit the parasitic capacitance to test the functionality of the transistor.

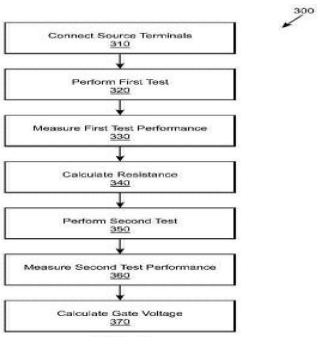

FIG. 3

No. of Pages : 28 No. of Claims : 32

(12) PATENT APPLICATION PUBLICATION
(19) INDIA
(22) Date of filing of Application :24/01/2013
(21) Application No.628/CHENP/2013 A
(43) Publication Date : 20/05/2016

(54) Title of the invention : FUEL CELL SYSTEM

(51) International classification :H01M
(31) Priority Document No :2010194192
(32) Priority Date :31/08/2010
(33) Name of priority country :Japan
(86) International Application No :PCT/JP2011/065925
Filing Date :13/07/2011
(87) International Publication No :W O 2012/029414
(61) Patent of Addition to Application Number :NA
Filing Date :NA
(62) Divisional to Application Number :NA
Filing Date :NA

(71)**Name of Applicant :**
1)SUZUKI MOTOR CORPORATION
Address of Applicant :300 Takatsuka cho Minami ku Hamamatsu shi Shizuoka 4328611 Japan
(72)**Name of Inventor :**
1)IKEYA Kengo

(57) Abstract :
The present invention relates to a fuel cell system including: a fuel cell stack; a hydrogen gas supply device for supplying hydrogen gas filled in a hydrogen tank to the fuel cell stack at a reduced pressure; a supply air duct for supplying air to the fuel cell stack; and an exhaust air duct for discharging excess air from the fuel cell stack. The hydrogen gas supply device is disposed in a heat exchange chamber capable of being communicated with the supply air duct and the exhaust air duct. When the temperature of the hydrogen gas supply device becomes a predetermined temperature (T3L) or lower air discharged from the fuel cell stack is introduced into the heat exchange chamber. When the temperature of the air discharged from the fuel cell stack becomes a predetermined temperature (T2H) or higher air introduced into the heat exchange chamber and cooled by the hydrogen gas supply device is supplied to the fuel cell stack.

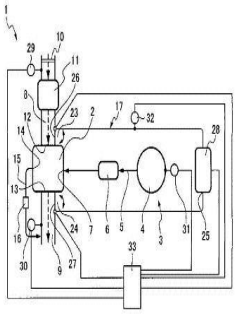

No. of Pages : 39 No. of Claims : 9

(12) PATENT APPLICATION PUBLICATION
(19) INDIA
(22) Date of filing of Application :28/01/2013
(21) Application No.667/CHENP/2013 A
(43) Publication Date : 20/05/2016

(54) Title of the invention : FRESNEL LENS

(51) International classification :G02B3/08
(31) Priority Document No :2010-216197
(32) Priority Date :27/09/2010
(33) Name of priority country :Japan
(86) International Application No :PCT/JP2011/071879
Filing Date :26/09/2011
(87) International Publication No :WO 2012/043471 A1
(61) Patent of Addition to Application Number :NA
Filing Date :NA
(62) Divisional to Application Number :NA
Filing Date :NA

(71)**Name of Applicant :**
1)PANASONIC INTELLECTUAL PROPERTY MANAGEMENT CO., LTD
Address of Applicant :2-1-61 SHIROMI, CHUO-KU OSAKA, JAPAN Japan
(72)**Name of Inventor :**
1)OI Kana
2)NISHIKAWA Takayuki
3)OKUGAWA Kimitake
4)FUKUOKA Akira

(57) Abstract :
In this fresnel lens a second surface that is on the reverse side from a first surface has a plurality of lens surfaces and each lens surface is configured from a portion of the side of an elliptical cone of which the peak is positioned towards the second surface and the bottom surface is positioned towards the first surface. Here in the fresnel lens any given normal line that intersects the lens surfaces comprising a portion of the side of an elliptical cone among the normal lines at each point on the first surface is non parallel with respect to the central axis of the elliptical cone corresponding to the lens surface that said any given normal line intersects.

No. of Pages : 47 No. of Claims : 5

(12) PATENT APPLICATION PUBLICATION
(21) Application No.358/CHE/2013 A
(19) INDIA
(22) Date of filing of Application :28/01/2013
(43) Publication Date : 20/05/2016

(54) Title of the invention : A FAST CHARGING METHOD FOR LITHIUM BASED BATTERIES

(51) International classification :H02J
(31) Priority Document No :NA
(32) Priority Date :NA
(33) Name of priority country :NA
(86) International Application No :NA
Filing Date :NA
(87) International Publication No : NA
(61) Patent of Addition to Application Number :NA
Filing Date :NA
(62) Divisional to Application Number :NA
Filing Date :NA

(71)**Name of Applicant :**
1)M/S TVS MOTOR COMPANY LIMITED
Address of Applicant :NO. 29, HADDOWS ROAD, CHENNAI - 600 006 Tamil Nadu India
(72)**Name of Inventor :**
1)FAHMIDA NAZNIN
2)SAMRAJ JABEZ DHINAGAR

(57) Abstract :
A novel State of Charge (SOC) governed fast charging method for secondary lithium based batteries has been disclosed in the present invention, which consists of four different charging phases. The first charging phase is a multistage Constant Current region (m-CCi) with gradually increasing current pulses and alternate rest periods, the second charging phase is a multistage Constant Current - Constant Voltage region (m-(CC-CV)), the third phase is a multistage Constant Current region (m-CCr) with gradually decreasing current pulses and alternate rest periods and the final phase with a single Constant - Voltage (CV) step. This charging profile not only charges a battery at a faster rate but also reduces the side-effects generally accompanied by various fast charging methods as the disclosed charging method takes into account the varying internal impedance of the battery at different SOC levels and minimizes voltage fluctuations. Figure 1

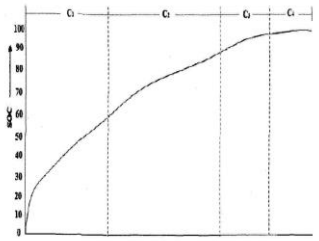

Figure 1A

No. of Pages : 36 No. of Claims : 5

(12) PATENT APPLICATION PUBLICATION
(19) INDIA
(22) Date of filing of Application :30/01/2013
(21) Application No.416/CHE/2013 A
(43) Publication Date : 20/05/2016

(54) Title of the invention : ORGANIC AMINE SALTS OF GABAPENTIN ENACARBIL AND PREPARATION THEREOF

(51) International classification :C07C
(31) Priority Document No :NA
(32) Priority Date :NA
(33) Name of priority country :NA
(86) International Application No :NA
Filing Date :NA
(87) International Publication No : NA
(61) Patent of Addition to Application Number :NA
Filing Date :NA
(62) Divisional to Application Number :NA
Filing Date :NA

(71)**Name of Applicant :**
1)APOTEX TECHNOLOGIES INC.
Address of Applicant :150 SIGNET DRIVE TORONTO, ONTARIO M9L 1T9 Canada
(72)**Name of Inventor :**
1)AKBARALI PADIYATH MOHAMMED
2)VENKATA RAMANA KINTALI
3)SOORYANARAYANA RAO BALIKEKODI
4)BHASKAR HADADI GOPALAKRISHNA
5)NARENDRA MANJESHWAR MALLYA

(57) Abstract :
The present invention relates to organic amine salts of Gabapentin enacarbil and crystalline forms thereof. The present invention also relate to methods for preparing highly pure Gabapentin enacarbil or salt thereof.

No. of Pages : 26 No. of Claims : 10

(12) PATENT APPLICATION PUBLICATION
(19) INDIA
(22) Date of filing of Application :23/01/2013
(21) Application No.550/CHENP/2013 A
(43) Publication Date : 20/05/2016

(54) Title of the invention : CAP COVER AND TANK EQUIPPED THEREWITH

(51) International classification :B60K15/05,F02M37/00,B65D41/04
(31) Priority Document No :2010147409
(32) Priority Date :29/06/2010
(33) Name of priority country :Japan
(86) International Application No :PCT/JP2011/003606
Filing Date :23/06/2011
(87) International Publication No :WO 2012/001925
(61) Patent of Addition to Application Number :NA
Filing Date :NA
(62) Divisional to Application Number :NA
Filing Date :NA

(71)**Name of Applicant :**
1)KOBELCO CONSTRUCTION MACHINERY CO. LTD.
Address of Applicant :2 1 Itsukaichikou 2 chome Saeki ku Hiroshima shi Hiroshima 7315161 Japan
(72)**Name of Inventor :**
1)KAWAMOTO Kenji
2)NINOMIYA Chikara

(57) Abstract :
Provided is a cap cover such that the clogging of a vent section and the intrusion of dust into a tank can both be suppressed. Also provided is a tank equipped with said cap cover. Said cap cover is equipped with a peripheral wall covering section (16b) and an annular seal section (17) said peripheral wall covering section (16b) serving to cover from the outside a filler neck (12) and a peripheral wall (13b) of an oil filler cap (13) on the entire periphery of the filler neck (12) around the axis line thereof in such a way as to extend over the outer peripheral surfaces of the filler neck (12) and the peripheral wall (13b) and said annular seal section (17) being provided in such a way as to protrude inwardly from the portion of the peripheral wall covering section (16b) that covers the filler neck (12). The seal section (17) comes into close contact with the outer peripheral surface of the filler neck (12) with the result that between the peripheral wall covering section (16b) and the filler neck (12) there is formed a second vent section (20) whereby the outside air introduced through an opening of the peripheral wall covering section (16b) is guided to a first vent section (14) while being made to whirl around the axis line of the filler neck (12) said opening being located in such a way as to face a tank body (23).

No. of Pages : 31 No. of Claims : 16

(12) PATENT APPLICATION PUBLICATION
(19) INDIA
(22) Date of filing of Application :28/01/2013

(21) Application No.646/CHENP/2013 A
(43) Publication Date : 20/05/2016

(54) Title of the invention : PROCESS FOR THE PREPARATION OF THE COMPOUND OSI 906

(51) International classification :C07D487/04
(31) Priority Document No :61/369132
(32) Priority Date :30/07/2010
(33) Name of priority country :U.S.A.
(86) International Application No :PCT/US2011/045807
Filing Date :29/07/2011
(87) International Publication No :WO 2012/016095
(61) Patent of Addition to Application Number :NA
Filing Date :NA
(62) Divisional to Application Number :NA
Filing Date :NA

(71)**Name of Applicant :**
1)OSI PHARMACEUTICALS LLC
Address of Applicant :1 Bioscience Park Drive Farmingdale NY 11735 U.S.A.
(72)**Name of Inventor :**
1)CASTELHANO Arlindo L.
2)CUTTING Gary A.
3)LOCKE Andrew J.
4)MAO Yunyu
5)MULVIHILL Kristen Michelle
6)NORRIE Robert
7)OBRIEN Andrew J.
8)PARK Stuart R.
9)RECHKA Josef A.
10)STEVENS Andrew Michael
11)THOMAS Christopher I.

(57) Abstract :
Process for preparing the tyrosine kinase inhibitor OSI 906 comprises coupling Compound (2) with Compound (6) under specified conditions.

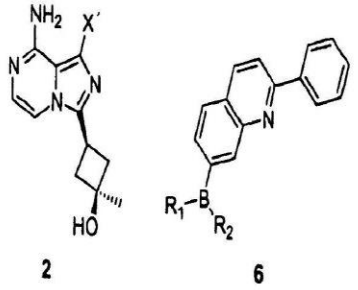

No. of Pages : 40 No. of Claims : 47

(12) PATENT APPLICATION PUBLICATION
(19) INDIA
(22) Date of filing of Application :28/01/2013

(21) Application No.672/CHENP/2013 A
(43) Publication Date : 20/05/2016

(54) Title of the invention : RECONFIGURABLE LOAD CONTROL RECEIVER

(51) International classification :H04L12/66,H04L12/24
(31) Priority Document No :12/845506
(32) Priority Date :28/07/2010
(33) Name of priority country :U.S.A.
(86) International Application No :PCT/US2010/043725
Filing Date :29/07/2010
(87) International Publication No :WO 2012/015414
(61) Patent of Addition to Application Number :NA
Filing Date :NA
(62) Divisional to Application Number :NA
Filing Date :NA

(71)**Name of Applicant :**
1)COOPER TECHNOLOGIES COMPANY
Address of Applicant :600 Travis Suite 5600 Houston TX 77002 U.S.A.
(72)**Name of Inventor :**
1)COX Robert J.
2)BRAGER Ryan F.
3)COFFEL James A.
4)BRANDT Nathan A.

(57) Abstract :
A reconfigurable load control receiver for communication with a first long haul network and selectively adaptable to be reconfigured and in communication with a second long haul network a short haul network and an electrical load. The reconfigurable load control receiver includes a switching device adapted to control power to the electrical load and a controller coupled to the switching device and adapted to switch between operating as a gateway and operating as a node.

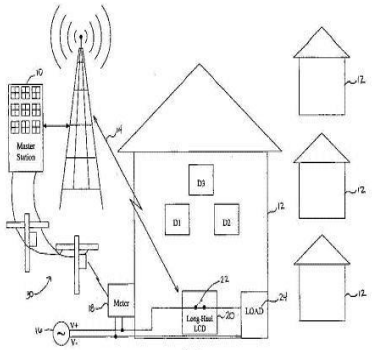

Fig. 1

No. of Pages : 42 No. of Claims : 30

(12) PATENT APPLICATION PUBLICATION
(19) INDIA
(22) Date of filing of Application :31/01/2013

(21) Application No.431/CHE/2013 A
(43) Publication Date : 20/05/2016

(54) Title of the invention : INTELLIGENT CHANNELIZATION

(51) International classification :H04L
(31) Priority Document No :NA
(32) Priority Date :NA
(33) Name of priority country :NA
(86) International Application No :NA
Filing Date :NA
(87) International Publication No : NA
(61) Patent of Addition to Application Number :NA
Filing Date :NA
(62) Divisional to Application Number :NA
Filing Date :NA

(71)**Name of Applicant :**
1)TEJAS NETWORKS LIMITED
Address of Applicant :PLOT NO: 25, JP SOFTWARE PARK, ELECTRONIC CITY, PHASE 1, HOSUR ROAD, BANGALORE 560 100 Karnataka India
(72)**Name of Inventor :**
1)NIKHIL KUMAR SATYARTHI
2)NISHANT SHARMA

(57) Abstract :
Method for channelization of lower order ODU trail inside a higher order ODU in an optical transport network (OTN) by initiating protocol command messages in the data plane for the agreement of matching network parameters between nodes by the node receiving an indication command and identifying matching network parameters wherein, network parameters includes an unique identification (UID) index, tributary port number (TPN) and time-slots (IS). The method further comprising of initiating protocol message exchanges for identifying and agreeing on an unique identification (UID) between two nodes and for identifying and agreeing on matching egress and ingress Tributary Port Number (TPN), Time-Slots (TS) for both the nodes wherein, UID is an index for uniquely indentifying a lower order ODU inside a higher order ODU. Another aspect provides for initiating protocol message exchanges for tearing down channelization and relinquishing the matching network parameters used for channelization by both the nodes based on receiving an indication command. Figure 6.

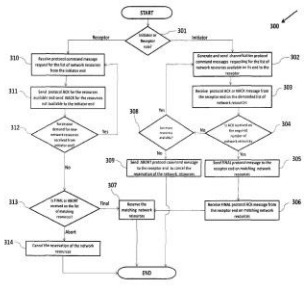

Figure 6

No. of Pages : 30 No. of Claims : 12

(12) PATENT APPLICATION PUBLICATION
(19) INDIA
(22) Date of filing of Application :18/01/2013

(21) Application No.431/CHENP/2013 A
(43) Publication Date : 20/05/2016

(54) Title of the invention : IMMUNOGENIC ANTI INFLAMMATORY COMPOSITIONS

(51) International classification	:A61K39/00,A61K39/02,A61K39/12
(31) Priority Document No	:12/843296
(32) Priority Date	:26/07/2010
(33) Name of priority country	:U.S.A.
(86) International Application No	:PCT/CA2011/000851
Filing Date	:26/07/2011
(87) International Publication No	:WO 2012/012874
(61) Patent of Addition to Application Number	:NA
Filing Date	:NA
(62) Divisional to Application Number	:NA
Filing Date	:NA

(71)**Name of Applicant :**
1)QU BIOLOGICS INC.
Address of Applicant :887 Great Northern Way Suite 138 Vancouver British Columbia V5T 4T5 Canada
(72)**Name of Inventor :**
1)GUNN Harold David
2)DHANJI Salim

(57) Abstract :
The invention provides methods of formulating an anti inflammatory composition for treating inflammatory conditions in a specific organ or tissue. The method involves selecting at least one pathogen that is pathogenic in the specific organ or tissue; producing an antigenic composition comprising antigenic determinants that together are specific for the pathogen; and formulating the antigenic composition for administration as an anti inflammatory composition capable of eliciting an anti inflammatory response in the specific organ or tissue wherein the condition characterized by inflammation is not a cancer. In embodiments of the invention a cancer is situated in the specific organ or tissue.

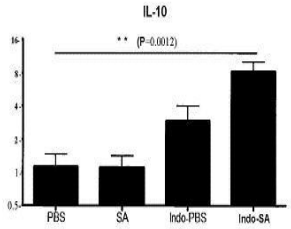

Figure 48

No. of Pages : 376 No. of Claims : 87

(12) PATENT APPLICATION PUBLICATION
(19) INDIA
(22) Date of filing of Application :21/01/2013

(21) Application No.473/CHENP/2013 A
(43) Publication Date : 20/05/2016

(54) Title of the invention : COMMUNICATIONS DEVICE AND PRODUCTION METHOD FOR COMMUNICATIONS DEVICE CASE

(51) International classification	:H05K5/02,B24C1/06,C23C24/04
(31) Priority Document No	:2010-144879
(32) Priority Date	:25/06/2010
(33) Name of priority country	:Japan
(86) International Application No	:PCT/JP2011/064219
Filing Date	:22/06/2011
(87) International Publication No	:WO 2011/162281 A1
(61) Patent of Addition to Application Number	:NA
Filing Date	:NA
(62) Divisional to Application Number	:NA
Filing Date	:NA

(71)**Name of Applicant :**
1)NEC CORPORATION
Address of Applicant :7 1 Shiba 5 chome Minato ku Tokyo 1088001 Japan
(72)**Name of Inventor :**
1)SHIMIZU Masatoshi
2)NOMURA Masahiro

(57) Abstract :
Disclosed is a case that houses a transmitter and receiver for an ODU and which has environmental resistance even without coating the surface of the case. Specifically disclosed is a communications device (ODU) (1) installed outdoors and provided with a case that houses a transmitter that transmits signals and a receiver that receives signals. The ODU (1) case in said device is made from nonferrous metal. The outside surface of said nonferrous metal is not coated and continuous irregularities are formed thereon by impact marks from powder.

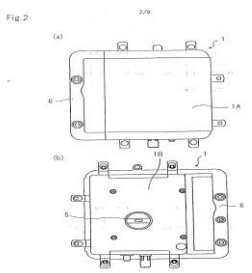

No. of Pages : 27 No. of Claims : 23

(12) PATENT APPLICATION PUBLICATION
(19) INDIA
(22) Date of filing of Application :23/01/2013

(21) Application No.542/CHENP/2013 A
(43) Publication Date : 20/05/2016

(54) Title of the invention : CORE SHEATH IMPLANT DEVICE HAVING AN INNER CORE LOBE

(51) International classification :A61K9/00
(31) Priority Document No :61/360140
(32) Priority Date :30/06/2010
(33) Name of priority country :U.S.A.
(86) International Application No :PCT/US2011/042314
Filing Date :29/06/2011
(87) International Publication No :WO 2012/012162
(61) Patent of Addition to Application Number :NA
Filing Date :NA
(62) Divisional to Application Number :NA
Filing Date :NA

(71)**Name of Applicant :**
1)EVONIK CORPORATION
Address of Applicant :299 JEFFERSON ROAD PARSIPPANY NEW JERSEY 07054 U.S.A.
(72)**Name of Inventor :**
1)HUDSON Michael E.

(57) Abstract :
The core sheath implant device allows for a bioactive agent release profile that can be tailored to a particular therapy. The device features one or more lobes extending from an inner core at least partially through the outer sheath. Depending on the particular design of such an implant device a variety of release profiles can be achieved.

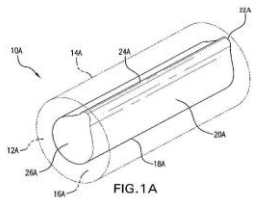

FIG. 1A

No. of Pages : 24 No. of Claims : 10

(12) PATENT APPLICATION PUBLICATION
(19) INDIA
(22) Date of filing of Application :28/01/2013

(21) Application No.673/CHENP/2013 A
(43) Publication Date : 20/05/2016

(54) Title of the invention : AUTHENTICATION DEVICE AUTHENTICATION METHOD AND PROGRAM

(51) International classification :H04L9/32,G06F21/20
(31) Priority Document No :2010-171940
(32) Priority Date :30/07/2010
(33) Name of priority country :Japan
(86) International Application No :PCT/JP2011/065872
Filing Date :12/07/2011
(87) International Publication No :WO 2012/014669
(61) Patent of Addition to Application Number :NA
Filing Date :NA
(62) Divisional to Application Number :NA
Filing Date :NA

(71)**Name of Applicant :**
1)SONY CORPORATION
Address of Applicant :1 7 1 Konan Minato ku Tokyo 1080075 Japan
(72)**Name of Inventor :**
1)SAKUMOTO Koichi
2)SHIRAI Taizo
3)HIWATARI Harunaga

(57) Abstract :
iiiiiiiiDisclosed is an authentication device that produces a level of security against active attacks. Said authentication device is provided with: a key storage unit that stores L (L = 2) secret keys s (i = 1 ¦ L) and L public keys y that satisfy y = F(s) for an nth order (n = 2) multivariate polynomial F; and an interaction protocol execution unit that executes an interaction protocol with a verifier to prove knowledge of L 1 secret keys s satisfying y = F(s). The interaction protocol execution unit executes said interaction protocol with the verifier such that the verifier does not know which secret key s was used.

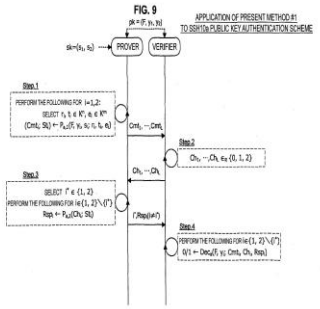

No. of Pages : 104 No. of Claims : 19

(12) PATENT APPLICATION PUBLICATION
(19) INDIA
(22) Date of filing of Application :18/01/2013
(21) Application No.434/CHENP/2013 A
(43) Publication Date : 20/05/2016

(54) Title of the invention : INTRINSICALLY SAFE HANDHELD FIELD MAINTENANCE TOOL WITH IMAGE AND/OR SOUND CAPTURE

(51) International classification :H04N
(31) Priority Document No :61/368477
(32) Priority Date :28/07/2010
(33) Name of priority country :U.S.A.
(86) International Application No :PCT/US2011/045681
Filing Date :28/07/2011
(87) International Publication No :WO 2012/0160 14
(61) Patent of Addition to Application Number :NA
Filing Date :NA
(62) Divisional to Application Number :NA
Filing Date :NA

(71)**Name of Applicant :**
1)FISHER ROSEMOUNT SYSTEMS INC
Address of Applicant :1100 West Louis Henna Blvd., Round Rock, Texas, 78681, USA U.S.A.
(72)**Name of Inventor :**
1)KANTZES Christopher P.
2)MATHIOWETZ Brad N.
3)TOEPKE Todd M.
4)YANG Kun
5)LUND Adam E.
6)LATTIMER Donald R.
7)FRANCHUK Brian A.

(57) Abstract :
An intrinsically safe handheld field maintenance tool (52 102) includes a process communication module (121 138) configured communicatively couple to a field device (22 23 104). A camera (157) is configured to obtain at least one image relative to the field device (22 23 104). A controller (130) is coupled to the process communication module (121 138) and operably coupled to the camera (157). The controller (130) is configured to store the at least one image relative to the field device (22 23 104). The handheld field maintenance tool (52 102) may also include or employ an audio input device to capture audio files.

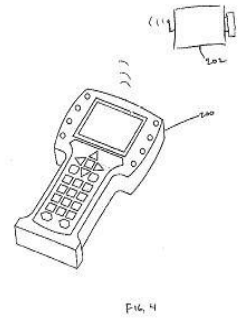

FIG. 4

No. of Pages : 22 No. of Claims : 20

(12) PATENT APPLICATION PUBLICATION
(19) INDIA
(22) Date of filing of Application :22/01/2013
(21) Application No.521/CHENP/2013 A
(43) Publication Date : 20/05/2016

(54) Title of the invention : BRACKET FOR SECURING PARTS TO BE MOUNTED ON CIRCUIT BOARD

(51) International classification :H01R24/76,H01R13/73
(31) Priority Document No :2010-167814
(32) Priority Date :27/07/2010
(33) Name of priority country :Japan
(86) International Application No :PCT/JP2011/066591
Filing Date :21/07/2011
(87) International Publication No :WO 2012/014782 A1
(61) Patent of Addition to Application Number :NA
Filing Date :NA
(62) Divisional to Application Number :NA
Filing Date :NA

(71)**Name of Applicant :**
1)YAZAKI CORPORATION
Address of Applicant :4 28 Mita 1 chome Minato ku Tokyo 1088333 Japan
(72)**Name of Inventor :**
1)MURO Takashi

(57) Abstract :
The purpose of the present invention is to provide a bracket for securing parts to be mounted on a circuit board the bracket capable of being readily manufactured and achieving a good solderability and high resistance to whisker. The bracket has a soldered plate portion (11) which is secured by soldering to a surface of the circuit board (1) using cream solder; and a parts securing portion (12) which is secured to a connector to be mounted on the circuit board (1). Furthermore an annular pierced groove (13) is formed so as to surround the central area of the soldered plate portion (11) with a bridge portion (16) left on part of the circumference. Then an island portion (15) inside the pierced groove (13) is cut away from a peripheral portion (14) with the bridge portion (16) left. Furthermore a step height (17) which is recessed relative to a soldered face (15B) of the island portion (15) is formed on a soldered face (11A) of the bridge portion (16); and then the soldered face (15B) of the island portion (15) is plated with pure Sn and the surface of the other portions is plated so as to provide resistance to whisker.

No. of Pages : 17 No. of Claims : 1

(12) PATENT APPLICATION PUBLICATION
(19) INDIA
(22) Date of filing of Application :24/01/2013
(21) Application No.613/CHENP/2013 A
(43) Publication Date : 20/05/2016

(54) Title of the invention : SUPERVISION CIRCUIT FOR ORGANIC LIGHT EMITTING DIODE

(51) International classification :H05B33/08
(31) Priority Document No :10169091.5
(32) Priority Date :09/07/2010
(33) Name of priority country :EPO
(86) International Application No :PCT/IB2011/052937
Filing Date :04/07/2011
(87) International Publication No :WO 2012/004720
(61) Patent of Addition to Application Number :NA
Filing Date :NA
(62) Divisional to Application Number :NA
Filing Date :NA

(71)**Name of Applicant :**
1)KONINKLIJKE PHILIPS ELECTRONICS N.V.
Address of Applicant :Groenewoudseweg 1 NL 5621 BA Eindhoven Netherlands
2)PHILIPS INTELLECTUAL PROPERTY & STANDARDS GMBH
(72)**Name of Inventor :**
1)HENTE Dirk

(57) Abstract :
The invention relates to supervision circuits (10) for supervising organic light emitting diode devices (1) via detection circuits (20) for detecting failure states of the organic light emitting diode devices (1) and for generating decision signals in response to detected failure states of the organic light emitting diode devices (1) which detected failure states have durations equal to or larger than time intervals. In response to the decision signals the organic light emitting diode devices (1) can be bypassed and deactivated through switching circuits (30) such as bi stable circuits. The failure states may include that the organic light emitting diode devices (1) have a relatively low impedance or short and a relatively high impedance or open. The supervision circuit (10) further prevents the organic light emitting diode devices (1) from being bypassed unjustly. The supervision circuits (10) may be autonomous circuits that only receive power via the organic light emitting diode devices (1) and may be automatic circuits that automatically reset themselves after turn off.

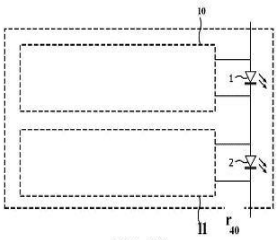

FIG. 10

No. of Pages : 28 No. of Claims : 15

(12) PATENT APPLICATION PUBLICATION
(19) INDIA
(22) Date of filing of Application :28/01/2013

(21) Application No.678/CHENP/2013 A
(43) Publication Date : 20/05/2016

(54) Title of the invention : SIGNALING FOR EXTENDED MPDU A MPDU AND A MSDU FRAME FORMATS

(51) International classification :H04W28/06
(31) Priority Document No :61/372548
(32) Priority Date :11/08/2010
(33) Name of priority country :U.S.A.
(86) International Application No :PCT/US2011/047471
Filing Date :11/08/2011
(87) International Publication No :WO 2012/021736
(61) Patent of Addition to Application Number :NA
Filing Date :NA
(62) Divisional to Application Number :NA
Filing Date :NA

(71)**Name of Applicant :**
1)QUALCOMM Incorporated
Address of Applicant :Attn: International IP Administration 5775 Morehouse Drive San Diego California 92121 U.S.A.
(72)**Name of Inventor :**
1)MERLIN Simone
2)WENTINK Maarten Menzo
3)ABRAHAM Santosh Paul

(57) Abstract :
Techniques for signaling extended sizes for Medium Access Control (MAC) Protocol Data Unit (MPDU) Aggregated MPDU (A MPDU) and Aggregated MAC Service Data Unit (A MSDU) frame formats. A first technique proposes modifications to the current specifications of the IEEE 802.11 standard in order to allow for longer MPDUs in an A MPDU. This technique reuses the IEEE 802.11 signaling format and utilizes reserved bits to convey the new information i.e. an indication that the maximum length of a MAC RDU MPDU frame of an A MRDU or ofan A MSDU is respectively greater than 4095 bytes. 64 kilobytes and 7935 bytes. The second technique proposes a new signaling mechanism to convey the extended sizes for the MPDU A MPDU and the A MSDU through a very high throughput (VHT) capability element. One or more bits may be added to the delimiter field.

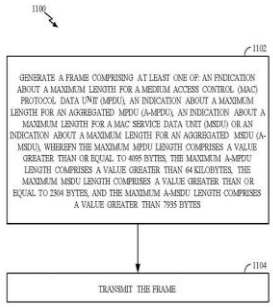

FIG. 11

No. of Pages : 41 No. of Claims : 55

(12) PATENT APPLICATION PUBLICATION
(19) INDIA
(22) Date of filing of Application :22/01/2013
(21) Application No.512/CHENP/2013 A
(43) Publication Date : 20/05/2016

(54) Title of the invention : RARE EARTH PERMANENT MAGNET AND METHOD FOR PRODUCING RARE EARTH PERMANENT MAGNET

(51) International classification :H01F1/08,H01F1/057,H01F41/02
(31) Priority Document No :2011-140917
(32) Priority Date :24/06/2011
(33) Name of priority country :Japan
(86) International Application No :PCT/JP2012/056717
Filing Date :15/03/2012
(87) International Publication No :WO 2012/176514 A1
(61) Patent of Addition to Application Number :NA
Filing Date :NA
(62) Divisional to Application Number :NA
Filing Date :NA

(71)**Name of Applicant :**
1)NITTO DENKO CORPORATION
Address of Applicant :1 1 2 Shimohozumi Ibaraki shi Osaka 5678680 Japan
(72)**Name of Inventor :**
1)OZAKI Takashi
2)KUME Katsuya
3)OKUNO Toshiaki
4)OZEKI Izumi
5)OMURE Tomohiro
6)TAIHAKU Keisuke

(57) Abstract :
Provided are a rare earth permanent magnet and a method for producing a rare earth permanent magnet with which it is possible to prevent a reduction in magnetic properties. A magnetic starting material is crushed into a magnetic powder and the crushed magnetic powder a binder formed from hydrocarbons and one or more organic solvents selected from organic compounds formed from hydrocarbons are kneaded to produce a slurry (12). Moreover the resulting slurry (12) is molded into sheet form to create a green sheet (13). Then the resulting green sheet (13) is maintained for a specific time at the binder decomposition temperature under a nonoxidizing atmosphere in order to remove the binder by causing it to decompose and disperse via depolymerization or other decomposition. The green sheet (13) from which the binder has been removed is sintered by raising the temperature to the calcination temperature in order to produce a permanent magnet (1).

No. of Pages : 45 No. of Claims : 8

(12) PATENT APPLICATION PUBLICATION
(19) INDIA
(22) Date of filing of Application :23/01/2013
(21) Application No.558/CHENP/2013 A
(43) Publication Date : 20/05/2016

(54) Title of the invention : METHOD AND APPARATUS FOR IMPROVED MBMS CAPACITY AND LINK MANAGEMENT THROUGH ROBUST AND PERFORMANCE OPTIMAL SOFT COMBINING

(51) International classification :H04B7/02,H04B7/08,H04B17/00
(31) Priority Document No :12/847002
(32) Priority Date :30/07/2010
(33) Name of priority country :U.S.A.
(86) International Application No :PCT/US2011/045998
Filing Date :29/07/2011
(87) International Publication No :WO 2012/016205
(61) Patent of Addition to Application Number :NA
Filing Date :NA
(62) Divisional to Application Number :NA
Filing Date :NA

(71)**Name of Applicant :**
1)QUALCOMM INCORPORATED
Address of Applicant :Attn: International IP Administration 5775 Morehouse Drive San Diego California 92121 1714 U.S.A.
(72)**Name of Inventor :**
1)BHATTACHARJEE Supratik
2)NAMBIAR Rajiv

(57) Abstract :
A method for wireless communication is disclosed that includes receiving a plurality of sets of transport blocks each set of transport blocks associated with a radio link from a plurality of radio links in soft combining; performing a filtering operation of block errors in the plurality of radio links; and removing one or more radio links from the plurality of radio links in soft combining based on the filtering operation. An apparatus and processing system for performing the method are also disclosed.

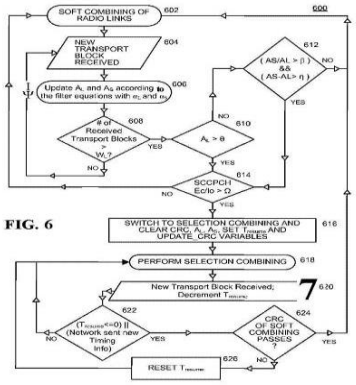

FIG. 6

7

No. of Pages : 39 No. of Claims : 35

(12) PATENT APPLICATION PUBLICATION
(19) INDIA
(22) Date of filing of Application :24/01/2013
(21) Application No.615/CHENP/2013 A
(43) Publication Date : 20/05/2016

(54) Title of the invention : SYSTEM FOR SELECTIVELY PROCESSING A SAMPLE

(51) International classification	:G01N35/00,G01N35/10,B01L3/00
(31) Priority Document No	:10169056.8
(32) Priority Date	:09/07/2010
(33) Name of priority country	:EPO
(86) International Application No	:PCT/IB2011/052935
Filing Date	:04/07/2011
(87) International Publication No	:WO 2012/004719
(61) Patent of Addition to Application Number	:NA
Filing Date	:NA
(62) Divisional to Application Number	:NA
Filing Date	:NA

(71)**Name of Applicant :**
1)KONINKLIJKE PHILIPS ELECTRONICS N.V.
Address of Applicant :Groenewoudseweg 1 NL 5621 BA Eindhoven Netherlands
(72)**Name of Inventor :**
1)KLUNDER Derk Jan Wilfred
2)NIEWENHUIS Jeroen Hans
3)PRINS Menno Willem Jose
4)EVERS Toon Hendrik

(57) Abstract :
The invention relates to a method and a system (100) for selectively processing a sample (130) according to one of a plurality of different assays for example for detecting a certain target component in the sample. The system comprises a plurality of specific reagent reservoirs (120) that contain different sets of reagents wherein each set is required for one of the assays. Moreover the system (100) comprises a universal reagent reservoir in which reagents for several assays are provided preferably reagents for all assays. The universal reagent reservoir may preferably be a cartridge (110) in which the processing of a sample (130) can take place and which comprises a plurality of binding sites that are selective for different target components. Depending on the assay to be performed with a sample (130) at hand the appropriate specific reagent reservoir (121b) is chosen and processed in the universal cartridge (110). This can particularly be done by a manipulator (140) in a high throughput automated laboratory system.

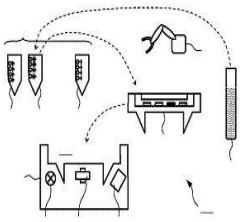

FIG. 2

No. of Pages : 29 No. of Claims : 15

(12) PATENT APPLICATION PUBLICATION
(19) INDIA
(22) Date of filing of Application :28/01/2013
(21) Application No.681/CHENP/2013 A
(43) Publication Date : 20/05/2016

(54) Title of the invention : SIGNALING ATTRIBUTES FOR NETWORK STREAMED VIDEO DATA

(51) International classification :H04N7/26
(31) Priority Document No :61/371125
(32) Priority Date :05/08/2010
(33) Name of priority country :U.S.A.
(86) International Application No :PCT/US2011/046481
Filing Date :03/08/2011
(87) International Publication No :WO 2012/018953
(61) Patent of Addition to Application Number :NA
Filing Date :NA
(62) Divisional to Application Number :NA
Filing Date :NA

(71)**Name of Applicant :**
1)QUALCOMM INCORPORATED
Address of Applicant :5775 Morehouse Drive San Diego CA 92121 U.S.A.
(72)**Name of Inventor :**
1)CHEN Ying
2)CHEN Peisong
3)KARCZEWICZ Marta

(57) Abstract :
In one example an apparatus includes a processor configured to receive video data for two or more views of a scene determine horizontal locations of camera perspectives for each of the two or more views assign view identifiers to the two or more views such that the view identifiers correspond to the relative horizontal locations of the camera perspectives form a representation comprising a subset of the two or more views and in response to a request from a client device send information indicative of a maximum view identifier and a minimum view identifier for the representation to the client device.

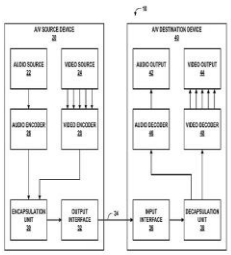

FIG. 1

No. of Pages : 77 No. of Claims : 50

(12) PATENT APPLICATION PUBLICATION
(19) INDIA
(22) Date of filing of Application :28/01/2013
(21) Application No.649/CHENP/2013 A
(43) Publication Date : 20/05/2016

(54) Title of the invention : A PROCESS FOR DRY GRINDING A POLYSACCHARIDE DERIVATIVE

(51) International classification :C08J3/12,C08B30/06,C08L1/00
(31) Priority Document No :NA
(32) Priority Date :NA
(33) Name of priority country :NA
(86) International Application No:PCT/US2010/043522
Filing Date :28/07/2010
(87) International Publication No :WO 2012/015400
(61) Patent of Addition to Application Number :NA
Filing Date :NA
(62) Divisional to Application Number :NA
Filing Date :NA

(71)**Name of Applicant :**
1)DOW GLOBAL TECHNOLOGIES LLC
Address of Applicant :2040 Dow Center Midland MI 48674 U.S.A.
(72)**Name of Inventor :**
1)PIERINI Peter
2)GOERLACH DOHT Yvonne
3)HERMANNS Juergen

(57) Abstract :
In a process for producing a particulate polysaccharide derivative by dry grinding a moist polysaccharide derivative one or more of the properties selected from median diameter median length bulk density and dissolution rate is controlled by controlling the temperature of the polysaccharide derivative prior to dry grinding. Advantageously one or more of the properties selected from median diameter median length bulk density and dissolution rate of the particles after dry grinding is adjusted to a first value by a first temperature of the polysaccharide derivative prior to dry grinding and is adjusted to a second value by a second temperature.

No. of Pages : 22 No. of Claims : 10

(12) PATENT APPLICATION PUBLICATION
(19) INDIA
(22) Date of filing of Application :10/11/2009
(21) Application No.6615/CHENP/2009 A
(43) Publication Date : 20/05/2016

(54) Title of the invention : DEVICE FOR MELT-SPINNING AND WINDING SYNTHETIC THREADS

(51) International classification :D01D13/00
(31) Priority Document No :10 2007 022 141.1
(32) Priority Date :11/05/2007
(33) Name of priority country :Germany
(86) International Application No :PCT/EP08/55624
Filing Date :07/05/2008
(87) International Publication No :WO 2008/138827 A3
(61) Patent of Addition to Application Number :NA
Filing Date :NA
(62) Divisional to Application Number :NA
Filing Date :NA

(71)**Name of Applicant :**
1)OERLIKON TEXTILE GMBH & CO. KG
Address of Applicant :LEVERKUSER STRASSE 65, 42897 REMSCHEID Germany
(72)**Name of Inventor :**
1)VOSS, RAINALD
2)KOWALSKI, JURGEN
3)SCHORMANN, LUDGER

(57) Abstract :
The invention relates to a device for melt-spinning and winding synthetic threads, comprising a spinning device, a treatment device and a winding machine. The treatment device is provided with a take-off godet for guiding the threads before the threads are fed and distributing the threads to a plurality of winding points in the winding machine. The take-off godet is disposed above the winding machine and guides the threads on the circumference such that the threads run parallel next to each other. The take-off godet is arranged transversely to a winding spindle, above the winding machine. The winding machine is equipped with a plurality of top thread guides, which are mounted upstream of the winding points and are located in a feeding plane. In order to improve the application process regarding the distribution of the filaments on the individual winding points when starting the process or pausing the process, the take-off godet and the group of the top thread guides for applying the threads into the winding points of the winding machine are designed to be moveable relative to each other according to the invention.

No. of Pages : 29 No. of Claims : 14

(12) PATENT APPLICATION PUBLICATION
(19) INDIA
(22) Date of filing of Application :28/01/2013

(21) Application No.674/CHENP/2013 A
(43) Publication Date : 20/05/2016

(54) Title of the invention : METHODS AND APPARATUS FOR SELECTING AND USING COMMUNICATIONS RESOURCES IN A COMMUNICATION SYSTEM

(51) International classification :H04L5/00,H04L27/26
(31) Priority Document No :12/835264
(32) Priority Date :13/07/2010
(33) Name of priority country :U.S.A.
(86) International Application No :PCT/US2011/043899
Filing Date :13/07/2011
(87) International Publication No :WO 2012/009465
(61) Patent of Addition to Application Number :NA
Filing Date :NA
(62) Divisional to Application Number :NA
Filing Date :NA

(71)**Name of Applicant :**
1)QUALCOMM INCORPORATED
Address of Applicant :Attn: International Ip Administration 5775 Morehouse Drive San Diego California 92121 1714 U.S.A.
(72)**Name of Inventor :**
1)WU Xinzhou
2)SUBRAMANIAN Sundar
3)LI Junyi

(57) Abstract :
Methods and apparatus for determining e.g. selecting communications resources e.g. tones to use in a communications system are described. The methods are well suited for use in Orthogonal Frequency Division Multiplexing (OFDM) systems. Devices seeking to transmit information select tones in pairs for use in transmitting the information. Each tone pair includes a tone and the corresponding image tone. By restricting a communications device to select communications frequencies in pairs the problem of interference and reduced dynamic range at a receiver due to IQ imbalance is reduced as compared to the case where devices may use a tone independent of the corresponding image tone for transmission purposes since the path loss from the transmitter to the receiver is likely to be the same for both tones and the transmission power level is controlled by an individual device using both of the tones.

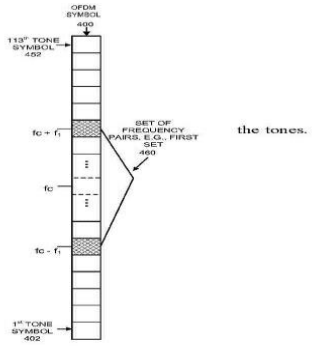

FIGURE 4

the tones.

No. of Pages : 33 No. of Claims : 20

(12) PATENT APPLICATION PUBLICATION
(19) INDIA
(22) Date of filing of Application :28/01/2013
(21) Application No.687/CHENP/2013 A
(43) Publication Date : 20/05/2016

(54) Title of the invention : COPPER CONTAINING ZSM 34 OFF AND/OR ERI ZEOLITIC MATERIAL FOR SELECTIVE REDUCTION OF NOX

(51) International classification :B01J29/46,B01J29/56
(31) Priority Document No :10169664.9
(32) Priority Date :15/07/2010
(33) Name of priority country :EPO
(86) International Application No :PCT/IB2011/052979
Filing Date :05/07/2011
(87) International Publication No :WO 2012/007873
(61) Patent of Addition to Application Number :NA
Filing Date :NA
(62) Divisional to Application Number :NA
Filing Date :NA

(71)**Name of Applicant :**
1)BASF SE
Address of Applicant :67056 Ludwigshafen Germany
(72)**Name of Inventor :**
1)Bull Ivor
2)M¼ller Ulrich

(57) Abstract :
The present invention relates to a copper containing ZSM 34 OFF and/or ERI zeolitic material having a silica to alumina mole ratio ranging from about 4 to about 50 and a copper content reported as Cu O ranging from about 1 to about 10 wt. % based on the total weight of the cal cined zeolitic material and having an alkali metal content reported as metal oxide ranging from about 1.5 to about 12 wt. %.

No. of Pages : 30 No. of Claims : 15

(12) PATENT APPLICATION PUBLICATION
(19) INDIA
(22) Date of filing of Application :24/01/2013
(21) Application No.590/CHENP/2013 A
(43) Publication Date : 20/05/2016

(54) Title of the invention : SUBSTITUTED 3 PHENYL 1 2 4 OXADIAZOLE COMPOUNDS

(51) International classification	:C07D271/06,C07D413/10,C07D413/14
(31) Priority Document No	:61/365923
(32) Priority Date	:20/07/2010
(33) Name of priority country	:U.S.A.
(86) International Application No Filing Date	:PCT/US2011/044597 :20/07/2011
(87) International Publication No	:WO 2012/012477
(61) Patent of Addition to Application Number Filing Date	:NA :NA
(62) Divisional to Application Number Filing Date	:NA :NA

(71)**Name of Applicant :**
1)BRISTOL MYERS SQUIBB COMPANY
Address of Applicant :P.O. Box 4000 Route 206 and ProvinceLine Road Princeton New Jersey 08543 4000 U.S.A.
(72)**Name of Inventor :**
1)DAS Jagabandhu
2)KO Soo Sung
3)SRIVASTAVA Anurag
4)MOQUIN Robert V.
5)WATTERSON Scott H.

(57) Abstract :
14121 6Disclosed are compounds of Formula (I): (I) or stereoisomers salts or prodrugs thereof wherein: (i) R1 and R2 are independently C C alkyl or (ii) R and R together with the carbon atom to which they are attached form a cyclic group; and Q is H Calkyl phenyl or 5 to 6 membered heteroaryl substituted with zero to 3 substituents and G is defined herein. Also disclosed are method of using such compounds as selective agonists for G protein coupled receptor S1P1 and pharmaceutical compositions comprising such compounds. There compounds are useful in treating preventing or slowing the progression of diseases or disorders in a variety of therapeutic areas such as autoimmune diseases and chronic inflammatory disease.

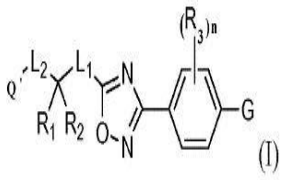

(I)

No. of Pages : 136 No. of Claims : 10

(12) PATENT APPLICATION PUBLICATION
(19) INDIA
(22) Date of filing of Application :24/01/2013

(21) Application No.612/CHENP/2013 A
(43) Publication Date : 20/05/2016

(54) Title of the invention : AUXILIARY DATA IN 3D VIDEO BROADCAST

(51) International classification :H04N13/00
(31) Priority Document No :10169203.6
(32) Priority Date :12/07/2010
(33) Name of priority country :EPO
(86) International Application No :PCT/IB2011/052993
Filing Date :06/07/2011
(87) International Publication No :WO 2012/007876
(61) Patent of Addition to Application Number :NA
Filing Date :NA
(62) Divisional to Application Number :NA
Filing Date :NA

(71)**Name of Applicant :**
1)KONINKLIJKE PHILIPS ELECTRONICS N.V.
Address of Applicant :Groenewoudseweg 1 NL 5621 BA Eindhoven Netherlands
(72)**Name of Inventor :**
1)NEWTON Philip Steven
2)BRONDIJK Robert Albertus
3)de HAAN Wiebe

(57) Abstract :
A system for transferring 3D video information has a transmitter (100) to broadcast a signal (104) to a receiver (110). The 3D video information includes auxiliary data for display in an overlay area on the 3D video data like subtitles. The 3D video data has a left view and a right view arranged in a 2D frame in a main arrangement e.g. side by side. An auxiliary left and right view of the auxiliary data are arranged in an auxiliary data stream according to a 2D transmission format in an auxiliary arrangement that corresponds to the main arrangement e.g. also side by side. In addition a 2D version of the auxiliary data and auxiliary disparity data indicative of the disparity to be applied to the 2D version of auxiliary data when overlayed on the left view and the right view is included in the transport stream. Advantageously the receiver may use a suitable version of the auxiliary data based on the receiver processing architecture.

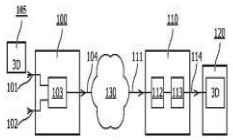

FIG. 1A

No. of Pages : 37 No. of Claims : 15

(12) PATENT APPLICATION PUBLICATION
(19) INDIA
(22) Date of filing of Application :28/01/2013
(21) Application No.663/CHENP/2013 A
(43) Publication Date : 20/05/2016

(54) Title of the invention : POLYMERIC PIGMENT SYSTEMS AND METHODS

(51) International classification :C09D11/02,B41M1/00
(31) Priority Document No :61/400598
(32) Priority Date :30/07/2010
(33) Name of priority country :U.S.A.
(86) International Application No :PCT/US2011/045861
Filing Date :29/07/2011
(87) International Publication No :WO 2012/016125
(61) Patent of Addition to Application Number :NA
Filing Date :NA
(62) Divisional to Application Number :NA
Filing Date :NA

(71)**Name of Applicant :**
1)CABOT CORPORATION
Address of Applicant :Two Seaport Lane Suite 1300 Boston MA 02210 2019 U.S.A.
(72)**Name of Inventor :**
1)CLARKE Heather E.

(57) Abstract :
A composition useful as an inkjet ink is described as well as methods of making the composition. The composition includes a pigment and a polymer and the polymer may include a polyurethane. The composition exhibits properties that make it useful in thermal and piezo inkjet applications.

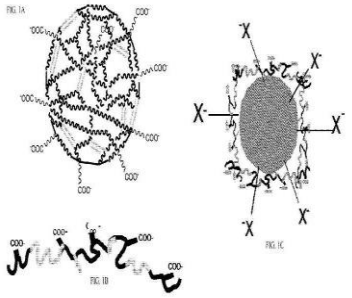

No. of Pages : 56 No. of Claims : 43

(12) PATENT APPLICATION PUBLICATION
(19) INDIA
(22) Date of filing of Application :28/01/2013
(21) Application No.689/CHENP/2013 A
(43) Publication Date : 20/05/2016

(54) Title of the invention : METHOD FOR PRODUCING CARBON FIBER BUNDLES

(51) International classification :D01F9/32
(31) Priority Document No :2010-167911
(32) Priority Date :27/07/2010
(33) Name of priority country :Japan
(86) International Application No :PCT/JP2011/066965
Filing Date :26/07/2011
(87) International Publication No :WO 2012/014892
(61) Patent of Addition to Application Number :NA
Filing Date :NA
(62) Divisional to Application Number :NA
Filing Date :NA

(71)**Name of Applicant :**
1)MITSUBISHI RAYON CO. LTD.
Address of Applicant :1 1 Marunouchi 1 chome Chiyoda ku Tokyo 1008253 Japan
(72)**Name of Inventor :**
1)TOKORO Yasuhito
2)KOTANI Tomoyuki

(57) Abstract :
Provided is a highly productive method for producing carbon fiber bundles without deteriorating the quality of the carbon fiber during the production process. Specifically provided is a method for producing carbon fiber bundles involving a flame proofing step a pre carbonization step and a carbonization step wherein: when P1 represents the travelling pitch of a fiber bundle during the flame proofing step P2 represents the travelling pitch of the fiber bundle during the pre carbonization step and P3 represents the travelling pitch of the fiber bundle during the carbonization step the equation 0.8=P2/P1=1.0 and 0.4=P3/P1=0.8 is satisfied; when P11 represents the travelling pitch of the fiber bundle at the inlet of the heating processing section of a pre carbonization furnace and P12 represents the travelling pitch of the fiber bundle at the outlet of the heating processing section of the pre carbonization furnace the equation 0.40=(P12/P11)=0.90 is satisfied; and when P13 represents the travelling pitch of the fiber bundle at the inlet of the heating processing section of a carbonization furnace and P14 represents the travelling pitch of the fiber bundle at the outlet of the heating processing section of the carbonization furnace the equation 0.40=(P14/P13)=0.90 is satisfied.

FIG1

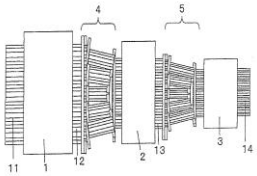

No. of Pages : 95 No. of Claims : 14

(12) PATENT APPLICATION PUBLICATION
(19) INDIA
(22) Date of filing of Application :24/01/2013

(21) Application No.614/CHENP/2013 A
(43) Publication Date : 20/05/2016

(54) Title of the invention : CARTRIDGE WITH LARGE SCALE MANUFACTURING DESIGN

(51) International classification	:G01N21/03,G01N21/77,G01N21/64
(31) Priority Document No	:10169065.9
(32) Priority Date	:09/07/2010
(33) Name of priority country	:EPO
(86) International Application No	:PCT/IB2011/052960
Filing Date	:05/07/2011
(87) International Publication No	:WO 2012/004735
(61) Patent of Addition to Application Number	:NA
Filing Date	:NA
(62) Divisional to Application Number	:NA
Filing Date	:NA

(71)**Name of Applicant :**
1)KONINKLIJKE PHILIPS ELECTRONICS N.V.
Address of Applicant :Groenewoudseweg 1 NL 5621 BA Eindhoven Netherlands
(72)**Name of Inventor :**
1)SCHLEIPEN Johannes Joseph Hubertina Barbara
2)IMMINK Albert Hendrik Jan
3)PRINS Menno Willem Jose
4)KLUNDER Derk Jan Wilfred

(57) Abstract :
The invention relates to a cartridge (110) and an examination apparatus (100) for optical examinations of a sample. The cartridge (110) comprises a transparent bottom layer (113) that is of substantially uniform thickness and a top layer (111 112) comprising a sample chamber (SC). The bottom layer and the top layer are preferably laminated onto each other for example in a roll to roll process. The bottom layer (113) is provided with structures like gratings (115) that allow the incoupling or outcoupling of light.

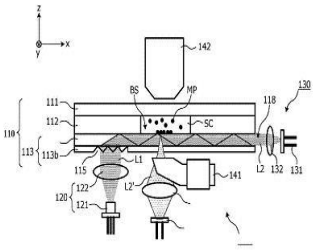

FIG. 1

No. of Pages : 21 No. of Claims : 15

(12) PATENT APPLICATION PUBLICATION
(19) INDIA
(22) Date of filing of Application :28/01/2013
(21) Application No.666/CHENP/2013 A
(43) Publication Date : 20/05/2016

(54) Title of the invention : OPTICAL DETECTION DEVICE AND APPARATUS USING SAME

(51) International classification :G01J1/02,G01J1/04,G01V8/12
(31) Priority Document No :2010-284238
(32) Priority Date :21/12/2010
(33) Name of priority country :Japan
(86) International Application No :PCT/JP2011/079588
Filing Date :21/12/2011
(87) International Publication No :WO 2012/086665 A1
(61) Patent of Addition to Application Number :NA
Filing Date :NA
(62) Divisional to Application Number :NA
Filing Date :NA

(71)**Name of Applicant :**
1)PANASONIC INTELLECTUAL PROPERTY MANAGEMENT CO.,LTD
Address of Applicant :2-1-61 SHIROMI, CHUO-KU OSAKA, JAPAN Japan
(72)**Name of Inventor :**
1)OI Kana
2)NISHIKAWA Takayuki

(57) Abstract :
In the present invention each lens of a multi segment lens is a Fresnel lens in which a second surface opposite to a first surface has a plurality of lens surfaces. At least one of the lens surfaces among the plurality of lens surfaces is constituted from part of a side surface of an elliptical cone having a central axis oblique to the normal line of the first surface. In the lens any normal line among the normal lines of each point on the first surface and intersecting with the lens surface comprising the part of the side surface of the elliptical cone is non parallel to the central axis of the elliptical cone corresponding to the lens surface with which the normal line intersects.

No. of Pages : 80 No. of Claims : 14

(12) PATENT APPLICATION PUBLICATION
(19) INDIA
(22) Date of filing of Application :28/01/2013
(21) Application No.693/CHENP/2013 A
(43) Publication Date : 20/05/2016

(54) Title of the invention : IMPROVEMENTS IN OR RELATING TO OPHTHALMOLOGY

(51) International classification :A61B3/00,A61B3/12,A61F9/00
(31) Priority Document No :1011096.3
(32) Priority Date :01/07/2010
(33) Name of priority country :U.K.
(86) International Application No :PCT/GB2011/051037
Filing Date :02/06/2011
(87) International Publication No :WO 2012/001381
(61) Patent of Addition to Application Number :NA
Filing Date :NA
(62) Divisional to Application Number :NA
Filing Date :NA

(71)**Name of Applicant :**
1)OPTOS PLC.
Address of Applicant :Queensferry House Carnegie Business Campus Queensferry Road Dunfermline Fife KY11 8GR U.K.
(72)**Name of Inventor :**
1)WALL Robert
2)GRAY Dan

(57) Abstract :
The invention provides an apparatus and method for illuminating imaging and treating the retina of an eye. The apparatus (10) comprises an illuminating device (16) including a planar light source capable of producing light in a plane such that the illuminating device (16) is capable of illuminating a circumferential line on the retina (12) and a support structure wherein the illuminating device (16) is pivotably mountable to the support structure and is rotatable about an axis (18) which lies substantially on the plane defined by the light source such that in use the illuminating device (16) may be rotated about the axis (18) to illuminate an area of the retina (12).

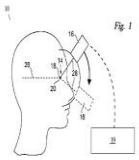

No. of Pages : 55 No. of Claims : 36

(12) PATENT APPLICATION PUBLICATION
(19) INDIA
(22) Date of filing of Application :29/01/2013

(21) Application No.709/CHENP/2013 A
(43) Publication Date : 20/05/2016

(54) Title of the invention : WIDEBAND BALUN HAVING A SINGLE PRIMARY WINDING AND MULTIPLE SECONDARY WINDINGS

(51) International classification :H03H7/42,H03H7/46
(31) Priority Document No :12/836779
(32) Priority Date :15/07/2010
(33) Name of priority country :U.S.A.
(86) International Application No :PCT/US2011/044265
Filing Date :15/07/2011
(87) International Publication No :WO 2012/009686
(61) Patent of Addition to Application Number :NA
Filing Date :NA
(62) Divisional to Application Number :NA
Filing Date :NA

(71)**Name of Applicant :**
1)QUALCOMM Incorporated
Address of Applicant :Attn: International IP Administration 5775 Morehouse Drive San Diego California 92121 1714 U.S.A.
(72)**Name of Inventor :**
1)SANKARANARAYANAN Janakiram G.
2)ASURI Bhushan S.
3)PANIKKATH Vinod V.
4)YAN Hongyan
5)KHATRI Himanshu
6)BHAGAT Maulin

(57) Abstract :
An RF transmitter capable of transmitting over a wide range of frequencies includes a mixer (96) a wideband high Q balun (97) a first driver amplifier (87) and a second driver amplifier (91). The balun has a single primary winding (98) and two secondary windings (99 100). A differential output of the mixer is coupled to the primary winding. A first of the two (99) secondary windings is coupled to drive the first driver amplifier (87). A second (100) of the two secondary windings is coupled to drive the second driver amplifier (91). One driver amplifier is used when transmitting at lower frequencies whereas the other driver amplifier is used when transmitting at higher frequencies. By appropriate sizing of the inductances of the secondary windings and by switching out one of the secondary windings with a switch (104) at certain times the balun is tunable to operate over the wide frequency range while having a high quality factor Q thereby facilitating reduced power consumption while simultaneously meeting performance requirements.

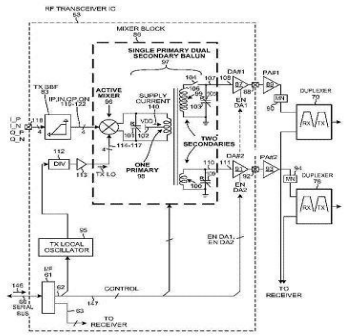

FIG. 7

No. of Pages : 28 No. of Claims : 29

(12) PATENT APPLICATION PUBLICATION
(19) INDIA
(22) Date of filing of Application :24/01/2013
(21) Application No.607/CHENP/2013 A
(43) Publication Date : 20/05/2016

(54) Title of the invention : ROUTER AND COIL ARRAY FOR ULTRA HIGH FIELD MRI

(51) International classification :G01R33/3415,G01R33/36,G01R33/561
(31) Priority Document No :61/362340
(32) Priority Date :08/07/2010
(33) Name of priority country :U.S.A.
(86) International Application No :PCT/IB2011/052950
Filing Date :04/07/2011
(87) International Publication No :WO 2012/004728
(61) Patent of Addition to Application Number :NA
Filing Date :NA
(62) Divisional to Application Number :NA
Filing Date :NA

(71)**Name of Applicant :**
1)KONINKLIJKE PHILIPS ELECTRONICS N.V.
Address of Applicant :Groenewoudseweg 1 NL 5621 BA Eindhoven Netherlands
(72)**Name of Inventor :**
1)MORICH Michael A.
2)ZHAI Zhiyong
3)NIEMAN Kevin M.
4)WONG Eddy Y. P.
5)MALIK Nabeel

(57) Abstract :
Abstract: A router (60), for use with magnetic resonance systems (10), selectively routes unique excitation signals, generated by a multi-channel radio -frequency (RF) amplifier,over transmission lines (Tx) to any one of a plurality of connection panels (66) which each accepts at least one RF coil assembly having multiple coil elements (20). Each connection panel (66) includes transceiver ports (68) for connecting at least one conductor (22,24) of the coil elements(20) to a corresponding transceiver channel (T/R). The router (60) selectively routes magnetic resonance signals received by the conductors (22,24) from the transceiver channels (T/R) to a multi-channel RF receiver (41).

No. of Pages : 22 No. of Claims : 20

(12) PATENT APPLICATION PUBLICATION
(19) INDIA
(22) Date of filing of Application :24/01/2013
(21) Application No.619/CHENP/2013 A
(43) Publication Date : 20/05/2016

(54) Title of the invention : MILK FROTHING SYSTEM

(51) International classification :A47J31/44
(31) Priority Document No :10168808.3
(32) Priority Date :08/07/2010
(33) Name of priority country :EPO
(86) International Application No :PCT/IB2011/052908
Filing Date :01/07/2011
(87) International Publication No :WO 2012/004711
(61) Patent of Addition to Application Number :NA
Filing Date :NA
(62) Divisional to Application Number :NA
Filing Date :NA

(71)**Name of Applicant :**
1)KONINKLIJKE PHILIPS ELECTRONICS N.V.
Address of Applicant :Groenewoudseweg 1 NL 5621 BA Eindhoven Netherlands
(72)**Name of Inventor :**
1)DOUMA Sipke Theo

(57) Abstract :
Milk frothing system (1) including a water conduit (10) that successively interconnects a water reservoir (11); a pump (12); a heater (15) configured to evaporate water; and a mixing node (31). The system further includes an air conduit (20) that successively interconnects an air inlet (21); a first check valve (22); a second check valve (24); and the mixing node. The system also includes a steam/air conduit (30) that successively interconnects the mixing node and a frothing device (32). The milk frothing system additionally includes an expansion vessel (60) having a water chamber and an air chamber said water chamber being connected to a point of the water conduit downstream of the pump and upstream of the heater and said air chamber being connected to a point of the air conduit downstream of the first check valve and upstream of the second check valve provided therein.

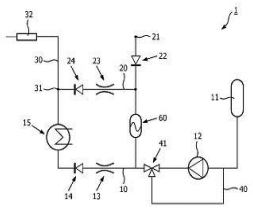

FIG. 1

No. of Pages : 18 No. of Claims : 13

(12) PATENT APPLICATION PUBLICATION
(19) INDIA
(22) Date of filing of Application :24/01/2013

(21) Application No.631/CHENP/2013 A
(43) Publication Date : 20/05/2016

(54) Title of the invention : ASPIRATOR DEVICE FOR AIR COOLED FUEL CELL

(51) International classification :A61M
(31) Priority Document No :2010186753
(32) Priority Date :24/08/2010
(33) Name of priority country :Japan
(86) International Application No :PCT/JP2011/065924
Filing Date :13/07/2011
(87) International Publication No :WO2012/026232
(61) Patent of Addition to Application Number :NA
Filing Date :NA
(62) Divisional to Application Number :NA
Filing Date :NA

(71)**Name of Applicant :**
1)SUZUKI MOTOR CORPORATION
Address of Applicant :300 Takatsuka cho Minami ku Hamamatsu shi Shizuoka 4328611 Japan
(72)**Name of Inventor :**
1)TAKADA Yohei
2)IKEYA Kengo
3)MATSUMOTO Yoshimasa
4)HIROTA Kazuyuki

(57) Abstract :
This invention is an aspirator device for an air cooled fuel cell wherein are disposed: an external air temperature detector means; an external airflow path; an external airflow volume adjustment valve; an internal air temperature detector means; an internal airflow path; an internal airflow volume adjustment valve; an air conditioned airflow path; an air conditioned airflow volume adjustment valve; and an aspiration control means for drive controlling the external airflow volume adjustment valve the internal airflow volume adjustment valve and the air conditioned airflow volume adjustment valve on the basis of temperatures detected by the external air temperature detector means and the internal air temperature detector means. The aspiration control means generates gas at a temperature that is normalized by passing through one or more of said airflow paths and adjustment valves and supplies said gas as oxide gas to the fuel cell main body.

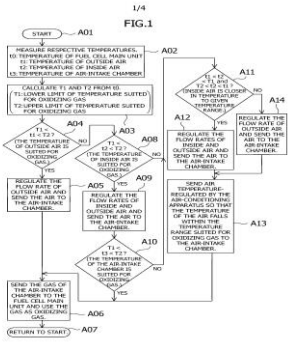

No. of Pages : 29 No. of Claims : 6

(12) PATENT APPLICATION PUBLICATION
(19) INDIA
(22) Date of filing of Application :29/01/2013
(21) Application No.713/CHENP/2013 A
(43) Publication Date : 20/05/2016

(54) Title of the invention : QUICK ACTING CONNECTION

(51) International classification :F16L37/18,F16L37/38
(31) Priority Document No :10 2010 025 747.8
(32) Priority Date :30/06/2010
(33) Name of priority country :Germany
(86) International Application No :PCT/EP2011/003194
Filing Date :29/06/2011
(87) International Publication No :WO 2012/000659 A1
(61) Patent of Addition to Application Number :NA
Filing Date :NA
(62) Divisional to Application Number :NA
Filing Date :NA

(71)**Name of Applicant :**
1)WEH Erwin
Address of Applicant :Josef Henle Strasse 1 89257 Illertissen Germany
2)WEH Wolfgang
(72)**Name of Inventor :**
1)WEH Erwin
2)WEH Wolfgang

(57) Abstract :
In order to create a quick acting connection which is secure and subject to low levels of wear in particular for the purpose of filling gas cylinders having a housing (1) having an inlet (2) and an outlet (3) for medium which is to be transferred and having a quick acting connection device (4) in particular with collet chucks (5) provided in the region of the outlet (3) and having an actuating means (7) which engages in a recess (8) of a sliding sleeve (8) by means of an eccentric disk (12) it is proposed that the recess (8) contains a sliding block (9) to which the eccentric disk is eccentrically coupled and which when the actuating means (7) is pivoted can be displaced transversely to the longitudinal axis (f).

No. of Pages : 7 No. of Claims : 8

(12) PATENT APPLICATION PUBLICATION
(21) Application No.295/CHE/2013 A
(19) INDIA
(22) Date of filing of Application :22/01/2013
(43) Publication Date : 20/05/2016

(54) Title of the invention : OPTICAL COHERENCE TOMOGRAPHY APPARATUS

(51) International classification :A61B
(31) Priority Document No :2012-014582
(32) Priority Date :26/01/2012
(33) Name of priority country :Japan
(86) International Application No :NA
Filing Date :NA
(87) International Publication No : NA
(61) Patent of Addition to Application Number :NA
Filing Date :NA
(62) Divisional to Application Number :NA
Filing Date :NA

(71)**Name of Applicant :**
1)CANON KABUSHIKI KAISHA
Address of Applicant :30-2, SHIMOMARUKO 3-CHOME, OHTA-KU, TOKYO Japan
(72)**Name of Inventor :**
1)YOSHIDA, HIROFUMI

(57) Abstract :
An optical coherence tomographic apparatus which obtains a tomographic image by combining return light from an object irradiated with measurement light through a first lens and corresponding reference light, comprising: a scanning unit configured to be provided on an optical path of the measurement light and to scan the measurement light on the object; a second lens configured to be disposed between the scanning unit and the first lens on the optical path of the measurement light; a branching unit configured to be disposed between the first and second lenses and to make the optical path of the measurement light branch off to an observation optical path for observation of the object; wherein the second lens and the scanning unit are disposed so as to hold an incident angle of the measurement light scanned by the scanning unit on the branching unit. (Figure 1)

No. of Pages : 33 No. of Claims : 11

(12) PATENT APPLICATION PUBLICATION
(19) INDIA
(22) Date of filing of Application :24/01/2013
(21) Application No.327/CHE/2013 A
(43) Publication Date : 20/05/2016

(54) Title of the invention : TONGUE COVER

(51) International classification :B65H
(31) Priority Document No :NA
(32) Priority Date :NA
(33) Name of priority country :NA
(86) International Application No :NA
Filing Date :NA
(87) International Publication No : NA
(61) Patent of Addition to Application Number :NA
Filing Date :NA
(62) Divisional to Application Number :NA
Filing Date :NA

(71)**Name of Applicant :**
1)AYOUBI, MOHAMMAD HARIS
Address of Applicant :WAREHOUSE NO. RA08 XA 04, P.O. BOX 17305 JEBEL ALI FREEZONE, DUBAI U.A.E.
(72)**Name of Inventor :**
1)AYOUBI, MOHAMMAD HARIS

(57) Abstract :
Disclosed is a tongue cover for minimizing the taste of a consumable ingested by a user. The tongue cover comprises thin substantially U-shaped upper and lower sheets, each sheet comprising a substantially U-shaped edge. The upper and lower sheets are attached together along the U-shaped edges thereof forming a tongue receptacle there between wherein, the tongue receptacle is adapted to receive the tongue of a user there within.

No. of Pages : 11 No. of Claims : 1

(12) PATENT APPLICATION PUBLICATION
(19) INDIA
(22) Date of filing of Application :16/01/2013
(21) Application No.372/CHENP/2013 A
(43) Publication Date : 20/05/2016

(54) Title of the invention : SYSTEM AND METHOD FOR SYNCHRONIZATION TRACKING IN AN IN BAND MODEM

(51) International classification :H04L7/04,G10L19/00,H04B14/04
(31) Priority Document No :61/368624
(32) Priority Date :28/07/2010
(33) Name of priority country :U.S.A.
(86) International Application No :PCT/US2011/045531
Filing Date :27/07/2011
(87) International Publication No :WO 2012/015918
(61) Patent of Addition to Application Number :NA
Filing Date :NA
(62) Divisional to Application Number :NA
Filing Date :NA

(71)**Name of Applicant :**
1)QUALCOMM INCORPORATED
Address of Applicant :Attn: International IP Administration 5775 Morehouse Drive San Diego California 92121 U.S.A.
(72)**Name of Inventor :**
1)SGRAJA Christian
2)PIETSCH Christian Bernhard
3)WERNER Marc W.
4)JOETTEN Christoph A.

(57) Abstract :
Processing the synchronization of an inband modem to detect sample slip conditions is disclosed. The processing comprises correlation of a pseudorandom sequence. Decision logic reliably detects the sample slip condition while minimizing the number of false alarms.

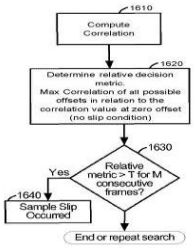

FIG. 16A

No. of Pages : 58 No. of Claims : 49

(12) PATENT APPLICATION PUBLICATION
(19) INDIA
(22) Date of filing of Application :24/01/2013
(21) Application No.598/CHENP/2013 A
(43) Publication Date : 20/05/2016

(54) Title of the invention : PROCESS FOR PRODUCING A CATHODE BLOCK FOR AN ALUMINIUM ELECTROLYSIS CELL AND A CATHODE BLOCK

(51) International classification :C25C3/08
(31) Priority Document No :10 2010 038 665.0
(32) Priority Date :29/07/2010
(33) Name of priority country :Germany
(86) International Application No :PCT/EP2011/063077
Filing Date :29/07/2011
(87) International Publication No :WO 2012/013769 A1
(61) Patent of Addition to Application Number :NA
Filing Date :NA
(62) Divisional to Application Number :NA
Filing Date :NA

(71)**Name of Applicant :**
1)SGL CARBON SE
Address of Applicant :Shnleinstr. 8 65201 Wiesbaden Germany
(72)**Name of Inventor :**
1)KUCHER Martin
2)TOMALA Janusz
3)HILTMANN Frank

(57) Abstract :
The invention relates to a process for producing a cathode block comprising the following steps: providing starting materials including coke and a hard material powder such as TiB and also if appropriate a carbon containing material mixing the starting materials forming a cathode block carbonizing and graphitizing and also cooling. According to the invention the graphitizing step is carried out at temperatures of between 2300 and 3000°C in particular between 2400 and 2900°C.

No. of Pages : 14 No. of Claims : 10

(12) PATENT APPLICATION PUBLICATION
(19) INDIA
(22) Date of filing of Application :25/01/2013
(21) Application No.635/CHENP/2013 A
(43) Publication Date : 20/05/2016

(54) Title of the invention : WORK AREA MONITOR

(51) International classification :G01S13/88,G01C7/04
(31) Priority Document No :2010903669
(32) Priority Date :16/08/2010
(33) Name of priority country :Australia
(86) International Application No :PCT/AU2011/001042
Filing Date :16/08/2011
(87) International Publication No :WO 2012/021923
(61) Patent of Addition to Application Number :NA
Filing Date :NA
(62) Divisional to Application Number :NA
Filing Date :NA

(71)**Name of Applicant :**
1)GROUNDPROBE PTY LTD
Address of Applicant :8 Hockings Street South Brisbane Queensland 4101 Australia
(72)**Name of Inventor :**
1)NOON David
2)BELLETT Patrick

(57) Abstract :
A Work Area Monitor comprising a radar module mounted on a motorised vehicle. The Work Area Monitor provides early warning of slope failure in a work area by generating an alarm if movement detected in movement data derived from interferometrically processed radar images exceeds a threshold.

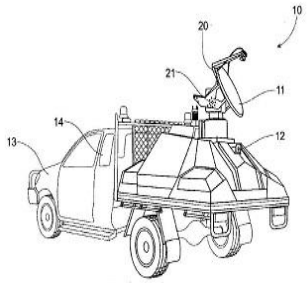

FIG. 1

No. of Pages : 31 No. of Claims : 31

(12) PATENT APPLICATION PUBLICATION
(19) INDIA
(22) Date of filing of Application :29/01/2013
(21) Application No.718/CHENP/2013 A
(43) Publication Date : 20/05/2016

(54) Title of the invention : VEHICLE AND TRAVEL DEVICE FOR SAME

(51) International classification :B61B13/00,B61F5/30
(31) Priority Document No :2010281732
(32) Priority Date :17/12/2010
(33) Name of priority country :Japan
(86) International Application No :PCT/JP2011/070394
Filing Date :07/09/2011
(87) International Publication No :WO 2012/081286
(61) Patent of Addition to Application Number :NA
Filing Date :NA
(62) Divisional to Application Number :NA
Filing Date :NA

(71)**Name of Applicant :**
1)MITSUBISHI HEAVY INDUSTRIES LTD.
Address of Applicant :16 5 Konan 2 chome Minato ku Tokyo 1088215 Japan
(72)**Name of Inventor :**
1)MAEYAMA Hiroyuki
2)YAMAMOTO Hiromichi
3)KATAHIRA Kousuke

(57) Abstract :
The present invention is provided with: a bogie frame (11) for supporting an axle (5) to which travel wheels (3) are mounted; a suspension frame (15) disposed on the center side of a vehicle body (1) with respect to the bogie frame (11) and having vertically extending sections (16) extending downward from the vehicle body (1); and upper link members (14a) and lower link members (14b) for connecting the vertically extending sections (16) and the bogie frame (11) so that the bogie frame (11) can be displaced vertically relative to the vertically extending sections (16). The lower link members (14b) are configured in such a manner that the positions (11b) at which the lower link members (14b) and the bogie frame (11) are joined together by pins are located below the positions (15b) at which the lower link members (14b) and the vertically extending sections (16) are joined together by pins. Also the upper link members (14a) are configured in such a manner that in the same way as the lower link members the positions (11a) at which the upper link members (14a) and the bogie frame (11) are joined together by pins are located below the positions (15a) at which the upper link members (14a) and the vertically extending sections (16) are joined together by pins. The lower link members (14b) and the upper link members (14a) are provided parallel to each other.

No. of Pages : 34 No. of Claims : 4

(12) PATENT APPLICATION PUBLICATION
(19) INDIA
(22) Date of filing of Application :21/01/2013

(21) Application No.496/CHENP/2013 A
(43) Publication Date : 20/05/2016

(54) Title of the invention : PREDISTORTION OF COMPLEX MODULATED WAVEFORM

(51) International classification :H03F1/32,H04B1/04,H04L27/36
(31) Priority Document No :12/827952
(32) Priority Date :30/06/2010
(33) Name of priority country :U.S.A.
(86) International Application No :PCT/US2011/042719
Filing Date :30/06/2011
(87) International Publication No :WO 2012/003408
(61) Patent of Addition to Application Number :NA
Filing Date :NA
(62) Divisional to Application Number :NA
Filing Date :NA

(71)**Name of Applicant :**
1)QUALCOMM Incorporated
Address of Applicant :Attn: International IP Administration 5775 Morehouse Drive San Diego California 92121 U.S.A.
(72)**Name of Inventor :**
1)COAN Philip David
2)DRAXLER Paul

(57) Abstract :
Exemplary embodiments of the invention include a transmitter system configured to predistort an input signal to generate a target output signal. An exemplary transmitter system includes a forward path including a predistortion device coupled with an amplifier the forward path configured for predistorting an input signal to the predistortion device in response to a phase error compensation signal and an amplitude error compensation signal in order to generate a desired output signal for the output signal of the amplifier and a feedback path including a processor configured for generating the phase error compensation signal and the amplitude error compensation signal based on a comparison of the input signal with phase and amplitude information of the output signal of the amplifier wherein the phase and amplitude information of the amplifier are transmitted to the processor on a single path of the feedback path. Other methods and apparatuses are also presented herein.

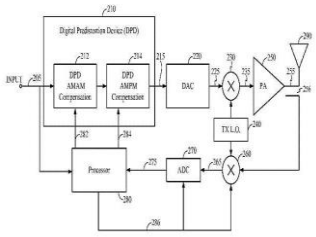

FIG. 2

No. of Pages : 40 No. of Claims : 29

(12) PATENT APPLICATION PUBLICATION
(19) INDIA
(22) Date of filing of Application :22/01/2013
(21) Application No.530/CHENP/2013 A
(43) Publication Date : 20/05/2016

(54) Title of the invention : NOXIOUS ARTHROPOD CONTROL COMPOSITION AND NOXIOUS ARTHROPOD CONTROL METHOD

(51) International classification	:A01N43/38,A01N37/34,A01N43/12
(31) Priority Document No	:2010-146037
(32) Priority Date	:28/06/2010
(33) Name of priority country	:Japan
(86) International Application No	:PCT/JP2011/064602
Filing Date	:20/06/2011
(87) International Publication No	:WO 2012/002293 A1
(61) Patent of Addition to Application Number	:NA
Filing Date	:NA
(62) Divisional to Application Number	:NA
Filing Date	:NA

(71)**Name of Applicant :**
1)SUMITOMO CHEMICAL COMPANY LIMITED
Address of Applicant :27 1 Shinkawa 2 chome Chuo ku Tokyo 1048260 Japan
(72)**Name of Inventor :**
1)IWATA Atsushi
2)SAKAMOTO Emiko

(57) Abstract :
A noxious arthropod control composition comprising spirotetramat and at least one blast disease control compound selected from the group (A): a group consisting of ferimzone fthalide tricyclazole kasugamycin hydrochloride azoxystrobin thiophanate methyl diclocymet fenoxanil tebufloquin and pyribencarb.

No. of Pages : 28 No. of Claims : 5

(12) PATENT APPLICATION PUBLICATION
(19) INDIA
(22) Date of filing of Application :24/01/2013

(21) Application No.610/CHENP/2013 A
(43) Publication Date : 20/05/2016

(54) Title of the invention : ACTIVE DAMPING FOR DIMMABLE DRIVER FOR LIGHTING UNIT

(51) International classification :H05B33/08
(31) Priority Document No :201010228237.7
(32) Priority Date :13/07/2010
(33) Name of priority country :China
(86) International Application No :PCT/IB2010/053613
Filing Date :10/08/2010
(87) International Publication No :WO 2012/007797
(61) Patent of Addition to Application Number :NA
Filing Date :NA
(62) Divisional to Application Number :NA
Filing Date :NA

(71)**Name of Applicant :**
1)KONINKLIJKE PHILIPS ELECTRONICS N.V.
Address of Applicant :Groenewoudseweg 1 NL 5621 BA Eindhoven Netherlands
(72)**Name of Inventor :**
1)QIAO Haibo
2)GUAN Zhen Yuan
3)PENG Chao
4)KONG Jianhong
5)WEI Tianyi
6)JIANG Jian

(57) Abstract :
A circuit (236 300 400 536) is provided for an apparatus (200 500) configured to convert an AC signal to a DC signal for driving at least one light source (240 540). The circuit includes a damping element (350 450) configured to damp a current in the apparatus during time periods when the current exceeds a threshold and a bypass path (340 440) for bypassing the damping element during time periods when the current does not exceed the threshold.

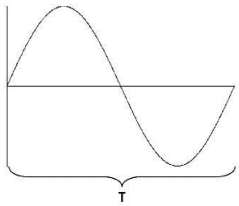

FIG. 1A

No. of Pages : 23 No. of Claims : 20

(12) PATENT APPLICATION PUBLICATION
(19) INDIA
(22) Date of filing of Application :24/01/2013
(21) Application No.622/CHENP/2013 A
(43) Publication Date : 20/05/2016

(54) Title of the invention : TREATMENT OF COGNITIVE DISORDERS WITH CERTAIN ALPHA 7 NICOTINIC ACID RECEPTOR AGONISTS IN COMBINATION WITH ACETYLCHOLINESTERASE INHIBITORS

(51) International classification :A61K31/27,A61K31/439,A61K31/445
(31) Priority Document No :61/367672
(32) Priority Date :26/07/2010
(33) Name of priority country :U.S.A.
(86) International Application No :PCT/US2011/045206
Filing Date :25/07/2011
(87) International Publication No :WO 2012/015749
(61) Patent of Addition to Application Number :NA
Filing Date :NA
(62) Divisional to Application Number :NA
Filing Date :NA

(71)**Name of Applicant :**
1)ENVIVO PHARMACEUTICALS INC.
Address of Applicant :480 Arsenal Street Bldg. 1 Watertown Massachusetts 02472 U.S.A.
(72)**Name of Inventor :**
1)KOENIG Gerhard
2)HILT Dana

(57) Abstract :
A method for improving cognition comprising administering to a patient certain alpha 7 receptor agonists and an acetylcholinesterase inhibitor is described together with related compositions.

No. of Pages : 20 No. of Claims : 38

(12) PATENT APPLICATION PUBLICATION
(19) INDIA
(22) Date of filing of Application :25/01/2013
(21) Application No.637/CHENP/2013 A
(43) Publication Date : 20/05/2016

(54) Title of the invention : ANTI ADDL MONOCLONAL ANTIBODY AND USES THEREOF

(51) International classification :C07K16/18,A61K39/395
(31) Priority Document No :61/364210
(32) Priority Date :14/07/2010
(33) Name of priority country :U.S.A.
(86) International Application No :PCT/US2011/043866
Filing Date :13/07/2011
(87) International Publication No :WO 2012/009442
(61) Patent of Addition to Application Number :NA
Filing Date :NA
(62) Divisional to Application Number :NA
Filing Date :NA

(71)**Name of Applicant :**
1)MERCK SHARP & DOHME CORP.
Address of Applicant :126 East Lincoln Avenue Rahway New Jersey 07065 0907 U.S.A.
(72)**Name of Inventor :**
1)GASPAR Renee C.
2)SHUGHRUE Paul J.
3)WANG Fubao
4)WANG Weirong
5)ZHANG Ningyan
6)ZHAO Wei Qin
7)MCCAMPBELL Alexander
8)XU Min

(57) Abstract :
The present invention relates to antibodies that bind amyloid -derived diffusible ligands, also known as ADDLs. The antibodies of the invention are selective for ADDLs, can penetrate the brain, and are useful in methods of detecting ADDLs and diagnosing Alzheimers disease. The present antibodies also block binding of ADDLs to neurons, assembly of ADDLS, and tau phosphorylation and are there useful in methods for the preventing and treating diseases associated with ADDLs.

No. of Pages : 87 No. of Claims : 17

(12) PATENT APPLICATION PUBLICATION
(19) INDIA
(22) Date of filing of Application :29/01/2013
(21) Application No.720/CHENP/2013 A
(43) Publication Date : 20/05/2016

(54) Title of the invention : MEASURING RECEIVED SIGNAL STRENGTH ON NEIGHBORING FREQUENCIES OF A CHANNEL WITH INTERFERENCE IN A WIRELESS DEVICE

(51) International classification :H04B17/00
(31) Priority Document No :12/827803
(32) Priority Date :30/06/2010
(33) Name of priority country :U.S.A.
(86) International Application No :PCT/US2010/045047
Filing Date :10/08/2010
(87) International Publication No :WO 2012/002978
(61) Patent of Addition to Application Number :NA
Filing Date :NA
(62) Divisional to Application Number :NA
Filing Date :NA

(71)**Name of Applicant :**
1)QUALCOMM INCORPORATED
Address of Applicant :ATTN: International IP Administration 5775 Morehouse Drive San Diego California 92121 1714 U.S.A.
(72)**Name of Inventor :**
1)HUSTED Paul J.
2)DUA Praveen
3)KOGAN Douglas J.

(57) Abstract :
System and method for operating a wireless narrowband receiver. A signal may be received on a channel of the wireless narrowband receiver. At least a portion of the signal may be received from a first wireless narrowband transmitter. The wireless narrowband receiver may implement an adaptive frequency hopping algorithm. It may be determined if interference is present on the channel and one or more errors are detected in receiving the signal. In response to determining that interference is present on the channel and one or more errors are detected in receiving the signal received signal strength of one or more neighboring frequencies of the channel may be measured and the resulting measurements may be stored in a memory. The measurements may be used to determine interference sources interference on the channel.



No. of Pages : 24 No. of Claims : 12

(12) PATENT APPLICATION PUBLICATION
(21) Application No.513/CHENP/2013 A
(19) INDIA
(22) Date of filing of Application :22/01/2013
(43) Publication Date : 20/05/2016

(54) Title of the invention : RARE EARTH PERMANENT MAGNET AND METHOD FOR MANUFACTURING RARE EARTH PERMANENT MAGNET

(51) International classification :H01F1/08,B22F3/02,B22F3/10
(31) Priority Document No :2011-140910
(32) Priority Date :24/06/2011
(33) Name of priority country :Japan
(86) International Application No :PCT/JP2012/056712
Filing Date :15/03/2012
(87) International Publication No :WO 2012/176512 A1
(61) Patent of Addition to Application Number :NA
Filing Date :NA
(62) Divisional to Application Number :NA
Filing Date :NA

(71)**Name of Applicant :**
1)NITTO DENKO CORPORATION
Address of Applicant :1 1 2 Shimohozumi Ibaraki shi Osaka 5678680 Japan
(72)**Name of Inventor :**
1)OZEKI Izumi
2)KUME Katsuya
3)OKUNO Toshiaki
4)OMURE Tomohiro
5)OZAKI Takashi
6)TAIHAKU Keisuke

(57) Abstract :
Provided are a rare earth permanent magnet and a method for manufacturing the rare earth permanent magnet whereby net shape is improved thereby enabling the manufacturing process to be simplified and productivity to be improved. A magnetic material is pulverized into a magnetic powder and a mixture is produced by mixing the pulverized magnetic powder with a binder. The mixture that was produced is then formed into a long sheet and a green sheet is manufactured. Next the manufactured green sheet is maintained at a binder decomposing temperature for a fixed time in a non oxidizing atmosphere causing the binder to decompose into monomers due to a depolymerization reaction or the like and scatter thereby removing the binder. A permanent magnet (1) is then manufactured by sintering the green sheet from which the binder has been removed by means of a pressure sintering technique such as spark plasma sintering.

No. of Pages : 43 No. of Claims : 10

(12) PATENT APPLICATION PUBLICATION
(19) INDIA
(22) Date of filing of Application :24/01/2013
(21) Application No.617/CHENP/2013 A
(43) Publication Date : 20/05/2016

(54) Title of the invention : AUTOMATED SYSTEM FOR SELECTIVELY PROCESSING A SAMPLE.

(51) International classification :G01N35/00,G01N35/10
(31) Priority Document No :10169034.5
(32) Priority Date :09/07/2010
(33) Name of priority country :EPO
(86) International Application No :PCT/IB2011/052773
Filing Date :24/06/2011
(87) International Publication No :WO 2012/004704
(61) Patent of Addition to Application Number :NA
Filing Date :NA
(62) Divisional to Application Number :NA
Filing Date :NA

(71)**Name of Applicant :**
1)KONINKLIJKE PHILIPS ELECTRONICS N.V.
Address of Applicant :Groenewoudseweg 1 NL 5621 BA Eindhoven Netherlands
(72)**Name of Inventor :**
1)NIEUWENHUIS Jeroen
2)EVERS Toon

(57) Abstract :
The invention relates to a method and a system (100) for selectively processing a sample (130) according to one of a plurality of different assays for example for detecting a certain target component in the sample. The system comprises a plurality of (typically disposable) cartridges (110) in which the processing of a sample (130) can take place and which each contain a different set of reagents required for one of the assays. Moreover the system comprises a manipulator (140) for introducing a sample (130) into a selected one of the cartridges. Depending on the assay to be performed with a sample (130) at hand the appropriate cartridge (110) is chosen and the sample is introduced into and processed in said cartridge (110). Thus a high throughput automated laboratory system can be achieved.

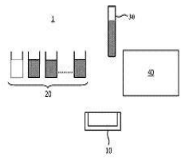

FIG. 1

No. of Pages : 28 No. of Claims : 15

(12) PATENT APPLICATION PUBLICATION
(19) INDIA
(22) Date of filing of Application :29/01/2013
(21) Application No.695/CHENP/2013 A
(43) Publication Date : 20/05/2016

(54) Title of the invention : A METHOD AND DEVICE FOR DETERMINING CONTENT OF THE MIDDLE AND PROTEIN BOUND UREMIC TOXINS IN A BIOLOGICAL FLUID

(51) International classification :G01N33/52,A61B5/145,G01N21/31
(31) Priority Document No :P201000056
(32) Priority Date :28/06/2010
(33) Name of priority country :Estonia
(86) International Application No :PCT/EE2011/000008
Filing Date :28/06/2011
(87) International Publication No :WO 2012/000521
(61) Patent of Addition to Application Number :NA
Filing Date :NA
(62) Divisional to Application Number :NA
Filing Date :NA

(71)**Name of Applicant :**
1)M/s. O Optofluid Technologies
Address of Applicant :Tulika 32, 10613 Tallinn, Estonia Estonia
(72)**Name of Inventor :**
1)FRIDOLIN Ivo
2)UHLIN Fredrik
3)JEROTSKAJA Jana
4)TANNER Risto
5)ARUND J¼rgen

(57) Abstract :
This invention relates to a novel method and a device for determining middle and protein bound uremic toxins in the biological fluids. More specifically the present invention relates to an optical method utilizing fluorescence preferable fluorescence of the spent dialysate and a specific model including a unique set of optical spectral components at certain wavelengths to determine preferable on line the concentration of the middle and protein bound uremic toxins such as beta2 microglobulin (B2M) and indoxyl sulfate (IS).

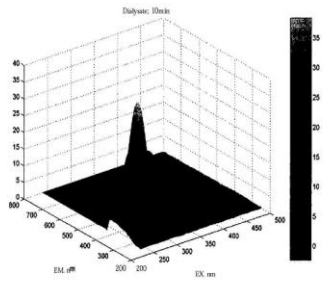

FIG 2B

No. of Pages : 31 No. of Claims : 27

(12) PATENT APPLICATION PUBLICATION
(19) INDIA
(22) Date of filing of Application :29/01/2013

(21) Application No.726/CHENP/2013 A
(43) Publication Date : 20/05/2016

(54) Title of the invention : MULTI RADIO COEXISTENCE

(51) International classification :H04W
(31) Priority Document No :61/373335
(32) Priority Date :13/08/2010
(33) Name of priority country :U.S.A.
(86) International Application No :PCT/US2011/047682
Filing Date :12/08/2011
(87) International Publication No :WO 2012/021868
(61) Patent of Addition to Application Number :NA
Filing Date :NA
(62) Divisional to Application Number :NA
Filing Date :NA

(71)**Name of Applicant :**
1)QUALCOMM Incorporated
Address of Applicant :Attn: International IP Administration 5775 Morehouse Drive San Diego California 92121 U.S.A.
(72)**Name of Inventor :**
1)OGUZ Seyfullah Halit
2)KADOUS Tamer Adel
3)MANTRAVADI Ashok
4)KANNAN Prasanna

(57) Abstract :
A multi radio device such as User Equipment (UE) may experience coexistence issues among various ones of its constituent radio devices that operate at the same time. Various aspects of the disclosure provide techniques to mitigate coexistence issues in multi radio devices where significant in device coexistence problems can exist. In particular a method for coexistence of multi radio devices is described. The method includes identifying at an upper layer of a multi radio UE a type of incoming broadcast stream data. The method further includes determining a coexistence policy for operation of communication resources within the multi radio UE based on the type of the incoming broadcast stream data. The method also includes arbitrating at a lower layer of the multi radio UE between the communication resources based on the coexistence policy.

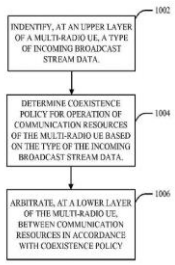

FIG. 10

No. of Pages : 39 No. of Claims : 24

(12) PATENT APPLICATION PUBLICATION
(19) INDIA
(22) Date of filing of Application :18/01/2013
(21) Application No.441/CHENP/2013 A
(43) Publication Date : 20/05/2016

(54) Title of the invention : FERMENTATION PROCESS

(51) International classification :C12P7/06
(31) Priority Document No :61/362023
(32) Priority Date :07/07/2010
(33) Name of priority country :U.S.A.
(86) International Application No :PCT/US2011/044122
Filing Date :15/07/2011
(87) International Publication No :WO 2012/006642
(61) Patent of Addition to Application Number :NA
Filing Date :NA
(62) Divisional to Application Number :NA
Filing Date :NA

(71)**Name of Applicant :**
1)NOVOZYMES NORTH AMERICA INC.
Address of Applicant :77 Perry Chapel Church Rd. P.O. Box 576 Franklinton North Carolina 27525 U.S.A.
(72)**Name of Inventor :**
1)KANG Zhengfang

(57) Abstract :
The present invention relates to methods of enhancing fermentation for the production of fermentation products. Specifically the invention relates to enhancing fermentation in processes of producing ethanol from plant material using one or more fermenting organisms.

No. of Pages : 48 No. of Claims : 10

(12) PATENT APPLICATION PUBLICATION
(19) INDIA
(22) Date of filing of Application :22/01/2013
(21) Application No.529/CHENP/2013 A
(43) Publication Date : 20/05/2016

(54) Title of the invention : DETERMINISTIC CLEAVE OF OPTICAL FIBER

(51) International classification :G02B6/25
(31) Priority Document No :61/359327
(32) Priority Date :28/06/2010
(33) Name of priority country :U.S.A.
(86) International Application No :PCT/US2011/042256
Filing Date :28/06/2011
(87) International Publication No :WO 2012/006127
(61) Patent of Addition to Application Number :NA
Filing Date :NA
(62) Divisional to Application Number :NA
Filing Date :NA

(71)**Name of Applicant :**
1)NANOPRECISION PRODUCTS INC.
Address of Applicant :411 B Coral Circle El Segundo CA 90245 U.S.A.
(72)**Name of Inventor :**
1)BARNOKI Michael K.
2)GULATI Suresh T.
3)HII King Fu
4)KECK Donald
5)POWELL William R.
6)VALLANCE R. Ryan

(57) Abstract :
Axial tension is applied to an optical fiber (10) that had been scored at the intended cleave location (12) wherein the axial tension is applied in a time varying manner to maintain the stress intensity factor for crack on the fiber within an acceptable level to produce a stable crack growth at a reasonable rate to cleave the fiber without requiring polishing of the end surface. Careful control of the applied tension force with time acts to control the velocity of the propagating crack by maintaining substantially constant stress intensity factor. The applied axial tension force is reduced with time and/or crack growth (as crack propagates). As a result the strain energy in the fiber material is released by formation of a single plane with an optical quality surface without requiring polishing. A substantially flat optical surface of enhanced optical quality is formed at the cleaved end of the optical fiber.

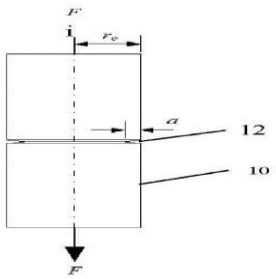

FIG. 1

No. of Pages : 24 No. of Claims : 20

(12) PATENT APPLICATION PUBLICATION
(19) INDIA
(22) Date of filing of Application :24/01/2013

(21) Application No.588/CHENP/2013 A
(43) Publication Date : 20/05/2016

(54) Title of the invention : SULFONAMIDE COMPOUNDS USEFUL AS CYP17 INHIBITORS

(51) International classification :C07D213/42,C07D213/61,C07D213/68
(31) Priority Document No :61/367612
(32) Priority Date :26/07/2010
(33) Name of priority country :U.S.A.
(86) International Application No :PCT/US2011/045153
Filing Date :25/07/2011
(87) International Publication No :WO 2012/015723
(61) Patent of Addition to Application Number :NA
Filing Date :NA
(62) Divisional to Application Number :NA
Filing Date :NA

(71)**Name of Applicant :**
1)BRISTOL MYERS SQUIBB COMPANY
Address of Applicant :P.O. Box 4000 Route 206 and ProvinceLine Road Princeton NJ 08543 4000 U.S.A.
(72)**Name of Inventor :**
1)AUSTIN Joel Francis
2)SHARMA Lisa S.
3)BALOG James Aaron
4)HUANG Audris
5)VELAPARTHI Upender
6)DARNE Chetan Padmakar
7)SAULNIER Mark George

(57) Abstract :
12345Disclosed are sulfonamide compounds of Formula (I): or stereoisomers N oxides prodrugs or pharmaceutically acceptable salts thereof wherein ring A R R R R and R are defined herein. Also disclosed are methods of using such compounds in the treatment of conditions related to CYP17 enzyme such as cancer and pharmaceutical compositions comprising such compounds.

(I)

No. of Pages : 193 No. of Claims : 14

(12) PATENT APPLICATION PUBLICATION
(19) INDIA
(22) Date of filing of Application :28/01/2013
(21) Application No.662/CHENP/2013 A
(43) Publication Date : 20/05/2016

(54) Title of the invention : FLUID COUPLING

(51) International classification :F16L37/32
(31) Priority Document No :2011207891
(32) Priority Date :22/09/2011
(33) Name of priority country :Japan
(86) International Application No :PCT/JP2012/066981
Filing Date :03/07/2012
(87) International Publication No :WO 2013/042424
(61) Patent of Addition to Application Number :NA
Filing Date :NA
(62) Divisional to Application Number :NA
Filing Date :NA

(71)**Name of Applicant :**
1)NAGAHORI INDUSTRY CO. LTD.
Address of Applicant :6 12 Shinmachi 3 chome Nishi ku Osaka shi Osaka 5500013 Japan
(72)**Name of Inventor :**
1)ABURA Yoshinori
2)ISHIBE Katsuya
3)MORIIKI Atsushi

(57) Abstract :
The present invention provides a fluid coupling that can prevent fluid leakage without fail and can reduce manufacturing costs and manufacturing time. A fluid coupling (1) is provided with the following: a socket body (12); a stationary valve (21); a guide (30) that is linked to the stationary valve (21) and is energized so that it is pressure bonded to the interior surface of the socket body (12); a socket (11) that has a spring (49) that energizes the guide (30); and a plug (51) that has a plug body (52) a moveable valve (61) a spring (68) and a valve holder (71) that supports the moveable valve (61) and a spring (62). The fluid coupling is such that when the plug (51) is inserted into the socket (11) the guide (30) retracts in resistance to the energizing force of the spring (49) and a fluid channel between the plug (51) and the socket (11) is connected and wherein a coupling unit (35) is provided on the end of the guide (30) for coupling with the tip of the plug (51) and first sealing members (40 41) are provided between the coupling unit (35) and the tip (55) of the plug (51).

No. of Pages : 40 No. of Claims : 7

(12) PATENT APPLICATION PUBLICATION
(19) INDIA
(22) Date of filing of Application :30/01/2013

(21) Application No.737/CHENP/2013 A
(43) Publication Date : 20/05/2016

(54) Title of the invention : VISUALIZING EXPRESSIONS FOR DYNAMIC ANALYTICS

(51) International classification :G06F3/14,G06F3/048
(31) Priority Document No :12/831634
(32) Priority Date :07/07/2010
(33) Name of priority country :U.S.A.
(86) International Application No :PCT/US2011/043075
Filing Date :06/07/2011
(87) International Publication No :WO 2012/006352
(61) Patent of Addition to Application Number :NA
Filing Date :NA
(62) Divisional to Application Number :NA
Filing Date :NA

(71)**Name of Applicant :**
1)SYBASE INC.
Address of Applicant :One Sybase Drive Building A Sixth Floor Dublin CA 94568 U.S.A.
(72)**Name of Inventor :**
1)XIA Steven Qian
2)HO Yean Fee

(57) Abstract :
Embodiments relate to a computer implemented method for visualizing expressions for dynamic analytics. A graphical user interface control is generated for each of one or more variables of an expression. Each of the one or more variables is bound to the corresponding graphical interface control generated previously. Then the generated graphical user interface control for each of the one or more variables of the expression is graphically output using a display device. A user may input an adjusted value of each of the one or more variables of the expression using the corresponding graphical user interface control.

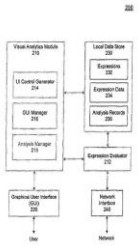

FIG. 2

No. of Pages : 44 No. of Claims : 21

(12) PATENT APPLICATION PUBLICATION
(19) INDIA
(22) Date of filing of Application :23/01/2013

(21) Application No.535/CHENP/2013 A
(43) Publication Date : 20/05/2016

(54) Title of the invention : METHODS AND APPARATUSES FOR CONTROLLING INVOCATION OF A SENSOR

(51) International classification :H04W80/00
(31) Priority Document No :NA
(32) Priority Date :NA
(33) Name of priority country :NA
(86) International Application No :PCT/CN2010/074814
Filing Date :30/06/2010
(87) International Publication No :WO 2012/000186
(61) Patent of Addition to Application Number :NA
Filing Date :NA
(62) Divisional to Application Number :NA
Filing Date :NA

(71)**Name of Applicant :**
1)NOKIA TECHNOLOGIES OY
Address of Applicant :Karaportti 3, FI-02610 Espoo, Finland Finland
(72)**Name of Inventor :**
1)CAO Huanhuan
2)LI Xueying
3)TIAN Jilei

(57) Abstract :
Methods and apparatuses are provided for controlling invocation of a sensor. A method may include accessing a context probability model generated based at least in part on historical context data. The method may further include using the context probability model to determine a probability that a context indicated by an output of a sensor will differ from a context indicated by a previous output of the sensor. The determination may be made based at least in part on observed context information. The method may additionally include controlling invocation of the sensor based at least in part on the determined probability. Corresponding apparatuses are also provided.

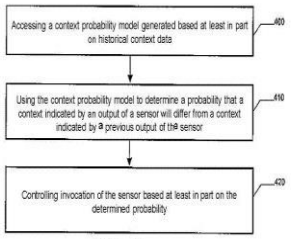

FIG. 4

No. of Pages : 41 No. of Claims : 59

(12) PATENT APPLICATION PUBLICATION
(19) INDIA
(22) Date of filing of Application :23/01/2013

(21) Application No.569/CHENP/2013 A
(43) Publication Date : 20/05/2016

(54) Title of the invention : INCONTINENCE LINER

(51) International classification	:A61F13/00,A61F13/15,A61F13/53
(31) Priority Document No	:2010194643
(32) Priority Date	:31/08/2010
(33) Name of priority country	:Japan
(86) International Application No	:PCT/JP2011/069860
Filing Date	:25/08/2011
(87) International Publication No	:WO 2012/029891
(61) Patent of Addition to Application Number	:NA
Filing Date	:NA
(62) Divisional to Application Number	:NA
Filing Date	:NA

(71)**Name of Applicant :**
1)UNICHARM CORPORATION
Address of Applicant :182 Shimobun Kinsei cho Shikokuchuo shi Ehime 7990111 Japan
(72)**Name of Inventor :**
1)KAWAKAMI Yusuke

(57) Abstract :
An incontinence liner (1) is provided with a liquid permeable skin contact side sheet (4) a liquid impermeable non skin contact side sheet (5) and an absorptive body (6) arranged between the skin contact side sheet (4) and non skin contact side sheet (5) and including an absorptive material. The absorptive material includes 30 to 70 mass% of a high absorption polymer. The absorptive body (6) includes an absorbing part (6A) positioned at a urinating position (UP) of a wearer (W) when worn a diffusing part (6D) extending around the absorbing part (6A) up to a peripheral edge (6P) of the absorptive body (6) and diffusion suppressing parts (6S) scattered inside the diffusing part (6D). An average absorptive material density of the diffusing part (6D) is higher than an average absorptive material density of the absorbing part (6A) while an average absorptive material density of the diffusion suppressing parts (6S) is lower than an average absorptive material density of the diffusing part (6D). The absorbing part (6A) projects toward the skin contact side sheet (4) more than the other parts of the absorptive body (6) while the diffusion suppressing parts (6S) project toward the skin contact side sheet (4) more than the diffusing part (6D).

FIG. 4

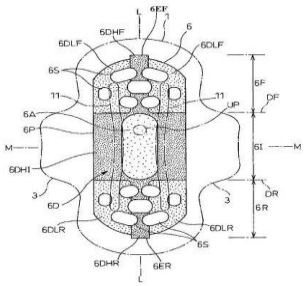

No. of Pages : 46 No. of Claims : 8

(12) PATENT APPLICATION PUBLICATION
(19) INDIA
(22) Date of filing of Application :24/01/2013
(21) Application No.603/CHENP/2013 A
(43) Publication Date : 20/05/2016

(54) Title of the invention : ELECTRO MECHANICAL DEVICE AND ASSOCIATED METHOD OF ASSEMBLY

(51) International classification :H01F7/121,H01F41/02
(31) Priority Document No :61/359968
(32) Priority Date :30/06/2010
(33) Name of priority country :U.S.A.
(86) International Application No :PCT/CA2011/000750
Filing Date :23/06/2011
(87) International Publication No :WO 2012/000089
(61) Patent of Addition to Application Number :NA
Filing Date :NA
(62) Divisional to Application Number :NA
Filing Date :NA

(71)**Name of Applicant :**
1)LITENS AUTOMOTIVE PARTNERSHIP
Address of Applicant :730 Rowntree Dairy Road Woodbridge Ontario L4L 5T9 Canada
(72)**Name of Inventor :**
1)STANIEWICZ zbyslaw
2)PARSONS Scott
3)BOYES Andrew

(57) Abstract :
A method of setting an air gap between an electromagnetic coil and an armature of an electro mechanical device to be within a desired range includes applying a sensing signal to the electromagnetic coil and monitoring at least one electrical characteristic of the electromagnetic coil. The at least one electrical characteristic is related to a size of the air gap and the sensing signal. The method further includes moving the armature towards the electromagnetic coil to reduce the size of the air gap and stopping movement of the armature towards the electromagnetic coil when the at least one electrical characteristic indicates the size of the air gap is within the desired range.

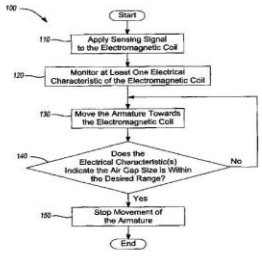

Fig-2

No. of Pages : 27 No. of Claims : 20

(12) PATENT APPLICATION PUBLICATION
(19) INDIA
(22) Date of filing of Application :28/01/2013
(21) Application No.652/CHENP/2013 A
(43) Publication Date : 20/05/2016

(54) Title of the invention : ANTI MHC ANTIBODY ANTI VIRAL CYTOKINE FUSION PROTEIN

(51) International classification :A61K47/48,C07K16/08,C07K16/28
(31) Priority Document No :10172054.8
(32) Priority Date :05/08/2010
(33) Name of priority country :EPO
(86) International Application No :PCT/EP2011/063362
Filing Date :03/08/2011
(87) International Publication No :WO 2012/017003
(61) Patent of Addition to Application Number :NA
Filing Date :NA
(62) Divisional to Application Number :NA
Filing Date :NA

(71)**Name of Applicant :**
1)F. HOFFMANN LA ROCHE AG
Address of Applicant :Grenzacher Strasse 124 CH 4070 Basel Switzerland
(72)**Name of Inventor :**
1)JENEWEIN Stefan
2)KOPETZKI Erhard
3)RIES Stefan
4)TIEFENTHALER Georg

(57) Abstract :
The invention provides a fusion protein comprising an antibody that binds to a human major histocompatibility complex presenting a peptidic fragment of a hepatitis B virus protein and an anti viral cytokine and methods of using the same.

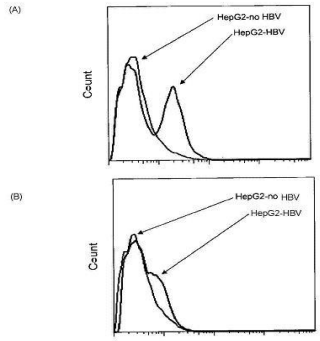

No. of Pages : 93 No. of Claims : 35

(12) PATENT APPLICATION PUBLICATION
(19) INDIA
(22) Date of filing of Application :30/01/2013

(21) Application No.739/CHENP/2013 A
(43) Publication Date : 20/05/2016

(54) Title of the invention : SYSTEMS METHODS APPARATUS AND COMPUTER READABLE MEDIA FOR MULTI STAGE SHAPE VECTOR QUANTIZATION

(51) International classification :G10L19/02
(31) Priority Document No :61/369662
(32) Priority Date :30/07/2010
(33) Name of priority country :U.S.A.
(86) International Application No :PCT/US2011/045858
Filing Date :29/07/2011
(87) International Publication No :WO 2012/016122
(61) Patent of Addition to Application Number :NA
Filing Date :NA
(62) Divisional to Application Number :NA
Filing Date :NA

(71)**Name of Applicant :**
1)QUALCOMM Incorporated
Address of Applicant :Attn: International IP Administration 5775 Morehouse Drive San Diego California 92121 U.S.A.
(72)**Name of Inventor :**
1)DUNI Ethan R.
2)KRISHNAN Venkatesh
3)RAJENDRAN Vivek

(57) Abstract :
A multistage shape vector quantizer architecture uses information from a selected first stage codebook vector to generate a rotation matrix. The rotation matrix is used to rotate the direction of the input vector to support shape quantization of the first stage quantization error.

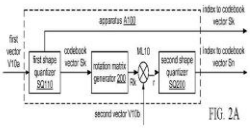

FIG. 2A

No. of Pages : 60 No. of Claims : 40

(12) PATENT APPLICATION PUBLICATION
(19) INDIA
(22) Date of filing of Application :23/01/2013

(21) Application No.561/CHENP/2013 A
(43) Publication Date : 20/05/2016

(54) Title of the invention : SYSTEM AND METHOD TO ALLOCATE PORTIONS OF A SHARED STACK

(51) International classification :G06F9/38
(31) Priority Document No :12/837572
(32) Priority Date :16/07/2010
(33) Name of priority country :U.S.A.
(86) International Application No :PCT/US2011/044092
Filing Date :15/07/2011
(87) International Publication No :WO 2012/009587
(61) Patent of Addition to Application Number :NA
Filing Date :NA
(62) Divisional to Application Number :NA
Filing Date :NA

(71)**Name of Applicant :**
1)QUALCOMM INCORPORATED
Address of Applicant :Attn: International IP Administration 5775 Morehouse Drive San Diego CA 92121 U.S.A.
(72)**Name of Inventor :**
1)SHANNON Stephen R.
2)VENKUMAHANTI Suresh K.
3)LESTER Robert A.

(57) Abstract :
A system and method of managing a stack shared by multiple threads of a processor includes allocating a first portion of a shared stack to a first thread and allocating a second portion of the shared stack to a second thread.

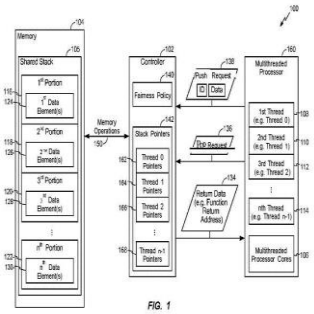

FIG. 1

No. of Pages : 35 No. of Claims : 29

(12) PATENT APPLICATION PUBLICATION
(19) INDIA
(22) Date of filing of Application :24/01/2013
(21) Application No.630/CHENP/2013 A
(43) Publication Date : 20/05/2016

(54) Title of the invention : VIDEO CODING USING A SUBSET OF INTRA PREDICTION MODES AND CORRESPONDING DIRECTIONAL TRANSFORMS

(51) International classification :H04N
(31) Priority Document No :61/363127
(32) Priority Date :09/07/2010
(33) Name of priority country :U.S.A.
(86) International Application No :PCT/US2011/043422
Filing Date :08/07/2011
(87) International Publication No :WO2012/006568
(61) Patent of Addition to Application Number :NA
Filing Date :NA
(62) Divisional to Application Number :NA
Filing Date :NA

(71)**Name of Applicant :**
1)QUALCOMM INCORPORATED
Address of Applicant :5775 Morehouse Drive San Diego CA 92121 U.S.A.
(72)**Name of Inventor :**
1)KARCZEWICZ Marta
2)COBAN Muhammed Z.
3)CHEN Peisong
4)CHUANG Hsiao Chiang
5)JOSHI Rajan Laxman

(57) Abstract :
In one example an apparatus for encoding video data includes a video encoder configured to calculate a residual block for a block of video data based on a predicted block formed using an intra prediction mode and transform the residual block using a transform mapped from the intra prediction mode. In another example an apparatus includes video encoder configured to receive an indication of a first intra prediction mode in a first set of intra prediction modes for a block of video data determine a second intra prediction mode from a second set of intra prediction modes smaller than the first set of intra prediction modes to which the first intra prediction mode is mapped determine a directional transform to which the second intra prediction mode is mapped and apply the directional transform to residual data of the block.

No. of Pages : 101 No. of Claims : 46

(12) PATENT APPLICATION PUBLICATION
(19) INDIA
(22) Date of filing of Application :28/01/2013
(21) Application No.643/CHENP/2013 A
(43) Publication Date : 20/05/2016

(54) Title of the invention : APPARATUS FOR HCL SYNTHESIS WITH STEAM RAISING

(51) International classification :C01B7/01,F22B1/22,F22G1/14
(31) Priority Document No :10 2010 030 832.3
(32) Priority Date :01/07/2010
(33) Name of priority country :Germany
(86) International Application No :PCT/EP2011/060413
Filing Date :22/06/2011
(87) International Publication No :WO 2012/000859
(61) Patent of Addition to Application Number :NA
Filing Date :NA
(62) Divisional to Application Number :NA
Filing Date :NA

(71)**Name of Applicant :**
1)SGL CARBON SE
Address of Applicant :Shnleinstr. 8 65201 Wiesbaden Germany
(72)**Name of Inventor :**
1)FRANZ Marcus
2)G–TZ Sren

(57) Abstract :
What is described is an apparatus for performance of a process for hydrogen chloride synthesis from chlorine and hydrogen or from chlorine and hydrocarbons with integrated heat recovery wherein the combustion chamber and the heat exchanger are arranged in the steam drum of a shell boiler which works according to the waste heat boiler principle.

No. of Pages : 16 No. of Claims : 12

(12) PATENT APPLICATION PUBLICATION
(19) INDIA
(22) Date of filing of Application :28/01/2013

(21) Application No.669/CHENP/2013 A
(43) Publication Date : 20/05/2016

(54) Title of the invention : RF ISOLATION SWITCH CIRCUIT

(51) International classification :H03K17/06,H03K17/16,H03K17/687
(31) Priority Document No :61/368579
(32) Priority Date :28/07/2010
(33) Name of priority country :U.S.A.
(86) International Application No :PCT/US2011/045427
Filing Date :26/07/2011
(87) International Publication No :WO 2012/015849
(61) Patent of Addition to Application Number :NA
Filing Date :NA
(62) Divisional to Application Number :NA
Filing Date :NA

(71)**Name of Applicant :**
1)QUALCOMM INCORPORATED
Address of Applicant :Attn: International IP Administration 5775 Morehouse Drive San Diego California 92121 U.S.A.
(72)**Name of Inventor :**
1)YAN Hongyan
2)SANKARANARAYANAN Janakiram Ganesh
3)ASURI Bhushan Shanti
4)KHATRI Himanshu
5)PANIKKATH Vinod V.

(57) Abstract :
In a first aspect an RF switch includes a main transistor and a gate to source shorting circuit. When the RF switch is turned off the gate to source shorting circuit is turned on to short the source and gate of the main transistor together thereby preventing a Vgs from developing that would cause the main transistor to leak. When the RF switch is turned on the gate to source shorting circuit is turned off to decouple the source from the gate. The gate is supplied with a digital logic high voltage to turn on the main transistor. In a second aspect an RF switch includes a main transistor that has a bulk terminal. When the RF switch is turned off the bulk is connected to ground through a high resistance. When the RF switch is turned on the source and bulk are shorted together thereby reducing the threshold voltage of the main transistor.

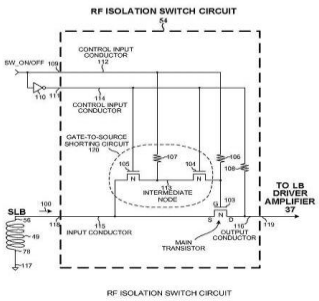

RF ISOLATION SWITCH CIRCUIT
FIG. 7

No. of Pages : 46 No. of Claims : 37

(12) PATENT APPLICATION PUBLICATION
(19) INDIA
(22) Date of filing of Application :30/01/2013
(21) Application No.743/CHENP/2013 A
(43) Publication Date : 20/05/2016

(54) Title of the invention : SHORT AND D AMINO ACID CONTAINING POLYPEPTIDES FOR THERAPEUTIC CONJUGATES AND USES THEREOF

(51) International classification :C07K7/06,A61K38/16,A61K47/48
(31) Priority Document No :61/361305
(32) Priority Date :02/07/2010
(33) Name of priority country :U.S.A.
(86) International Application No :PCT/CA2011/050408
Filing Date :04/07/2011
(87) International Publication No :WO 2012/000118
(61) Patent of Addition to Application Number :NA
Filing Date :NA
(62) Divisional to Application Number :NA
Filing Date :NA

(71)**Name of Applicant :**
1)ANGIOCHEM INC.
Address of Applicant :201 President Kennedy Avenue Suite PK R220 Montral Qubec H2X 3Y7 Canada
(72)**Name of Inventor :**
1)CASTAIGNE Jean Paul
2)DEMEULE Michel
3)CHE Christian
4)THIOT Carine
5)PESLHERBE Laurence

(57) Abstract :
The present invention relates to short polypeptides (e.g. fewer than 19 amino acids in length) and longer polypeptides (e.g. 19 or more amino acids in length) having one or more D amino acids as targeting moieties. These polypeptides when conjugated to agents (e.g. therapeutic agents or transport vectors) are capable of transporting the agents across the BBB or into particular cell types. In particular the short polypeptides can include one or more D amino acids. These compounds are therefore particularly useful in the treatment of neurological diseases or diseases associated with particular cell types organs or tissues.

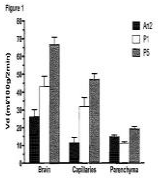

No. of Pages : 141 No. of Claims : 75

(12) PATENT APPLICATION PUBLICATION
(19) INDIA
(22) Date of filing of Application :24/01/2013
(21) Application No.621/CHENP/2013 A
(43) Publication Date : 20/05/2016

(54) Title of the invention : MPO TYPE CONNECTOR WITH REDUCED OFF CENTER LOADING

(51) International classification :G02B6/38
(31) Priority Document No :61/360240
(32) Priority Date :30/06/2010
(33) Name of priority country :U.S.A.
(86) International Application No :PCT/US2011/042485
Filing Date :30/06/2011
(87) International Publication No :WO 2012/003253
(61) Patent of Addition to Application Number :NA
Filing Date :NA
(62) Divisional to Application Number :NA
Filing Date :NA

(71)**Name of Applicant :**
1)PANDUIT CORP.
Address of Applicant :18900 Panduit Drive Tinley Park IL 60487 U.S.A.
(72)**Name of Inventor :**
1)KWASNY Joel D.

(57) Abstract :
This application describes an MPO type connector with an internal assembly having a pin clamp (110) ferrule (112) and fiber array. The pin clamp that has a pair of contact surfaces (118) abutting the ferrule. The contact surfaces are located along the mid point of the height of the ferrule on either side of and proximate to the fiber array.

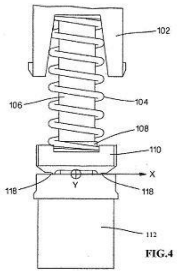

FIG.4

No. of Pages : 20 No. of Claims : 16

(12) PATENT APPLICATION PUBLICATION
(19) INDIA
(22) Date of filing of Application :28/01/2013
(21) Application No.647/CHENP/2013 A
(43) Publication Date : 20/05/2016

(54) Title of the invention : RADIAL VIBRATIONAL APPARATUS

(51) International classification :E21B1/22,E21B6/00,E21B7/24
(31) Priority Document No :586560
(32) Priority Date :01/07/2010
(33) Name of priority country :New Zealand
(86) International Application No :PCT/NZ2011/000123
Filing Date :29/06/2011
(87) International Publication No :WO 2012/002827
(61) Patent of Addition to Application Number :NA
Filing Date :NA
(62) Divisional to Application Number :NA
Filing Date :NA

(71)**Name of Applicant :**
1)FLEXIDRILL LIMITED
Address of Applicant :220 Lake Road Takapuna North Shore City New Zealand
(72)**Name of Inventor :**
1)POWELL Peter Evan
2)GREENWOOD Roland
3)SISSON Danny

(57) Abstract :
A vibrational apparatus for a downhole assembly comprising first and second assemblies each of the said assemblies having magnetic arrays around a common axis wherein a fluid feed or other suitable drive causses a relative rotation between the assemblies which relative rotation generates a vibration resulting in interactions between the magnetic arrays thereby causing a reciprocating rectilinear movement of the assemblies along or parallel to the common axis.

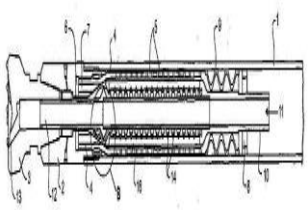

FIGURE 1

No. of Pages : 40 No. of Claims : 26

(12) PATENT APPLICATION PUBLICATION
(19) INDIA
(22) Date of filing of Application :28/01/2013
(21) Application No.660/CHENP/2013 A
(43) Publication Date : 20/05/2016

(54) Title of the invention : AERATION DEVICE AND SEAWATER FLUE GAS DESULFURIZATION DEVICE PROVIDED WITH SAME

(51) International classification :C02F1/20,C02F3/20
(31) Priority Document No :2010-229119
(32) Priority Date :08/10/2010
(33) Name of priority country :Japan
(86) International Application No :PCT/JP2010/071032
Filing Date :25/11/2010
(87) International Publication No :WO 2012/046355 A1
(61) Patent of Addition to Application Number :NA
Filing Date :NA
(62) Divisional to Application Number :NA
Filing Date :NA

(71)**Name of Applicant :**
1)MITSUBISHI HITACHI POWER SYSTEMS, LTD
Address of Applicant :3-1, Minatomirai 3-Chome, Nishi-ku, Yokohama-220-8401 Japan
(72)**Name of Inventor :**
1)SONODA Keisuke
2)NAGAO Shozo

(57) Abstract :
An aeration device is immersed in water to be treated and generates fine bubbles in the water to be treated said aeration device being provided with: an aeration nozzle (123) provided with an air supply pipe that supplies air via a discharge means an introduction section that introduces air (122) supplied from an opening (15a) of a header (15) linked to the air supply pipe and a support body that extends from the introduction section and that is covered with an air dispersing membrane having a plurality of slits through which the air (122) is discharged to the outside; a water introduction means that introduces water to the header via the air supply pipe; and an atomizer section (25) that atomizes introduced water (141) by way of the air (122) supplied from the opening (15a) of the header. The aeration device discharges water mist (141a) atomized by the atomization section (25) to the outside as the water mist passes through the slits with the air (122).

No. of Pages : 35 No. of Claims : 8

(12) PATENT APPLICATION PUBLICATION
(19) INDIA
(22) Date of filing of Application :29/01/2013
(21) Application No.717/CHENP/2013 A
(43) Publication Date : 20/05/2016

(54) Title of the invention : FRICTION STIR WELDING DEVICE

(51) International classification :B23K20/12
(31) Priority Document No :2011-033503
(32) Priority Date :18/02/2011
(33) Name of priority country :Japan
(86) International Application No :PCT/JP2011/062213
Filing Date :27/05/2011
(87) International Publication No :WO 2012/111181 A1
(61) Patent of Addition to Application Number :NA
Filing Date :NA
(62) Divisional to Application Number :NA
Filing Date :NA

(71)**Name of Applicant :**
1)MITSUBISHI HEAVY INDUSTRIES LTD.
Address of Applicant :16 5 Konan 2 chome Minato ku Tokyo 1088215 Japan
(72)**Name of Inventor :**
1)KATO Yoshinori
2)FURUTATE Satoshi
3)KINOSHITA Toshiyuki

(57) Abstract :
A friction stir welding device (1) is equipped with: a work arrangement part (2) on which the work (W) is arranged; a main body part (3) provided on the surface (W4) side of the work (W) arranged on the work arrangement part (2); a tool holding part (4) that holds a tool (100) and is provided on the main body part (3) so as to be capable of advancing and retracting in the work facing direction (Z) which is the direction of approach and separation with respect to the work (W) arranged on the work arrangement part (2); and a support part (5) which is provided so as to satisfy a prescribed relative positional relationship in the work facing direction (Z) with respect to a first shoulder surface of the tool (100) attached to the tool holding part (4) and which supports the tool holding part (4) above the surface (W4) of the work (W) arranged on the work arrangement part (2).

FIG .1

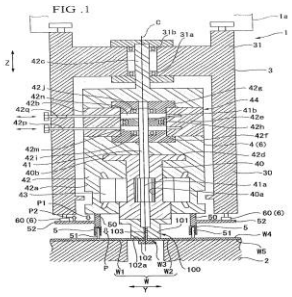

No. of Pages : 33 No. of Claims : 6

(12) PATENT APPLICATION PUBLICATION
(19) INDIA
(22) Date of filing of Application :30/01/2013

(21) Application No.750/CHENP/2013 A
(43) Publication Date : 20/05/2016

(54) Title of the invention : LOCATION AWARE MOBILE CONNECTIVITY AND INFORMATION EXCHANGE SYSTEM

(51) International classification :G06F9/00
(31) Priority Document No :61/360564
(32) Priority Date :01/07/2010
(33) Name of priority country :U.S.A.
(86) International Application No :PCT/IB2011/052835
Filing Date :28/06/2011
(87) International Publication No :WO 2012/001624
(61) Patent of Addition to Application Number :NA
Filing Date :NA
(62) Divisional to Application Number :NA
Filing Date :NA

(71)**Name of Applicant :**
1)BINENSTOCK Ishai
Address of Applicant :Zeelon 5 71708 Modiin Israel
(72)**Name of Inventor :**
1)BINENSTOCK Ishai

(57) Abstract :
A computer platform and method for managing secure data transactions between user accounts on a server based on the respective locations of mobile user devices related to the user accounts where the user devices create a secured mobile communication cloud between themselves to ensure secure data communications.

Figure 4

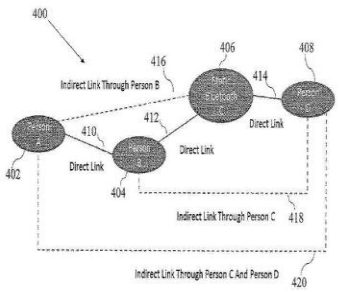

No. of Pages : 37 No. of Claims : 28

(12) PATENT APPLICATION PUBLICATION
(19) INDIA
(22) Date of filing of Application :28/01/2013
(21) Application No.641/CHENP/2013 A
(43) Publication Date : 20/05/2016

(54) Title of the invention : ELASTOMER MODIFIED CROSSLINKED EPOXY VINYL ESTER PARTICLES AND METHODS FOR MAKING AND USING THE SAME

(51) International classification :C09K8/80,C09K8/62
(31) Priority Document No :61/368,792
(32) Priority Date :29/07/2010
(33) Name of priority country :U.S.A.
(86) International Application No :PCT/US2011/045450
Filing Date :27/07/2011
(87) International Publication No :WO 2012/015860 A1
(61) Patent of Addition to Application Number :NA
Filing Date :NA
(62) Divisional to Application Number :NA
Filing Date :NA

(71)**Name of Applicant :**
1)3M INNOVATIVE PROPERTIES COMPANY
Address of Applicant :3M Center Post Office Box 33427 Saint Paul Minnesota 55133 3427 U.S.A.
(72)**Name of Inventor :**
1)RULE Joseph D.
2)MALIK Mohit
3)FRANK Randy S.

(57) Abstract :
7A plurality of particles comprising an elastomer modified crosslinked aromatic epoxy vinyl ester polymer wherein a particle from the plurality of particles maintains at least 50 percent of its height under a pressure of 1.7 x 10 Pascals at a temperature of at least 150 °C is disclosed. Mixtures of the plurality of particles and other particles fluids containing the plurality of particles methods of making the plurality of particles and methods of fracturing a subterranean geological formation are also disclosed.

No. of Pages : 32 No. of Claims : 16

(12) PATENT APPLICATION PUBLICATION
(21) Application No.654/CHENP/2013 A
(19) INDIA
(22) Date of filing of Application :28/01/2013
(43) Publication Date : 20/05/2016

(54) Title of the invention : METHOD FOR PRODUCING COLD ROLLED STEEL SHEET COLD ROLLED STEEL SHEET AND VEHICLE MEMBER

(51) International classification :C23G1/08,B21B3/02,C21D9/46
(31) Priority Document No :2010193182
(32) Priority Date :31/08/2010
(33) Name of priority country :Japan
(86) International Application No :PCT/JP2011/069193
Filing Date :25/08/2011
(87) International Publication No :WO 2012/029632
(61) Patent of Addition to Application Number :NA
Filing Date :NA
(62) Divisional to Application Number :NA
Filing Date :NA

(71)**Name of Applicant :**
1)JFE STEEL CORPORATION
Address of Applicant :2 3 Uchisaiwai cho 2 chome Chiyoda ku Tokyo 1000011 Japan
(72)**Name of Inventor :**
1)MASUOKA Hiroyuki
2)ANDO Satoru
3)YAMAMOTO Shunsuke

(57) Abstract :
Provided is a method for producing a cold rolled steel sheet exhibiting excellent chemical conversion processability and corrosion resistance after coating in harsh corrosive environments such as in a warm salt water immersion test or a compound cyclic corrosion test by: pickling a cold rolled steel sheet preferably containing 0.5 to 3.0 mass % of Si and subjected to continuous annealing after being cold rolled and removing an Si containing oxide layer on the surface layer of the steel sheet; picking the cold rolled steel again; and restricting the surface coverage of an iron based oxide on the surface of the steel sheet to 40% or less and more preferably restricting the maximum thickness of the iron based oxide to 150 nm or less. Also provided are a cold rolled steel sheet produced by means of the aforementioned method and a vehicle member using said steel sheet.

No. of Pages : 50 No. of Claims : 14

(12) PATENT APPLICATION PUBLICATION
(21) Application No.708/CHENP/2013 A
(19) INDIA
(22) Date of filing of Application :29/01/2013
(43) Publication Date : 20/05/2016

(54) Title of the invention : METHOD FOR SCREENING FOR FEED WHICH ENABLES PRODUCTION OF MILK HAVING IMMUNOMODULATING ACTIVITY

(51) International classification	:C12Q1/68,A23C9/152,A23L1/29
(31) Priority Document No	:2011004090
(32) Priority Date	:12/01/2011
(33) Name of priority country	:Japan
(86) International Application No	:PCT/JP2012/050312
Filing Date	:11/01/2012
(87) International Publication No	:WO 2012/096272
(61) Patent of Addition to Application Number	:NA
Filing Date	:NA
(62) Divisional to Application Number	:NA
Filing Date	:NA

(71)**Name of Applicant :**
1)MORINAGA MILK INDUSTRY CO. LTD.
Address of Applicant :33 1 Shiba 5 chome Minato ku Tokyo 1088384 Japan
(72)**Name of Inventor :**
1)IZUMI Hirohisa
2)SHIMIZU Takashi
3)SEKINE Kazunori

(57) Abstract :
A feed or substance which enables the production of breast milk having an immunomodulating activity can be screened by identifying a feed or substance capable of increasing or decreasing the abundance of mRNA in milk wherein the identification is performed employing the correlation between the mRNA profile in milk of a mammal and a feed ingested by the mammal or a substance contained in the feed as a measure.

No. of Pages : 83 No. of Claims : 20

(12) PATENT APPLICATION PUBLICATION
(19) INDIA
(22) Date of filing of Application :29/01/2013

(21) Application No.724/CHENP/2013 A
(43) Publication Date : 20/05/2016

(54) Title of the invention : TIMING CONTROL IN A MULTI POINT HIGH SPEED DOWNLINK PACKET ACCESS NETWORK

(51) International classification :H04W
(31) Priority Document No :61/374201
(32) Priority Date :16/08/2010
(33) Name of priority country :U.S.A.
(86) International Application No :PCT/US2011/047978
Filing Date :16/08/2011
(87) International Publication No :WO 2012/024331
(61) Patent of Addition to Application Number :NA
Filing Date :NA
(62) Divisional to Application Number :NA
Filing Date :NA

(71)**Name of Applicant :**
1)QUALCOMM Incorporated
Address of Applicant :Attn: International IP Administration 5775 Morehouse Drive San Diego California 92121 U.S.A.
(72)**Name of Inventor :**
1)VITTHALADEVUNI Pavan Kumar
2)SUN Haitong
3)ZHANG Danlu
4)SAMBHWANI Sharad Deepak
5)HOU Jilei

(57) Abstract :
A method apparatus processing system and computer program product enable association of mis aligned subframes (802) (804) from a first and second downlink (1114) with one another such that a HARQ acknowledgment message (1116) including jointly encoded feedback for the respective subframes can be correctly interpreted by the corresponding cells. Here an RNC (1108) may provide an RRC message (1110) to the UE (1102) to associate particular subframes with one another. Further the RNC (1108) may provide NBAP messages (1112) to the cells (1104) (1106) transmitting the downlink signals so that the cells can associate the HARQ acknowledgment message (1116) with the appropriate subframe. Still further additional signaling provides for changing the set of associated subframes when needed due to a drift in the timing offset between cells.

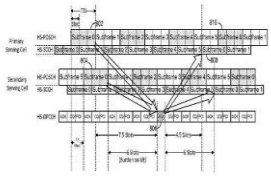

FIG. 8

No. of Pages : 61 No. of Claims : 48

(12) PATENT APPLICATION PUBLICATION
(19) INDIA
(22) Date of filing of Application :30/01/2013
(21) Application No.758/CHENP/2013 A
(43) Publication Date : 20/05/2016

(54) Title of the invention : COMBINATIONS COMPRISING ATYPICAL ANTIPSYCHOTICS AND TAAR1 AGONISTS

(51) International classification	:A61K31/00,A61K31/421,A61K31/422
(31) Priority Document No	:10171560.5
(32) Priority Date	:02/08/2010
(33) Name of priority country	:EPO
(86) International Application No	:PCT/EP2011/062772
Filing Date	:26/07/2011
(87) International Publication No	:WO 2012/016879
(61) Patent of Addition to Application Number	:NA
Filing Date	:NA
(62) Divisional to Application Number	:NA
Filing Date	:NA

(71)**Name of Applicant :**
1)F. HOFFMANN LA ROCHE AG
Address of Applicant :Grenzacherstrasse 124 CH 4070 Basel Switzerland
(72)**Name of Inventor :**
1)HOENER Marius
2)RAAB Susanne
3)RISTERUCCI Celine
4)SEWING Sabine

(57) Abstract :
The present invention relates to a pharmaceutical combination for the treatment of schizophrenia and acute manic episodes associated with bipolar disorders comprising a compound which is active on a trace amine associated receptor 1 (TAAR1 agonist) and an antipsychotic drug. It has surprisingly been found that such a combination can reduce metabolic side effects which appear if using an antipsychotic drug alone.

No. of Pages : 59 No. of Claims : 19

(12) PATENT APPLICATION PUBLICATION
(19) INDIA
(22) Date of filing of Application :21/01/2013

(21) Application No.469/CHENP/2013 A
(43) Publication Date : 20/05/2016

(54) Title of the invention : METHODS APPARATUSES AND COMPUTER PROGRAM PRODUCTS FOR PROVIDING A CONSTANT LEVEL OF INFORMATION IN AUGMENTED REALITY

(51) International classification :G06T15/20,G06F17/30,H04N5/272
(31) Priority Document No :12/827404
(32) Priority Date :30/06/2010
(33) Name of priority country :U.S.A.
(86) International Application No :PCT/FI2011/050119
Filing Date :10/02/2011
(87) International Publication No :WO 2012/001218
(61) Patent of Addition to Application Number :NA
Filing Date :NA
(62) Divisional to Application Number :NA
Filing Date :NA

(71)**Name of Applicant :**
1)NOKIA TECHNOLOGIES OY,
Address of Applicant :Finland, of Karaportti 3, FI-02610 Espoo, Finland. France
(72)**Name of Inventor :**
1)SANDBERG Jesper

(57) Abstract :
An apparatus for providing a constant level of information in an augmented reality environment may include a processor and memory storing executable computer program code that cause the apparatus to at least perform operations including determining a first number of points of interest associated with a first set of real world objects of a current location(s). The first set of real world objects is currently displayed. The computer program code may further cause the apparatus to determine whether the first number is below a predetermined threshold and may increase a view range of a device to display a second set of real world objects. The view range may be increased in order to increase the first number to a second number of points of interest that corresponds to the threshold based on determining that the first number is below the threshold. Corresponding methods and computer program products are also provided.



FIG. 8

No. of Pages : 45 No. of Claims : 20

(12) PATENT APPLICATION PUBLICATION
(19) INDIA
(22) Date of filing of Application :24/01/2013
(21) Application No.605/CHENP/2013 A
(43) Publication Date : 20/05/2016

(54) Title of the invention : LOW DENSITY WEB AND METHOD OF APPLYING AN ADDITIVE COMPOSITION THERETO

(51) International classification	:D06M15/227,D06M15/233,D06M15/263
(31) Priority Document No	:61/36,8116
(32) Priority Date	:27/07/2010
(33) Name of priority country	:U.S.A.
(86) International Application No Filing Date	:PCT/US2011/044451 :19/07/2011
(87) International Publication No	:WO 2012/015624 A1
(61) Patent of Addition to Application Number Filing Date	:NA :NA
(62) Divisional to Application Number Filing Date	:NA :NA

(71)**Name of Applicant :**
1)DOW GLOBAL TECHNOLOGIES LLC
Address of Applicant :2040 Dow Center Midland Michigan 48674 U.S.A.
(72)**Name of Inventor :**
1)QIN Jian
2)WALDROUP Donald E.
3)CALEWARTS Deborah Joy
4)COLMAN Charles W.
5)JURENA Jeffrey F.
6)STAGE Douglas W.
7)YOUNG Timothy J.
8)KOTOYE Femi
9)KALINOWSKI Matthew J.
10)STRANDBURG Gary M.

(57) Abstract :
Sheet like products such as tissue products made from a low density web are disclosed containing an additive composition. The additive composition for instance comprises an aqueous dispersion containing an alpha olefin polymer and an ethylene carboxylic acid copolymer. The additive composition may be applied to the surface of the web so that it does not thoroughly or even substantially penetrate the web. For instance the additive may be applied to one or both surfaces of the web by gravure printing press coating spraying or the like. The additive composition may improve the strength of the tissue web and/or improve the perceived softness of the web.

No. of Pages : 56 No. of Claims : 13

(12) PATENT APPLICATION PUBLICATION
(21) Application No.642/CHENP/2013 A
(19) INDIA
(22) Date of filing of Application :28/01/2013
(43) Publication Date : 20/05/2016

(54) Title of the invention : CROSSLINKED EPOXY VINYL ESTER PARTICLES AND METHODS FOR MAKING AND USING THE SAME

(51) International classification :C08J3/12,C08L63/02,C08L33/04
(31) Priority Document No :61/368792
(32) Priority Date :29/07/2010
(33) Name of priority country :U.S.A.
(86) International Application No :PCT/US2011/045444
Filing Date :27/07/2011
(87) International Publication No :WO 2012/015857
(61) Patent of Addition to Application Number :NA
Filing Date :NA
(62) Divisional to Application Number :NA
Filing Date :NA

(71)**Name of Applicant :**
1)3M INNOVATIVE PROPERTIES COMPANY
Address of Applicant :3M Center Post Office Box 33427 Saint Paul Minnesota 55133 3427 U.S.A.
(72)**Name of Inventor :**
1)RULE Joseph D.
2)NIELSEN Kent E.
3)LEWANDOWSKI Kevin M.
4)MALIK Mohit
5)FRANK Randy S.

(57) Abstract :
7A plurality of particles comprising a crosslinked aromatic epoxy vinyl ester polymer wherein a particle from the plurality of proppant particles swells not more than 20 percent by volume when submerged in toluene for 24 hours at 70 °C is disclosed. A plurality of particles comprising a crosslinked aromatic epoxy vinyl ester polymer wherein a particle from the plurality of particles maintains at least 75 percent of its height under a pressure of 1.7 x 10 Pascals up to at least 135 °C is also disclosed. Mixtures of the plurality of particles and other particles fluids containing the plurality of particles methods of making the plurality of particles and methods of fracturing a subterranean geological formation are also disclosed.

No. of Pages : 36 No. of Claims : 16

(12) PATENT APPLICATION PUBLICATION
(19) INDIA
(22) Date of filing of Application :28/01/2013
(21) Application No.680/CHENP/2013 A
(43) Publication Date : 20/05/2016

(54) Title of the invention : METHODS AND APPARATUSES FOR MOBILE STATION CENTRIC DETERMINATION OF POSITIONING ASSISTANCE DATA

(51) International classification :H04W4/04
(31) Priority Document No :61/369548
(32) Priority Date :30/07/2010
(33) Name of priority country :U.S.A.
(86) International Application No :PCT/US2011/045516
Filing Date :27/07/2011
(87) International Publication No :WO 2012/015906
(61) Patent of Addition to Application Number :NA
Filing Date :NA
(62) Divisional to Application Number :NA
Filing Date :NA

(71)**Name of Applicant :**
1)QUALCOMM INCORPORATED
Address of Applicant :5775 Morehouse Drive San Diego CA 92121 U.S.A.
(72)**Name of Inventor :**
1)GUPTA Rajarshi
2)GARIN Lionel James
3)KHORASHADI Behrooz

(57) Abstract :
Methods and apparatuses are provided which may be implemented in various devices to generate positioning assistance data and/or the like by mobile station with regard to at least one of a plurality of different indoor regions.

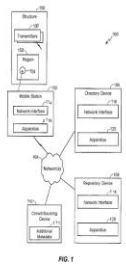

FIG. 1

No. of Pages : 32 No. of Claims : 24

(12) PATENT APPLICATION PUBLICATION
(19) INDIA
(22) Date of filing of Application :31/01/2013
(21) Application No.776/CHENP/2013 A
(43) Publication Date : 20/05/2016

(54) Title of the invention : ACTUATOR FOR AEROSOL CONTAINER

(51) International classification :B65D83/44,B05B11/00
(31) Priority Document No :2010-174321
(32) Priority Date :03/08/2010
(33) Name of priority country :Japan
(86) International Application No :PCT/JP2010/067407
Filing Date :05/10/2010
(87) International Publication No :WO 2012/017566 A1
(61) Patent of Addition to Application Number :NA
Filing Date :NA
(62) Divisional to Application Number :NA
Filing Date :NA

(71)**Name of Applicant :**
1)TOYO AEROSOL INDUSTRY CO. LTD.
Address of Applicant :18 1 Higashigotanda 2 chome Shinagawa ku Tokyo 1410022 Japan
(72)**Name of Inventor :**
1)HANAI Nobuyuki
2)OGATA Ken

(57) Abstract :
An actuator main body (41) is attached and secured in order to surround stems (15 15) of an aerosol container (11) and the actuator main body (41) is provided with a nozzle main body (42) wherein the nozzle main body (42) is provided with a plurality of independent communication paths (42a) respectively communicating with the stems an injection port (42b) arranged on one end and a fitting/connecting portion arranged on the other end to be connectable to the respective stems. A scraping/cleaning member (43) provided with a flow path portion (43d) for forming a flow path for a liquid content and a scraping unit (43e) for scraping the residual after the injection is attached to the nozzle main body (42) so that the scraping/cleaning member (43) can be inserted into or removed from the communication path of the nozzle main body (42) through the injection port and the scraping/cleaning member (43) is maintained by a maintaining means (44) at a scraping/cleaning position drawn out from the communication path. By drawing out the scraping/cleaning member (43) from the nozzle main body (42) and maintaining the member at the scraping/cleaning position the residual in the communication path can be scraped for cleaning and water is passed through the scraped portion to clean the communication path. On the other hand while the scraping/cleaning member is inserted the flow path can be obtained by a flow path portion and injection state can be maintained.

No. of Pages : 40 No. of Claims : 7

(12) PATENT APPLICATION PUBLICATION
(19) INDIA
(22) Date of filing of Application :24/01/2013
(21) Application No.616/CHENP/2013 A
(43) Publication Date : 20/05/2016

(54) Title of the invention : AUTOMATIC POINT WISE VALIDATION OF RESPIRATORY MOTION ESTIMATION

(51) International classification :G06T7/00,G06T7/20,G06T3/00
(31) Priority Document No :10169051.9
(32) Priority Date :09/07/2010
(33) Name of priority country :EPO
(86) International Application No :PCT/IB2011/052971
Filing Date :05/07/2011
(87) International Publication No :WO 2012/004742
(61) Patent of Addition to Application Number :NA
Filing Date :NA
(62) Divisional to Application Number :NA
Filing Date :NA

(71)**Name of Applicant :**
1)KONINKLIJKE PHILIPS ELECTRONICS N.V.
Address of Applicant :Groenewoudseweg 1 NL 5621 BA Eindhoven Netherlands
2)PHILIPS INTELLECTUAL PROPERTY & STANDARDS GMBH
(72)**Name of Inventor :**
1)KABUS Sven
2)KLINDER Tobias
3)LORENZ Cristian

(57) Abstract :
A system for validating motion estimation comprising a field unit (110) for obtaining a deformation vector field (DVF) estimating the motion by transforming a first image at a first phase of the motion into a second image at a second phase of the motion a metric unit (120) for computing a metric of a local volume change at a plurality of locations and a conformity unit(130) for computing a conformity measure based on the computed metric of the local volume change at the plurality of locations and a local property of the first or second image defined at the plurality of locations. Based on the value of the conformity measure the DFV estimating the motion is validated. Experiments show that the conformity measure based on the computed metric of a local volume change at a plurality of locations and the local property of the first or second image defined at the plurality of locations does not necessarily favor a large weight for the outer force to provide a more accurate registration. One reason for this observation may be that large deformations providing more accurate alignment often lead to deformations resulting in unreasonably large volume changes. DVFs comprising such deformations thus are more likely to be discarded by the system of the invention.



FIG. 2D

No. of Pages : 22 No. of Claims : 14

(12) PATENT APPLICATION PUBLICATION
(19) INDIA
(22) Date of filing of Application :24/01/2013

(21) Application No.629/CHENP/2013 A
(43) Publication Date : 20/05/2016

(54) Title of the invention : CODING OF INTER PREDICTION MODES AND OF REFERENCE PICTURE LIST INDEXES FOR VIDEO CODING

(51) International classification :H04N7/26,H04N7/50,H04N7/36
(31) Priority Document No :61/368529
(32) Priority Date :28/07/2010
(33) Name of priority country :U.S.A.
(86) International Application No :PCT/US2011/044732
Filing Date :20/07/2011
(87) International Publication No:WO 2012/015650
(61) Patent of Addition to Application Number :NA
Filing Date :NA
(62) Divisional to Application Number :NA
Filing Date :NA

(71)**Name of Applicant :**
1)QUALCOMM INCORPORATED
Address of Applicant :5775 Morehouse Drive San Diego CA 92121 U.S.A.
(72)**Name of Inventor :**
1)CHIEN Wei jung
2)CHEN Peisong
3)WANG Xianglin
4)KARCZEWICZ Marta
5)CHEN Ying
6)COBAN Muhammed Z.

(57) Abstract :
This disclosure relates to techniques for reducing a cost of coding prediction information in video coding. Video blocks in a generalized P/B (GPB) frame are encoded using up to two motion vectors calculated from reference pictures in two separate reference picture lists that are identical. When one of the reference picture lists is preferred over the other reference picture list the preferred reference picture list may be used for unidirectional prediction by default. When a GPB frame is enabled such that the first and second reference picture lists are identical either of the first and second reference picture lists may be used for unidirectional prediction. The techniques include coding one or more syntax elements indicating that a video block is coded using one of the unidirectional prediction mode with respect to a reference picture in a reference picture list and the bidirectional prediction mode using less than two bits.

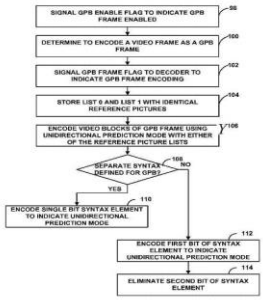

No. of Pages : 78 No. of Claims : 48

(12) PATENT APPLICATION PUBLICATION
(19) INDIA
(22) Date of filing of Application :29/01/2013
(21) Application No.727/CHENP/2013 A
(43) Publication Date : 20/05/2016

(54) Title of the invention : LAMINATE FILM

(51) International classification :B32B27/00,B32B27/34
(31) Priority Document No :2010176284
(32) Priority Date :05/08/2010
(33) Name of priority country :Japan
(86) International Application No :PCT/JP2011/066995
Filing Date :26/07/2011
(87) International Publication No :WO 2012/017866
(61) Patent of Addition to Application Number :NA
Filing Date :NA
(62) Divisional to Application Number :NA
Filing Date :NA

(71)**Name of Applicant :**
1)MITSUBISHI GAS CHEMICAL COMPANY INC.
Address of Applicant :5 2 Marunouchi 2 chome Chiyoda ku Tokyo 1008324 Japan
(72)**Name of Inventor :**
1)MATSUMOTO Nobuhiko
2)HONDA Eiichi
3)OKADA Kana

(57) Abstract :
The invention provides a laminate film that has gas barrier properties and includes an adhesive coating layer comprising a polyamine resin the adhesive coating layer being of a one pack type and having excellent adhesiveness to various substrates. The laminate film has at least a substrate the adhesive coating layer and a sealant layer laminated in the stated order and is characterized in that the adhesive coating that forms the adhesive coating layer includes a polyamine resin the polyamine resin contains at least 40 wt% of a skeletal structure represented by formula (1) and the polyamine resin contains 2.0-20 mol% of metal atoms relative to nitrogen atoms included in the polyamine resin.

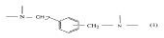

No. of Pages : 51 No. of Claims : 8

(12) PATENT APPLICATION PUBLICATION
(19) INDIA
(22) Date of filing of Application :31/01/2013
(21) Application No.780/CHENP/2013 A
(43) Publication Date : 20/05/2016

(54) Title of the invention : CONTINUOUS KNEADING MACHINE AND KNEADING METHOD

(51) International classification :B29B7/46
(31) Priority Document No :2010-176288
(32) Priority Date :05/08/2010
(33) Name of priority country :Japan
(86) International Application No :PCT/JP2011/004247
Filing Date :27/07/2011
(87) International Publication No :WO 2012/017619 A1
(61) Patent of Addition to Application Number :NA
Filing Date :NA
(62) Divisional to Application Number :NA
Filing Date :NA

(71)**Name of Applicant :**
1)KABUSHIKI KAISHA KOBE SEIKO SHO (KOBE STEEL, LTD.)
Address of Applicant :10 26 Wakinohama cho 2 chome Chuo ku Kobe shi Hyogo 6518585 Japan
(72)**Name of Inventor :**
1)YAMAGUCHI Kazuo
2)UDA Takaya
3)KURODA Yoshinori
4)FUKUI Tsugushi

(57) Abstract :
Provided are a continuous kneading machine and kneading method with which it is possible to reliably and efficiently knead a material having a large difference in viscosity between the dispersed phase and the matrix phase. A continuous kneading machine (1) is provided with a hollow barrel (3) and a pair of kneading rotors (2 2) that are accommodated in the barrel (3) and rotate in mutually different directions. Each of the kneading rotors (2) has a kneading part (8) that comprises a plurality of kneading flights (7) formed around the central axis of the kneading rotor (2) and protruding radially outward. Both kneading rotors (2 2) are disposed in a manner such that the axial distance between the kneading rotors (2 2) is smaller than the external rotation diameter of the kneading flights (7). The minimum clearance between the kneading parts (8 8) in each rotation phase of the kneading rotors (2 2) in a cross section perpendicular to the axial direction of both kneading rotors (2 2) is defined as an inter rotor clearance (CR) and the inter rotor clearance (CR) serves as a space in which an extension flow can be generated in a material passing through the inter rotor clearance (CR).

No. of Pages : 51 No. of Claims : 14

(12) PATENT APPLICATION PUBLICATION
(19) INDIA
(22) Date of filing of Application :24/01/2013
(21) Application No.602/CHENP/2013 A
(43) Publication Date : 20/05/2016

(54) Title of the invention : METHOD AND APPARATUS FOR THE ENDOLUMINAL DELIVERY OF INTRAVASCULAR DEVICES

(51) International classification	:A61M25/10,A61M25/01,A61M25/088
(31) Priority Document No	:61/359242
(32) Priority Date	:28/06/2010
(33) Name of priority country	:U.S.A.
(86) International Application No	:PCT/US2011/042252
Filing Date	:28/06/2011
(87) International Publication No	:WO 2012/006124
(61) Patent of Addition to Application Number	:NA
Filing Date	:NA
(62) Divisional to Application Number	:NA
Filing Date	:NA

(71)**Name of Applicant :**
1)COLIBRI HEART VALVE LLC
Address of Applicant :2150 W. 6th Ave Suite M. Broomfield CO 80020 U.S.A.
(72)**Name of Inventor :**
1)FISH David R.

(57) Abstract :
A dual balloon delivery catheter system includes a carrier segment that is a lead/carrier balloon or mandrel at a distal portion of a catheter. The carrier segment is sequentially arrayed with a more proximally positioned delivery segment wherein the delivery segment is a delivery balloon or mandrel. The first carrier segment expands the stent valve a sufficient amount to receive the delivery segment after the carrier segment is moved away from the sent valve. The delivery segment is then positioned at the target site and the stent valve is then deployed.

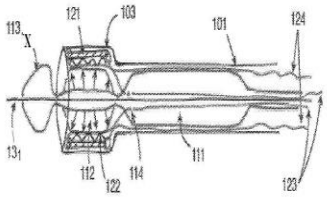

FIG. 4B

No. of Pages : 41 No. of Claims : 34

(12) PATENT APPLICATION PUBLICATION
(19) INDIA
(22) Date of filing of Application :28/01/2013
(21) Application No.664/CHENP/2013 A
(43) Publication Date : 20/05/2016

(54) Title of the invention : METHOD FOR INJECTING A FEED GAS STREAM INTO A VERTICALLY EXTENDED COLUMN OF LIQUID

(51) International classification :C12P7/06,C12P7/16,C12P7/54
(31) Priority Document No :12/826991
(32) Priority Date :30/06/2010
(33) Name of priority country :U.S.A.
(86) International Application No :PCT/US2011/042678
Filing Date :30/06/2011
(87) International Publication No :WO 2012/003376
(61) Patent of Addition to Application Number :NA
Filing Date :NA
(62) Divisional to Application Number :NA
Filing Date :NA

(71)**Name of Applicant :**
1)COSKATA ENERGY
Address of Applicant :4575 Weaver Parkway Suite 100 Warrenville IL 60555 U.S.A.
(72)**Name of Inventor :**
1)HICKEY Robert
2)NEVILLE Mark

(57) Abstract :
A process for conversion of syngas to liquid products that serve as surface acting agents uses the gas stream at a relatively low pressure to eliminate the use of a compressor. The process uses a liquid stream as the primary energy input to a gas injector that intensely mixes gas and the liquid with reduced compression costs while the presence of the liquid product maintains the gas liquid dispersion as it flows downward to build a static pressure head. The process lowers the required gas pressure by adjusting the elevation of the gas injector such that a conduit receives the gas liquid dispersion from the outlet of the injector and confines it as it travels downward to enter the bottom of a column of liquid. The liquid product provides a surface acting agent that prolongs the creation and duration of microbubbles in the gas liquid dispersion.

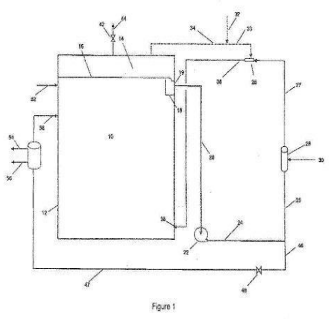

No. of Pages : 49 No. of Claims : 15

(12) PATENT APPLICATION PUBLICATION
(19) INDIA
(22) Date of filing of Application :30/01/2013

(21) Application No.738/CHENP/2013 A
(43) Publication Date : 20/05/2016

(54) Title of the invention : PARAMETER VALUE BINDING FOR MOBILE BUSINESS OBJECTS

(51) International classification :G06F15/16,G06F17/00
(31) Priority Document No :12/840239
(32) Priority Date :20/07/2010
(33) Name of priority country :U.S.A.
(86) International Application No :PCT/US2011/043833
Filing Date :13/07/2011
(87) International Publication No :WO 2012/012236
(61) Patent of Addition to Application Number :NA
Filing Date :NA
(62) Divisional to Application Number :NA
Filing Date :NA

(71)**Name of Applicant :**
1)SYBASE INC.
Address of Applicant :One Sybase Drive Building A. Sixth Floor Dublin CA 94568 U.S.A.
(72)**Name of Inventor :**
1)IRELAND Evan

(57) Abstract :
A system method and computer program product are provided for facilitating interaction between front end mobile business objects and back end enterprise information system data. The approaches described reduce the need for client visible parameters needed by the enterprise information system but that can be handled without being directly supplied by a developed of a client application on a mobile device interacting with the enterprise information system via a synchronization server.

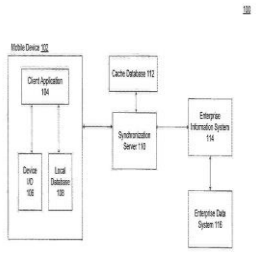

FIG. 1

No. of Pages : 39 No. of Claims : 17

(12) PATENT APPLICATION PUBLICATION
(19) INDIA
(22) Date of filing of Application :29/01/2013
(21) Application No.705/CHENP/2013 A
(43) Publication Date : 20/05/2016

(54) Title of the invention : BUSBAR UNIT

(51) International classification	:H02G3/16,H01H69/02,H01H85/11
(31) Priority Document No	:2010171821
(32) Priority Date	:30/07/2010
(33) Name of priority country	:Japan
(86) International Application No	:PCT/JP2011/066479
Filing Date	:20/07/2011
(87) International Publication No	:WO 2012/014753
(61) Patent of Addition to Application Number	:NA
Filing Date	:NA
(62) Divisional to Application Number	:NA
Filing Date	:NA

(71)**Name of Applicant :**
1)YAZAKI CORPORATION
Address of Applicant :4 28 Mita 1 chome Minato ku Tokyo 1088333 Japan
(72)**Name of Inventor :**
1)NOHARA Mami

(57) Abstract :
Disclosed is a busbar unit that increases production characteristics and that increases the reliability of the electrical connection between a plurality of busbars that connect with each other in order to supply power supplied from a battery to a plurality of loads. The busbar unit (1) is provided with: a first busbar (3) provided with a substrate section (31) to which first soluble sections (2A 2B) are provided and a first plate section (34) that extends from the aforementioned substrate section (31); a second busbar (4) provided with a substrate section (41) to which a second soluble section (2C) is provided and a second plate section (44) overlapping the aforementioned first plate section (34); and an insulating housing section that houses the plate sections (34 44) in a state wherein the plate sections (34 44) overlap each other. An affixing means (32) that affixes the first and second plate sections (34 44) in a manner so that the first and second plate sections (34 44) do not move in either the direction (Y) of the first and second plate sections (34 44) approaching each other or the direction (Z) of the first and second plate sections (34 44) overlapping is provided to the first plate section (34).

No. of Pages : 33 No. of Claims : 5

(12) PATENT APPLICATION PUBLICATION
(19) INDIA
(22) Date of filing of Application :31/01/2013
(21) Application No.774/CHENP/2013 A
(43) Publication Date : 20/05/2016

(54) Title of the invention : PHOTOELECTRIC CONVERSION ELEMENT AND SOLAR CELL COMPRISING SAME

(51) International classification :H01L31/04
(31) Priority Document No :2010-153648
(32) Priority Date :06/07/2010
(33) Name of priority country :Japan
(86) International Application No :PCT/JP2011/003814
Filing Date :04/07/2011
(87) International Publication No :WO 2012/004974 A1
(61) Patent of Addition to Application Number :NA
Filing Date :NA
(62) Divisional to Application Number :NA
Filing Date :NA

(71)**Name of Applicant :**
1)FUJIFILM CORPORATION
Address of Applicant :26 30 Nishiazabu 2 chome Minato ku Tokyo 1068620 Japan
(72)**Name of Inventor :**
1)KAWANO Tetsuo
2)YAMAMOTO Mayu

(57) Abstract :
Disclosed is a photoelectric conversion element which has high in plane uniformity of photoelectric conversion efficiency and comprises a buffer layer that is capable of generally uniformly covering a foundation layer. Specifically disclosed is a photoelectric conversion element (1) in which a lower electrode layer (20) a photoelectric conversion semiconductor layer (30) a buffer layer (40) and a light transmitting conductive layer (50) are sequentially laminated on a substrate (10) said photoelectric conversion semiconductor layer (30) containing as a main component at least one kind of compound semiconductor that has a chalcopyrite structure and is composed of a group Ib element a group IIIb element and a group VIb element. The photoelectric conversion element (1) is characterized in that the buffer layer (40) contains a ternary compound that is composed of a cadmium free metal oxygen and sulfur and the light transmitting conductive layer (50) side surface (40s) of the buffer layer (40) is provided with carbonyl ions (C).

FIG.1

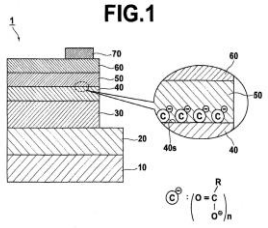

No. of Pages : 37 No. of Claims : 12

(12) PATENT APPLICATION PUBLICATION
(19) INDIA
(22) Date of filing of Application :30/01/2013
(21) Application No.753/CHENP/2013 A
(43) Publication Date : 20/05/2016

(54) Title of the invention : METHOD AND COMPUTER PROGRAM PRODUCTS FOR ENABLING SUPERVISION AND CONTROL OF A TECHNICAL SYSTEM

(51) International classification :G05B19/048,G06F3/048
(31) Priority Document No :10169503.9
(32) Priority Date :02/08/2010
(33) Name of priority country :EPO
(86) International Application No :PCT/EP2011/061563
Filing Date :08/07/2011
(87) International Publication No :WO 2012/016784
(61) Patent of Addition to Application Number :NA
Filing Date :NA
(62) Divisional to Application Number :NA
Filing Date :NA

(71)**Name of Applicant :**
1)ABB RESEARCH LTD
Address of Applicant :Affolternstrasse 44 CH 8050 Z¼rich Switzerland
(72)**Name of Inventor :**
1)TIMSJ– Susanne
2)OLAUSSON Martin

(57) Abstract :
The invention relates to a method for enabling supervision and control of a technical system the method being implemented in a supervisory control system (70) comprising a display unit (71). The display unit (71) displays an HMI display view (10) over a process application of the technical system the HMI display view (10) comprising one or more graphical process objects (21 22 23 24 25) representing physical process devices (11 12 13 14 15) of the process application of the technical system. The method comprises the steps of: providing (81) on the HMI display view (10) a visual reference (20); receiving (82) input signals indicating in the visual reference (20) a selection of one of the graphical process objects (13); and in response to receiving said input signals outputting (83) in the HMI display view (10) one or more lens views (31 32 33 34 35) each of the lens views (31 32 33 34 35) corresponding to a particular type of information or functionality relating to the selected graphical process object (21 22 23 24 25). The invention further relates to computer program products.

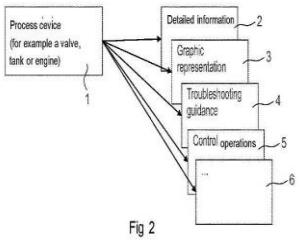

Fig 2

No. of Pages : 36 No. of Claims : 7

(12) PATENT APPLICATION PUBLICATION
(19) INDIA
(22) Date of filing of Application :16/01/2013

(21) Application No.379/CHENP/2013 A
(43) Publication Date : 20/05/2016

(54) Title of the invention : MULTI CHANNEL MULTI PORT MEMORY

(51) International classification :G06F13/16
(31) Priority Document No :12/823515
(32) Priority Date :25/06/2010
(33) Name of priority country :U.S.A.
(86) International Application No :PCT/US2011/041250
Filing Date :21/06/2011
(87) International Publication No :WO 2011/163229
(61) Patent of Addition to Application Number :NA
Filing Date :NA
(62) Divisional to Application Number :NA
Filing Date :NA

(71)**Name of Applicant :**
1)QUALCOMM Incorporated
Address of Applicant :Attn: International IP Administration 5775 Morehouse Drive San Diego CA 92121 U.S.A.
(72)**Name of Inventor :**
1)WANG Feng
2)GU Shiqun
3)NOWAK Matthew Michael

(57) Abstract :
A multi channel multi port memory is disclosed. In a particular embodiment the multi channel memory includes a plurality of channels responsive to a plurality of memory controllers. The multi channel memory may also include a first multi port multi bank structure accessible to a first set of the plurality of channels and a second multi port multi bank structure accessible to a second set of the plurality of channels.

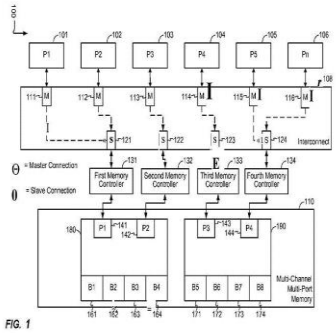

FIG. 1

No. of Pages : 36 No. of Claims : 46

(12) PATENT APPLICATION PUBLICATION
(19) INDIA
(22) Date of filing of Application :24/01/2013

(21) Application No.587/CHENP/2013 A
(43) Publication Date : 20/05/2016

(54) Title of the invention : COMPOUNDS FOR THE REDUCTION OF BETA AMYLOID PRODUCTION

(51) International classification	:C07D487/06,C07D487/16,C07D498/06
(31) Priority Document No	:61/364425
(32) Priority Date	:15/07/2010
(33) Name of priority country	:U.S.A.
(86) International Application No	:PCT/US2011/043628
Filing Date	:12/07/2011
(87) International Publication No	:WO 2012/009309
(61) Patent of Addition to Application Number	:NA
Filing Date	:NA
(62) Divisional to Application Number	:NA
Filing Date	:NA

(71)**Name of Applicant :**
1)BRISTOL MYERS SQUIBB COMPANY
Address of Applicant :P.O. Box 4000 Route 206 and ProvinceLine Road Princeton New Jersey 08543 4000 U.S.A.
(72)**Name of Inventor :**
1)BOY Kenneth M.
2)GUERNON Jason M.
3)MACOR John E.
4)THOMPSON III Lorin A.
5)WU Yong Jin
6)ZHANG Yunhui

(57) Abstract :
Compounds of the formula (I) are provided including pharmaceutically acceptable salts thereof: which modulate amyloid peptide (AP) production and are useful in the treatment of Alzheimer s Disease and other conditions affected by amyloid peptide (AP) production.

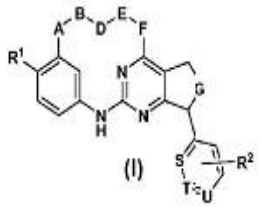

(I)

No. of Pages : 219 No. of Claims : 17

(12) PATENT APPLICATION PUBLICATION
(19) INDIA
(22) Date of filing of Application :28/01/2013
(21) Application No.661/CHENP/2013 A
(43) Publication Date : 20/05/2016

(54) Title of the invention : WATER COOLED SLIDING COMBUSTION GRATE HAVING A PARALLEL DRIVE

(51) International classification :F23H3/02
(31) Priority Document No :1258/10
(32) Priority Date :30/07/2010
(33) Name of priority country :Switzerland
(86) International Application No :PCT/CH2011/000169
Filing Date :21/07/2011
(87) International Publication No :WO 2012/012909 A2
(61) Patent of Addition to Application Number :NA
Filing Date :NA
(62) Divisional to Application Number :NA
Filing Date :NA

(71)**Name of Applicant :**
1)DOIKOS INVESTMENTS LTD.
Address of Applicant :27 Pier Road St. Helier Jersey JE4 8TZ U.K.
(72)**Name of Inventor :**
1)STIEFEL Martin

(57) Abstract :
The invention relates to a water cooled sliding combustion grate comprising a combination of movable grate plates (6) and stationary grate plates (5). Said grate plates (5 6) lie on top of each other in a step like manner and the movable grate plates (6) can be moved. The length of the grate plates (5 6) passing over the grate track width is more than 6 meters. The movable grate plates (6) are driven by one parallel drive each which comprises two separate drive units which can each move a respective end area of a movable grate plate (6) back and forth wherein the two drive units can be synchronized. In order to separate the primary air transversely over the grate track over a plurality of areas at least one partition can extend along the grate track under the grate. Each of said partitions is moved along with the lower faces of the grate plates (5 6) at the upper edge of said partitions so that said partitions are fully connected everywhere to the lower faces of the grate plates. Several primary air compartments can also be created in the grate track longitudinal direction by installing additional partitions perpendicularly to the partitions extending in the grate track longitudinal direction so that a matrix of primary air compartments is created.

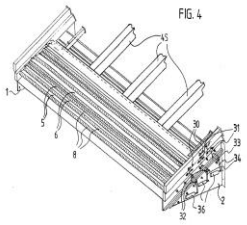

No. of Pages : 32 No. of Claims : 8

(12) PATENT APPLICATION PUBLICATION
(19) INDIA
(22) Date of filing of Application :28/01/2013
(21) Application No.688/CHENP/2013 A
(43) Publication Date : 20/05/2016

(54) Title of the invention : COPPER CONTAINING ZSM 34 OFF AND/OR ERI ZEOLITIC MATERIAL FOR SELECTIVE REDUCTION OF NOX

(51) International classification :B01J29/46,B01J29/56
(31) Priority Document No :10169676.3
(32) Priority Date :15/07/2010
(33) Name of priority country :EPO
(86) International Application No :PCT/IB2011/052980
Filing Date :05/07/2011
(87) International Publication No :WO 2012/007874
(61) Patent of Addition to Application Number :NA
Filing Date :NA
(62) Divisional to Application Number :NA
Filing Date :NA

(71)**Name of Applicant :**
1)BASF SE
Address of Applicant :67056 Ludwigshafen Germany
2)BASF (China) Company Limited
(72)**Name of Inventor :**
1)Bull Ivor
2)M¼ller Ulrich

(57) Abstract :
The present invention relates to a copper containing ZSM 34 OFF and/or ERI zeolitic material having a silica to alumina mole ratio ranging from about 4 to about 50 and a copper content reported as Cu O ranging from about 1 to about 10 wt. % based on the total weight of the cal cined zeolitic material and having an alkali metal content reported as the metal oxide ranging from about 0.7 to about 1.5 wt. % whereas the 750°C aged copper containing ZSM 34 OFF and/or ERI zeolitic materialexhibits NO conversion at 200°C of at least about 75 % and at 450°C of at least about 90 % measured at a gas hourly volume based space velocity of 30000 h under steady state conditions at maximum NH 3 slip conditions in a gas mixture of 500 ppm NO 500 ppm NH 3 10% O 2 5% H 2 O balance N

No. of Pages : 30 No. of Claims : 14

(12) PATENT APPLICATION PUBLICATION
(19) INDIA
(22) Date of filing of Application :29/01/2013
(21) Application No.723/CHENP/2013 A
(43) Publication Date : 20/05/2016

(54) Title of the invention : MEMBERSHIP TRACKING AND DATA EVICTION IN MOBILE MIDDLEWARE SCENARIOS

(51) International classification :G06F9/44,G06F17/30,G06F15/16
(31) Priority Document No :12/839843
(32) Priority Date :20/07/2010
(33) Name of priority country :U.S.A.
(86) International Application No :PCT/US2011/044250
Filing Date :15/07/2011
(87) International Publication No :WO 2012/012294
(61) Patent of Addition to Application Number :NA
Filing Date :NA
(62) Divisional to Application Number :NA
Filing Date :NA

(71)**Name of Applicant :**
1)SYBASE INC.
Address of Applicant :One Sybase Drive Building A Sixth Floor Dublin CA 94568 U.S.A.
(72)**Name of Inventor :**
1)CLEGG David
2)IRELAND Evan
3)BALAKRISHNAN Harikrishnan
4)PANDYA Hemal
5)ALBERTI Johannes

(57) Abstract :
Systems methods and computer program products are provided for ensuring coherency between user data in a client and their corresponding state in enterprise information systems (EIS) wherein data migrates and subscriptions change over time. A mobile business object (MBO) identifies an update to a subscription or a change in set membership in order to provide updates to a client device and EIS systems. Cached data is filtered for client device users who synchronize data they are interested in (i.e. subscribed to). In an embodiment the method keeps track of set membership by remembering on a per remote identifier/business object basis the set membership for a parent business object. When set membership changes the method sends delete notifications to the device to remove ex members. The method recognizes common relationship types in a business scenario and handles reference type relationships as well as containment type relationships. The methods include key tracking and membership tracking.



No. of Pages : 41 No. of Claims : 15

(12) PATENT APPLICATION PUBLICATION
(19) INDIA
(22) Date of filing of Application :30/01/2013

(21) Application No.740/CHENP/2013 A
(43) Publication Date : 20/05/2016

(54) Title of the invention : TECHNIQUES EMPLOYING FLITS FOR CLOCK GATING

(51) International classification :H04L12/12
(31) Priority Document No :12/833298
(32) Priority Date :09/07/2010
(33) Name of priority country :U.S.A.
(86) International Application No :PCT/US2011/043408
Filing Date :08/07/2011
(87) International Publication No :WO 2012/006557
(61) Patent of Addition to Application Number :NA
Filing Date :NA
(62) Divisional to Application Number :NA
Filing Date :NA

(71)**Name of Applicant :**
1)QUALCOMM INCORPORATED
Address of Applicant :Attn: International Ip Administration 5775 Morehouse Drive San Diego California 92121 U.S.A.
(72)**Name of Inventor :**
1)BHOJ Shilpa

(57) Abstract :
A method includes receiving data intended for a destination and sending a power flit to the destination via a route. The power flit wakes at least one component on the route. The method also includes sending the data as a data flit to the destination via the route after sending the power flit. The power flit can include a header indicating the destination and a source of the received data. The power flit can be formed by extracting destination data from the received data.

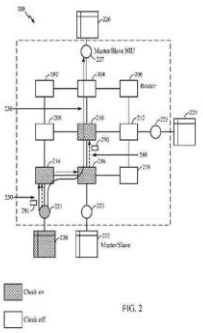

FIG. 2

No. of Pages : 18 No. of Claims : 20

(12) PATENT APPLICATION PUBLICATION
(19) INDIA
(22) Date of filing of Application :24/01/2013
(21) Application No.601/CHENP/2013 A
(43) Publication Date : 20/05/2016

(54) Title of the invention : DEVICE FOR EXTRACTING SHORT-CIRCUITING WEDGES WHEN SWITCHING IN AN ELECTROLYSIS CELL FOR THE PRODUCTION OF ALUMINUM

(51) International classification :C25C3/16,C25C7/00
(31) Priority Document No :10/02686
(32) Priority Date :28/06/2010
(33) Name of priority country :France
(86) International Application No :PCT/FR2011/000357
Filing Date :23/06/2011
(87) International Publication No :WO 2012/001242 A1
(61) Patent of Addition to Application Number :NA
Filing Date :NA
(62) Divisional to Application Number :NA
Filing Date :NA

(71)**Name of Applicant :**
1)RIO TINTO ALCAN INTERNATIONAL LIMITED
Address of Applicant :1188 Sherbrooke Street West Montreal Quebec H3A 3G2 Canada
(72)**Name of Inventor :**
1)BRUN Frdric
2)DESPINASSE Serge

(57) Abstract :
Extractor device (30) intended to extract a short circuiting block (20) that has been inserted between two conductors (24 and 25) to take an electrolysis cell (2) offline. The extractor device (30) comprises a gripper means (31) for gripping said block and at least one actuator (32) oriented vertically and comprising a body (320) and a piston with a piston rod (321) a) said body (or said rod) being secured to at least one horizontal bearing face (335) directed downwards and arranged in such a way that when said extractor device is positioned above said block in order to extract it the upper horizontal face (240 250) of each conductor (24 25) lies in line with a horizontal bearing face (335) b) said rod (or said body) being connected to said block gripping means (31) in such a way that when said actuator (32) is actuated to make it extract said block said actuator applies to said conductors and to said block opposing forces that have a tendency to part them.

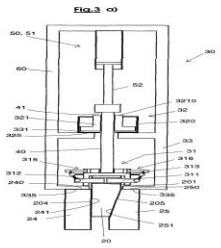

No. of Pages : 17 No. of Claims : 15

(12) PATENT APPLICATION PUBLICATION
(19) INDIA
(22) Date of filing of Application :28/01/2013

(21) Application No.639/CHENP/2013 A
(43) Publication Date : 20/05/2016

(54) Title of the invention : DEVICE AND METHOD FOR AUTOMATICALLY DISTRIBUTING PROMOTIONAL ITEMS

(51) International classification	:G06Q30/00,G07F17/16,G07F17/26
(31) Priority Document No	:KR 10-2010-0073540
(32) Priority Date	:29/07/2010
(33) Name of priority country	:Republic of Korea
(86) International Application No	:PCT/KR2010/008089
Filing Date	:16/11/2010
(87) International Publication No	:WO 2012/015104 A1
(61) Patent of Addition to Application Number	:NA
Filing Date	:NA
(62) Divisional to Application Number	:NA
Filing Date	:NA

(71)**Name of Applicant :**
1)HAN Sang Jin
Address of Applicant :#39 903 Hyundai Apt. Ogeum dong Songpa gu Seoul 138 740 Republic of Korea
(72)**Name of Inventor :**
1)HAN Sang Jin

(57) Abstract :
The present invention pertains to a device and a method for automatically distributing promotional items. The device for automatically distributing promotional items stores a plurality of promotional items and distributes the selected promotional items according to a demand by a user. The device includes: display and input means (12 13) for the display and the manipulation by a user; an access code recognition section (14) for recognizing an access code provided by the user; a memory (15) for storing reference data to be compared with the recognized access code; a promotional item storing section (18) and a promotional item output section (18 19) for storing and distributing the promotional items to the user; and a control section (11) that compares the reference data and the access code with each other which determines whether to distribute the promotion item selected by the user or not and controlling the respective sections according to the determination. The access code provided by the user which has been previously provided to a promotional item provider and represents a mark in which the user s personal information is coded and included. Therefore it is possible to obtain the personal information of a user while minimizing the risk of personal information exposure so that the information may be utilized in additional marketing or the like.

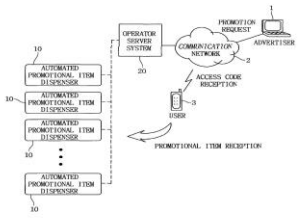

FIG. 2

No. of Pages : 30 No. of Claims : 19

(12) PATENT APPLICATION PUBLICATION
(19) INDIA
(22) Date of filing of Application :30/01/2013

(21) Application No.756/CHENP/2013 A
(43) Publication Date : 20/05/2016

(54) Title of the invention : CHEMICALLY SENSITIVE SENSOR WITH LIGHTLY DOPED DRAINS

(51) International classification :H01L21/00
(31) Priority Document No :61/361403
(32) Priority Date :03/07/2010
(33) Name of priority country :U.S.A.
(86) International Application No :PCT/US2011/042665
Filing Date :30/06/2011
(87) International Publication No :WO 2012/006222
(61) Patent of Addition to Application Number :NA
Filing Date :NA
(62) Divisional to Application Number :NA
Filing Date :NA

(71)**Name of Applicant :**
1)LIFE TECHNOLOGIES CORPORATION
Address of Applicant :5791 Van Allen Way Carlsbad California 92008 U.S.A.
(72)**Name of Inventor :**
1)FIFE Keith Glen

(57) Abstract :
A chemically sensitive sensor with a lightly doped region that affects an overlap capacitance between a gate and an electrode of the chemical sensitive sensor. The lightly doped region extends beneath and adjacent to a gate region of the chemical sensitive sensor. Modifying the gain of the chemically sensitive sensor is achieved by manipulating the lightly doped region under the electrodes.

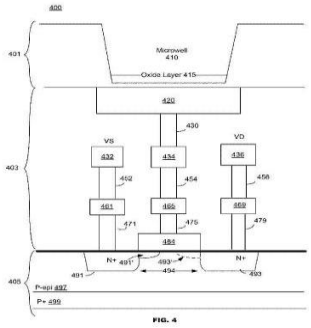

FIG. 4

No. of Pages : 26 No. of Claims : 23

(12) PATENT APPLICATION PUBLICATION
(19) INDIA
(22) Date of filing of Application :28/01/2013

(21) Application No.638/CHENP/2013 A
(43) Publication Date : 20/05/2016

(54) Title of the invention : AUTOFOCUS FOR STEREOSCOPIC CAMERA

(51) International classification	:H04N5/232,H04N13/02,H04N13/00
(31) Priority Document No	:61/371979
(32) Priority Date	:09/08/2010
(33) Name of priority country	:U.S.A.
(86) International Application No	:PCT/US2011/047126
Filing Date	:09/08/2011
(87) International Publication No	:WO 2012/021541
(61) Patent of Addition to Application Number	:NA
Filing Date	:NA
(62) Divisional to Application Number	:NA
Filing Date	:NA

(71)**Name of Applicant :**
1)QUALCOMM INCORPORATED
Address of Applicant :5775 Morehouse Drive San Diego CA 92121 U.S.A.
(72)**Name of Inventor :**
1)ATANASSOV Kalin M.
2)GOMA Sergiu R.
3)RAMACHANDRA Vikas

(57) Abstract :
Present embodiments contemplate systems apparatus and methods to determine an appropriate focal depth for a sensor based upon a pair of stereoscopic images. Particularly certain of the embodiments contemplate determining keypoints for each image identifying correlations between the keypoints and deriving object distances from the correlations. These distances may then be used to select a proper focal depth for one or more sensors.

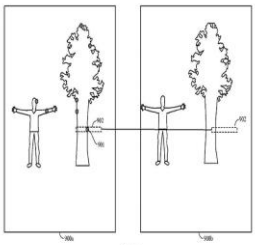

FIG. 9

No. of Pages : 34 No. of Claims : 38

(12) PATENT APPLICATION PUBLICATION
(19) INDIA
(22) Date of filing of Application :28/01/2013

(21) Application No.690/CHENP/2013 A
(43) Publication Date : 20/05/2016

(54) Title of the invention : SYSTEMS METHODS APPARATUS AND COMPUTER READABLE MEDIA FOR CODING OF HARMONIC SIGNALS

(51) International classification :G10L11/04,G10L19/08
(31) Priority Document No :61/369662
(32) Priority Date :30/07/2010
(33) Name of priority country :U.S.A.
(86) International Application No :PCT/US2011/045837
Filing Date :29/07/2011
(87) International Publication No :WO 2012/016110
(61) Patent of Addition to Application Number :NA
Filing Date :NA
(62) Divisional to Application Number :NA
Filing Date :NA

(71)**Name of Applicant :**
1)QUALCOMM INCORPORATED
Address of Applicant :Attn: International Ip Administration 5775 Morehouse Drive San Diego California 92121 U.S.A.
(72)**Name of Inventor :**
1)RAJENDRAN Vivek
2)DUNI Ethan R.
3)KRISHNAN Venkatesh
4)TAWARI Ashish

(57) Abstract :
A scheme for coding a set of transform coefficients that represent an audio frequency range of a signal uses a harmonic model to parameterize a relationship between the locations of regions of significant energy in the frequency domain.



FIG. 10A method MB100

No. of Pages : 74 No. of Claims : 48

(12) PATENT APPLICATION PUBLICATION
(19) INDIA
(22) Date of filing of Application :30/01/2013
(21) Application No.754/CHENP/2013 A
(43) Publication Date : 20/05/2016

(54) Title of the invention : ELECTRONIC DEVICE DISPLAY CONTROL METHOD AND PROGRAM

(51) International classification	:G06F3/048,H04N5/93,H04N13/04
(31) Priority Document No	:2010-262133
(32) Priority Date	:25/11/2010
(33) Name of priority country	:Japan
(86) International Application No	:PCT/JP2011/076263
Filing Date	:15/11/2011
(87) International Publication No	:WO 2012/070425 A1
(61) Patent of Addition to Application Number	:NA
Filing Date	:NA
(62) Divisional to Application Number	:NA
Filing Date	:NA

(71)**Name of Applicant :**
1)SHARP KABUSHIKI KAISHA
Address of Applicant :22 22 Nagaike cho Abeno ku Osaka shi Osaka 5458522 Japan
(72)**Name of Inventor :**
1)AKAGI Yoshitomo

(57) Abstract :
Provided is an electronic device that can simultaneously display the same content in two dimensions and in three dimensions. A flash memory of an electronic device (10) stores first image data for two dimensional display of content and second image data for three dimensional display of the content. The CPU of the electronic device (10) displays the content two dimensionally on a display of the electronic device (10) using the first image data. When the CPU receives an instruction for selecting the content displayed on the display the selected content is displayed three dimensionally on a display (2081) of a display device (20) using the second image data.

No. of Pages : 28 No. of Claims : 8

(12) PATENT APPLICATION PUBLICATION
(19) INDIA
(22) Date of filing of Application :31/01/2013
(21) Application No.770/CHENP/2013 A
(43) Publication Date : 20/05/2016

(54) Title of the invention : COMPOSITE MATERIAL MADE OF A MATERIAL CONTAINING CELLULOSE WITH PMMA AS A PLASTIC MATRIX USING DIFFERENT COUPLING COMPONENTS

(51) International classification :C08L33/12,C08L97/02
(31) Priority Document No :102010030926.5
(32) Priority Date :05/07/2010
(33) Name of priority country :Germany
(86) International Application No :PCT/EP2011/059006
Filing Date :01/06/2011
(87) International Publication No :WO 2012/004059
(61) Patent of Addition to Application Number :NA
Filing Date :NA
(62) Divisional to Application Number :NA
Filing Date :NA

(71)**Name of Applicant :**
1)EVONIK R–HM GMBH
Address of Applicant :Kirschenallee 64293 Darmstadt Germany
(72)**Name of Inventor :**
1)SCHTZ Carlo
2)ROTH Christian
3)CARLOFF R¼diger
4)SCHULTES Klaus
5)KHRENOV Victor
6)REINHEIMER Eric

(57) Abstract :
The invention relates to novel composite materials with improved mechanical properties and improved weathering resistance said composite materials being made of at least one material containing cellulose preferably wood and at least one plastic and to a method for producing said composite materials and for using same.

No. of Pages : 30 No. of Claims : 15

(12) PATENT APPLICATION PUBLICATION
(19) INDIA
(22) Date of filing of Application :30/01/2013
(21) Application No.760/CHENP/2013 A
(43) Publication Date : 20/05/2016

(54) Title of the invention : AUTOMATICALLY ADJUSTABLE PROTECTION DEVICE FOR A GRINDING WHEEL

(51) International classification :B24B49/00,B24B55/04
(31) Priority Document No :MI 2010 A 001458
(32) Priority Date :02/08/2010
(33) Name of priority country :Italy
(86) International Application No :PCT/EP2011/003190
Filing Date :29/06/2011
(87) International Publication No :WO 2012/016611
(61) Patent of Addition to Application Number :NA
Filing Date :NA
(62) Divisional to Application Number :NA
Filing Date :NA

(71)**Name of Applicant :**
1)TENOVA S.P.A.
Address of Applicant :via Monte Rosa 93 I 20149 Milano Italy
(72)**Name of Inventor :**
1)ANDERSSON Thomas
2)GIUCOLSI Massimiliano
3)ANZINI Matteo
4)GABOARDI Paolo

(57) Abstract :
A protection device for a grinding wheel comprising a containment structure equipped with an operating opening (22) for a grinding wheel (16) wherein said containment structure comprises a fixed portion (11) and a movable portion (12) which can be moved with respect to the fixed portion (11) by means of a motor (17) and which can be blocked with respect to the first fixed portion (11) by means of a magnetic blocking unit (19) the device also comprising a sensor (26) adapted to automatically detect the position of the movable portion (11) and control means (27) of the whole device also being envisaged.

Fig. 1

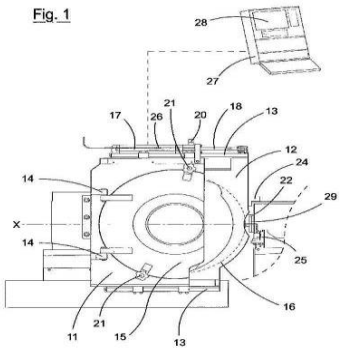

No. of Pages : 24 No. of Claims : 7

(12) PATENT APPLICATION PUBLICATION
(19) INDIA
(22) Date of filing of Application :31/01/2013
(21) Application No.778/CHENP/2013 A
(43) Publication Date : 20/05/2016

(54) Title of the invention : AERATION DEVICE SEAWATER FLUE GAS DESULFURIZATION DEVICE PROVIDED WITH SAME AND METHOD FOR OPERATING AERATION DEVICE

(51) International classification :C02F1/20,B01D19/00,B01D53/50
(31) Priority Document No :2011-011413
(32) Priority Date :21/01/2011
(33) Name of priority country :Japan
(86) International Application No :PCT/JP2011/054538
Filing Date :28/02/2011
(87) International Publication No :WO 2012/098695 A1
(61) Patent of Addition to Application Number :NA
Filing Date :NA
(62) Divisional to Application Number :NA
Filing Date :NA

(71)**Name of Applicant :**
1)MITSUBISHI HITACHI POWER SYSTEMS, LTD
Address of Applicant :3-1, Minatomirai 3-Chome, Nishi-ku, Yokohama-220-8401 Japan
(72)**Name of Inventor :**
1)SONODA Keisuke
2)NAGAO Shozo

(57) Abstract :
55This aeration device which is immersed in dilute used seawater (not in diagram) that is the water to be processed and which generates minute air bubbles in the dilute used seawater is equipped with: an air supply line (L) that supplies air (122) by means of blowers (four blowers in the present embodiment) (121A 121D) that are a discharge means; a pressure meter (125) that is provided within the air supply line (L); and an aeration nozzle (123) provided with an air diffusion membrane (11) having a slit whereby the air is supplied. When the air supply pressure resulting from the measurement by the pressure meter (125) exceeds a predetermined threshold freshwater (141) or water vapor is temporarily supplied to the air supply tube.

No. of Pages : 40 No. of Claims : 8

(12) PATENT APPLICATION PUBLICATION
(19) INDIA
(22) Date of filing of Application :23/01/2013

(21) Application No.557/CHENP/2013 A
(43) Publication Date : 20/05/2016

(54) Title of the invention : METHOD AND APPARATUS FOR A PAGED UPDATE PROTOCOL

(51) International classification :G06Q10/00
(31) Priority Document No :12/824971
(32) Priority Date :28/06/2010
(33) Name of priority country :U.S.A.
(86) International Application No :PCT/FI2011/050546
Filing Date :10/06/2011
(87) International Publication No :WO 2012/001229
(61) Patent of Addition to Application Number :NA
Filing Date :NA
(62) Divisional to Application Number :NA
Filing Date :NA

(71)**Name of Applicant :**
1)NOKIA TECHNOLOGIES OY
Address of Applicant :Karaportti 3, FI-02610 Espoo, Finland. Finland
(72)**Name of Inventor :**
1)GROSSE Alexander
2)SCHMIDT Andreas
3)WEIGEL Felix
4)CLEMENS Konstantin

(57) Abstract :
An approach is provided for providing an update feed to clients. An update document comprising one or more update statuses of one or more resources is generated. At least one of the one or more resources is identified using a respective obfuscation identifier. The update document is divided into one or more pages. The one or more pages are archived.

FIG. 3

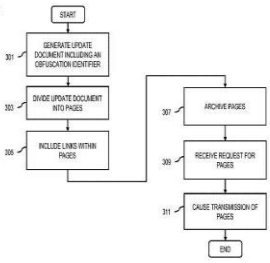

No. of Pages : 48 No. of Claims : 63

(12) PATENT APPLICATION PUBLICATION
(19) INDIA
(22) Date of filing of Application :24/01/2013
(21) Application No.580/CHENP/2013 A
(43) Publication Date : 20/05/2016

(54) Title of the invention : FRACTURING SYSTEM

(51) International classification :E21B43/10,E21B43/26
(31) Priority Document No :10167951.2
(32) Priority Date :30/06/2010
(33) Name of priority country :EPO
(86) International Application No :PCT/EP2011/061033
Filing Date :30/06/2011
(87) International Publication No :WO 2012/001118
(61) Patent of Addition to Application Number :NA
Filing Date :NA
(62) Divisional to Application Number :NA
Filing Date :NA

(71)**Name of Applicant :**
1)WELLTEC A/S
Address of Applicant :Gydevang 25 DK 3450 Aller¸d Denmark
(72)**Name of Inventor :**
1)HALLUNDB†K J¸rgen
2)HAZEL Paul

(57) Abstract :
The present invention relates to a fracturing system for fracturing a formation surrounding a well tubular structure comprising a tubular part to be mounted as a part of the well tubular structure the tubular part being made of metal an expandable sleeve made of metal the sleeve having a wall thickness and surrounding the tubular part a fastening means for connecting the sleeve with the tubular part and an aperture in the tubular part or the fastening means. Furthermore the invention relates to a fracturing method for fracturing a formation surrounding a well tubular structure.

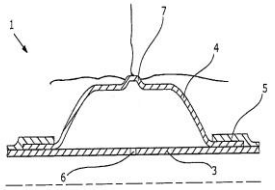

Fig. 5

No. of Pages : 24 No. of Claims : 15

(12) PATENT APPLICATION PUBLICATION
(19) INDIA
(22) Date of filing of Application :30/01/2013
(21) Application No.759/CHENP/2013 A
(43) Publication Date : 20/05/2016

(54) Title of the invention : GAS LIQUID CONTACTING PLATE GAS LIQUID CONTACTING LAMINATED BLOCK BODY GAS LIQUID CONTACTING LAMINATED STRUCTURE AND GAS PURIFICATION DEVICE

(51) International classification	:B01J19/32,B01D53/18,B01D53/38
(31) Priority Document No	:2010275119
(32) Priority Date	:09/12/2010
(33) Name of priority country	:Japan
(86) International Application No	:PCT/JP2011/078397
Filing Date	:08/12/2011
(87) International Publication No	:WO 2012/077747
(61) Patent of Addition to Application Number	:NA
Filing Date	:NA
(62) Divisional to Application Number	:NA
Filing Date	:NA

(71)**Name of Applicant :**
1)MITSUBISHI HEAVY INDUSTRIES LTD.
Address of Applicant :16 5 Konan 2 chome Minato ku Tokyo 1088215 Japan
2)KABUSHIKI KAISHA MEIJI GOMU KASEI
(72)**Name of Inventor :**
1)TSUJIUCHI Tatsuya
2)NAGAYASU Hiromitsu
3)TANAKA Hiroshi
4)HIRATA Takuya
5)FUJIKAWA Keiji
6)YOSHIYAMA Ryuji
7)SATO Yuichiro
8)NAKAGAWA Toyoshi
9)OISHI Tsuyoshi
10)OCHIAI Motomichi
11)SHIOYA Kei
12)ICHIKAWA Shunji
13)KOJIMA Akihiro

(57) Abstract :
The present invention provides a gas liquid contacting plate (10) wherein a treatment liquid (12) flows in the downward direction from the upper side of a substrate (11) a part of a gas (13) brought into contact with the treatment liquid (12) is absorbed by the treatment liquid (12) and the lower edge side of the substrate (11) has a saw teeth shaped section (14) having downward protruding saw teeth shaped portions at a predetermined interval pitch. Furthermore the substrate (11) is provided with a group (20) of liquid dispersing holes at predetermined intervals at a plurality of levels. The holes are arranged in a staggered manner.

No. of Pages : 41 No. of Claims : 12

(12) PATENT APPLICATION PUBLICATION
(19) INDIA
(22) Date of filing of Application :28/01/2013

(21) Application No.670/CHENP/2013 A
(43) Publication Date : 20/05/2016

(54) Title of the invention : METHODS AND SYSTEMS FOR INTERACTING WITH PROJECTED USER INTERFACE

(51) International classification :G06F3/01,G06F3/033,G06F3/048
(31) Priority Document No :12/837895
(32) Priority Date :16/07/2010
(33) Name of priority country :U.S.A.
(86) International Application No :PCT/US2011/034106
Filing Date :27/04/2011
(87) International Publication No :WO 2012/009039
(61) Patent of Addition to Application Number :NA
Filing Date :NA
(62) Divisional to Application Number :NA
Filing Date :NA

(71)**Name of Applicant :**
1)QUALCOMM Incorporated
Address of Applicant :Attn: International Ip Administration 5775 Morehouse Drive San Diego California 92121 U.S.A.
(72)**Name of Inventor :**
1)MARK John Liam

(57) Abstract :
Aspect methods and systems enable interaction with projected user interface through user input gestures performed on a mobile device. The mobile device may project the user interface image on an external surface such as from a pico projector and detect user input gestures performed by users. The mobile device may interpret the detected user input gestures and change the projected user interface image in response to the interpreted user input gestures. User input gestures may be in the form of touch gestures performed on a touchscreen of the mobile device and/or in the form of hand gestures performed by turning rotating and/or hoping the mobile device.

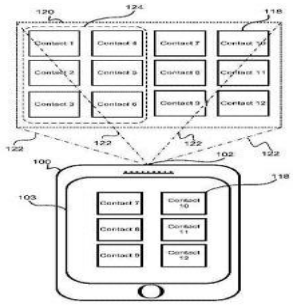

FIG. 1

No. of Pages : 86 No. of Claims : 39

(12) PATENT APPLICATION PUBLICATION
(19) INDIA
(22) Date of filing of Application :30/01/2013
(21) Application No.747/CHENP/2013 A
(43) Publication Date : 20/05/2016

(54) Title of the invention : METHOD FOR TRANSMISSION OF DATA IN A RADIO COMMUNICATION SYSTEM FIRST NETWORK NODE AND SECOND NETWORK NODE THEREOF

(51) International classification :H04L1/18
(31) Priority Document No :10305854.1
(32) Priority Date :02/08/2010
(33) Name of priority country :EPO
(86) International Application No :PCT/EP2011/058942
Filing Date :31/05/2011
(87) International Publication No :WO 2012/016727
(61) Patent of Addition to Application Number :NA
Filing Date :NA
(62) Divisional to Application Number :NA
Filing Date :NA

(71)**Name of Applicant :**
1)ALCATEL LUCENT
Address of Applicant :3 avenue Octave Grard F 75007 Paris France
(72)**Name of Inventor :**
1)BRAUN Volker
2)DOETSCH Uwe

(57) Abstract :
The invention relates to a method (MET1) for transmitting data from a first network node (BS) of a radio access network of a radio communication system to a second network node (MS) of the radio access network and wherein the method (MET1) comprises the steps of transmitting (M1/6) a first negative acknowledgement (N1) from the second network node (MS) if the second network node (MS) cannot recover error free first data (D1) the first data (D1) being data from a single data source of the radio access network or for a single data sink of the radio access network determining (M1 /11) a combination (COMB1) of the first data (D1) and of at least second data (D2) by applying a superposition of the first data (D1) and the at least second data (D2) the at least second data (D2) being further data from the single data source or for the single data sink and transmitting (M1/18) the combination (COMB1) to the second network node (MS). The method further relates to the first network node (BS) for use in the radio communication system and to the second network node (MS) for use in the radio communication system.

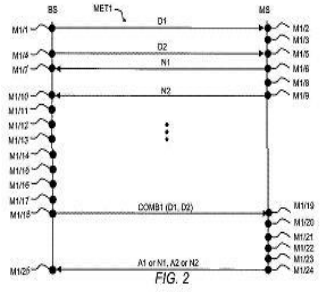

FIG. 2

No. of Pages : 70 No. of Claims : 15

(12) PATENT APPLICATION PUBLICATION
(19) INDIA
(22) Date of filing of Application :30/01/2013
(21) Application No.763/CHENP/2013 A
(43) Publication Date : 20/05/2016

(54) Title of the invention : MULTISTAGE COMPRESSED GAS ENGINE AND MOTOR VEHICLE

(51) International classification :F01D13/02,F01D1/02,F01D9/02
(31) Priority Document No :201010229032.0
(32) Priority Date :16/07/2010
(33) Name of priority country :China
(86) International Application No :PCT/CN2011/076345
Filing Date :24/06/2011
(87) International Publication No:WO 2012/006925
(61) Patent of Addition to Application Number :NA
Filing Date :NA
(62) Divisional to Application Number :NA
Filing Date :NA

(71)**Name of Applicant :**
1)CONG Yang
Address of Applicant :Flat 30C Block B Qing Tian Hua Ting Shang Bao Road Futian District Shenzhen Guangdong 518034 China
(72)**Name of Inventor :**
1)CONG Yang

(57) Abstract :
A multistage compressed gas engine includes impellers and at least one impeller chamber (103) arranged with the impellers. The impellers include a first impeller (104) and a second impeller (102). A plurality of working chambers (109 116) are formed between impeller teeth (115 110) on the circumference surfaces of the first and second impellers (104 102) and side plates (105 107 113) on both sides of the impeller teeth (115 110). A plurality of gas chambers which can seal an injected gas relatively are formed between the inner surface of the impeller chamber (103) and each working chamber (109 116). A first compressed gas injection inlet (106) and a first compressed gas ejection outlet (111) are disposed on the impeller chamber arranged with the first impeller (104) and a second compressed gas injection inlet (114) and a second compressed gas exhaust outlet (101) are disposed on the impeller chamber arranged with the second impeller (102). The first compressed gas ejection outlet (111) is communicated with the second compressed gas injection inlet (114). A motor vehicle arranged with above compressed gas engine is also provided.

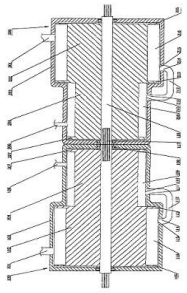

Fig. 4

No. of Pages : 29 No. of Claims : 20

(12) PATENT APPLICATION PUBLICATION
(21) Application No.735/CHENP/2013 A
(19) INDIA
(22) Date of filing of Application :30/01/2013
(43) Publication Date : 20/05/2016

(54) Title of the invention : AFFIXING FITTING FOR COMPONENT MOUNTED TO CIRCUIT BOARD

(51) International classification	:H01R12/57
(31) Priority Document No	:2010-173763
(32) Priority Date	:02/08/2010
(33) Name of priority country	:Japan
(86) International Application No	:PCT/JP2011/067628
Filing Date	:01/08/2011
(87) International Publication No	:WO 2012/017997 A1
(61) Patent of Addition to Application Number	:NA
Filing Date	:NA
(62) Divisional to Application Number	:NA
Filing Date	:NA

(71)**Name of Applicant :**
1)YAZAKI CORPORATION
Address of Applicant :4 28 Mita 1 chome Minato ku Tokyo 1088333 Japan
(72)**Name of Inventor :**
1)MURO Takashi

(57) Abstract :
The purpose of the present invention is to provide an affixing fitting that is for a component mounted to a circuit board and that is capable of exerting a high bonding strength by means of being capable of holding a sufficient quantity of solder at the entire surface of a solder bonding surface even if the surface area of a solder bonding plate does not change. The affixing fitting has: a solder bonding plate (11) that is soldered/affixed to the surface of the circuit board using cream solder; and a component affixing section (12) that is affixed to a connector that is to be mounted on the circuit board. V grooves (13) that by means of the capillary effect draw in cream solder applied of the surface of the circuit board are formed at the solder bonding surface at the bottom surface (11B) of the solder bonding plate (11) and a plurality of through holes (14) that interconnect with the tapered portion of the V grooves and that are capable of drawing in the cream solder by means of the capillary effect are pierced from the upper surface (11A) towards the bottom surface (11B) of the solder bonding plate (11) and spaced in the direction that the V grooves (13) extend.

No. of Pages : 21 No. of Claims : 3

(12) PATENT APPLICATION PUBLICATION
(19) INDIA
(22) Date of filing of Application :30/01/2013
(21) Application No.752/CHENP/2013 A
(43) Publication Date : 20/05/2016

(54) Title of the invention : BIFIDOBACTERIUM HAVING ACTIVITY OF REDUCING AMOUNT OF INTESTINAL PUTREFACTED SUBSTANCE

(51) International classification :C12N1/20,A23C9/127,A23L1/30
(31) Priority Document No :2010152962
(32) Priority Date :05/07/2010
(33) Name of priority country :Japan
(86) International Application No :PCT/JP2011/065350
Filing Date :05/07/2011
(87) International Publication No :WO 2012/005240
(61) Patent of Addition to Application Number :NA
Filing Date :NA
(62) Divisional to Application Number :NA
Filing Date :NA

(71)**Name of Applicant :**
1)MEIJI CO. LTD.
Address of Applicant :2 10 Shinsuna 1 chome Koto ku Tokyo 1368908 Japan
(72)**Name of Inventor :**
1)AMAFUJI Kimiko

(57) Abstract :
It becomes possible to reduce the amount of an intestinal putrefacted substance effectively by the efficient use of a highly safe and useful microorganism. Attention is focused on bifidobacteria which are believed to be predominant generally in a human living body (intestine) and the screening of bifidobacteria is carried out. As a result a bifidobacterium strain which has a potent indol amount reduction activity and of which the activity of reducing the amount of indoxyl sulfate in serum has been confirmed can be selected.

No. of Pages : 36 No. of Claims : 14

(12) PATENT APPLICATION PUBLICATION
(19) INDIA
(22) Date of filing of Application :24/01/2013
(21) Application No.594/CHENP/2013 A
(43) Publication Date : 20/05/2016

(54) Title of the invention : DIRECTIONAL CONTROL VALVE DEVICE

(51) International classification :F15B11/08,F15B11/00
(31) Priority Document No :2010202430
(32) Priority Date :23/08/2010
(33) Name of priority country :Japan
(86) International Application No :PCT/JP2011/004472
Filing Date :05/08/2011
(87) International Publication No :WO 2012/026075
(61) Patent of Addition to Application Number :NA
Filing Date :NA
(62) Divisional to Application Number :NA
Filing Date :NA

(71)**Name of Applicant :**
1)KOSMEK LTD.
Address of Applicant :1 5 Murotani 2 chome Nishi ku Kobe shi Hyogo 6512241 Japan
(72)**Name of Inventor :**
1)ARISATO Akira

(57) Abstract :
A directional control valve device is provided with a first control valve (11) which is switched between a first supply position (X1) and a first discharge position (Y1) and a second control valve (12) which is switched between a second discharge position (Y2) and a second supply position (X2). The directional control valve device is configured to allow the first control valve (11) of a first control mechanism (21) to switch to the first supply position (X1) when a second control mechanism (22) switches the second control valve (12) to the second discharge position (Y2). A check valve (31 32) is provided on at least one among the inside of the first control valve (11) in the first supply position (X1) and the space between the pressure port (P) and the first control valve (11). The pressure fluid supplied to the second control valve (12) in the second supply position (X2) switches the first control valve (11) to the first discharge position (Y1) via the first control mechanism (21) when the second control mechanism (22) switches the second control valve (12) to the second supply position (X2).

No. of Pages : 27 No. of Claims : 6

(12) PATENT APPLICATION PUBLICATION
(19) INDIA
(22) Date of filing of Application :30/01/2013
(21) Application No.765/CHENP/2013 A
(43) Publication Date : 20/05/2016

(54) Title of the invention : COMPOSITION FOR PREVENTION AND TREATMENT OF CONTACT LENS PAPILLARY CONJUNCTIVITIS AND ALLERGIC EYE DISEASE

(51) International classification :A61K31/164,A61P27/14
(31) Priority Document No :2010902954
(32) Priority Date :02/07/2010
(33) Name of priority country :Australia
(86) International Application No :PCT/AU2011/000827
Filing Date :01/07/2011
(87) International Publication No :WO 2012/000055
(61) Patent of Addition to Application Number :NA
Filing Date :NA
(62) Divisional to Application Number :NA
Filing Date :NA

(71)**Name of Applicant :**
1)BRIEN HOLDEN VISION INSTITUTE
Address of Applicant :Level 4 Rupert Myers Building Barker Street University of New South Wales Sydney New South Wales 2052 Australia
(72)**Name of Inventor :**
1)HOLDEN Brien Anthony

(57) Abstract :
The invention provides a use of panthenol or dexpanthenol in the prevention and/or treatment of contact lens papillary conjunctivitis in a subject. A contact lens care solution containing 0.001 to 10% by dry weight dexpanthenol is also provided.

No. of Pages : 24 No. of Claims : 15

(12) PATENT APPLICATION PUBLICATION
(19) INDIA
(22) Date of filing of Application :24/01/2013
(21) Application No.632/CHENP/2013 A
(43) Publication Date : 20/05/2016

(54) Title of the invention : OVERHEAD WIRE TRANSPORTATION SYSTEM AND CONTROL METHOD THEREFOR

(51) International classification :B60M3/02
(31) Priority Document No :2010172145
(32) Priority Date :30/07/2010
(33) Name of priority country :Japan
(86) International Application No :PCT/JP2011/067499
Filing Date :29/07/2011
(87) International Publication No :WO 2012/015042
(61) Patent of Addition to Application Number :NA
Filing Date :NA
(62) Divisional to Application Number :NA
Filing Date :NA

(71)**Name of Applicant :**
1)MITSUBISHI HEAVY INDUSTRIES LTD.
Address of Applicant :16 5 Konan 2 chome Minato ku Tokyo 1088215 Japan
(72)**Name of Inventor :**
1)TAKAO Kenji
2)MORITA Katsuaki

(57) Abstract :
A storage battery control device detects the value of a current sent to an overhead wire which indicates the total of the value of a current output by a storage battery and the value of a current output by a transformer substation and controls the charging or discharging of said storage battery in such a manner that when the detected value of the current sent to the overhead wire is less than a first threshold value the charging rate of the storage battery reaches a charging rate target value. Furthermore the storage battery control device controls the charging or discharging of said storage battery in such a manner that when the detected value of the current sent to the overhead wire is greater than the first threshold value the output voltage of the local device is maintained at a constant voltage.

FIG. 1

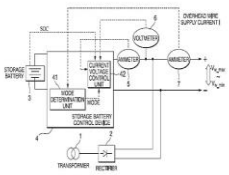

No. of Pages : 34 No. of Claims : 9

(12) PATENT APPLICATION PUBLICATION
(19) INDIA
(22) Date of filing of Application :28/01/2013

(21) Application No.683/CHENP/2013 A
(43) Publication Date : 20/05/2016

(54) Title of the invention : HYDROMETHANATION OF A CARBONACEOUS FEEDSTOCK

(51) International classification :C10L3/08
(31) Priority Document No :61/381525
(32) Priority Date :10/09/2010
(33) Name of priority country :U.S.A.
(86) International Application No :PCT/US2011/050962
Filing Date :09/09/2011
(87) International Publication No :WO 2012/033997
(61) Patent of Addition to Application Number :NA
Filing Date :NA
(62) Divisional to Application Number :NA
Filing Date :NA

(71)**Name of Applicant :**
1)GREATPOINT ENERGY INC.
Address of Applicant :222 Third Street Suite 2163 Cambridge MA 02142 U.S.A.
(72)**Name of Inventor :**
1)RAMAN Pattabhi K.
2)ROBINSON Earl T.
3)SIRDESHPANDE Avinash

(57) Abstract :
The present invention relates to processes for hydromethanating a carbonaceous feedstock to a fines depleted methane enriched synthesis gas with recycle of recovered particulate fines back into a specified portion of a hydromethanation reactor.

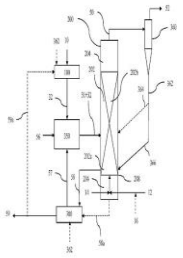

FIGURE 1

No. of Pages : 53 No. of Claims : 10

(12) PATENT APPLICATION PUBLICATION
(19) INDIA
(22) Date of filing of Application :30/01/2013
(21) Application No.744/CHENP/2013 A
(43) Publication Date : 20/05/2016

(54) Title of the invention : INNOVATIVE DISCOVERY OF THERAPEUTIC DIAGNOSTIC AND ANTIBODY COMPOSITIONS RELATED TO PROTEIN FRAGMENTS OF TYROSYL TRNA SYNTHETASES

(51) International classification :A61K38/16,A61K38/10,A61K38/08
(31) Priority Document No :61/377006
(32) Priority Date :25/08/2010
(33) Name of priority country :U.S.A.
(86) International Application No :PCT/US2011/049223
Filing Date :25/08/2011
(87) International Publication No :WO 2012/027611
(61) Patent of Addition to Application Number :NA
Filing Date :NA
(62) Divisional to Application Number :NA
Filing Date :NA

(71)**Name of Applicant :**
1)ATYR PHARMA INC.
Address of Applicant :3545 John Hopkins Court Suite #250 San Diego CA 92121 U.S.A.
2)PANGU BIOPHARMA LIMITED
(72)**Name of Inventor :**
1)GREENE Leslie Ann
2)CHIANG Kyle P.
3)HONG Fei
4)VASSEROT Alain P.
5)LO Wing Sze
6)WATKINS Jeffry D.
7)QUINN Cheryl L.
8)MENDLEIN John D.

(57) Abstract :
Provided are compositions comprising newly identified protein fragments of aminoacyl tRNA synthetases polynucleotides that encode them and complements thereof related agents and methods of use thereof in diagnostic drug discovery research and therapeutic applications.

No. of Pages : 237 No. of Claims : 132

(12) PATENT APPLICATION PUBLICATION
(19) INDIA
(22) Date of filing of Application :30/01/2013
(21) Application No.761/CHENP/2013 A
(43) Publication Date : 20/05/2016

(54) Title of the invention : RNA INTERFERENCE MEDIATED INHIBITION OF HEPATITIS B VIRUS (HBV) GENE EXPRESSION USING SHORT INTERFERING NUCLEIC ACID (SINA)

(51) International classification :C12N15/11,C07H21/04
(31) Priority Document No :61/374555
(32) Priority Date :17/08/2010
(33) Name of priority country :U.S.A.
(86) International Application No :PCT/US2011/047512
Filing Date :12/08/2011
(87) International Publication No :WO 2012/024170
(61) Patent of Addition to Application Number :NA
Filing Date :NA
(62) Divisional to Application Number :NA
Filing Date :NA

(71)**Name of Applicant :**
1)SIRNA THERAPEUTICS, INC
Address of Applicant :300 Third Street, Cambridge, Massachusetts 02142 U.S.A.
(72)**Name of Inventor :**
1)BARTZ Steve
2)BROWN Duncan
3)ROBINSON Michael

(57) Abstract :
The present invention relates to compounds compositions and methods for the study diagnosis and treatment of traits diseases and conditions that respond to the modulation of HBV gene expression and/or activity and/or modulate a HBV gene expression pathway. Specifically the invention relates to double stranded nucleic acid molecules including small nucleic acid molecules such as short interfering nucleic acid (siNA) short interfering RNA (siRNA) double stranded RNA (dsRNA) micro RNA (miRNA) and short hairpin RNA (shRNA) molecules that are capable of mediating or that mediate RNA interference (RNAi) against HBV gene expression.

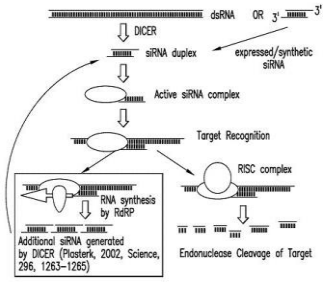

FIG.1

No. of Pages : 182 No. of Claims : 10

(12) PATENT APPLICATION PUBLICATION
(19) INDIA
(22) Date of filing of Application :31/01/2013
(21) Application No.779/CHENP/2013 A
(43) Publication Date : 20/05/2016

(54) Title of the invention : MULTI LAYER FILM DECORATIVE MOLDING FILM AND MOLDED BODY

(51) International classification :B32B27/30,B32B27/36
(31) Priority Document No :2010-175141
(32) Priority Date :04/08/2010
(33) Name of priority country :Japan
(86) International Application No :PCT/JP2011/067907
Filing Date :29/07/2011
(87) International Publication No :WO 2012/018099 A1
(61) Patent of Addition to Application Number :NA
Filing Date :NA
(62) Divisional to Application Number :NA
Filing Date :NA

(71)**Name of Applicant :**
1)TEIJIN CHEMICALS LTD.
Address of Applicant :2 1 Kasumigaseki 3 chome Chiyoda ku TOKYO 1000013 Japan
(72)**Name of Inventor :**
1)SHIBATA Junichi
2)NITTA Hideaki
3)MAEKAWA Shoichi

(57) Abstract :
Disclosed is a multi layer film with excellent transferability to a mold shape during thermoforming wherein the surface of the obtained molded body is not prone to uneven thickness wrinkles whitening or cracks. The disclosed multi layer film has a layer (A) containing a polycarbonate resin and polyester based thermoplastic elastomers and a layer (B) containing an acrylic resin wherein the layers (B) are laminated on at least one surface of the layers (A).

No. of Pages : 43 No. of Claims : 14

(12) PATENT APPLICATION PUBLICATION
(19) INDIA
(22) Date of filing of Application :30/01/2013

(21) Application No.732/CHENP/2013 A
(43) Publication Date : 20/05/2016

(54) Title of the invention : N ACYL AMINO ACID DERIVATIVES FOR TREATING SKIN CONDITIONS SUCH AS CELLULITE

(51) International classification :A61K31/20,A61K8/44
(31) Priority Document No :61/361179
(32) Priority Date :02/07/2010
(33) Name of priority country :U.S.A.
(86) International Application No :PCT/US2011/042123
Filing Date :28/06/2011
(87) International Publication No :WO 2012/003176
(61) Patent of Addition to Application Number :NA
Filing Date :NA
(62) Divisional to Application Number :NA
Filing Date :NA

(71)**Name of Applicant :**
1)HELIX BIOMEDIX INC.
Address of Applicant :22121 17th Avenue SE #112 Bothell Washington 98021 U.S.A.
(72)**Name of Inventor :**
1)FALLA Timothy J.
2)ZHANG Lijuan

(57) Abstract :
The invention relates to small molecules having biological and therapeutic activity. Particularly the invention relates to small molecules having lipolytic and anti adipogenic activity. Two examples of such molecules are 4 methyl 2 (octanoylamino) pentanoic acid and N isopentyloctanamide. The invention further relates to methods of preventing or treating skin conditions such as cellulite using small molecules having lipolytic and anti adipogenic activity.

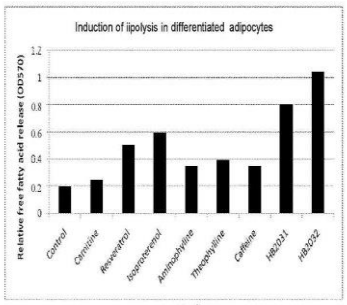

FIG. 4

No. of Pages : 34 No. of Claims : 19

(12) PATENT APPLICATION PUBLICATION
(19) INDIA
(22) Date of filing of Application :23/01/2013

(21) Application No.537/CHENP/2013 A
(43) Publication Date : 20/05/2016

(54) Title of the invention : COIL SPRING

(51) International classification :G01D5/00
(31) Priority Document No :2010150443
(32) Priority Date :30/06/2010
(33) Name of priority country :Japan
(86) International Application No :PCT/JP20 11/064484
Filing Date :23/06/2011
(87) International Publication No :W O 2012/002262
(61) Patent of Addition to Application Number :NA
Filing Date :NA
(62) Divisional to Application Number :NA
Filing Date :NA

(71)**Name of Applicant :**
1)Mitsubishi Steel Mfg. Co. Ltd.
Address of Applicant :2 22 Harumi 3 chome Chuo ku Tokyo 1048550 Japan
(72)**Name of Inventor :**
1)MATSUOTO Takayuki
2)MICHIBATA Kazuhisa
3)IEIRI Satoshi
4)YAJIMA Takashi

(57) Abstract :
Disclosed is a coil spring which comprises: an effective section (11) which functions as a spring when a load is applied in the coil axis direction end turn sections (12) which are formed at both ends of the effective section (11) and rising sections (13) formed between the effective section (11) and the end turn sections (12) with the rising sections (13) being formed such that when the pitch angle of the rising sections (13) is 1 and the pitch angle of the effective section (11) is 2 pitch angle 1 > pitch angle 2 in the case of at least one of the rising sections (13).

FIG.1

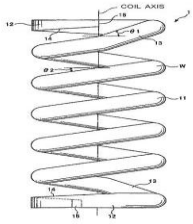

No. of Pages : 18 No. of Claims : 4

(12) PATENT APPLICATION PUBLICATION
(19) INDIA
(22) Date of filing of Application :23/01/2013

(21) Application No.549/CHENP/2013 A
(43) Publication Date : 20/05/2016

(54) Title of the invention : CONVERTER SYSTEM AND METHOD FOR OPERATING SUCH A CONVERTER SYSTEM

(51) International classification :H02P9/10,H02P9/00
(31) Priority Document No :10170860.0
(32) Priority Date :27/07/2010
(33) Name of priority country :EPO
(86) International Application No :PCT/EP2011/061482
Filing Date :07/07/2011
(87) International Publication No :WO 2012/019834
(61) Patent of Addition to Application Number :NA
Filing Date :NA
(62) Divisional to Application Number :NA
Filing Date :NA

(71)**Name of Applicant :**
1)ABB Technology AG
Address of Applicant :Affolternstrasse 44 CH 8050 Z¼rich Switzerland
(72)**Name of Inventor :**
1)OEDEGARD Bjoern
2)SCHAUB Christoph
3)HILLBERG Claes
4)AUBERT Steve

(57) Abstract :
The invention relates to a converter system for switching at least three voltage levels and for switching two voltage levels. The invention further relates to a method for operating a converter system for switching at least three voltage levels and for operating a converter system for switching two voltage levels.

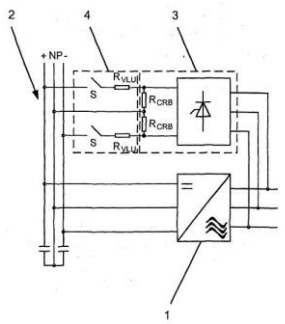

No. of Pages : 22 No. of Claims : 9

(12) PATENT APPLICATION PUBLICATION
(19) INDIA
(22) Date of filing of Application :28/01/2013
(21) Application No.645/CHENP/2013 A
(43) Publication Date : 20/05/2016

(54) Title of the invention : TRANSISTOR CIRCUITS FOR DETECTION AND MEASUREMENT OF CHEMICAL REACTIONS AND COMPOUNDS

(51) International classification	:H01L29/772,H01L21/50,C12M3/00
(31) Priority Document No	:61/360493
(32) Priority Date	:30/06/2010
(33) Name of priority country	:U.S.A.
(86) International Application No	:PCT/US2011/042669
Filing Date	:30/06/2011
(87) International Publication No	:WO 2012/003368
(61) Patent of Addition to Application Number	:NA
Filing Date	:NA
(62) Divisional to Application Number	:NA
Filing Date	:NA

(71)**Name of Applicant :**
1)LIFE TECHNOLOGIES CORPORATION
Address of Applicant :5791 Van Allen Way Carlsbad California 92008 U.S.A.
(72)**Name of Inventor :**
1)Fife Keith Glen

(57) Abstract :
Several transistor circuits are described herein for the detection and measurement of chemical reactions and compounds. In some embodiments such transistor circuits include an ion sensitive field effect transistor (ISFET) that may be used to detect and measure a nucleic acid sequencing reactions.

No. of Pages : 78 No. of Claims : 43

(12) PATENT APPLICATION PUBLICATION
(19) INDIA
(22) Date of filing of Application :31/01/2013
(21) Application No.781/CHENP/2013 A
(43) Publication Date : 20/05/2016

(54) Title of the invention : ANTENNA DEVICE

(51) International classification :H01Q3/24,H01Q1/24
(31) Priority Document No :2010-192827
(32) Priority Date :30/08/2010
(33) Name of priority country :Japan
(86) International Application No :PCT/JP2011/069563
Filing Date :30/08/2011
(87) International Publication No :WO 2012/029759 A1
(61) Patent of Addition to Application Number :NA
Filing Date :NA
(62) Divisional to Application Number :NA
Filing Date :NA

(71)**Name of Applicant :**
1)SHARP KABUSHIKI KAISHA
Address of Applicant :22 22 Nagaike cho Abeno ku Osaka shi Osaka 5458522 Japan
(72)**Name of Inventor :**
1)IKEHATA Kazuhiko

(57) Abstract :
Provided is an antenna device (1) which is equipped with an antenna element (120) a substrate (100) a first feed unit (130) and a second feed unit (140) and switch units (111 131 and 141) wherein the principal directions of the high frequency current flowing in the ground conductor of the substrate (100) when the first feed unit (130) is powering the antenna element (120) and when the second feed unit (140) is powering the antenna element (120) differ.

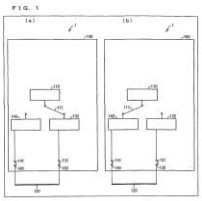

No. of Pages : 102 No. of Claims : 10

(12) PATENT APPLICATION PUBLICATION
(19) INDIA
(22) Date of filing of Application :28/01/2013
(21) Application No.665/CHENP/2013 A
(43) Publication Date : 20/05/2016

(54) Title of the invention : ENTERAL FEEDING EXTENSION SET CONNECTOR

(51) International classification :A61M5/158,A61M39/10,A61M25/02
(31) Priority Document No :61/369432
(32) Priority Date :30/07/2010
(33) Name of priority country :U.S.A.
(86) International Application No :PCT/IB2011/053176
Filing Date :15/07/2011
(87) International Publication No :WO 2012/014118
(61) Patent of Addition to Application Number :NA
Filing Date :NA
(62) Divisional to Application Number :NA
Filing Date :NA

(71)**Name of Applicant :**
1)KIMBERLY CLARK WORLDWIDE INC.
Address of Applicant :Neenah Wisconsin 54956 U.S.A.
(72)**Name of Inventor :**
1)GRIFFITH Nathan C.
2)MCMICHAEL Donald J.
3)ROTELLA John A.
4)TEIXEIRA Scott M.

(57) Abstract :
A connector for coupling to a base of an indwelling catheter or tube device equipped with a circular hub having a radius a top surface a side surface and a circumferential recess defined in the side surface. The connector has a resilient assembly that includes a plurality of release buttons extending from the resilient assembly and may optionally include a head. The connector may also include a conduit defining a fluid pathway for transferring fluids through the connector. Each release button has a first portion including a finger contact zone and a second portion including a catch. The catch is configured to releasably engage the circumferential recess defined in the side surface of the circular hub. The connector is coupled to the circular hub by positioning the connector on the circular hub and depressing the connector until the catches engage the circumferential recess defined in the side surface of the circular hub such that the connector is configured to rotate completely about the circular hub. The connector is decoupled from the hub by pressing the release buttons to reversibly displace the respective catches radially to disengage from the circumferential recess.

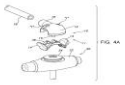

No. of Pages : 46 No. of Claims : 20

(12) PATENT APPLICATION PUBLICATION
(21) Application No.731/CHENP/2013 A
(19) INDIA
(22) Date of filing of Application :30/01/2013
(43) Publication Date : 20/05/2016

(54) Title of the invention : IMAGE ENCODING METHOD IMAGE DECODING METHOD IMAGE ENCODING DEVICE IMAGE DECODING DEVICE AND IMAGE ENCODING/DECODING DEVICE

(51) International classification :H04N7/32
(31) Priority Document No :61/427,587
(32) Priority Date :28/12/2010
(33) Name of priority country :U.S.A.
(86) International Application No :PCT/JP2011/007309
Filing Date :27/12/2011
(87) International Publication No :WO 2012/090491 A1
(61) Patent of Addition to Application Number :NA
Filing Date :NA
(62) Divisional to Application Number :NA
Filing Date :NA

(71)**Name of Applicant :**
1)PANASONIC CORPORATION
Address of Applicant :1006 Oaza Kadoma Kadoma shi Osaka 5718501 Japan
(72)**Name of Inventor :**
1)SUGIO Toshiyasu
2)NISHI Takahiro
3)SHIBAHARA Youji
4)SASAI Hisao

(57) Abstract :
An image encoding method comprising an addition step (S701) for adding a first adjacent motion vector as a prediction motion vector candidate to a candidate list of prediction motion vectors for use in the encryption of the current motion vector a selection step (S702) for selecting a prediction motion vector from the candidate list and an encoding step (S703) for encoding the current motion vector using the prediction motion vector wherein during the addition step (S701) the first adjacent motion vector which designates a position within a first reference picture included in a first reference picture list is added to the candidate list for the current motion vector which designates a position within a second reference picture included in a second reference picture list.

No. of Pages : 113 No. of Claims : 19

(12) PATENT APPLICATION PUBLICATION
(19) INDIA
(22) Date of filing of Application :30/01/2013
(21) Application No.749/CHENP/2013 A
(43) Publication Date : 20/05/2016

(54) Title of the invention : NOVEL AZO COMPOUND AQUEOUS SOLUTION INK COMPOSITION INK FOR INKJET RECORDING INKJET RECORDING METHOD INK CARTRIDGE FOR INKJET RECORDING AND INKJET RECORDING

(51) International classification :C09B31/153,B41J2/01,B41M5/00
(31) Priority Document No :2010173181
(32) Priority Date :30/07/2010
(33) Name of priority country :Japan
(86) International Application No :PCT/JP2011/067193
Filing Date :28/07/2011
(87) International Publication No :WO 2012/014954
(61) Patent of Addition to Application Number :NA
Filing Date :NA
(62) Divisional to Application Number :NA
Filing Date :NA

(71)**Name of Applicant :**
1)FUJIFILM Corporation
Address of Applicant :26 30 Nishiazabu 2 chome Minato ku Tokyo 1060031 Japan
(72)**Name of Inventor :**
1)TATEISHI Keiichi
2)FUJIE Yoshihiko
3)TANAKA Shigeaki

(57) Abstract :
22234234234Provided is an aqueous solution that: contains (a) a preservative and (b) at least one of an azo compound as represented in general formula (1) or a salt thereof; and has a (b) content of 1 25 mass%. (In general formula (1) A represents a substituted phenyl group or a substituted or unsubstituted nitrogen containing five membered heterocyclic group. G represents a nitrogen atom or C(R)=. R represents a hydrogen atom a sulpho group a carboxy group a substituted or unsubstituted carbamoyl group or a cyano group. Y Y and Y each independently represent a hydrogen atom or a monovalent substituted group. Y Y and Y may link together and form a ring. Y Y and Y do not all represent a hydrogen atom at the same time. Each instance of M independently represents a hydrogen element or a monovalent counter cation.)

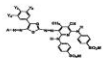

No. of Pages : 139 No. of Claims : 19

(12) PATENT APPLICATION PUBLICATION
(19) INDIA
(22) Date of filing of Application :30/01/2013
(21) Application No.766/CHENP/2013 A
(43) Publication Date : 20/05/2016

(54) Title of the invention : POROUS METAL BODY PROCESS FOR PRODUCING SAME AND BATTERY USING SAME

(51) International classification :H01M10/39,H01M4/66,H01M4/80
(31) Priority Document No :2010173322
(32) Priority Date :02/08/2010
(33) Name of priority country :Japan
(86) International Application No :PCT/JP2011/066855
Filing Date :25/07/2011
(87) International Publication No :WO 2012/017851
(61) Patent of Addition to Application Number :NA
Filing Date :NA
(62) Divisional to Application Number :NA
Filing Date :NA

(71)**Name of Applicant :**
1)SUMITOMO ELECTRIC INDUSTRIESLTD.
Address of Applicant :5 33 Kitahama 4 chome Chuo ku Osaka shi Osaka 5410041 Japan
(72)**Name of Inventor :**
1)FUKUNAGA Atsushi
2)INAZAWA Shinji
3)MAJIMA Masatoshi
4)YAMAGUCHI Atsushi
5)NITTA Koji
6)SAKAI Shoichiro

(57) Abstract :
The main purpose of this invention is to produce a porous metal body that can be used as a battery electrode and particularly as the negative electrode of a molten salt battery using sodium. The porous metal body comprises a hollow metal framework made of a metal layer containing nickel or copper as the main component thereof and an aluminum cover layer that covers at least the outer surface of the metal framework. The porous metal body is used as a battery electrode by further being provided with a tin cover layer that covers the aluminum cover layer. Preferably said framework has open cells formed therein owing to the three dimensional mesh structure of the framework and has a porosity of greater than or equal to 90%.

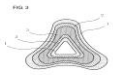

No. of Pages : 23 No. of Claims : 11

(12) PATENT APPLICATION PUBLICATION
(19) INDIA
(22) Date of filing of Application :31/01/2013

(21) Application No.784/CHENP/2013 A
(43) Publication Date : 20/05/2016

(54) Title of the invention : METHOD AND APPARATUS FOR DETERMINING MAPPING BETWEEN A SYNTAX ELEMENT AND A CODE WORD FOR VARIABLE LENGTH CODING

(51) International classification :H04N7/26
(31) Priority Document No :61/361683
(32) Priority Date :06/07/2010
(33) Name of priority country :U.S.A.
(86) International Application No :PCT/IB2011/053008
Filing Date :06/07/2011
(87) International Publication No :WO 2012/023061
(61) Patent of Addition to Application Number :NA
Filing Date :NA
(62) Divisional to Application Number :NA
Filing Date :NA

(71)**Name of Applicant :**
1)NOKIA TECHNOLOGIES OY,
Address of Applicant :Karaportti 3, FI-02610 Espoo, Finland. Finland
(72)**Name of Inventor :**
1)UGUR Kemal
2)HALLAPURO Antti Olli

(57) Abstract :
A method comprising receiving a syntax element to be encoded as a code word of a set of code words determining a mapping between the syntax element and the code word on the basis of a hierarchy level in a tree structure using the mapping to obtain the code word and updating the mapping is disclosed.



Fig. 4

No. of Pages : 61 No. of Claims : 57

(12) PATENT APPLICATION PUBLICATION
(19) INDIA
(22) Date of filing of Application :30/01/2013
(21) Application No.767/CHENP/2013 A
(43) Publication Date : 20/05/2016

(54) Title of the invention : AGRICULTURAL VEHICLE CAB FITTED WITH AN HVAC SYSTEM

(51) International classification :B60H1/00
(31) Priority Document No :TO2010A000569
(32) Priority Date :02/07/2010
(33) Name of priority country :Italy
(86) International Application No :PCT/EP2011/060997
Filing Date :30/06/2011
(87) International Publication No :WO 2012/001095
(61) Patent of Addition to Application Number :NA
Filing Date :NA
(62) Divisional to Application Number :NA
Filing Date :NA

(71)**Name of Applicant :**
1)CNH ITALIA SPA
Address of Applicant :Via Plava 80 I 10135 Turin Italy
(72)**Name of Inventor :**
1)AMURA Mario
2)BUGEJA Pierre
3)CADALORA Alessio
4)SALVINI Tiziano
5)STANZANI Lorena

(57) Abstract :
A cab (10) of an agricultural vehicle has having a seat for an operator and a console unit (26) arranged forward of the seat for housing an instrument display. The cab (10) is fitted with an HVAC system comprising a heat exchanger unit (36) located within the console unit (26) and a blower (32) located on the floor of the cab beneath or adjacent the seat and serving to blow air by way of a floor level duct (34) to the heat exchanger unit (36).

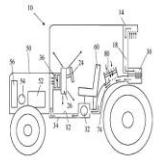

Fig. 4

No. of Pages : 11 No. of Claims : 7

(12) PATENT APPLICATION PUBLICATION
(19) INDIA
(22) Date of filing of Application :30/01/2013

(21) Application No.728/CHENP/2013 A
(43) Publication Date : 20/05/2016

(54) Title of the invention : ARBITRATION BETWEEN MULTIPLE WIRELESS PROTOCOLS IN A WIRELESS DEVICE

(51) International classification :H04W72/12
(31) Priority Document No :61/375178
(32) Priority Date :19/08/2010
(33) Name of priority country :U.S.A.
(86) International Application No :PCT/US2011/048193
Filing Date :18/08/2011
(87) International Publication No :WO 2012/024466
(61) Patent of Addition to Application Number :NA
Filing Date :NA
(62) Divisional to Application Number :NA
Filing Date :NA

(71)**Name of Applicant :**
1)QUALCOMM INCORPORATED
Address of Applicant :International IP Administration 5775 Morehouse Drive San Diego CA 92121 1714 U.S.A.
(72)**Name of Inventor :**
1)GAO Qinghai
2)SANKARAN Sundar G.
3)YUCEK Tevfik
4)GULASEKARAN Susinder R.

(57) Abstract :
Arbitration between two wireless protocols in a wireless device. The wireless device may include first wireless protocol circuitry configured to receive and process first signals according to a first wireless protocol and second wireless protocol circuitry configured to receive and process second signals according to a second wireless protocol. The wireless device may also include coexistence circuitry. The coexistence circuitry may be configured to receive a request from the first wireless protocol circuitry to perform transmission or reception and arbitrate the requested transmission or reception between the first wireless protocol circuitry and the second wireless protocol circuitry. The decision may be based on current or future priority information current configuration or other factors. The coexistence circuitry (or other circuitry) may be configured to determine position of switches controlling antennas or transmission using shared or unshared antennas (or chains). The two wireless protocols may be WLAN and Bluetooth.

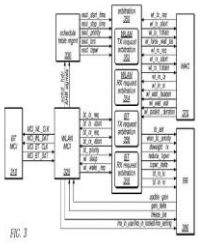

FIG. 3

No. of Pages : 58 No. of Claims : 15

(12) PATENT APPLICATION PUBLICATION
(19) INDIA
(22) Date of filing of Application :31/01/2013
(21) Application No.782/CHENP/2013 A
(43) Publication Date : 20/05/2016

(54) Title of the invention : WASHING MACHINE

(51) International classification :F16L
(31) Priority Document No :2011-236875
(32) Priority Date :28/10/2011
(33) Name of priority country :Japan
(86) International Application No :PCT/JP2012/006293
Filing Date :02/10/2012
(87) International Publication No :WO/2013/061516
(61) Patent of Addition to Application Number :NA
Filing Date :NA
(62) Divisional to Application Number :NA
Filing Date :NA

(71)**Name of Applicant :**
1)PANASONIC CORPORATION
Address of Applicant :1006, OAZA KADOMA, KADOMA-SHI, OSAKA 571-8501 Japan
(72)**Name of Inventor :**
1)ADACHI, YUJI
2)KONDOU, SHINJI

(57) Abstract :
This washing machine is provided with a water tank, a drum, a water-supply valve (6), and a water-supply hose (20). The water-supply hose (20) has a two-layer structure comprising an inner hose (16) and an outer hose (26) containing the inner hose (16), a space part (28) being formed between the inner hose (16) and the outer hose. One end of the inner hose (16) is connected to a water spigot via a spigot connector (17), the other end being connected to the water-supply valve (6) via a water-supply hose connector (19). The outer hose (26) is sealed with a spigot-side seal (21) at the water spigot side, and with a water-supply valve-side seal (22) at the water-supply valve side. A branch hose (23) branching from the outer hose (26) and communicating with the space part (28) is connected to the outer hose (26).

No. of Pages : 19 No. of Claims : 6

(12) PATENT APPLICATION PUBLICATION
(21) Application No.702/CHENP/2013 A
(19) INDIA
(22) Date of filing of Application :29/01/2013
(43) Publication Date : 20/05/2016

(54) Title of the invention : COOLING DEVICE AND AIR CONDITIONER WITH SAME

(51) International classification :F25B1/00,F24F1/24
(31) Priority Document No :2011-144025
(32) Priority Date :29/06/2011
(33) Name of priority country :Japan
(86) International Application No :PCT/JP2012/004226
Filing Date :29/06/2012
(87) International Publication No :WO 2013/001829
(61) Patent of Addition to Application Number :NA
Filing Date :NA
(62) Divisional to Application Number :NA
Filing Date :NA

(71)**Name of Applicant :**
1)PANASONIC CORPORATION
Address of Applicant :1006 Oaza Kadoma Kadoma shi Osaka 5718501 Japan
(72)**Name of Inventor :**
1)INOUE Shigeyuki
2)OKA Kouji
3)ISHISONE Tsukasa
4)TAKEDA Yuji
5)TOSHA Teruo
6)NOMA Tomiyuki

(57) Abstract :
A cooling device is provided with: a cooling unit for cooling air within a control box by exchanging heat with a refrigerant; a fan for stirring the air within the control box; a temperature detection means for detecting the temperature in the control box; and a frequency control means for controlling the drive frequency of a compressor circulating the refrigerant. The cooling device is configured so that when the temperature detection means for detecting the temperature in the control box detects a temperature higher than or equal to a predetermined temperature the frequency control means lowers the frequency. As a result even if the cooling unit cannot sufficiently cools a control component the drive frequency of the compressor is lowered to a frequency lower than or equal to a predetermined frequency to prevent the temperature of the control component from rising to a temperature higher than or equal to a predetermined temperature. This prevents damage to the control component and ensures higher reliability.

No. of Pages : 78 No. of Claims : 38

(12) PATENT APPLICATION PUBLICATION
(19) INDIA
(22) Date of filing of Application :30/01/2013

(21) Application No.734/CHENP/2013 A
(43) Publication Date : 20/05/2016

(54) Title of the invention : UNIFORM LIGHT DIRECTING FILM AND METHOD OF MAKING SAME

(51) International classification :G02B6/00
(31) Priority Document No :61/369926
(32) Priority Date :02/08/2010
(33) Name of priority country :U.S.A.
(86) International Application No :PCT/US2011/046082
Filing Date :01/08/2011
(87) International Publication No :WO 2012/018707
(61) Patent of Addition to Application Number :NA
Filing Date :NA
(62) Divisional to Application Number :NA
Filing Date :NA

(71)**Name of Applicant :**
1)3M INNOVATIVE PROPERTIES COMPANY
Address of Applicant :3M Center Post Office Box 33427 Saint Paul Minnesota 55133 3427 U.S.A.
(72)**Name of Inventor :**
1)HUNT Bryan V.
2)EMMONS Robert M.
3)BALTS Corey D.

(57) Abstract :
Light directing film (100) is disclosed. The light directing film includes a structured major surface (110) that includes a plurality of microstructures (150) extending along a first direction (142) and a plurality of elevated portions (160) disposed on the plurality of microstructures. The number density of the elevated portions across the light directing film is D. Each elevated portion includes a leading edge (162) and a trailing edge (164) along the first direction. The light directing film can be divided into a plurality of same size and shape grid cells that form a continuous two dimensional grid. The area of each grid cell is approximately 1/D. Each of at least 70% of the grid cells includes a single leading edge (162) of an elevated portion (160).

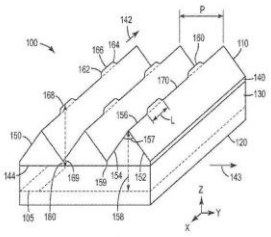

FIG. 1

No. of Pages : 44 No. of Claims : 10

(12) PATENT APPLICATION PUBLICATION
(19) INDIA
(22) Date of filing of Application :30/01/2013

(21) Application No.768/CHENP/2013 A
(43) Publication Date : 20/05/2016

(54) Title of the invention : GUIDE RAIL FOR TRACK BASED VEHICLE AND TRAFFIC SYSTEM

(51) International classification :B60M1/30,B60L5/38,B60M7/00
(31) Priority Document No :2011042518
(32) Priority Date :28/02/2011
(33) Name of priority country :Japan
(86) International Application No :PCT/JP2011/070021
Filing Date :02/09/2011
(87) International Publication No :WO 2012/117591
(61) Patent of Addition to Application Number :NA
Filing Date :NA
(62) Divisional to Application Number :NA
Filing Date :NA

(71)**Name of Applicant :**
1)MITSUBISHI HEAVY INDUSTRIES LTD.
Address of Applicant :16 5 Konan 2 chome Minato ku Tokyo 1088215 Japan
(72)**Name of Inventor :**
1)KANEMORI Toru
2)YAMAMOTO Hiromichi
3)KATAHIRA Kousuke

(57) Abstract :
A guide rail (3A) comprises: a guide rail member (31) which is open upward in which a pair of guide wheels (23) is inserted and which has a guide groove (31a) having formed thereon a pair of guide surfaces (31b) located on both sides of a travel path in the width direction thereof and respectively allowing the pair of guide wheels (23) to roll thereon; electric lines (32) which are disposed on both outer sides of the guide grooves (31a) in the width direction of a travel path and against which the electricity collector shoes (43) of electricity collector devices (4) of a track based vehicle are pressed so that contact electric power supply is performed; first insulators (33) consisting of an insulation material and supporting the electric lines (32) relative to the guide rail member; and insulation plates (34) which consist of an insulation material which are provided on both sides of the electric lines (32) in the width direction and which in order to prevent short circuiting due to contact with the electric lines (32) in the vertical direction is provided parallel to the electric lines (32) and parallel to the direction in which the electricity collector shoes (43) are pressed.

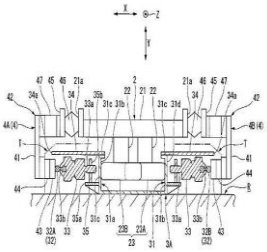

No. of Pages : 37 No. of Claims : 5

(12) PATENT APPLICATION PUBLICATION
(19) INDIA
(22) Date of filing of Application :28/01/2013

(21) Application No.682/CHENP/2013 A
(43) Publication Date : 20/05/2016

(54) Title of the invention : SIGNALING ATTRIBUTES FOR NETWORK STREAMED VIDEO DATA

(51) International classification :H04N7/26
(31) Priority Document No :61/371125
(32) Priority Date :05/08/2010
(33) Name of priority country :U.S.A.
(86) International Application No :PCT/US2011/046478
Filing Date :03/08/2011
(87) International Publication No :WO 2012/018951
(61) Patent of Addition to Application Number :NA
Filing Date :NA
(62) Divisional to Application Number :NA
Filing Date :NA

(71)**Name of Applicant :**
1)QUALCOMM INCORPORATED
Address of Applicant :5775 Morehouse Drive San Diego CA 92121 U.S.A.
(72)**Name of Inventor :**
1)CHEN Ying
2)CHEN Peisong
3)KARCZEWICZ Marta

(57) Abstract :
In one example an apparatus for signaling information for video data includes a processor configured to receive video data for two or more views of a scene form a representation comprising a subset of the two or more views and send to a client device as a part of a manifest of the representation information indicative of a maximum number of views in the representation that can be targeted for output. An apparatus for receiving information for video data may receive the manifest including the information indicating the maximum number of views and request at least a portion of the video data of the representation based at least in part on a maximum number of views that can be output by the apparatus and the information indicative of the maximum number of views in the representation that can be targeted for output.

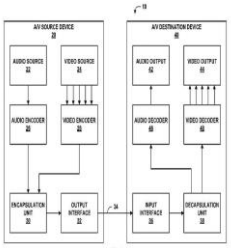

FIG. 1

No. of Pages : 71 No. of Claims : 42

(12) PATENT APPLICATION PUBLICATION
(19) INDIA
(22) Date of filing of Application :29/01/2013
(21) Application No.697/CHENP/2013 A
(43) Publication Date : 20/05/2016

(54) Title of the invention : ENDOSCOPE

(51) International classification :A61B1/00,A61B1/06,G02B23/26
(31) Priority Document No :2010238800
(32) Priority Date :25/10/2010
(33) Name of priority country :Japan
(86) International Application No :PCT/JP2011/072552
Filing Date :30/09/2011
(87) International Publication No :WO 2012/056851
(61) Patent of Addition to Application Number :NA
Filing Date :NA
(62) Divisional to Application Number :NA
Filing Date :NA

(71)**Name of Applicant :**
1)OLYMPUS CORPORATION
Address of Applicant :43-2, Hatagaya 2-chome, ,Shibuya-ku, Tokyo Japan
(72)**Name of Inventor :**
1)OUE Takeshi
2)KUDO Akira
3)SATO Yosuke

(57) Abstract :
The endoscope is provided with: a hard metal leading end part that is provided on the leading end of a bending part and in which the observation optical component is fixed; a leading end cover that is fixed integrally to the hard leading end part and configured using an insulating resin part and which has a transparent illumination window and a light emitting device setting hole which configure the illumination optical component; a light emitting device that is provided with a light emitting part that is disposed in the light emitting device setting hole faces the illumination window of the leading end cover and is fixed at a previously determined position and with a conducting part that is positioned on the illumination window side of the opening of said light emitting device setting hole and faces the opening of said light emitting device setting hole; a substrate cum heat radiating part that has thermal conductivity is connected to the conducting part of the light emitting device and to which a power supply cable that supplies electric power is connected; and a plate shaped heat radiating part that has thermal conductivity one end of which is connected to the substrate and the other end of which protrudes from the substrate and radiates the heat conducted from the substrate.

No. of Pages : 26 No. of Claims : 7

(12) PATENT APPLICATION PUBLICATION
(19) INDIA
(22) Date of filing of Application :31/01/2013
(21) Application No.783/CHENP/2013 A
(43) Publication Date : 20/05/2016

(54) Title of the invention : CONTENT DISTRIBUTION DEVICE CONTENT PLAYBACK DEVICE CONTENT DISTRIBUTION SYSTEM METHOD FOR CONTROLLING A CONTENT DISTRIBUTION DEVICE CONTROL PROGRAM AND RECORDING MEDIUM

(51) International classification :H04N7/173,G06F13/00,H04L12/56
(31) Priority Document No :2010163367
(32) Priority Date :20/07/2010
(33) Name of priority country :Japan
(86) International Application No :PCT/JP2011/066279
Filing Date :15/07/2011
(87) International Publication No :WO 2012/011450
(61) Patent of Addition to Application Number :NA
Filing Date :NA
(62) Divisional to Application Number :NA
Filing Date :NA

(71)**Name of Applicant :**
1)SHARP KABUSHIKI KAISHA
Address of Applicant :22 22 Nagaike cho Abeno ku Osaka shi Osaka 5458522 Japan
(72)**Name of Inventor :**
1)KANEKO Takashi
2)TAKAHASHI Maki
3)ITOH Norio
4)OGISAWA Yoshiaki
5)TOKUMO Yasuaki
6)WATANABE Shuhichi

(57) Abstract :
The disclosed content distribution device receives a request message requesting the transmission of content and if the sender of said request message is a relay device that retains requested content and forwards said requested content to other devices the content distribution device sends the requested content to said relay device. If the sender of the request message is a content playback device that plays requested content the content distribution device instructs said content playback device to acquire the content from a relay device to which the requested content had been previously sent.

No. of Pages : 321 No. of Claims : 28

(12) PATENT APPLICATION PUBLICATION
(19) INDIA
(22) Date of filing of Application :28/01/2013
(21) Application No.686/CHENP/2013 A
(43) Publication Date : 20/05/2016

(54) Title of the invention : METHOD FOR SELECTING AN INSERT FOR VIBROACOUSTIC DAMPING INSERT AND GLASS PANEL INCLUDING SUCH AN INSERT

(51) International classification	:B32B17/10,G10K11/168,G01N19/00
(31) Priority Document No	:1056725
(32) Priority Date	:24/08/2010
(33) Name of priority country	:France
(86) International Application No	:PCT/FR2011/051927
Filing Date	:18/08/2011
(87) International Publication No	:WO 2012/025685
(61) Patent of Addition to Application Number	:NA
Filing Date	:NA
(62) Divisional to Application Number	:NA
Filing Date	:NA

(71)**Name of Applicant :**
1)SAINT GOBAIN GLASS FRANCE
Address of Applicant :18 Avenue dAlsace F 92400 Courbevoie France
(72)**Name of Inventor :**
1)REHFELD Marc
2)FOURNIER David

(57) Abstract :
789The invention relates to a method for selecting a viscoelastic plastic insert including two outer layers and a central layer to be included between two glass sheets of a glass panel the method including the following steps: providing first and second elements for forming the central layer and the outer layers respectively; measuring the shear modulus G of the first and second elements; selecting the material for the second element only if G > 3.10 Pa at 20°C and 100 Hz to 240 Hz; setting the thickness h the first element such that h is 0.31 mm to 1.20 mm and such that g = G7h is 5.58.10 Pa/m to 2.37.10 Pa/m at 20°C and 100 Hz to 240 Hz. The invention enables the damping of the second and third natural frequencies of a vehicle windshield to be optimized without increasing the weight of the windshield.

No. of Pages : 37 No. of Claims : 16

(12) PATENT APPLICATION PUBLICATION
(19) INDIA
(22) Date of filing of Application :22/01/2013

(21) Application No.516/CHENP/2013 A
(43) Publication Date : 20/05/2016

(54) Title of the invention : DATA ACQUISITION METHOD AND APPARATUS AND NETWORK STORAGE METHOD AND DEVICE

(51) International classification :H04L29/08
(31) Priority Document No :201010246071.1
(32) Priority Date :05/08/2010
(33) Name of priority country :China
(86) International Application No :PCT/CN2011/073639
Filing Date :04/05/2011
(87) International Publication No :WO 2011/140946
(61) Patent of Addition to Application Number :NA
Filing Date :NA
(62) Divisional to Application Number :NA
Filing Date :NA

(71)**Name of Applicant :**
1)HUAWEI TECHNOLOGIES CO. LTD
Address of Applicant :Huawei Administration Building Bantian Longgang District Shenzhen Guangdong 518129 China
(72)**Name of Inventor :**
1)HE Jianfei
2)SONG Haibin
3)WANG Yong
4)JIANG Haifeng

(57) Abstract :
The invention relates to the field of network communications and especially to a data acquisition method and apparatus and a network storage method and device. The method includes: receiving a request sent from a service device for storing the data to be acquired wherein the request for storing the data to be acquired includes the data to be acquired; storing the data to be acquired; receiving a request from a data acquisition apparatus for the data to be acquired wherein the request includes the storage position information of the data to be acquired; returning the data to be acquired to the data acquisition apparatus according to the storage position information. By using the technical solutions provided by the embodiments of the invention the data are acquired from the network storage device according to the storage position information of the data to be acquired in the network storage device so that the common data acquisition method and apparatus and network storage method and device are provided for different network applications and the complexity of the network storage device is reduced.

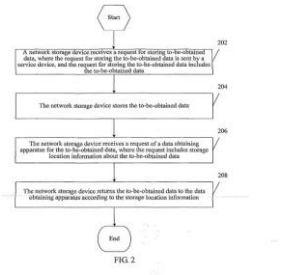

FIG 2

No. of Pages : 47 No. of Claims : 22

(12) PATENT APPLICATION PUBLICATION
(19) INDIA
(22) Date of filing of Application :22/01/2013

(21) Application No.528/CHENP/2013 A
(43) Publication Date : 20/05/2016

(54) Title of the invention : METHOD FOR DOPING A SEMICONDUCTOR MATERIAL

(51) International classification :C30B11/04
(31) Priority Document No :1003009
(32) Priority Date :16/07/2010
(33) Name of priority country :France
(86) International Application No :PCT/FR2011/000385
Filing Date :01/07/2011
(87) International Publication No :WO 2012/007653 A1
(61) Patent of Addition to Application Number :NA
Filing Date :NA
(62) Divisional to Application Number :NA
Filing Date :NA

(71)**Name of Applicant :**
1)APOLLON SOLAR
Address of Applicant :66 cours Charlemagne Immeuble Le Factory F 69002 Lyon France
2)SILTRONIX
(72)**Name of Inventor :**
1)FORSTER Maxime
2)FOURMOND Erwann
3)STADLER Jacky
4)EINHAUS Roland
5)LAUVRAY Hubert

(57) Abstract :
According to the invention a load (4) of semiconductor material is placed in a crucible (1). A sealed sacrificial container (5) containing a dopant material (6) is placed inside the crucible (1). The contents of the crucible (1) are melted thereby causing the dopant to be incorporated into the bath of molten material. The raising of the temperature is carried at a low pressure.

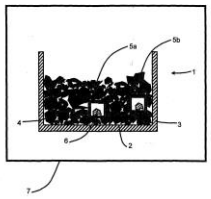

Figure 1

No. of Pages : 11 No. of Claims : 6

(12) PATENT APPLICATION PUBLICATION
(19) INDIA
(22) Date of filing of Application :23/01/2013

(21) Application No.563/CHENP/2013 A
(43) Publication Date : 20/05/2016

(54) Title of the invention : A PROCESSOR IMPLEMENTED METHOD FOR ENSURING SOFTWARE INTEGRITY

(51) International classification :G06F21/22
(31) Priority Document No :NA
(32) Priority Date :NA
(33) Name of priority country :NA
(86) International Application No :PCT/EP2010/060603
Filing Date :22/07/2010
(87) International Publication No :WO 2012/010205
(61) Patent of Addition to Application Number :NA
Filing Date :NA
(62) Divisional to Application Number :NA
Filing Date :NA

(71)**Name of Applicant :**
1)NAGRAVISION S.A.
Address of Applicant :Route de Gen¨ve 22 24 CH 1033 Cheseaux sur Lausanne Switzerland
(72)**Name of Inventor :**
1)MACCHETTI Marco
2)KUDELSKI Henri

(57) Abstract :
The present invention provides a solution to the problem of guaranteeing the integrity of software programmes by encrypting all or part of each instruction of a programme using a key based on all or part of one or a plurality of previous instructions thus resulting in a different encryption key per instruction. The invention is applicable to software programmes whose structures are not necessarily tree like in nature and is also applicable when the programme includes loops jumps calls or breaks etc. The invention allows for an exception to be flagged when an encrypted instruction is wrongly decrypted. There is no need for the first instruction to be in clear since the instruction key may be appropriately initialised as required. The invention can be realised in software or entirely in hardware thereby eliminating the possibility of a third party intercepting a decrypted instruction or a decryption key.

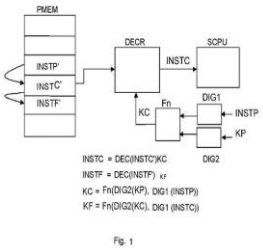

Fig. 1

No. of Pages : 21 No. of Claims : 12

(12) PATENT APPLICATION PUBLICATION
(19) INDIA
(22) Date of filing of Application :31/01/2013
(21) Application No.769/CHENP/2013 A
(43) Publication Date : 20/05/2016

(54) Title of the invention : IMPROVED METHOD FOR STEM CELL DIFFERENTIATION IN VIVO BY DELIVERY OF MORPHOGENES WITH MESOPOROUS SILICA AND CORRESPONDING PHARMACEUTICAL ACTIVE INGREDIENTS.

(51) International classification	:A61K35/54,A61K38/17,A61K38/18
(31) Priority Document No	:61/361741
(32) Priority Date	:06/07/2010
(33) Name of priority country	:U.S.A.
(86) International Application No	:PCT/EP2011/061377
Filing Date	:06/07/2011
(87) International Publication No	:WO 2012/004291
(61) Patent of Addition to Application Number	:NA
Filing Date	:NA
(62) Divisional to Application Number	:NA
Filing Date	:NA

(71)**Name of Applicant :**
1)NANOLOGICA AB
Address of Applicant :P.O Box 8182 S 104 20 Stockholm Sweden
(72)**Name of Inventor :**
1)GARCIA BENNETT Alfonso E.
2)KOZLOVA Elena Nickolaevna

(57) Abstract :
A pharmaceutical active ingredient for cell differentiation to alleviate cell and cell related deficiencies in mammals comprising porous silica containing a releasable agent capable of contributing to a cell environment conducive for stem cell differentiation in co implanted stem cells and /or in endogenous stem cells.

Fig. 1

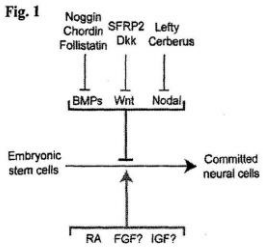

No. of Pages : 50 No. of Claims : 17

(12) PATENT APPLICATION PUBLICATION
(21) Application No.700/CHENP/2013 A
(19) INDIA
(22) Date of filing of Application :29/01/2013
(43) Publication Date : 20/05/2016

(54) Title of the invention : ORGANIC INORGANIC COMPLEX AND COMPOSITION FOR FORMING SAME

(51) International classification	:C08F2/44,G02B5/02
(31) Priority Document No	:2010-176111
(32) Priority Date	:05/08/2010
(33) Name of priority country	:Japan
(86) International Application No	:PCT/JP2011/004419
Filing Date	:04/08/2011
(87) International Publication No	:WO 2012/017660 A1
(61) Patent of Addition to Application Number	:NA
Filing Date	:NA
(62) Divisional to Application Number	:NA
Filing Date	:NA

(71)**Name of Applicant :**
1)Nippon Soda Co. Ltd.
Address of Applicant :2 1 Ohtemachi 2 chome Chiyoda ku Tokyo 1008165 Japan
(72)**Name of Inventor :**
1)YAMATE Taiki
2)SHIBATA Hiromoto

(57) Abstract :
n4 nThe purpose of the invention is to provide a polysiloxane organic inorganic complex that is harder on the surface than internally wherein the organic inorganic complex has high surface hardness and anti Newton ring effect and low haze factor is able to prevent glare and is also capable of having anti glare properties. This organic inorganic complex is prepared using an organic inorganic complex forming composition comprising Components a) d): a) An organic silicon compound represented by formula (I): RSiX and/or condensate thereof b) A silanol condensation catalyst c) An electromagnetic ray curable compound and d) Metal compound particles that are a mixture of metal compound particles with metal oxide isoelectric point less than 5 and metal compound particles with metal oxide isoelectric point of 5 or more.

No. of Pages : 59 No. of Claims : 21

(12) PATENT APPLICATION PUBLICATION
(21) Application No.716/CHENP/2013 A
(19) INDIA
(22) Date of filing of Application :29/01/2013
(43) Publication Date : 20/05/2016

(54) Title of the invention : CORE FOR PNEUMATIC TIRE TIRE WITH CORE AND VEHICLE EQUIPPED WITH TIRES WITH CORE

(51) International classification :B60B21/12,B60C17/04
(31) Priority Document No :2010-284852
(32) Priority Date :21/12/2010
(33) Name of priority country :Japan
(86) International Application No :PCT/JP2011/066273
Filing Date :15/07/2011
(87) International Publication No :WO 2012/086247
(61) Patent of Addition to Application Number :NA
Filing Date :NA
(62) Divisional to Application Number :NA
Filing Date :NA

(71)**Name of Applicant :**
1)MITSUBISHI HEAVY INDUSTRIES LTD.
Address of Applicant :16 5 Konan 2 chome Minato ku Tokyo 1088215 Japan
(72)**Name of Inventor :**
1)MAEYAMA Hiroyuki
2)YAMAMOTO Hiromichi
3)KATAHIRA Kousuke

(57) Abstract :
Split pieces (10P) that are adjacent in the circumferential direction are joined by coupling pins (11) positioned in the width direction of the split pieces (10P) which are split in the axial direction at the inner peripheral side in the radial direction of the split pieces and split surfaces (10a 10b) formed by a pair of split pieces (10P 10P) provide a core (10A) having a first load receiving surface (10c) and a second load receiving surface (10d) with a predetermined angle in the radial direction at the outer peripheral side from the coupling pins (11) in the radial direction.

FIG. 2

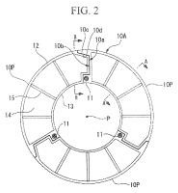

No. of Pages : 35 No. of Claims : 10

(12) PATENT APPLICATION PUBLICATION
(21) Application No.1164/KOL/2015 A
(19) INDIA
(22) Date of filing of Application :17/11/2015
(43) Publication Date : 20/05/2016

(54) Title of the invention : INTERLACING DEVICE

(51) International classification :H04L1/00
(31) Priority Document No :2014-234888
(32) Priority Date :19/11/2014
(33) Name of priority country :Japan
(86) International Application No :NA
Filing Date :NA
(87) International Publication No : NA
(61) Patent of Addition to Application Number :NA
Filing Date :NA
(62) Divisional to Application Number :NA
Filing Date :NA

(71)**Name of Applicant :**
1)TMT MACHINERY, INC.
Address of Applicant :6TH FL., OSAKA GREEN BLDG., 2-6-26 KITAHAMA, CHUO-KU, OSAKA-SHI, OSAKA 541-0041, JAPAN
(72)**Name of Inventor :**
1)HIROSHI NOMURA
2)TAKASHI IWAI
3)TOSHIYA INUI
4)YUYA NAKAGAWA

(57) Abstract :
An interlacing performance is improved. Among extended spaces S which are extensions in a yarn running direction of yarn running spaces 22 formed in an interlacing portion, a partition wall 51 is provided between two extended spaces S neighboring each other in an arrangement direction.

No. of Pages : 39 No. of Claims : 8

(12) PATENT APPLICATION PUBLICATION
(19) INDIA
(22) Date of filing of Application :17/11/2015
(21) Application No.1165/KOL/2015 A
(43) Publication Date : 20/05/2016

(54) Title of the invention : DRAW TEXTURING MACHINE

(51) International classification :D02G1/04
(31) Priority Document No :2014-234199
(32) Priority Date :19/11/2014
(33) Name of priority country :Japan
(86) International Application No :NA
Filing Date :NA
(87) International Publication No : NA
(61) Patent of Addition to Application Number :NA
Filing Date :NA
(62) Divisional to Application Number :NA
Filing Date :NA

(71)**Name of Applicant :**
1)TMT MACHINERY, INC.
Address of Applicant :6TH FL., OSAKA GREEN BLDG., 2-6-26 KITAHAMA, CHUO-KU, OSAKA-SHI, OSAKA 541-0041, JAPAN
(72)**Name of Inventor :**
1)YASUSHI HAYASHI
2)GENTA SAITO

(57) Abstract :
There is provided a draw texturing machine which enables reduction of vibration occurring in a beam member supporting feed rollers without increasing the cross-sectional dimension of the beam member. A draw texturing machine, in which false-twisting devices 65 configured to false-twist yarns, winding devices configured to wind the yarns false-twisted by the false-twisting devices 65, and feed rollers 66, 68 configured to feed the yarns are provided to corresponding yarn paths formed to be lined up in a lined-up direction, includes: a main frame 10 supporting the false-twisting devices 65 lined up in the lined-up direction; a winding base on which the winding devices are mounted; at least one beam member 13, 14 provided in at least one of the main frame 10 and the winding base to extend in the lined-up direction, the beam member 13, 14 supporting the feed rollers 66, 68; and a dynamic vibration absorber 80 configured to suppress vibration in a direction orthogonal to an axial direction of the beam member 13, 14, the dynamic vibration absorber 80 provided with respect to the beam member 13, 14.

No. of Pages : 47 No. of Claims : 10

(12) PATENT APPLICATION PUBLICATION
(19) INDIA
(22) Date of filing of Application :17/11/2015
(21) Application No.1166/KOL/2015 A
(43) Publication Date : 20/05/2016

(54) Title of the invention : EMERGENCY REPAIR KIT FOR PUNCTURED TIRES

(51) International classification :B29C73/06
(31) Priority Document No :103139969
(32) Priority Date :18/11/2014
(33) Name of priority country :Taiwan
(86) International Application No :NA
Filing Date :NA
(87) International Publication No : NA
(61) Patent of Addition to Application Number :NA
Filing Date :NA
(62) Divisional to Application Number :NA
Filing Date :NA

(71)**Name of Applicant :**
1)CHOU, Wen-san
Address of Applicant :NO. 1-25, KANGWEI, AN-DIN DIST, TAINAN CITY, TAIWAN R.O.C
(72)**Name of Inventor :**
1)CHOU, Wen-san

(57) Abstract :
An emergency repair kit for tire punctures is disclosed, which generally includes a sealant dispenser and a box having a large bottom surface and accommodating therein compressor unit that can supply compressed air into a bottle of the sealant dispenser via an air input connection tube of the sealant dispenser to force the chemical sealant contained in the bottle to flow out of a sealant output connection tube of the sealant dispenser for inflating and repairing a punctured tire. A basket is used to detachably couple the sealant dispenser to the box, so that the sealant dispenser can stand on a surface more firmly. Therefore, the sealant dispenser can be prevent from displacement or overturn due to vibrations, so that the emergency repair kit can be operated more safely and conveniently.

No. of Pages : 33 No. of Claims : 11

(12) PATENT APPLICATION PUBLICATION
(19) INDIA
(22) Date of filing of Application :20/11/2014
(21) Application No.1210/KOL/2014 A
(43) Publication Date : 20/05/2016

(54) Title of the invention : SERVICE LIFT

(51) International classification :B66B7/02
(31) Priority Document No :NA
(32) Priority Date :NA
(33) Name of priority country :NA
(86) International Application No :NA
Filing Date :NA
(87) International Publication No : NA
(61) Patent of Addition to Application Number :NA
Filing Date :NA
(62) Divisional to Application Number :NA
Filing Date :NA

(71)**Name of Applicant :**
1)DUALLIFT GMBH
Address of Applicant :EDISONSTRAβE 22 27711 OSTERHOLZ-SCHARMBECK GERMANY
(72)**Name of Inventor :**
1)FRANK LÜLFING

(57) Abstract :
The invention concerns a service lift (1), in particular for installation in or on building structures, comprising a personnel access means (3), a drive device (11) for upward and downward movement of the personnel access means (3), and a suspension means (5) which can be fixedly connected to the building and along which the service lift (1) is movable by the drive device. The suspension means (5) has a first and preferably a second drive chain (7a, b) which can be mounted to a fixing point on the building structures, and the drive device has for the or each of the drive chains (7a, b) one or more cogwheels (33) which are in force-transmitting engagement with the respective drive chain (7a, b) to convert a rotation of the cogwheels into the upward or downward movement of the service lift (1).

No. of Pages : 21 No. of Claims : 12

(12) PATENT APPLICATION PUBLICATION
(19) INDIA
(22) Date of filing of Application :18/11/2014
(21) Application No.1195/KOL/2014 A
(43) Publication Date : 20/05/2016

(54) Title of the invention : PLASTIC BAG MAKING APPARATUS

(51) International classification	:B31B1/90 B31B19/90 B65B43/46
(31) Priority Document No	:NA
(32) Priority Date	:NA
(33) Name of priority country	:NA
(86) International Application No	:NA
Filing Date	:NA
(87) International Publication No	: NA
(61) Patent of Addition to Application Number	:NA
Filing Date	:NA
(62) Divisional to Application Number	:NA
Filing Date	:NA

(71)**Name of Applicant :**
1)TOTANI CORPORATION
Address of Applicant :4-44, NAKAKUZE-CHO, KUZE, MINAMI-KU, KYOTO-SHI, KYOTO 601-8213 JAPAN
(72)**Name of Inventor :**
1)HIROSHI NAGATA

(57) Abstract :
A first body of fastener material 5 is joined to a first web of panel material 1 while a second body of fastener material 6 is joined to a second web of panel material 2. The first and second bodies of fastener material 5 and 6 are interposed between the first and second webs of panel material 1 and 2 and aligned with each other after the first and second webs of panel material 1 and 2 are superposed with each other. A third body of fastener material 7 is joined to a web of side gusset material 3 to be interposed between the first and second bodies of fastener material 5 and 6 after the first and second webs of panel material 1 and 2 are superposed with each other, the first and second bodies of fastener material 5 and 6 being aligned with the third body of fastener material 7.

No. of Pages : 31 No. of Claims : 8

(12) PATENT APPLICATION PUBLICATION
(21) Application No.1224/KOL/2011 A
(19) INDIA
(22) Date of filing of Application :20/09/2011
(43) Publication Date : 20/05/2016

(54) Title of the invention : GENERAL PURPOSE FREE ELECTRON WIRE

(51) International classification :B23K15/00
(31) Priority Document No :NA
(32) Priority Date :NA
(33) Name of priority country :NA
(86) International Application No :NA
Filing Date :NA
(87) International Publication No : NA
(61) Patent of Addition to Application Number :NA
Filing Date :NA
(62) Divisional to Application Number :NA
Filing Date :NA

(71)**Name of Applicant :**
1)SABYASACHI HALDAR
Address of Applicant :A47/1 SRINAGAR EAST, POST-PANCHASAYAR, GARIA, KOLKATA-700094, WEST BENGAL, INDIA
(72)**Name of Inventor :**
1)SABYASACHI HALDAR

(57) Abstract :
The basic criteria to create the General Purpose Free Electron Wire for Loss Free Electrical Transmission, in my way, is that there should be abundant availability of free mobile electrons i.e. in one word electrons should be able to move grate distances without any collision or disturbances and the wire should have Zero electrical resistance at Room Temperature. I have done this by trapping free electrons in a high vacuum tube rather than cooling any material to create free long distance paths for electrons. We all know that in a vacuum at the order of 10-7 torr or 10-8 torr electrons can move a distance as long as about, to a few kilometers without any collision Now a day, technologies are available even to make vacuum at the order of 10-12 torr. Here as these electrons are free we can consider that they are in nth orbital of fictitious atoms where the positively charged nucleuses of the atoms have no influence on the electrons at all. So, all the other quantum numbers of the free electrons in the nth orbital of that atom will be constant or may be eliminated entirely, only other than their spin quantum numbers. So there can be electrons with only parallel and anti-parallel spin The columbic repulsion between these free electrons will actually conduct energy without any loss. We can think of the columbic interaction between electrons with parallel spins, that of electrons with anti-parallel spins and also between electrons with parallel and anti-parallel spins to be perfectly elastic (the term perfectly elastic is used from a different branch of physics to describe the situation in a very easily understandable way and in very short) and hence they will transport energy without any loss. Also as we are dealing with only free electrons, they will generate huge electromagnetic field when they are in any kind of motion and this huge amount of electromagnetic filed can be used for various commercial purposes. Here the perfectly elastic columbic interaction between the free electrons with same spin or between opposite spin quantum number and with all other three quantum numbers constant and trapped in a vacuum tube, will create the General Purpose Free Electron Wire for Loss Free Electrical Transmission and for various other uses. The materials and techniques adopted to create this new kind of wire will enable it to get produced commercially at the cost of general copper wires.

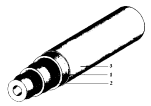

No. of Pages : 22 No. of Claims : 7

(12) PATENT APPLICATION PUBLICATION
(21) Application No.1174/KOL/2014 A
(19) INDIA
(22) Date of filing of Application :14/11/2014
(43) Publication Date : 20/05/2016

(54) Title of the invention : VALVE BODY FUEL INJECTION SYSTEM FOR GASOLINE ENGINE

(51) International classification :F02D41/02
(31) Priority Document No :NA
(32) Priority Date :NA
(33) Name of priority country :NA
(86) International Application No :NA
Filing Date :NA
(87) International Publication No : NA
(61) Patent of Addition to Application Number :NA
Filing Date :NA
(62) Divisional to Application Number :NA
Filing Date :NA

(71)**Name of Applicant :**
1)ASHUTOSH BHASKAR
Address of Applicant :'SANKALP', NEAR MIDDLE SCHOOL, VILL.+P.O.- NARWARA, P.S.- TARIYANI, VIA-MINAPUR, MUZAFFARPUR, DIST-SHEOHAR, BIHAR, INDIA-843128
(72)**Name of Inventor :**
1)ASHUTOSH BHASKAR

(57) Abstract :
A valve body fuel injection system for spark ignition internal combustion engine which deliver fuel at the end of the intake manifold on the valve-stem through the suspended injector nozzle-tip. Said system comprises of multi-port injection nozzles assembly in valve body. Said assembly operated by the valve which governs fuel metering and synchronizes fuel delivery with valve timing. The preferred embodiment doesnt influences intake pressure and optimizes the volumetric efficiency of the system.

No. of Pages : 15 No. of Claims : 13

Publication Under Section 43(2) in Respect of the Grant

Following Patents have been granted and any person interested in opposing these patents under Section 25(2) may at any time within one year from the date of this issue, give notice to the Controller of Patents at the appropriate office, on the prescribed form-7 along with written statement and evidence, if any.

Serial Number	Patent Number	Application Number	Date of Application	Date of Priority	Title of Invention	Name of Patentee	Date of Publication of Abstract u/s 11(A)	Appropriate Office
1	273060	476/DELNP/2008	20/07/2006	15/08/2005	SECURITY DEVICES FOR SECURITY SUBSTRATES	DE LA RUE INTERNATIONAL LIMITED	15/08/2008	DELHI
2	273062	5073/DELNP/2010	12/02/2009	20/02/2008	COMPOSITION COMPRISING OF MISCIBLE BLEND OF POLYETHERIMIDE AND POLYETHERIMIDE SULFONE	SABIC GLOBAL TECHNOLOGIES B.V.	03/02/2012	DELHI
3	273063	6755/DELNP/2010	28/03/2008	28/03/2008	METHOD OF PURIFYING DIANHYDRIDES, THE DIANHYDRIDES FORMED THEREBY, AND POLYETHERIMIDES FORMED THEREFROM	SABIC GLOBAL TECHNOLOGIES B.V.	09/09/2011	DELHI
4	273065	2844/DELNP/2011	10/12/2009	12/12/2008	METHODS FOR PRODUCING AND PURIFYING 2-ARYL-3,3-BIS(4-HYDROXYARYL)PHTHALIMIDINE COMPOUNDS, THE PURIFIED MONOMERS, AND POLYMERS DERIVED THEREFROM	SABIC GLOBAL TECHNOLOGIES B.V.	23/03/2012	DELHI
5	273068	1950/DELNP/2007	02/09/2005	21/09/2004	VEHICLE FRONT STRUCTURE	TOYOTA JIDOSHA KABUSHIKI KAISHA	17/08/2007	DELHI
6	273073	724/DELNP/2008	31/07/2006	02/08/2005	ELECTRICAL CURRENT SOURCE, IN PARTICULAR WELDING CURRENT SOURCE	LORCH SCHWEISSTECHNIK GMBH	11/07/2008	DELHI
7	273074	563/DELNP/2006	22/07/2004	05/08/2003	NOVEL INSULIN DERIVATIVES.	NOVO NORDISK A/S	03/08/2007	DELHI
8	273077	882/DEL/2005	06/04/2005	13/04/2004	METHOD AND DEVICE FOR PRODUCING MILK FOAM OR WARM MILK DRINKS	STEINER AG WEGGIS	10/11/2006	DELHI
9	273079	296/DEL/2005	11/02/2005	15/03/2004	A server for streaming compressed data	MICROSOFT TECHNOLOGY LICENSING ,LLC	29/12/2006	DELHI

10	273084	5211/DELNP/2005	04/06/2004	04/06/2003	A SEPARATION APPARATUS HAVING CONFIGURATION OF TWO CYCLONES	SHELL INTERNATIONAL RESEARCH MAATSCHAPPIJ B.V	02/10/2009	DELHI
11	273087	2190/DELNP/2011	21/09/2009	24/09/2008	METHOD FOR PRESERVING DRINKS	LANXESS DEUTSCHLAND GMBH	30/12/2011	DELHI
12	273089	1137/DEL/2005	05/05/2005	10/08/2004	POWER UNIT COOLING DEVICE	HONDA MOTOR CO. LTD.	01/12/2006	DELHI
13	273090	6248/DELNP/2009	21/04/2008	18/05/2007	ACIDFIED LIQUID HUMAN MILK SUPPLEMENT	MJN U.S. HOLDINGS LLC	25/06/2010	DELHI
14	273094	1598/DEL/2005	20/06/2005		PERCUTANEOUS INTRALUMINAL VAS DEFERENS INJECTION SYSTEM	INDIAN INSTITUTE OF TECHNOLOGY	17/08/2007	DELHI
15	273097	1608/DELNP/2009	15/08/2007	15/08/2006	DEVELOPMENT OF DENGUE VIRUS VACCINE COMPONENTS	THE GOVERNMENT OF THE UNITED STATES OF AMERICA, AS REPRESENTED BY THE SECRETARY, DEPARTMENT OF HEALTH AND HUMAN SERVICES	15/05/2009	DELHI
16	273099	1394/DELNP/2006	22/09/2004	24/09/2003	SELF CLEANING CONNECTOR COMPRISING AT LEAST ONE TUNNEL	MOTOROLA MOBILITY INC.	03/08/2007	DELHI
17	273100	7098/DELNP/2008	28/03/2007	13/04/2006	A ROTOR BLADE OF A WIND ENERGY PLANT	REPOWER SYSTEMS AG	12/09/2008	DELHI
18	273103	5417/DELNP/2008	03/08/2006	19/12/2005	SYSTEM AND METHOD FOR IMPLEMENTING ANTENNNA DIVERSITY	SONY ERICSSON MOBILE COMMUNICATIONS AB	08/08/2008	DELHI
19	273108	1306/DEL/2006	30/05/2006		DEVICE AND METHOD OF SUPPLYING COOL AIR	DIRECTOR GENERAL, DEFENCE RESEARCH & DEVELOPMENT ORGANISATION	07/12/2007	DELHI
20	273109	5448/DELNP/2010	06/02/2009	07/02/2008	POLYMERIZABLE COMPOSITION FOR OPTICAL MATERIAL, OPTICAL MATERIAL AND METHOD FOR PRODUCING OPTICAL MATERIAL	MITSUI CHEMICALS, INC.,	18/11/2011	DELHI
21	273112	4308/DELNP/2008	25/10/2006	26/10/2005	S-OMEPRAZOLE STRONTIUM OR HYDRATE THEREOF, METHOD FOR PREPARING SAME, AND PHARMACEUTICAL COMPOSITION COMPRISING SAME	HANMI HOLDINGS CO., LTD.	01/08/2008	DELHI

22	273120	7490/DELNP/2006	23/06/2005	24/06/2004	PHARMACEUTICAL COMPOSITIONS FOR DRUG DELIVERY	LDEXX LABORATORIES INC,	17/08/2007	DELHI
23	273122	858/DELNP/2008	27/07/2006	27/07/2005	ELECTRIC LINEAR-MOTION ACTUATOR AND ELECTRIC BRAKE ASSEMBLY	NTN CORPORATION	27/06/2008	DELHI
24	273125	7835/DELNP/2008	19/04/2007	25/04/2006	AN ADHESIVE WAFER FOR AN OSTOMY FACEPLATE OR WOUND DRESSING	COLOPLAST A/S	07/11/2008	DELHI
25	273128	1148/DEL/2011	19/04/2011 15:25:34	19/04/2010	INTEGRATED BIO-PRODUCT PRODUCTION FACILITY AND METHODS RELATED THERETO	BOARD OF TRUSTEES OF MICHIGAN STATE UNIVERSITY	27/07/2012	DELHI
26	273132	1856/DELNP/2010	04/08/2008	28/09/2007	TAGGING METHOD	JOHNSON MATTHEY PLC.	13/08/2010	DELHI
27	273137	1038/DEL/2006	24/04/2006 16:20:12	28/04/2005	A PAPERMAKER'S FABRIC	ALBANY INTERNATIONAL CORP.	03/08/2007	DELHI
28	273138	2700/DELNP/2007	04/08/2003	23/08/2002	FIBER REINFORCED CEMENTITIOUS MATERIAL AND PROCESS FOR PREPARATION THEREOF	BUKEYE TECHNOLOGIES, INC.,	03/08/2007	DELHI
29	273139	4314/DELNP/2007	19/12/2005	20/12/2004	GROUND SCRAPER	LORIDEN PTY LTD.	24/08/2007	DELHI
30	273143	5981/DELNP/2007	27/01/2006	15/02/2005	COLLAPSIBLE IRONING BOARD	LAURASTAR S.A	24/08/2007	DELHI
31	273145	3017/DEL/2010	20/12/2010 11:25:12	22/12/2009	NOVEL DIAMINO-ALCOHOL COMPOUNDS AND PROCESSES FOR THEIR MANUFACTURE	DOW GLOBAL TECHNOLOGIES LLC,ANGUS CHEMICAL COMPANY	04/10/2013	DELHI
32	273146	3937/DELNP/2007	29/11/2005	24/12/2004	TERMINAL-LINKING MEMBER OF SECONDARY BATTERY MODULE	LG CHEM, LTD.	31/08/2007	DELHI

Publication Under Section 43(2) in Respect of the Grant

Following Patents have been granted and any person interested in opposing these patents under Section 25(2) may at any time within one year from the date of this issue, give notice to the Controller of Patents at the appropriate office, on the prescribed form-7 along with written statement and evidence, if any.

Serial Number	Patent Number	Application Number	Date of Application	Date of Priority	Title of Invention	Name of Patentee	Date of Publication of Abstract u/s 11(A)	Appropriate Office
1	273061	136/MUMNP/2010	07/08/2008	09/08/2007	HIGH SOLIDS EPOXY COATING COMPOSITION	AKZO NOBEL COATINGS INTERNATIONAL B.V	25/06/2010	MUMBAI
2	273064	1624/MUM/2006	03/10/2006		AN ON - LINE ELECTRICAL POWER SAVER FOR BOTH SINGLE- PHASE AND 3 - PHASE LOADS	SALUNKE SHITALKUMAR TIKARAM	26/10/2007	MUMBAI
3	273066	549/MUMNP/2009	03/04/2007	03/10/2006	PROCESS FOR THE PRODUCTION OF NANOMETRIC, MONODISPERSED AND STABLE MAGNESIUM HYDROXIDE AND PRODUCT OBTAINED	SERVICIOS INDUSTRIALES PE'OLES S.A. DE C.V.,SERVICIOS ADMINISTRATIVOS PENOLES S.A. DE C.V.	22/05/2009	MUMBAI
4	273067	735/MUMNP/2008	17/10/2006	18/10/2005	A METHOD FOR PREPARATION OF DIARYL ALKYLPHOSPHONATES	FRX POLYMERS, INC.	09/05/2008	MUMBAI
5	273082	1597/MUMNP/2011	18/02/2010	19/02/2009	METHOD FOR THE CRYOPRESERVATION OF CELLS, ARTIFICIAL CELL CONSTRUCTS OR THREE-DIMENSIONAL COMPLEX TISSUES ASSEMBLIES	NATURIN GMBH & CO.	20/01/2012	MUMBAI
6	273086	2663/MUMNP/2011	16/02/2007	21/02/2006	ORGANOFUNCTIONAL SILANES AND THEIR MIXTURES	MOMENTIVE PERFORMANCE MATERIALS, INC.	04/05/2012	MUMBAI
7	273088	1788/MUMNP/2009	26/03/2008	27/03/2007	RAPID DEEP-SECTION CURE SILICONE COMPOSITIONS.	MOMENTIVE PERFORMANCE MATERIALS,	03/01/2014	MUMBAI
8	273091	2251/MUMNP/2011	30/03/2010	30/03/2009	IMPROVED METHOD FOR MANUFACTURING DIPEPTIDYL PEPTIDASE-IV INHIBITOR AND INTERMEDIATE	DONG-A ST CO., LTD.,	30/03/2012	MUMBAI
9	273092	1813/MUMNP/2008	20/02/2007	23/02/2006	TERRY PRODUCT	LENZING AKTIENGESELLSCHAFT	19/12/2008	MUMBAI
10	273110	319/MUM/2011	04/02/2011 13:14:42		A PROCESS FOR PREPARING SUSPENSION OF TITANIUM DIOXIDE NANOPARTOCLES	TATA CONSULTANCY SERVICES LTD.	10/08/2012	MUMBAI

11	273113	1452/MUM/2010	07/05/2010 16:02:28		DISTRIBUTED OSCILLATOR FOR GENERATING A HIGH FUNDAMENTAL FREQUENCY MICROWAVE SIGNAL HAVING HIGH POWER OUTPUT	INDIAN INSTITUTE OF TECHNOLOGY, BOMBAY	10/08/2012	MUMBAI
12	273116	1056/MUMNP/2009	09/11/2007	17/11/2006	PROCESS FOR THE CATLYTIC MONO-TOSYLATION OF A DIOLS	JANSSEN PHARMACEUTICA NV	19/11/2010	MUMBAI
13	273117	1143/MUMNP/2009	07/01/2008	08/01/2007	EXTENDED INTER-LAYER CODING FOR SPATIAL SCALABILITY	QUALCOMM INCORPORATED	17/07/2009	MUMBAI
14	273118	1870/MUMNP/2009	25/04/2008	25/04/2007	ELECTROLYTIC ACID WATER	AKUATECH S.R.L	26/02/2010	MUMBAI
15	273127	2090/MUMNP/2008	03/04/2007	12/04/2006	CONTROLLING A POWER LEVEL IN A WIRELESS COMMUNICATIONS SYSTEM WITH DIFFERENT SCRAMBLING CODES	TELEFONAKTIEBOLAGET LM ERICSSON (PUBL)	31/10/2008	MUMBAI
16	273133	1314/MUMNP/2008	31/01/2007	08/02/2006	METHOD FOR THE MANUFACTURING OF MICROFIBRILLATED CELLULOSE	Innventia AB	10/10/2008	MUMBAI
17	273136	1702/MUM/2009	23/07/2009 15:49:28		WATER-BASED ANTI-LICE PHARMACEUTICAL COMPOSITIONS AND THE PROCESS FOR PREPARING THE SAME	MARICO LTD	22/10/2010	MUMBAI
18	273140	943/MUMNP/2006	16/03/2005	16/03/2004	HYDROTALCITE SUBSTANCE, PROCESS FOR PRODUCING THE SAME AND METHOD OF IMMOBILIZING HAZARDOUS SUBSTANCE	Waseda University,JDC Corporation	17/08/2007	MUMBAI
19	273141	1752/MUMNP/2010	29/01/2009	19/02/2008	A COSMETIC PRODUCT FOR IMPARTING A GLOW OR SUNLESS TAN TO SKIN	HINDUSTAN UNILEVER LIMITED	07/10/2011	MUMBAI
20	273147	2026/MUMNP/2007	11/05/2006	12/05/2005	LOW EMISSIVITY COATING WITH LOW SOLAR HEAT GAIN COEFFICIENT, ENHANCED CHEMICAL AND MECHANICAL PROPERTIES AND METHOD OF MAKING THE SAME	AGC FLAT GLASS NORTH AMERICA, INC.	25/01/2008	MUMBAI
21	273149	747/MUMNP/2007	24/10/2005	25/10/2004	PIRAMIDAL CASE, FOR COMPUTER, WITH HIGH ABILITY TO DISSIPATE THE HEAT	PETRUZZI VASCO	20/07/2007	MUMBAI

Publication Under Section 43(2) in Respect of the Grant

Following Patents have been granted and any person interested in opposing these patents under Section 25(2) may at any time within one year from the date of this issue, give notice to the Controller of Patents at the appropriate office, on the prescribed form-7 along with written statement and evidence, if any.

Serial Number	Patent Number	Application Number	Date of Application	Date of Priority	Title of Invention	Name of Patentee	Date of Publication of Abstract u/s 11(A)	Appropriate Office
1	273059	1919/CHENP/2008	26/09/2006	26/09/2005	PHYSICALLY AND CHEMICALLY STABLE, WATER-SOLUBLE, AMPHIPHILIC POLYMER-PDGF COMPLEX AND A METHOD THEREOF	ADOCIA	23/01/2009	CHENNAI
2	273069	2749/CHENP/2008	01/12/2006	02/12/2005	METHOD AND APPARATUS FOR PROVIDING SECURE REMOTE ACCESS TO ENTERPRISE NETWORKS	LUCENT TECHNOLOGIES INC.	06/03/2009	CHENNAI
3	273072	5927/CHENP/2007	10/05/2006	23/06/2005	BRAKE REGULATING SYSTEM FOR A MOTOR VEHICLE	ROBERT BOSCH GMBH	13/06/2008	CHENNAI
4	273076	1214/CHE/2009	26/05/2009 16:30:02	18/06/2008	AN INSTANT MESSAGING CLIENT AND HUMAN-MACHINE INTERACTION METHOD	TENCENT TECHNOLOGY (SHENZHEN) COMPANY LIMITED	25/12/2009	CHENNAI
5	273078	2968/CHE/2007	11/12/2007 15:54:50		A LIGHT WEIGHT COMPOSITE ARTICLE AND STRUCTURAL MEMBERS MADE THEREWITH	ASHOK LEYLAND LIMITED	11/01/2008	CHENNAI
6	273080	6787/CHENP/2008	10/05/2007	10/05/2006	THERMAL OXIDATION PROTECTIVE SURFACE FOR STEEL PISTONS	FEDERAL-MOGUL CORPORATION	27/03/2009	CHENNAI
7	273081	4186/CHENP/2008	22/12/2006	11/01/2006	A FLOORING SYSTEM	VALINGE INNOVATION AB	13/03/2009	CHENNAI
8	273083	1661/CHENP/2007	04/10/2005	22/10/2004	TUBE MADE OF A PROFILE ROLLED METAL PRODUCT AND METHOD OF PRODUCING THE SAME	ALERIS ALUMINUM KOBLENZ GMBH	31/08/2007	CHENNAI
9	273102	2935/CHENP/2009	26/10/2007	26/10/2006	METHODS AND SYSTEMS FOR PROVIDING A CALL ATTEMPT TRIGGERED MESSAGING SERVICE IN A COMMUNICATIONS NETWORK	TEKELEC GLOBAL INC	21/08/2009	CHENNAI

10	273107	7374/CHENP/2009	14/04/2008	18/06/2007	VEHICLE BODY SIDE STRUCTURE	HONDA MOTOR CO., LTD	09/04/2010	CHENNAI
11	273115	2072/CHE/2006	09/11/2006	09/11/2005	AN ITEM CHECKOUT APPARATUS AND AN ITEM CHECKOUT METHOD	NCR INTERNATIONAL, INC	07/12/2007	CHENNAI
12	273119	1430/CHE/2005	06/10/2005	07/10/2004	APPARATUS AND METHOD FOR FORMATION EVALUATION	PRAD RESEARCH AND DEVELOPMENT N.V	09/05/2008	CHENNAI
13	273121	5309/CHENP/2009	17/03/2008	17/03/2007	A METHOD FOR FREQUENCY DOMAIN EQUALIZATION FOR TIME VARYING CHANNELS AND A WIRELESS COMMUNICATION TERMINAL, ACCESS POINT THEREOF	QUALCOMM INCORPORATED	11/12/2009	CHENNAI
14	273129	1768/CHE/2008	23/07/2008 17:27:28		A DECKING SECTION FOR A STORING FACILITY	GODREJ & BOYCE MFG. CO. LTD	29/01/2010	CHENNAI
15	273130	6661/CHENP/2009	16/04/2008	23/04/2007	METHOD AND APPARATUS FOR PORT SCAN PROTECTION •	INTERNATIONAL BUSINESS MACHINES CORPORATION	09/07/2010	CHENNAI
16	273135	211/CHENP/2008	07/07/2006	14/07/2005	AUDIO ENCODING AND DECODING	KONINKLIJKE PHILIPS ELECTRONICS N.V.,Dolby International AB	19/09/2008	CHENNAI
17	273142	6036/CHENP/2007	27/06/2006	28/06/2005	A HANDSHAKING METHOD AND APPARATUS FOR OFDM SYSTEMS WITH UNKNOWN SUB-CHANNEL AVAILABILITY	KONINKLIJKE PHILIPS ELECTRONICS N.V.	27/06/2008	CHENNAI

Publication Under Section 43(2) in Respect of the Grant

Following Patents have been granted and any person interested in opposing these patents under Section 25(2) may at any time within one year from the date of this issue, give notice to the Controller of Patents at the appropriate office, on the prescribed form-7 along with written statement and evidence, if any.

Serial Number	Patent Number	Application Number	Date of Application	Date of Priority	Title of Invention	Name of Patentee	Date of Publication of Abstract u/s 11(A)	Appropriate Office
1	273070	1227/KOLNP/2010	25/09/2008	25/10/2007	METHOD APPARATUS FOR GENERATING AN ENHANCEMENT LAYER WITHIN AN AUDIO CODING SYSTEM	MOTOROLA, INC.	02/07/2010	KOLKATA
2	273071	269/KOLNP/2010	24/07/2008	31/07/2007	POLYMERIC DYES, OVERCOAT COMPOSITIONS AND THERMAL LITHOGRAPHIC PRINTING PLATES	AMERICAN DYE SOURCE INC.	07/05/2010	KOLKATA
3	273075	106/KOLNP/2008	09/06/2005	09/06/2005	A TUNABLE CIRCUIT ARRANGEMENT AND A METHOD FOR PROVIDING SUCH AN ARRANGEMENT	TELEFONAKTIEBOLAGET LM ERICSSON (PUBL)	12/09/2008	KOLKATA
4	273085	525/KOL/2006	01/06/2006	26/07/2005	TRANSPORT BELT FOR TRANSPORTING A FIBRE STRAND	MASCHINENFABRIK RIETER AG	13/07/2007	KOLKATA
5	273093	4187/KOLNP/2008	29/03/2007	03/04/2006	ANTIFUNGAL AGENTS	SCYNEXIS, INC.	06/03/2009	KOLKATA
6	273095	707/KOLNP/2010	28/08/2008	28/08/2007	ARTICLE FOR EXTRACTING A COMPONENT FROM A FLUID STREAM, METHODS AND SYSTEMS INCLUDING SAME	COMMONWEALTH SCIENTIFIC AND INDUSTRIAL RESEARCH ORGANISATION	16/07/2010	KOLKATA
7	273096	142/KOLNP/2007	24/06/2005	13/07/2004	METHODS FOR OBTAINING PACLITAXEL FROM TAXUS PLANTS	INDENA S.P.A.	29/06/2007	KOLKATA
8	273098	1121/KOLNP/2010	01/10/2008	01/10/2007	FREQUENCY HOPPING PATTERN AND METHOD FOR TRANSMITTING UPLINK SIGNALS USING THE SAME	LG ELECTRONICS INC.	16/07/2010	KOLKATA
9	273101	2002/KOLNP/2009	17/12/2007	29/12/2006	ORGANIC POWDER FILLER USEFUL AS THE REPLACEMENT OF MINERAL FILLER IN COMPOSITES	COOK COMPOSITES & POLYMERS COMPANY	19/06/2009	KOLKATA
10	273104	698/KOL/2005	02/08/2005	30/09/2004	ARRANGEMENT FOR MIXING FIBRE COMPONENTS, FOR EXAMPLE FIBRE FLOCKS, ESPECIALLY IN SPINNING PREPARATION, FIBRE WEB PRODUCTION OR THE LIKE.	TRUTZSCHLER GMBH & CO. KG.	29/12/2006	KOLKATA

11	273105	1544/KOL/2008	08/09/2008	11/10/2007	A MOTORCYCLE WITH IMPROVED RADIATOR MOUNTING FOR ENHANCED COOLING	YAMAHA HATSUDOKI KABUSHIKI KAISHA	01/05/2009	KOLKATA
12	273106	1892/KOL/2008	03/11/2008	03/11/2007	A METHOD FOR OPERATING A HYBRID POWERTRAIN SYSTEM	GM GLOBAL TECHNOLOGY OPERATIONS, INC.	05/06/2009	KOLKATA
13	273111	840/KOL/2005	12/09/2005	30/05/2005	NOTCHED WIRE, NOTCHED WIRE ELEMENT AND FILTRATION APPARATUS	KANAGAWA KIKI KOGYO CO., LTD.	12/01/2007	KOLKATA
14	273114	546/KOL/2009	27/03/2009 15:11:51		A METHOD FOR NON-DESTRUCTIVE DETECTION OF GENUINENESS OF GEMSTONES AND A SYSTEM FOR CARRYING OUT THE SAME	S.N. BOSE NATIONAL CENTRE FOR BASIC SCIENCES	01/05/2009	KOLKATA
15	273123	1569/KOL/2008	11/09/2008	30/10/2007	A RADIATOR COVER FOR A STRADDLE-TYPE VEHICLE	YAMAHA HATSUDOKI KABUSHIKI KAISHA	05/06/2009	KOLKATA
16	273124	940/KOLNP/2006	15/09/2004	17/09/2003	FUSED HETEROCYCLIC COMPOUNDS	JANSSEN PHARMACEUTICA, N.V.	20/04/2007	KOLKATA
17	273126	1457/KOL/2008	26/08/2008	26/09/2007	METHOD FOR OPERATING AN INTERNAL COMBUSTION ENGINE TO TRANSMIT TORQUE TO A POWERTRAIN	GM GLOBAL TECHNOLOGY OPERATIONS, INC.	01/05/2009	KOLKATA
18	273131	2256/KOLNP/2007	08/12/2005	29/12/2004	PACKAGING PROCESS EMPLOYING A CLOSURE ORIFICE SEAL VENT	APTARGROUP,INC.	17/08/2007	KOLKATA
19	273134	4116/KOLNP/2009	07/05/2008	14/06/2007	PROPYLENE PRODUCTION	LYONDELL CHEMICAL TECHNOLOGY, L.P.	12/03/2010	KOLKATA
20	273144	149/KOLNP/2010	25/08/2008	24/08/2007	A METHOD OF PROCESSING DATA FOR A RECEIVER BY USING FAST INFORMATION CHANNEL(FIC)AND SERVICE MAP TABLE(SMT) AND THE RECEIVER THEREOF	LG ELECTRONICS INC.	30/04/2010	KOLKATA
21	273148	2928/KOLNP/2009	10/01/2008	16/02/2007	APPARATUS AND METHOD FOR GENEREATING A DATA STREAM AND APPARATUS AND METHOD FOR READING A DATA STREAM	FRAUNHOFER-GESELLSCHAFT ZUR F–RDERUNG DER ANGEWANDTEN FORSCHUNG E.V.	20/08/2010	KOLKATA

CONTINUED TO PART-3

CONTINUED FROM PART- 2

INTRODUCTION

In view of the recent amendment made in the Designs (Amendment) Rules, 2008 with effect from 17/06/2008, Publication of the matter relating to Designs is being published in the Official Journal of The Patent Office. This Journal is being published on weekly basis on every Friday covering the various proceedings on Designs as required according to the provisions of under Rule 22, 25, 27 and 39 of the Design (Amendment) Rules, 2008. All the enquiries on this Official Journal and other information as required by the public should be addressed to the Controller General of Patents, Designs & Trade Marks. Suggestions and comments are requested from all quarters so that the content can be enriched.

DESIGN
CORRIGENDUM

The Registered Design No. 225325 which has been erroneously published in the official Journal of India dated 05/08/2011, part –II , at page 5, column 1 in the name of THE PROCTER & GAMBLE COMPANY ONE PROCTER & GAMBLE PLAZA, CINCINNATI, OHIO-45202, UNITED STATES OF AMERICA Class 02-01, Date of Registration 14/10/2009, Titled as DIAPER, Priority NA should read as THE PROCTER & GAMBLE COMPANY ONE PROCTER & GAMBLE PLAZA, CINCINNATI, OHIO-45202, UNITED STATES OF AMERICA Class 02-01, Date of Registration 14/10/2009, Titled as DIAPER, Priority Number 29/335,411 Date 15/04/2009, Country USA

COPYRIGHT PUBLICATION

SL NO	REGISTERED DESIGN NUMBERS	RENEWED ON
1.	194282	07.04.2016
2.	195987	07.04.2016
3.	196235	07.04.2016
4.	199466	07.04.2016
5.	199501	07.04.2016
6.	202427	28.03.2016
7.	203484	07.04.2016
8.	203582	01.04.2016
9.	203667	01.04.2016
10.	203769	01.04.2016
11.	203770	01.04.2016
12.	204204	11.03.2016

THE DESIGNS ACT, 2000
SECTION 30
DESIGN ASSIGNMENT

The Design stands in the name of KONECRANES PLC registered under the Designs Act, 2000 has been assigned in the Register of Designs in the name as follows:-

Design No.	Class	Name
248469 256186 267140 266714	12-05 12-05 12-05 12-05	KONECRANES GLOBAL OY (PARALLEL TRADE NAME KONECRANES GLOBAL CORPORATION), A COMPANY ORGANISED AND EXISTING UNDER THE LAWS OF FINLAND, OF THE ADDRESS KONEENKATU 8, 05830 HYVINKAA, FINLAND

RESTORATION OF LAPSED DESIGNS
UNDER SECTION 12 (2) OF THE DESIGNS ACT, 2000

An application made under Section 12 (2) of the Designs act, 2000 on **24.09.2014**, for Restoration of **Design No.194282 dated 14.01.2004** in the name of **USHA MEDISALES, A REGISTERED PARTNERSHIP FIRM WHOSE PARTNERS ARE MS. SONAL SANDEEP GANDHI, CHANDRAKANT DAMODAR GANDHI, DHIRENDRA CHANDRAKANT GANDHI (KARTA OF HUF) ALL INDIAN NATIONAL HAVING ITS OFFICE AT 1ST FLOOR, SITA MAULI, M DHINGRA ROAD, PANCH PAKHADI, THANE (WEST) 400602, MAHARASHTRA, INDIA** has been allowed.

An application made under Section 12 (2) of the Designs act, 2000 on **13.02.2015**, for Restoration of **Design No.195987 dated 14.06.2004** in the name of **SINTEX INDUSTRIES LIMITED, (PLASTIC DIVISION), A COMPANY INCORPORATED UNDER THE INDIAN COMPANIES ACT, HAVING ITS REGISTERED OFFICE AT, KALOL-382721, NORTH GUJARAT, INDIA** has been allowed.

An application made under Section 12 (2) of the Designs act, 2000 on **19.03.2015**, for Restoration of **Design No.199501 dated 30.11.2004** in the name of **STARBUCKS CORPORATION, 2401 UTAH AVENUE SOUTH SEATTLE, WASHINGTON 98134, U.S.A., A CORPORATION OF THE STATE OF WASHINGTON, U.S.A** has been allowed.

An application made under Section 12 (2) of the Designs act, 2000 on **03.06.2015**, for Restoration of **Design No.199466 dated 18.05.2005** in the name of **VETRERIA RESANESE S.P.A., VIA VIVALDI 1, 35012-CAMPOSAMPIERO (ITALY), AN ITALIAN LIMITED COMPANY** has been allowed.

An application made under Section 12 (2) of the Designs act, 2000 on **07.04.2015**, for Restoration of **Design No.196235 dated 12.07.2004** in the name of **MR. HARESH J. KESWANI, INDIAN NATIONAL, RESIDING AT KEWAL KUTIR, SORABJI COMPOUND, B/H OLD WADEJ BUS STOP, OLD WADEJ, AHMEDABAD-380013, GUJARAT, INDIA** has been allowed.

REGISTRATION OF DESIGNS

The following designs have been registered. They are now open for public inspection. In the following each entry the Date of Registration is shown. The Priority Number, Priority Date and Priority Country are also shown

DESIGN NUMBER	254061
CLASS	13-02
1)YASH HIGHVOLTAGE INSULATORS PVT. LTD. (A COMPANY INCORPORATED UNDER THE COMPANIES ACT, 1956) HAVING ITS PRINCIPAL PLACE OF BUSINESS AT ADDRESS B/H. GENERAL MOTORS, NEAR GEB SUBSTATION, KHAKHARIYA-391510, DIST: VADODARA, GUJARAT-INDIA	
DATE OF REGISTRATION	23/05/2013
TITLE	POWER TRANSFORMER BUSHING
PRIORITY NA	

DESIGN NUMBER	266071
CLASS	12-16
1)MAHINDRA & MAHINDRA LTD., A COMPANY INCORPORATED UNDER THE INDIAN COMPANIES ACT, 1913 OF GATEWAY BUILDING, APOLLO BUNDER, MUMBAI 400001. MAHARASHTRA, INDIA	
DATE OF REGISTRATION	26/09/2014
TITLE	DUAL PAD SUNVISOR
PRIORITY NA	

DESIGN NUMBER	258190
CLASS	09-04
1)ASHMITABEN R. VAISHNANI AND SASHIKANTBHAI SAVALIYA BOTH INDIAN NATIONAL PARTNERS OF ADDWELL KITCHEN PRODUCTS AN INDIAN PARTNERSHIP FIRM HAVING ITS PRINCIPAL PLACE OF BUSINESS AT PLOT NO. 145, PHASE-II, MIPCO CHOWKDI, NARMADA NAGAR, OPP. NEW SAFARI, G.I.D.C., BHARUCH-392015, GUJARAT-INDIA	
DATE OF REGISTRATION	18/11/2013
TITLE	KITCHEN BASKET
PRIORITY NA	

DESIGN NUMBER	266918
CLASS	13-03
1)M/S GM MODULAR PVT. LTD., (A COMPANY INCORPORATED UNDER INDIAN COMPANIES ACT), 14/15, BOKADIA IND. ESTATE, SATIVALI ROAD, VASAI (EAST)-401208, DISTRICT-THANE, MAHARASHTRA (INDIA)	
DATE OF REGISTRATION	27/10/2014
TITLE	SWITCH PLATE
PRIORITY NA	

DESIGN NUMBER	278369
CLASS	05-05
1)SATHEESAN V, B-17, SECTOR-58 NOIDA-201301 (UP), INDIAN	
DATE OF REGISTRATION	15/12/2015
TITLE	TEXTILE FABRIC
PRIORITY NA	

DESIGN NUMBER	273160
CLASS	08-09
1)GOPALBHAI S. VANSAJALIYA AND ALPESHBHAI V. RABARA BOTH INDIAN NATIONAL PARTNERS OF ANAND PLASTIC AN INDIAN PARTNERSHIP FIRM HAVING ITS PRINCIPAL PLACE OF BUSINESS AT SAMRAT INDUSTRIAL AREA, STREET NO. 22, BEHIND S. T. WORKSHOP, NEAR ELLORA TILES, RAJKOT-360004, GUJARAT-INDIA	
DATE OF REGISTRATION	26/06/2015
TITLE	DOOR MAGNET
PRIORITY NA	

DESIGN NUMBER	273816
CLASS	08-09
1)AJNI INDUSTRIES PVT. LTD. (A COMPANY INCORPORATED UNDER THE COMPANIES ACT, 1956) HAVING ITS PRINCIPAL PLACE OF BUSINESS AT ADDRESS: PLOT NO. 20 TO 26, GUJARAT INDUSTRIAL ESTATE, NEAR PVR CINEMA, CHHANI ROAD, NAVAYARD, VADODARA PIN: 390002, GUJARAT-INDIA	
DATE OF REGISTRATION	22/07/2015
TITLE	ALUMINUM PROFILE
PRIORITY NA	

DESIGN NUMBER	278958
CLASS	12-11
1)BAJAJ AUTO LIMITED, AN INDIAN COMPANY, INCORPORATED UNDER THE COMPANIES ACT OF 1956, HAVING ITS PRINCIPAL PLACE OF BUSINESS AT 2/A, 2ND FLOOR, BHARANI BUSINESS CENTRE, DR. BHANUMATHI RAMKRISHNA ROAD, SALIGRAMAM, CHENNAI 600093, (FORMERLY AT 2ND & 3RD FLOOR, KHIVRAJ BUILDING, NO. 616, ANNA SALAI, CHENNAI - 600006, STATE OF TAMIL NADU), AND REGISTERED OFFICE AT AKURDI, PUNE-411035, STATE OF MAHARASHTRA, INDIA	
DATE OF REGISTRATION	31/12/2015
TITLE	ENGINE LOWER COVER FOR MOTORCYCLE
PRIORITY NA	

DESIGN NUMBER	278811
CLASS	12-11
1)HERO CYCLES LIMITED HERO NAGAR, G.T. ROAD, LUDHIANA-141003 (PUNJAB), INDIA	
DATE OF REGISTRATION	28/12/2015
TITLE	BICYCLE
PRIORITY NA	

DESIGN NUMBER	278014
CLASS	13-03
1)SANJAY A. PATEL AN INDIAN NATIONAL AND HAVING HIS PLACE OF BUSINESS AT C/O. ADLER ELECTRONICS PVT. LTD., STERLING, 24/A, STREET NO. 1, VIDYA KUNJ SOCIETY, AMIN MARG, RAJKOT-360006 (GUJARAT) INDIA	
DATE OF REGISTRATION	01/12/2015
TITLE	SWITCH PLATE
PRIORITY NA	



DESIGN NUMBER	271794
CLASS	09-01
1)PRAKASH MAGILALJI BORANA AN INDIAN PROPRIETOR FIRM OF SKY INDUSTRIES, 112-A TIRUPATI UDYOG NAGAR, SATIVALI ROAD, VASAI (E), DIST. THANE, MAHARASHTRA, INDIA	
DATE OF REGISTRATION	29/04/2015
TITLE	BOTTLE
PRIORITY NA	

DESIGN NUMBER	272026
CLASS	13-03
1)GENERAL ELECTRIC COMPANY, AN ORGANIZATION REGISTERED UNDER THE LAWS OF UNITED STATES OF AMERICA, AND HAVING ITS OFFICE AT 1 RIVER ROAD, SCHENECTADY, NEW YORK 12345, UNITED STATES OF AMERICA	
DATE OF REGISTRATION	11/05/2015
TITLE	ELECTRICAL BRUSH

PRIORITY

PRIORITY NUMBER	DATE	COUNTRY
29/509343	17/11/2014	U.S.A.

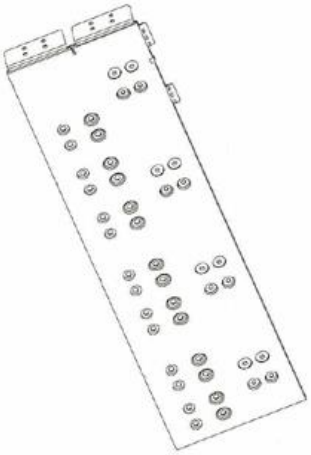

DESIGN NUMBER	265380
CLASS	23-02

1)AS IP HOLDCO, LLC, AN AMERICAN COMPANY, OF THE ADDRESS:
ONE CENTENNIAL AVENUE PISCATAWAY, NEW JERSEY 08854, UNITED STATES OF AMERICA

DATE OF REGISTRATION	03/09/2014
TITLE	COLLECTOR FOR USE WITH A LATRINE PAN IN OFFSET PIT LATRINES

PRIORITY

PRIORITY NUMBER	DATE	COUNTRY
29/484,278	07/03/2014	U.S.A.

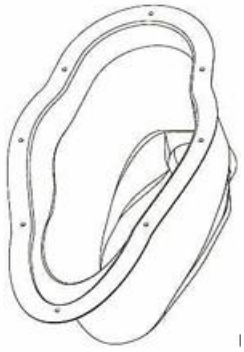

DESIGN NUMBER	268238
CLASS	15-99

1)MAAG AUTOMATIK GMBH, A COMPANY INCORPORATED UNDER THE LAWS OF GERMANY, ADDRESS AT
OSTRING 19, D-63762 GROSSOSTHEIM, GERMANY

DATE OF REGISTRATION	16/12/2014
TITLE	SUPPORT FOR EXTRUSION INSTALLATION & GRANULATING APPARATUS

PRIORITY

PRIORITY NUMBER	DATE	COUNTRY
001415095-0001	27/06/2014	OHIM

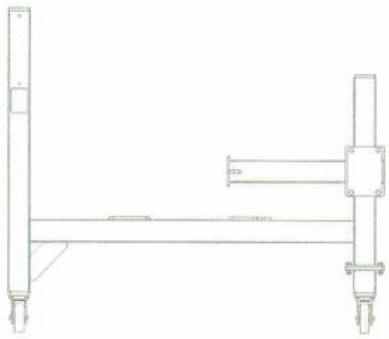

DESIGN NUMBER	279514
CLASS	23-04

1)DAIKIN INDUSTRIES LTD. A JAPANESE COMPANY OF THE ADDRESS:
UMEDA CENTER BUILDING, 4-12 NAKAZAKI-NISHI 2-CHOME, KITA-KU, OSAKA-SHI, OSAKA-FU, JAPAN

DATE OF REGISTRATION	18/01/2016
TITLE	OUTDOOR UNIT FOR AIR-CONDITIONER

PRIORITY

PRIORITY NUMBER	DATE	COUNTRY
2015-016920	29/07/2015	JAPAN

DESIGN NUMBER	274227
CLASS	28-03
1)RECKITT BENCKISER (BRANDS) LIMITED, A BRITISH COMPANY OF 103-105 BATH ROAD, SLOUGH BERKSHIRE, SL1 3UH, UNITED KINGDOM	
DATE OF REGISTRATION	06/08/2015
TITLE	NAIL CARE INSTRUMENT

PRIORITY

PRIORITY NUMBER	DATE	COUNTRY
002646588-0002	05/03/2015	OHIM

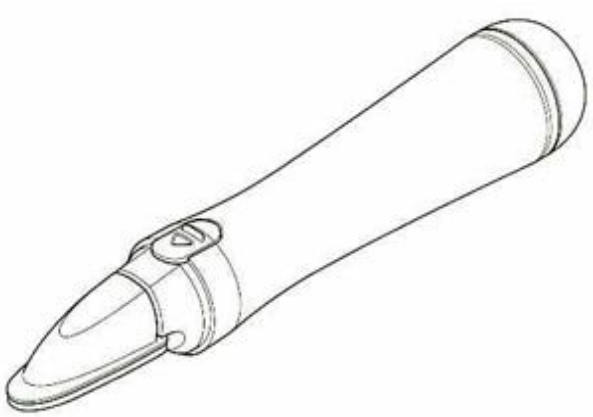

DESIGN NUMBER	278789
CLASS	06-11
1)SH. K. K. CHOTANI, L-231, SECTOR-3, BAWANA INDL. AREA, DELHI-110039, (INDIA) AN INDIAN NATIONAL OF THE ABOVE ADDRESS	
DATE OF REGISTRATION	28/12/2015
TITLE	DOOR MAT

PRIORITY NA



DESIGN NUMBER	278370
CLASS	05-05
1)SATHEESAN V, B-17, SECTOR-58 NOIDA-201301 (UP), INDIAN	
DATE OF REGISTRATION	15/12/2015
TITLE	TEXTILE FABRIC

PRIORITY NA

DESIGN NUMBER	268325
CLASS	31-00
1)ABDULLAH ADAM BADHRA (AN INDIAN NATIONAL) PROPRIETOR OF BADHRA INDUSTRIES AN INDIAN PROPRIETOR SHIP FIRM OF PATEL COMPOUND, VAISHET PADA NO. 2, NEAR TRIVENI NAGAR, KURAR VILLAGE, MALAD (E) MUMBAI-400097, MAHARASHTRA, INDIA	
DATE OF REGISTRATION	22/12/2014
TITLE	BODY OF PORTABLE BLENDER
PRIORITY NA	

DESIGN NUMBER	278961
CLASS	26-06
1)BAJAJ AUTO LIMITED, AN INDIAN COMPANY, INCORPORATED UNDER THE COMPANIES ACT OF 1956, HAVING ITS PRINCIPAL PLACE OF BUSINESS AT 2/A, 2ND FLOOR, BHARANI BUSINESS CENTRE, DR. BHANUMATHI RAMKRISHNA ROAD, SALIGRAMAM, CHENNAI 600093, (FORMERLY AT 2ND & 3RD FLOOR, KHIVRAJ BUILDING, NO. 616, ANNA SALAI, CHENNAI - 600006, STATE OF TAMIL NADU), AND REGISTERED OFFICE AT AKURDI, PUNE-411035, STATE OF MAHARASHTRA, INDIA	
DATE OF REGISTRATION	31/12/2015
TITLE	TAIL LAMP FOR MOTORCYCLE
PRIORITY NA	

DESIGN NUMBER	278815
CLASS	12-11
1)HERO CYCLES LIMITED HERO NAGAR, G.T. ROAD, LUDHIANA-141003 (PUNJAB), INDIA	
DATE OF REGISTRATION	28/12/2015
TITLE	BICYCLE
PRIORITY NA	

DESIGN NUMBER	267701
CLASS	24-02
1)HEMOCUE AB, A SWEDISH COMPANY, OF BOX 1204, 262 23 ÄNGELHOLM, SWEDEN	
DATE OF REGISTRATION	26/11/2014
TITLE	ANALYZER FOR BLOOD ANALYSIS

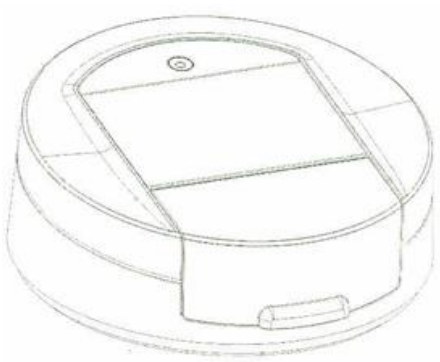

PRIORITY

PRIORITY NUMBER	DATE	COUNTRY
29/495,153	27/06/2014	U.S.A.

DESIGN NUMBER	278077
CLASS	19-06
1)REAL PLASTICS (A PARTNERSHIP FIRM REGISTERED UNDER INDIAN PARTNERSHIP ACT, 1932) HAVING OFFICE AT 328/11, KACHI GAM, BEHIND PATEL CRICKET GROUND, OFF. SOMNATH ROAD, DAMAN PIN CODE-396210. WHOSE PARTNERS ARE (1) RAJESH NIRMAL (INDIAN NATIONAL) & (2) ALPA NIRMAL (INDIAN NATIONAL) ALL ARE HAVING ABOVE ADDRESS	
DATE OF REGISTRATION	03/12/2015
TITLE	COMPASS BOX
PRIORITY NA	

DESIGN NUMBER	271816
CLASS	13-03
1)GENERAL ELECTRIC COMPANY, 1 RIVER ROAD, SCHENECTADY, NEW YORK 12345 UNITED STATES OF AMERICA	
DATE OF REGISTRATION	29/04/2015
TITLE	BUSBAR



PRIORITY

PRIORITY NUMBER	DATE	COUNTRY
29/508538	07/11/2014	U.S.A.

DESIGN NUMBER	263532
CLASS	15-09

1)JAYENDRABHAI SAGPARIYA AND PIYUSHBHAI SAGPARIYA BOTH INDIAN NATIONAL PARTNERS OF YANTRANG PRECISE AN INDIAN PARTNERSHIP FIRM HAVING ITS PRINCIPAL PLACE OF BUSINESS AT ADDRESS:
NH-8B, GONDAL ROAD, OPP. PARIN FURNITURE, INSIDE FROM RAILWAY CROSSING, GOVIND BAG, KOTHARIYA, RAJKOT-360006, GUJARAT-INDIA

DATE OF REGISTRATION	19/06/2014
TITLE	EARTH COUPLIN

PRIORITY NA

DESIGN NUMBER	278701
CLASS	05-05

1)SIDDHI VINAYAK KNOTS & PRINTS PVT. LTD. A COMPANY REGISTERED UNDER THE PROVISION OF COMPANIES ACT, 1956 HAVING ITS REGISTERED OFFICE AT
A-26, CENTRAL PARK, GIDC, PANDESARA, SURAT-394221 GUJARAT

DATE OF REGISTRATION	23/12/2015
TITLE	TEXTILE FABRIC

PRIORITY NA

DESIGN NUMBER	272543
CLASS	14-01

1)LOUD TECHNOLOGIES INC. A WASHINGTON CORPORATION OF
16220 WOOD-RED ROAD NE, WOODINVILLE, WASHINGTON 98072, USA

DATE OF REGISTRATION	04/06/2015
TITLE	SOUND SYSTEM

PRIORITY

PRIORITY NUMBER	DATE	COUNTRY
29/511099	05/12/2014	U.S.A.

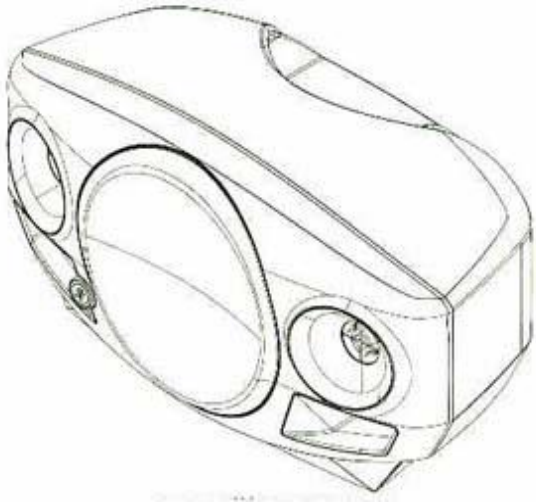

DESIGN NUMBER	264648
CLASS	09-05

1)POUCH PAC INNOVATIONS, LLC A COMPANY ORGANIZED AND EXISTING UNDER THE LAWS OF UNITED STATES, HAVING ITS OFFICE AT
1610 NORTHGATE BLVD. SARASOTA, FL 34234 UNITED STATES OF AMERICA

DATE OF REGISTRATION	11/08/2014
TITLE	POUCH

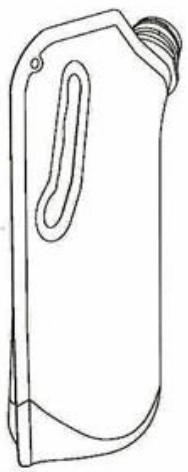

PRIORITY

PRIORITY NUMBER	DATE	COUNTRY
29/481,842	11/02/2014	U.S.A.

DESIGN NUMBER	278705
CLASS	05-05

1)SIDDHI VINAYAK KNOTS & PRINTS PVT. LTD. A COMPANY REGISTERED UNDER THE PROVISION OF COMPANIES ACT, 1956 HAVING ITS REGISTERED OFFICE AT
A-26, CENTRAL PARK, GIDC, PANDESARA, SURAT-394221 GUJARAT

DATE OF REGISTRATION	23/12/2015
TITLE	TEXTILE FABRIC



PRIORITY NA

DESIGN NUMBER	278850
CLASS	23-01

1)WHIRLPOOL OF INDIA LIMITED, AN INDIAN COMPANY HAVING ITS CORPORATE OFFICE AT
'WHIRLPOOL HOUSE', PLOT NO. 40, SECTOR-44, GURGAON-122002, HARYANA, INDIA

DATE OF REGISTRATION	29/12/2015
TITLE	WATER PURIFIER

PRIORITY NA

DESIGN NUMBER	249001
CLASS	09-03

1)SHREYANS R. BOBDA AND JIGAR S. SHAH BOTH INDIAN NATIONAL PARTNERS OF ARIHANT REMEDIES AN INDIAN PARTNERSHIP FIRM HAVING ITS PRINCIPAL PLACE OF BUSINESS AT
PLOT NO. 444, ASWAMEGH INDUSTRIAL ESTATE-II, OPP. M.N. DESAI PETROL PUMP, SARKHEJ-BAWLA N.H. NO. 8/A, CHANGODAR, DIST. AHMEDABAD-382213, GUJARAT-INDIA

DATE OF REGISTRATION	25/10/2012
TITLE	CONTAINER

PRIORITY NA

DESIGN NUMBER	254060
CLASS	13-02

1)YASH HIGHVOLTAGE INSULATORS PVT. LTD. (A COMPANY INCORPORATED UNDER THE COMPANIES ACT, 1956) HAVING ITS PRINCIPAL PLACE OF BUSINESS AT ADDRESS
B/H. GENERAL MOTORS, NEAR GEB SUBSTATION, KHAKHARIYA-391510, DIST: VADODARA, GUJARAT-INDIA

DATE OF REGISTRATION	23/05/2013
TITLE	POWER TRANSFORMER BUSHING

PRIORITY NA

DESIGN NUMBER	272872
CLASS	03-04

1)AURAMIST, INC. A CORPORATION ORGANIZED UNDER THE LAWS OF THE STATE OF DELAWARE
222, 2ND AVENUE NORTH, SUITE 416, NASHVILLE, TENNESSEE - 37201

DATE OF REGISTRATION	19/06/2015
TITLE	FAN

PRIORITY

PRIORITY NUMBER	DATE	COUNTRY
29512609	19/12/2014	U.S.A.

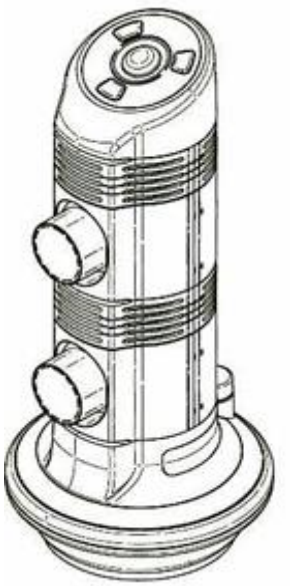

DESIGN NUMBER	265984
CLASS	23-04

1)KONINKLIJKE PHILIPS N.V., A COMPANY ORGANIZED AND EXISTING UNDER THE LAWS OF THE KINGDOM OF THE NETHERLANDS, RESIDING AT EINDHOVEN, WHOSE POST-OFFICE ADDRESS IS
HIGH TECH CAMPUS 5, 5656 AE EINDHOVEN, THE NETHERLANDS

DATE OF REGISTRATION	24/09/2014
TITLE	AIR PURIFIER

PRIORITY

PRIORITY NUMBER	DATE	COUNTRY
30-2014-0016011	31/03/2014	REPUBLIC OF KOREA

DESIGN NUMBER	278988
CLASS	09-03

1)K. SAYAJI RAO (DIRECTOR) & K. SATISH RAO (DIRECTOR) ARE INDIAN TRADING AS INNOVATIVE TECH PACK LIMITED SITUATED AT:- 1109-1110, CHIRANJEEV TOWER, 43, NEHRU PLACE, NEW DELHI-110019 (THIS COMPANY IS INCORPORATED UNDER THE COMPANIES ACT-1956)
WHOSE ADDRESS IS 1109-1110, CHIRANJEEV TOWER, 43, NEHRU PLACE, NEW DELHI-110019

DATE OF REGISTRATION	31/12/2015
TITLE	JAR

PRIORITY NA

DESIGN NUMBER	278719
CLASS	12-11

1)HERO CYCLES LIMITED
HERO NAGAR, G.T. ROAD, LUDHIANA-141003 (PUNJAB), INDIA

DATE OF REGISTRATION	24/12/2015
TITLE	BICYCLE

PRIORITY NA

DESIGN NUMBER	271992
CLASS	14-03

1)MICROSOFT MOBILE OY,
A CORPORATION ORGANIZED UNDER THE LAWS OF FINLAND OF THE ADDRESS KEILARANTA 7, 02150 ESPOO, FINLAND

DATE OF REGISTRATION	07/05/2015
TITLE	HANDSET

PRIORITY

PRIORITY NUMBER	DATE	COUNTRY
29/508,729	10/11/2014	U.S.A.

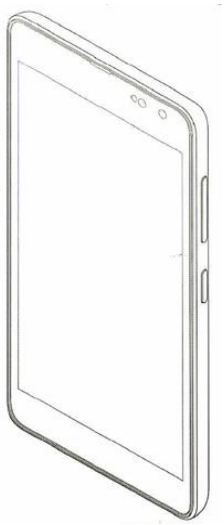

DESIGN NUMBER	278734
CLASS	09-03

1)SAGAR PETROLEUMS PVT. LTD., (INCORPORATED UNDER THE COMPANIES ACT, 1956) HAVING OFFICE AT
PLOT NO. S-3 & 4, APIIC, AUTONAGAR, HYDERABAD (TS), INDIA, INDIAN COMPANY AT THE ABOVE ADDRESS

DATE OF REGISTRATION	15/12/2015
TITLE	CAN

PRIORITY NA

DESIGN NUMBER	266917
CLASS	13-03

1)M/S GM MODULAR PVT. LTD., (A COMPANY INCORPORATED UNDER INDIAN COMPANIES ACT),
14/15, BOKADIA IND. ESTATE, SATIVALI ROAD, VASAI (EAST)-401208, DISTRICT-THANE, MAHARASHTRA (INDIA)

DATE OF REGISTRATION	27/10/2014
TITLE	SWITCH PLATE

PRIORITY NA

DESIGN NUMBER	274638
CLASS	24-02

1)MEDELA HOLDING AG,
LÄTTICHSTRASSE 4 B, 6340 BAAR, SWITZERLAND, A SWISS COMPANY

DATE OF REGISTRATION	19/08/2015
TITLE	BREASTSHIELD FOR A BREASTPUMP

PRIORITY

PRIORITY NUMBER	DATE	COUNTRY
874300501	20/02/2015	WIPO

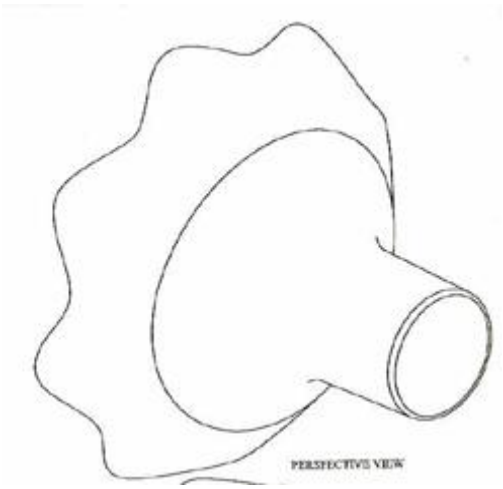

DESIGN NUMBER	278368
CLASS	05-05

1)SATHEESAN V,
B-17, SECTOR-58 NOIDA-201301 (UP), INDIAN

DATE OF REGISTRATION	15/12/2015
TITLE	TEXTILE FABRIC

PRIORITY NA

DESIGN NUMBER	265602
CLASS	24-01

1)KARL STORZ GMBH & CO. KG,
MITTELSTRASSE 8, D-78532 TUTTLINGEN, GERMANY, A LIMITED PARTNERSHIP IN GERMANY

DATE OF REGISTRATION	10/09/2014
TITLE	CHOLANGIOGRAPHY CATHETER DEFLECTOR

PRIORITY

PRIORITY NUMBER	DATE	COUNTRY
29/485,841	24/03/2014	U.S.A.

DESIGN NUMBER	278956
CLASS	26-06

1)BAJAJ AUTO LIMITED, AN INDIAN COMPANY, INCORPORATED UNDER THE COMPANIES ACT OF 1956, HAVING ITS PRINCIPAL PLACE OF BUSINESS AT
2/A, 2ND FLOOR, BHARANI BUSINESS CENTRE, DR. BHANUMATHI RAMKRISHNA ROAD, SALIGRAMAM, CHENNAI 600093, (FORMERLY AT 2ND & 3RD FLOOR, KHIVRAJ BUILDING, NO. 616, ANNA SALAI, CHENNAI - 600006, STATE OF TAMIL NADU), AND REGISTERED OFFICE AT AKURDI, PUNE-411035, STATE OF MAHARASHTRA, INDIA

DATE OF REGISTRATION	31/12/2015
TITLE	HEAD LAMP FOR MOTORCYCLE

PRIORITY NA

DESIGN NUMBER	270818
CLASS	14-01

1)BOSE CORPORATION, A CORPORATION OF THE STATE OF DELAWARE, OF
THE MOUNTAIN, MS 3B1 FRAMINGHAM, MASSACHUSETTS 01701-9168, UNITED STATES OF AMERICA

DATE OF REGISTRATION	31/03/2015
TITLE	SATELLITE SPEAKER

PRIORITY

PRIORITY NUMBER	DATE	COUNTRY
29/504,058	01/10/2014	U.S.A.



DESIGN NUMBER	278995
CLASS	07-04

1)T.T. VARADARAJAN, AN INDIAN NATIONAL, HAVING ADDRESS AT
3/140, IT HIGHWAYS, OGGIYAM THORAIPAKKAM CHENNAI-600097

DATE OF REGISTRATION	31/12/2015
TITLE	WIPER FOR GRINDER APPLIANCES

PRIORITY NA



DESIGN NUMBER	278743
CLASS	05-05
1)PARRY MURRAY & CO. LTD., COMPANY REGISTERED UNDER THE LAWS OF ENGLAND AND WALES, HAVING ITS PRINCIPAL PLACE OF BUSINESS AT 3RD FLOOR, SIMPSON HOUSE, 6 CHERRY ORCHARD ROAD, CROYDON, CRO 6BA, UNITED KINGDOM	
DATE OF REGISTRATION	17/12/2015
TITLE	TEXTILE FABRIC
PRIORITY NA	

DESIGN NUMBER	278872
CLASS	08-07
1)ANWAR AHMAD, S/O HAJI SHRI ABDUL JABBAR HAVING ADDRESS: MAQDOOM ROAD, TURKMAN GATE, ALIGARH (U.P.) (INDIA), NATIONALITY-INDIAN	
DATE OF REGISTRATION	29/12/2015
TITLE	LOCK
PRIORITY NA	

DESIGN NUMBER	274589
CLASS	13-99
1)COUNCIL OF SCIENTIFIC AND INDUSTRIAL RESEARCH, RAFI MARG, NEW DELHI-110001, INDIA, AN INDIAN REGISTERED BODY INCORPORATED UNDER THE REGISTRATION OF SOCIETIES ACT (ACT XXI OF 1860)	
DATE OF REGISTRATION	17/08/2015
TITLE	SOLAR PANEL FOR PORTABLE PUMP
PRIORITY NA	



DESIGN NUMBER	271596
CLASS	12-16
1)HERO MOTOCORP LIMITED, AN INDIAN COMPANY INCORPORATED UNDER THE INDIAN COMPANIES ACT, HAVING ITS OFFICE AT 34, COMMUNITY CENTRE, BASANT LOK, VASANT VIHAR, NEW DELHI-110057	
DATE OF REGISTRATION	22/04/2015
TITLE	MIRROR
PRIORITY NA	

DESIGN NUMBER	274162
CLASS	11-01
1)MR. LAKHAN LAL AHUJA, MRS. BHAVANA AHUJA, MR. PRADEEP KUMAR AHUJA & MR. MONISH AHUJA (ALL INDIAN NATIONALS), TRADING AS M/S. BEAUTIFUL EXQUISITE ART JEWELLERY, 17A/53, W.E.A., KAROL BAGH, NEW DELHI-110005	
DATE OF REGISTRATION	04/08/2015
TITLE	BANGLE SET
PRIORITY NA	

DESIGN NUMBER	278763
CLASS	12-08
1)AUTOMOBILI LAMBORGHINI S.P.A., AN ITALIAN COMPANY OF VIA MODENA 12, 40019 SANT' AGATA BOLOGNESE (BO), ITALY	
DATE OF REGISTRATION	28/12/2015
TITLE	CAR

PRIORITY

PRIORITY NUMBER	DATE	COUNTRY
002742973-0001	27/07/2015	OHIM



DESIGN NUMBER	278910
CLASS	12-15

1)M/S. JK TYRE & INDUSTRIES LIMITED,
OF 7, COUNCIL HOUSE STREET, KOLKATA-700001, INDIA, AN INDIAN COMPANY.

DATE OF REGISTRATION	30/12/2015
TITLE	TYRE

PRIORITY NA

DESIGN NUMBER	269255
CLASS	31-00

1)NUOVA SIMONELLI S.P.A.; A COMPANY INCORPORATED UNDER THE LAWS OF ITALY; ADDRESS AT,
VIA MADONNA DELL'ANTEGIANO, 6, 62031 BELFORTE DEL CHIENTI (MC), ITALY

DATE OF REGISTRATION	03/02/2015
TITLE	COFFEE GRINDER

PRIORITY

PRIORITY NUMBER	DATE	COUNTRY
002515858-0002	06/08/2014	OHIM

DESIGN NUMBER	274226
CLASS	28-03

1)RECKITT BENCKISER (BRANDS) LIMITED, A BRITISH COMPANY OF
103-105 BATH ROAD, SLOUGH BERKSHIRE, SL1 3UH, UNITED KINGDOM

DATE OF REGISTRATION	06/08/2015
TITLE	NAIL CARE INSTRUMENT

PRIORITY

PRIORITY NUMBER	DATE	COUNTRY
002646588-0001	05/03/2015	OHIM

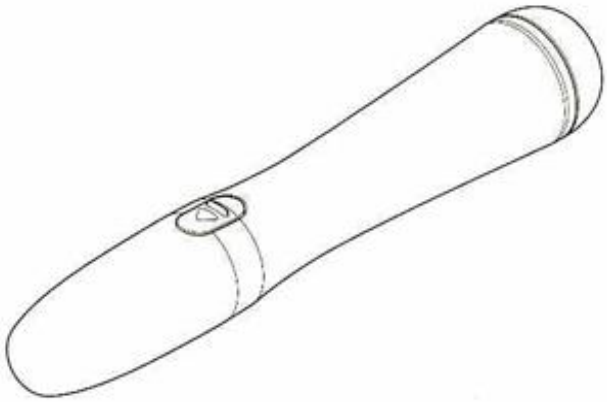

DESIGN NUMBER	270938
CLASS	12-15
1)SHANDONG LING LONG TYRE CO. LTD. NO.777, JINGLONG ROAD, ZHAOVUAN CITY, CHINA-265400.	
DATE OF REGISTRATION	06/04/2015
TITLE	TYRE
PRIORITY NA	

DESIGN NUMBER	278914
CLASS	23-04
1)M/S. CREATIVE HITECH PVT. LTD. (A COMPANY DULY INCORPORATED AND REGISTERED UNDER THE INDIAN COMPANIES ACT, 1956) (AN INDIAN NATIONAL), SHED NO-10, SFS CATEGORY II, ROHTAK ROAD, INDUSTRIAL COMPLEX, NANGLOI, DELHI-110041	
DATE OF REGISTRATION	30/12/2015
TITLE	COOLER
PRIORITY NA	

DESIGN NUMBER	263530
CLASS	15-09
1)JAYENDRABHAI SAGPARIYA AND PIYUSHBHAI SAGPARIYA BOTH INDIAN NATIONAL PARTNERS OF YANTRANG PRECISE AN INDIAN PARTNERSHIP FIRM HAVING ITS PRINCIPAL PLACE OF BUSINESS AT ADDRESS: NH-8B, GONDAL ROAD, OPP. PARIN FURNITURE, INSIDE FROM RAILWAY CROSSING, GOVIND BAG, KOTHARIYA, RAJKOT-360006, GUJARAT-INDIA	
DATE OF REGISTRATION	19/06/2014
TITLE	COMPUTER NUMERIC CONTROL (CNC) TURNING CENTER
PRIORITY NA	



DESIGN NUMBER	272416
CLASS	18-04
1)PRATICHHAYA PVT. LTD., AN INDIAN COMPANY INCORPORATED UNDER THE INDIAN COMPANIES ACT, 1956, HAVING ITS ADDRESS AT 227, SUKHDEV VIHAR, NEW DELHI-110025, INDIA	
DATE OF REGISTRATION	28/05/2015
TITLE	SIDE GATHERING MACHINE
PRIORITY NA	

DESIGN NUMBER	278700
CLASS	05-05
1)SIDDHI VINAYAK KNOTS & PRINTS PVT. LTD. A COMPANY REGISTERED UNDER THE PROVISION OF COMPANIES ACT, 1956 HAVING ITS REGISTERED OFFICE AT A-26, CENTRAL PARK, GIDC, PANDESARA, SURAT-394221 GUJARAT	
DATE OF REGISTRATION	23/12/2015
TITLE	TEXTILE FABRIC
PRIORITY NA	

DESIGN NUMBER	274588
CLASS	15-99
1)COUNCIL OF SCIENTIFIC AND INDUSTRIAL RESEARCH, RAFI MARG, NEW DELHI-110001, INDIA, AN INDIAN REGISTERED BODY INCORPORATED UNDER THE REGISTRATION OF SOCIETIES ACT (ACT XXI OF 1860)	
DATE OF REGISTRATION	17/08/2015
TITLE	BEARING HOUSING FOR SMALL TURBO MACHINE
PRIORITY NA	



DESIGN NUMBER	273834
CLASS	15-05
1)JAI KRISHAN SHARMA, G4, GALI NO. 10, ANAND PARBAT INDUSTRIAL AREA, NEW DELHI-110005, INDIA, AN INDIAN NATIONAL OF ABOVE ADDRESS	
DATE OF REGISTRATION	23/07/2015
TITLE	WASHING MACHINE
PRIORITY NA	

DESIGN NUMBER	278088
CLASS	08-06
1)(1) DUSHYANTBHAI KESHUBHAI KORAT (2) ROHITBHAI MANSUKHBHAI VEKARIYA (3) JEVINBHAI MAYIRBHAI PATEL (ALL THE PARTNERS ARE ADULT AND INDIAN NATIONAL) PARTNERS OF ALIGHT TECHNOCAST (INDIAN PARTNERSHIP FIRM) HAVING PLACE OF BUSINESS AT-4-B, PATELNAGAR, 80 FEET ROAD, RAJKOT-360002-GUJARAT-(INDIA)	
DATE OF REGISTRATION	04/12/2015
TITLE	HANDLE
PRIORITY NA	

DESIGN NUMBER	249869
CLASS	09-01
1)KALPESH KASHIRAMBHAI PATEL AN INDIAN NATIONAL SOLE PROPRIETOR OF EKTA PLAST AN INDIAN PROPRIETORSHIP FIRM HAVING ITS PRINCIPAL PLACE OF BUSINESS AT PLOT NO. 726/2, B/H. NATIONAL HOUSE, SOMNATH ROAD, DAMAN-396210 (U.T.), GUJARAT-INDIA	
DATE OF REGISTRATION	03/12/2012
TITLE	CONTAINER
PRIORITY NA	

DESIGN NUMBER	274147
CLASS	13-02
1)V.V. RAJASEKHAR, AN INDIAN NATIONAL, HAVING ADDRESS AT 6/1 VARADAPPAN STREET, WEST MAMBALAM, SRI VADANA APTS., GURUKRUPA, CHENNAI 600033	
DATE OF REGISTRATION	03/08/2015
TITLE	CHARGER FOR ELECTRONIC DEVICE
PRIORITY NA	

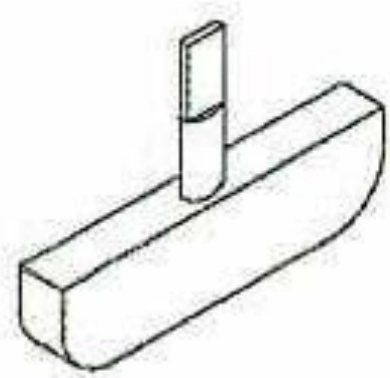

DESIGN NUMBER	278756
CLASS	08-06
1)PARESHBHAI VALLABHBHAI VIRADIA (ADULT & INDIAN NATIONAL) HAVING PLACE OF BUSINESS AT- PARSANA SOCIETY, STREET NO. 3-A, 50 FEET ROAD, KOTHARIYA MAIN ROAD, RAJKOT-GUJARAT-(INDIA)	
DATE OF REGISTRATION	28/12/2015
TITLE	HANDLE
PRIORITY NA	

DESIGN NUMBER	278906
CLASS	26-04
1)KONINKLIJKE PHILIPS N.V., A COMPANY ORGANIZED AND EXISTING UNDER THE LAWS OF THE KINGDOM OF THE NETHERLANDS, RESIDING AT EINDHOVEN, WHOSE POST-OFFICE ADDRESS IS HIGH TECH CAMPUS 5, 5656 AE EINDHOVEN, THE NETHERLANDS	
DATE OF REGISTRATION	30/12/2015
TITLE	LED LAMP

PRIORITY

PRIORITY NUMBER	DATE	COUNTRY
002730705-0002	03/07/2015	OHIM

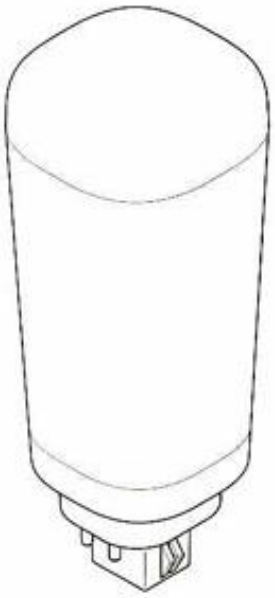

DESIGN NUMBER	272540
CLASS	18-04
1)PRATICHHAYA PVT. LTD., AN INDIAN COMPANY INCORPORATED UNDER THE INDIAN COMPANIES ACT, 1956, HAVING ITS ADDRESS AT 227, SUKHDEV VIHAR, NEW DELHI-110025, INDIA	
DATE OF REGISTRATION	04/06/2015
TITLE	TRIMMING MACHINE
PRIORITY NA	

DESIGN NUMBER	278704
CLASS	05-05
1)SIDDHI VINAYAK KNOTS & PRINTS PVT. LTD. A COMPANY REGISTERED UNDER THE PROVISION OF COMPANIES ACT, 1956 HAVING ITS REGISTERED OFFICE AT A-26, CENTRAL PARK, GIDC, PANDESARA, SURAT-394221 GUJARAT	
DATE OF REGISTRATION	23/12/2015
TITLE	TEXTILE FABRIC
PRIORITY NA	

DESIGN NUMBER	278846
CLASS	03-01
1)HERMES SELLIER (SOCIÈTÈ PAR ACTIONS SIMPLIFIÈE), A FRENCH SOCIÉTÉ PAR ACTIONS SIMPLIFIÈE, 24, RUE DU FAUBOURG SAINT HONORÉ, F-75008 PARIS (FRANCE)	
DATE OF REGISTRATION	29/12/2015
TITLE	BAG

PRIORITY

PRIORITY NUMBER	DATE	COUNTRY
909714601	23/07/2015	WIPO

DESIGN NUMBER	269254
CLASS	31-00

1)NUOVA SIMONELLI S.P.A.; A COMPANY INCORPORATED UNDER THE LAWS OF ITALY; ADDRESS AT,
VIA MADONNA DELL'ANTEGIANO, 6, 62031 BELFORTE DEL CHIENTI (MC), ITALY

DATE OF REGISTRATION	03/02/2015
TITLE	COFFEE MACHINE

PRIORITY

PRIORITY NUMBER	DATE	COUNTRY
002515858-0001	06/08/2014	OHIM

DESIGN NUMBER	270923
CLASS	14-03

1)DAIKIN INDUSTRIES LTD. A JAPANESE COMPANY OF THE ADDRESS:
UMEDA CENTER BUILDING, 4-12 NAKAZAKI-NISHI 2-CHOME, KITA-KU, OSAKA-SHI, OSAKA-FU, JAPAN

DATE OF REGISTRATION	01/04/2015
TITLE	REMOTE CONTROLLER FOR AIR CONDITIONER

PRIORITY

PRIORITY NUMBER	DATE	COUNTRY
2014-025133	11/11/2014	JAPAN

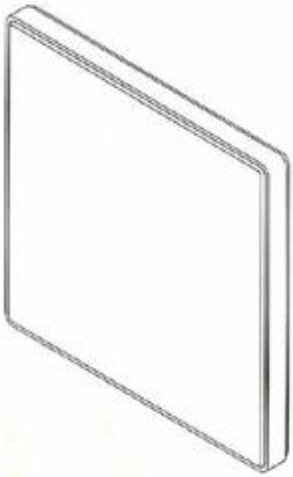

DESIGN NUMBER	278773
CLASS	07-02

1)TTK PRESTIGE LIMITED, AN INDIAN COMPANY, INCORPORATED UNDER THE COMPANIES ACT 1956, HAVING ITS PRINCIPAL PLACE OF BUSINESS AT
11TH FLOOR, BRIGADE TOWERS, 135 BRIGADE ROAD, BANGALORE-560025, STATE OF KARNATAKA, INDIA

DATE OF REGISTRATION	28/12/2015
TITLE	COOKING PAN

PRIORITY NA

DESIGN NUMBER	278087
CLASS	08-06
1)(1) DUSHYANTBHAI KESHUBHAI KORAT (2) ROHITBHAI MANSUKHBHAI VEKARIYA (3) JEVINBHAI MAYIRBHAI PATEL (ALL THE PARTNERS ARE ADULT AND INDIAN NATIONAL) PARTNERS OF ALIGHT TECHNOCAST (INDIAN PARTNERSHIP FIRM) HAVING PLACE OF BUSINESS AT-4-B, PATELNAGAR, 80 FEET ROAD, RAJKOT-360002-GUJARAT-(INDIA)	
DATE OF REGISTRATION	04/12/2015
TITLE	HANDLE
PRIORITY NA	

DESIGN NUMBER	273095
CLASS	12-08
1)SUZUKI MOTOR CORPORATION, A JAPANESE CORPORATION OF 300 TAKATSUKA-CHO, MINAMI-KU, HAMAMATSU-SHI, SHIZUOKA-PREF., JAPAN	
DATE OF REGISTRATION	25/06/2015
TITLE	CAR
PRIORITY	

PRIORITY NUMBER	DATE	COUNTRY
2015-002674	11/02/2015	JAPAN

DESIGN NUMBER	278755
CLASS	08-06
1)DIPAKBHAI BHIKHABHAI KHUNT (ADULT AND INDIAN NATIONAL) HAVING PLACE OF BUSINESS AT- 6/A, PARSANA SOCIETY, 50, FEET ROAD, SHREENATHJI PAN, RAJKOT-360002-GUJARAT-(INDIA)	
DATE OF REGISTRATION	28/12/2015
TITLE	HANDLE
PRIORITY NA	

DESIGN NUMBER	278901
CLASS	07-04

1)GURDEEP SINGH & GURBASHAK KAUR WHOSE ADDRESS IS
30, NEW GOBIND NAGAR, GALI NO. 1, NEAR GUJJAPEER, SODAL ROAD, JALANDHAR (PUNJAB), INDIA BOTH INDIAN NATIONALS OF ABOVE ADDRESS

DATE OF REGISTRATION	30/12/2015
TITLE	VERMICELLI MAKING MACHINE

PRIORITY NA

DESIGN NUMBER	272650
CLASS	22-06

1)JYOTHY LABORATORIES LIMITED
UJALA HOUSE, RAM KRISHNA MANDIR ROAD, KONDIVITA, OFF ANDHERI KURLA ROAD, ANDHERI EAST,MUMBAI - 400059, MAHARASHTRA, INDIA

DATE OF REGISTRATION	09/06/2015
TITLE	INSECT REPELLENT MACHINE

PRIORITY NA

DESIGN NUMBER	268239
CLASS	15-99

1)MAAG AUTOMATIK GMBH, A COMPANY INCORPORATIED UNDER THE LAWS OF GERMANY, ADDRESS AT
OSTRING 19, D-63762 GROSSOSTHEIM, GERMANY.

DATE OF REGISTRATION	16/12/2014
TITLE	SUPPORT FOR EXTRUSION INSTALLATION & GRANULATING APPARATUS

PRIORITY

PRIORITY NUMBER	DATE	COUNTRY
001415095-0005	27/06/2014	OHIM

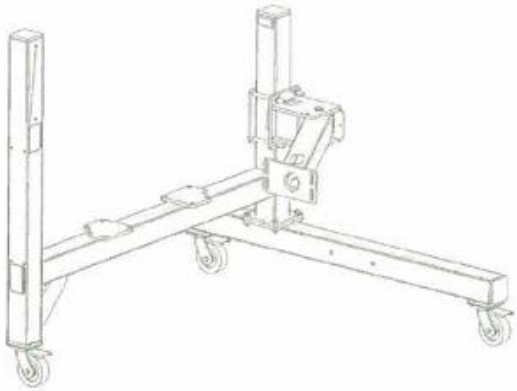

DESIGN NUMBER	274983
CLASS	09-01
1)ANANT BHARGAVA, INDIAN NATIONAL, OF 16/2C, SITE IV, INDUSTRIAL AREA, SAHIDABAD, DISTT. GHAZIABAD-201010, U.P., INDIA	
DATE OF REGISTRATION	27/08/2015
TITLE	BOTTLE
PRIORITY NA	

DESIGN NUMBER	279404
CLASS	14-03
1)HU, SHIH-CHE NO. 85, ZHENGNAN 3RD ROAD, YUNG KONG DISTRICT, TAINAN CITY 7104, TAIWAN	
DATE OF REGISTRATION	12/01/2016
TITLE	MOBILE PHONE CASE
PRIORITY NA	

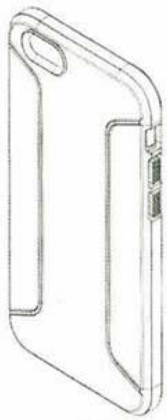

DESIGN NUMBER	278952
CLASS	12-11
1)BAJAJ AUTO LIMITED, AN INDIAN COMPANY, INCORPORATED UNDER THE COMPANIES ACT OF 1956, HAVING ITS PRINCIPAL PLACE OF BUSINESS AT 2/A, 2ND FLOOR, BHARANI BUSINESS CENTRE, DR. BHANUMATHI RAMKRISHNA ROAD, SALIGRAMAM, CHENNAI 600093, (FORMERLY AT 2ND & 3RD FLOOR, KHIVRAJ BUILDING, NO. 616, ANNA SALAI, CHENNAI - 600006, STATE OF TAMIL NADU), AND REGISTERED OFFICE AT AKURDI, PUNE-411035, STATE OF MAHARASHTRA, INDIA	
DATE OF REGISTRATION	31/12/2015
TITLE	MOTORCYCLE
PRIORITY NA	

DESIGN NUMBER	278792
CLASS	06-03

1)PLAYGRO TOYS INDIA PVT. LTD.,
2057/38, GOLD PLAZA BUILDING, GURUDWARA ROAD, KAROL BAGH, NEW DELHI-110005, INDIA. (AN INDIAN COMPANY DULY REGISTERED UNDER THE COMPANIES ACT, 1956)

DATE OF REGISTRATION	28/12/2015
TITLE	DESK

PRIORITY NA

DESIGN NUMBER	274773
CLASS	29-02

1)3M INNOVATIVE PROPERTIES COMPANY, A COMPANY INCORPORATED IN THE STATE OF DELAWARE OF
3M CENTER, SAINT PAUL, MINNESOTA 55133-3427, U.S.A.

DATE OF REGISTRATION	24/08/2015
TITLE	FILTER ELEMENT FOR RESPIRATORY MASK

PRIORITY

PRIORITY NUMBER	DATE	COUNTRY
29/518,811	27/02/2015	U.S.A.

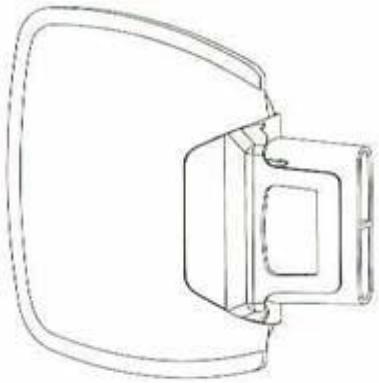

DESIGN NUMBER	274377
CLASS	24-04

1)KONINKLIJKE PHILIPS N.V., A COMPANY ORGANIZED AND EXISTING UNDER THE LAWS OF THE KINGDOM OF THE NETHERLANDS, RESIDING AT EINDHOVEN, WHOSE POST-OFFICE ADDRESS IS
HIGH TECH CAMPUS 5, 5656 AE EINDHOVEN, THE NETHERLANDS

DATE OF REGISTRATION	11/08/2015
TITLE	PACIFIER FOR BABIES

PRIORITY

PRIORITY NUMBER	DATE	COUNTRY
002630772-0001	11/02/2015	OHIM

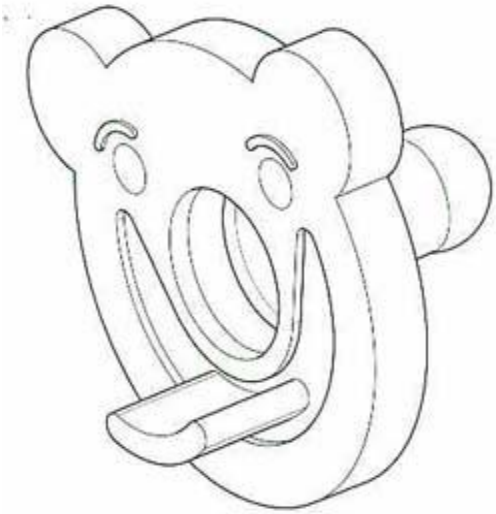

DESIGN NUMBER	278373
CLASS	05-05
1)SATHEESAN V, B-17, SECTOR-58 NOIDA-201301 (UP), INDIAN	
DATE OF REGISTRATION	15/12/2015
TITLE	TEXTILE FABRIC
PRIORITY NA	



DESIGN NUMBER	278964
CLASS	12-16
1)BAJAJ AUTO LIMITED, AN INDIAN COMPANY, INCORPORATED UNDER THE COMPANIES ACT OF 1956, HAVING ITS PRINCIPAL PLACE OF BUSINESS AT 2/A, 2ND FLOOR, BHARANI BUSINESS CENTRE, DR. BHANUMATHI RAMKRISHNA ROAD, SALIGRAMAM, CHENNAI 600093, (FORMERLY AT 2ND & 3RD FLOOR, KHIVRAJ BUILDING, NO. 616, ANNA SALAI, CHENNAI - 600006, STATE OF TAMIL NADU), AND REGISTERED OFFICE AT AKURDI, PUNE-411035, STATE OF MAHARASHTRA, INDIA	
DATE OF REGISTRATION	31/12/2015
TITLE	REAR FENDER FOR MOTORCYCLE
PRIORITY NA	

DESIGN NUMBER	278827
CLASS	12-15
1)COMPAGNIE GENERALE DES ETABLISSEMENTS MICHELIN, A FRENCH COMPANY OF 12 COURS SABLON- F-63000, CLERMONT-FERRAND, FRANCE, AND MICHELIN RECHERCHE ET TECHNIQUE S.A., A SWISS COMPANY OF ROUTE LOUIS- BRAILLE 10-CH-1763 GRANGES-PACCOT, SWITZERLAND	
DATE OF REGISTRATION	29/12/2015
TITLE	PNEUMATIC TYRE
PRIORITY NA	

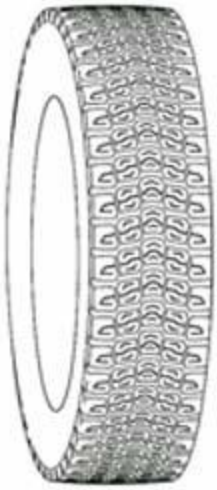

DESIGN NUMBER	253160
CLASS	15-99
1)(1)PRAKASH H. RAKHOLIA (2)SHILPA P. RAKHOLIA AND (3)BHARAT C. KOTADIA ALL INDIAN NATIONAL PARTNER OF DHARMAJ TECHNOLOGIES AN INDIAN PARTNERSHIP FIRM HAVING ITS PRINCIPAL PLACE OF BUSINESS AT ADDRESS: 28, SAHAJANAND BHUVAN, MALI NI WADI, A.K. ROAD, SURAT-395008, GUJARAT-INDIA.	
DATE OF REGISTRATION	15/04/2013
TITLE	COOLING DEVICE FOR LASER SYSTEMS
PRIORITY NA	

DESIGN NUMBER	263533
CLASS	15-09
1)JAYENDRABHAI SAGPARIYA AND PIYUSHBHAI SAGPARIYA BOTH INDIAN NATIONAL PARTNERS OF YANTRANG PRECISE AN INDIAN PARTNERSHIP FIRM HAVING ITS PRINCIPAL PLACE OF BUSINESS AT ADDRESS: NH-8B, GONDAL ROAD, OPP. PARIN FURNITURE, INSIDE FROM RAILWAY CROSSING, GOVIND BAG, KOTHARIYA, RAJKOT-360006, GUJARAT-INDIA	
DATE OF REGISTRATION	19/06/2014
TITLE	EARTH COUPLIN WITH TOOL DISC
PRIORITY NA	



DESIGN NUMBER	278703
CLASS	05-05
1)SIDDHI VINAYAK KNOTS & PRINTS PVT. LTD. A COMPANY REGISTERED UNDER THE PROVISION OF COMPANIES ACT, 1956 HAVING ITS REGISTERED OFFICE AT A-26, CENTRAL PARK, GIDC, PANDESARA, SURAT-394221 GUJARAT	
DATE OF REGISTRATION	23/12/2015
TITLE	TEXTILE FABRIC
PRIORITY NA	

DESIGN NUMBER	278845
CLASS	03-01

1)HERMES SELLIER (SOCIÈTÈ PAR ACTIONS SIMPLIFIÈE), A FRENCH SOCIÉTÉ PAR ACTIONS SIMPLIFIÈE
24, RUE DU FAUBOURG SAINT HONORÉ, F-75008 PARIS (FRANCE)

DATE OF REGISTRATION	29/12/2015
TITLE	BAG

PRIORITY

PRIORITY NUMBER	DATE	COUNTRY
909714601	23/07/2015	WIPO

DESIGN NUMBER	278375
CLASS	05-05

1)SATHEESAN V,
B-17, SECTOR-58 NOIDA-201301 (UP), INDIAN

DATE OF REGISTRATION	15/12/2015
TITLE	TEXTILE FABRIC

PRIORITY NA



DESIGN NUMBER	278967
CLASS	12-16

1)BAJAJ AUTO LIMITED, AN INDIAN COMPANY, INCORPORATED UNDER THE COMPANIES ACT OF 1956, HAVING ITS PRINCIPAL PLACE OF BUSINESS AT
2/A, 2ND FLOOR, BHARANI BUSINESS CENTRE, DR. BHANUMATHI RAMKRISHNA ROAD, SALIGRAMAM, CHENNAI 600093, (FORMERLY AT 2ND & 3RD FLOOR, KHIVRAJ BUILDING, NO. 616, ANNA SALAI, CHENNAI - 600006, STATE OF TAMIL NADU), AND REGISTERED OFFICE AT AKURDI, PUNE-411035, STATE OF MAHARASHTRA, INDIA

DATE OF REGISTRATION	31/12/2015
TITLE	SEAT COWL FOR MOTORCYCLE

PRIORITY NA



DESIGN NUMBER	278695
CLASS	05-05
1)SIDDHI VINAYAK KNOTS & PRINTS PVT. LTD. A COMPANY REGISTERED UNDER THE PROVISION OF COMPANIES ACT, 1956 HAVING ITS REGISTERED OFFICE AT A-26, CENTRAL PARK, GIDC, PANDESARA, SURAT-394221 GUJARAT	
DATE OF REGISTRATION	23/12/2015
TITLE	TEXTILE FABRIC
PRIORITY NA	

DESIGN NUMBER	266915
CLASS	13-03
1)M/S GM MODULAR PVT. LTD., (A COMPANY INCORPORATED UNDER INDIAN COMPANIES ACT), 14/15, BOKADIA IND. ESTATE, SATIVALI ROAD, VASAI (EAST)-401208, DISTRICT-THANE, MAHARASHTRA (INDIA)	
DATE OF REGISTRATION	27/10/2014
TITLE	SWITCH PLATE
PRIORITY NA	

DESIGN NUMBER	268240
CLASS	15-99
1)MAAG AUTOMATIK GMBH, A COMPANY INCORPORATED UNDER THE LAWS OF GERMANY, ADDRESS AT OSTRING 19, D-63762 GROSSOSTHEIM, GERMANY.	
DATE OF REGISTRATION	16/12/2014
TITLE	SUPPORT FOR EXTRUSION INSTALLATION & GRANULATING APPARATUS

PRIORITY

PRIORITY NUMBER	DATE	COUNTRY
001417216-0001	28/07/2014	OHIM

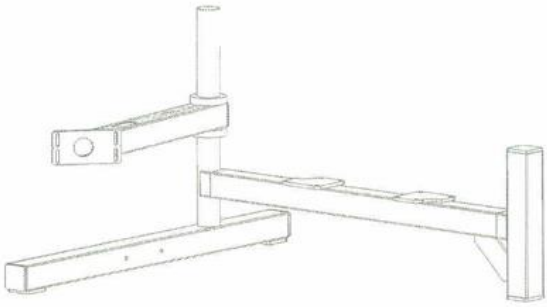

DESIGN NUMBER	278475
CLASS	12-08
1)DR. ING. H.C.F. PORSCHE AKTIENGESELLSCHAFT, A GERMAN COMPANY OF PORSCHEPLATZ 1, 70435 STUTTGART, GERMANY	
DATE OF REGISTRATION	18/12/2015
TITLE	MOTOR VEHICLE
PRIORITY	

PRIORITY NUMBER	DATE	COUNTRY
DE 402015100592.6	29/06/2015	GERMANY

DESIGN NUMBER	278953
CLASS	12-11
1)BAJAJ AUTO LIMITED, AN INDIAN COMPANY, INCORPORATED UNDER THE COMPANIES ACT OF 1956, HAVING ITS PRINCIPAL PLACE OF BUSINESS AT 2/A, 2ND FLOOR, BHARANI BUSINESS CENTRE, DR. BHANUMATHI RAMKRISHNA ROAD, SALIGRAMAM, CHENNAI 600093, (FORMERLY AT 2ND & 3RD FLOOR, KHIVRAJ BUILDING, NO. 616, ANNA SALAI, CHENNAI - 600006, STATE OF TAMIL NADU), AND REGISTERED OFFICE AT AKURDI, PUNE-411035, STATE OF MAHARASHTRA, INDIA	
DATE OF REGISTRATION	31/12/2015
TITLE	FUEL TANK SIDE COVER FOR MOTORCYCLE
PRIORITY NA	

DESIGN NUMBER	278795
CLASS	12-11
1)HERO CYCLES LIMITED HERO NAGAR, G.T. ROAD, LUDHIANA-141003 (PUNJAB), INDIA	
DATE OF REGISTRATION	28/12/2015
TITLE	BICYCLE
PRIORITY NA	

DESIGN NUMBER	254041
CLASS	31-00
1)MR. NEELESH D. KAMATH, PROPRIETOR, MARUTHI ENGINEERING COMPANY, P.M. RAO ROAD, HAMPANKATTA, MANGALORE, DAKSHINA KANNADA, KARNATAKA STATE-575001 INDIAN NATIONAL	
DATE OF REGISTRATION	23/05/2013
TITLE	BUSH OF GRINDER
PRIORITY NA	



DESIGN NUMBER	271685
CLASS	04-01
1)AKASHDEEP SINGH BRAR #161 SEC 36 A CHANDIGARH. NATIONALITY: INDIAN	
DATE OF REGISTRATION	25/04/2015
TITLE	SCRUBBER
PRIORITY NA	

DESIGN NUMBER	272575
CLASS	15-07
1)LG ELECTRONICS INC. OF 20, YEOUIDO-DONG, YEONGDEUNGPO-GU, SEOUL 150- 721, REPUBLIC OF KOREA	
DATE OF REGISTRATION	05/06/2015
TITLE	PCM CASE FOR REFRIGERATOR
PRIORITY NA	

DESIGN NUMBER	272862
CLASS	06-03
1)THE SUPREME INDUSTRIES LTD., (AN INDIAN PUBLIC LIMITED COMPANY), 601 CENTRAL PLAZA, 2/6, SARAT BOSE ROAD, KOLKATA - 700020, WEST BENGAL, INDIA	
DATE OF REGISTRATION	19/06/2015
TITLE	TABLE
PRIORITY NA	

DESIGN NUMBER	265980
CLASS	15-03
1)ISEKI & CO., LTD. A JAPANESE COMPANY OF THE ADDRESS: 700 UMAKI-CHO, MATSUYAMA-SHI, EHIME-KEN, JAPAN	
DATE OF REGISTRATION	24/09/2014
TITLE	AGRICULTURAL MACHINE USED FOR TRANSPLANTING SEEDLINGS TO THE FIELD
PRIORITY	

PRIORITY NUMBER	DATE	COUNTRY
2014-006586	27/03/2014	JAPAN

DESIGN NUMBER	278708
CLASS	05-05
1)SIDDHI VINAYAK KNOTS & PRINTS PVT. LTD. A COMPANY REGISTERED UNDER THE PROVISION OF COMPANIES ACT, 1956 HAVING ITS REGISTERED OFFICE AT A-26, CENTRAL PARK, GIDC, PANDESARA, SURAT-394221 GUJARAT	
DATE OF REGISTRATION	23/12/2015
TITLE	TEXTILE FABRIC
PRIORITY NA	

DESIGN NUMBER	278855
CLASS	14-03
1)PS WORLDWIDE PVT. LTD REGISTERED UNDER INDIAN COMPANY ACT HAVING OFFICE AT 405, IJMIMA COMPLEX, MALAD LINK ROAD, MUMBAI-400064, INDIA	
DATE OF REGISTRATION	29/12/2015
TITLE	MOBILE COVER
PRIORITY NA	

DESIGN NUMBER	274683
CLASS	05-05
1)SIDDHI VINAYAK KNOTS & PRINTS PVT. LTD. A COMPANY REGISTERED UNDER THE PROVISION OF COMPANIES ACT, 1956 HAVING ITS REGISTERED OFFICE AT A-26, CENTRAL PARK, GIDC, PANDESARA, SURAT-394221 GUJARAT	
DATE OF REGISTRATION	21/08/2015
TITLE	TEXTILE FABRIC
PRIORITY NA	

DESIGN NUMBER	254106
CLASS	23-01
1)NIRMIT POLYMERS PVT. LTD. (A COMPANY INCORPORATED UNDER THE COMPANIES ACT, 1956) HAVING ITS PRINCIPAL PLACE OF BUSINESS AT ADDRESS:- 22, A-ONE ESTATE, APIAF MILL COMPOUND, NEAR KEVAL KANTA, RAKHIAL, AHMEDABAD-380023, GUJARAT-INDIA	
DATE OF REGISTRATION	27/05/2013
TITLE	BALL VALVE
PRIORITY NA	

DESIGN NUMBER	278371
CLASS	05-05
1)SATHEESAN V, B-17, SECTOR-58 NOIDA-201301 (UP), INDIAN	
DATE OF REGISTRATION	15/12/2015
TITLE	TEXTILE FABRIC
PRIORITY NA	

DESIGN NUMBER	278962
CLASS	12-11
1)BAJAJ AUTO LIMITED, AN INDIAN COMPANY, INCORPORATED UNDER THE COMPANIES ACT OF 1956, HAVING ITS PRINCIPAL PLACE OF BUSINESS AT 2/A, 2ND FLOOR, BHARANI BUSINESS CENTRE, DR. BHANUMATHI RAMKRISHNA ROAD, SALIGRAMAM, CHENNAI 600093, (FORMERLY AT 2ND & 3RD FLOOR, KHIVRAJ BUILDING, NO. 616, ANNA SALAI, CHENNAI - 600006, STATE OF TAMIL NADU), AND REGISTERED OFFICE AT AKURDI, PUNE-411035, STATE OF MAHARASHTRA, INDIA	
DATE OF REGISTRATION	31/12/2015
TITLE	COWLING FOR MOTORCYCLE
PRIORITY NA	

DESIGN NUMBER	272944
CLASS	09-05
1)RECKITT BENCKISER (BRANDS) LIMITED, A BRITISH COMPANY OF 103-105 BATH ROAD, SLOUGH BERKSHIRE, SL1 3UH, UNITED KINGDOM	
DATE OF REGISTRATION	22/06/2015
TITLE	BLISTER PACKAGE

PRIORITY

PRIORITY NUMBER	DATE	COUNTRY
002605402-0007	23/12/2014	OHIM

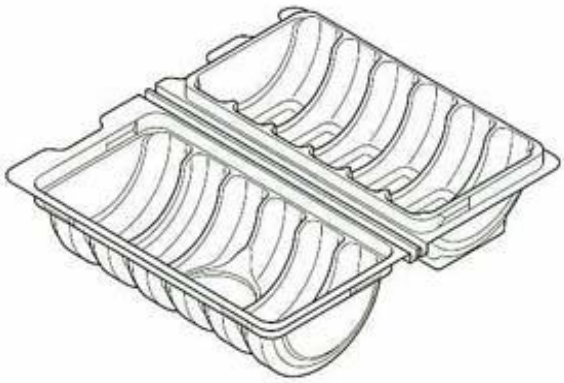

DESIGN NUMBER	265285
CLASS	15-99

1)TECHNOVA CONTROL SYSTEM., (AN INDIAN SOLE PROPRIETORSHIP CONCERN), HAVING OFFICE AT A-304, GOVIND BUILDING, NANDAN VAN COMPLEX, S. V. ROAD, DAHISAR (EAST), MUMBAI-400068, MAHARASHTRA, INDIA.
WHOSE PROPRIETOR IS MANISH PATEL (INDIAN NATIONAL) OF ABOVE ADDRESS

DATE OF REGISTRATION	01/09/2014
TITLE	MOTER SPEED REDUCE GEAR BOX

PRIORITY NA

DESIGN NUMBER	278727
CLASS	12-11

1)HERO CYCLES LIMITED
HERO NAGAR, G.T. ROAD, LUDHIANA-141003 (PUNJAB) INDIA,

DATE OF REGISTRATION	24/12/2015
TITLE	BICYCLE

PRIORITY NA

DESIGN NUMBER	278870
CLASS	08-07

1)ANWAR AHMAD, S/O HAJI SHRI ABDUL JABBAR HAVING ADDRESS:
MAQDOOM ROAD, TURKMAN GATE, ALIGARH (U.P.) (INDIA), NATIONALITY-INDIAN

DATE OF REGISTRATION	29/12/2015
TITLE	LOCK

PRIORITY NA



DESIGN NUMBER	274814
CLASS	07-01

1)M/S JOYO PLASTICS A PARTNERSHIP FIRM REGISTERED UNDER THE INDIAN PARTNERSHIP ACT, 1932, HAVING ITS REGISTERED OFFICE AT
104, JAY ANTARIKSH, MAKKWANA ROAD, MAROL, CTS 777, ANDHERI KURLA ROAD, ANDHERI (EAST), MUMBAI-400059, MAHARASHTRA STATE, INDIA

DATE OF REGISTRATION	24/08/2015
TITLE	BOWL

PRIORITY NA

DESIGN NUMBER	264204
CLASS	21-01

1)CHISWICK INNOVATIONS LIMITED, A COMPANY INCORPORATED IN THE UNITED KINGDOM OF
7 CHESTERFIELD ROAD, LONDON, W4 3HG, UNITED KINGDOM

DATE OF REGISTRATION	23/07/2014
TITLE	TOY ASSEMBLY BLOCK

PRIORITY

PRIORITY NUMBER	DATE	COUNTRY
001404180	25/02/2014	OHIM

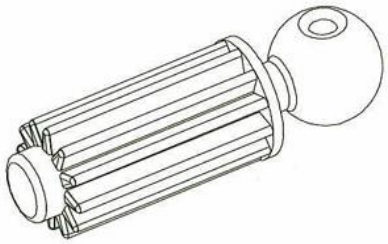

DESIGN NUMBER	278970
CLASS	12-11

1)BAJAJ AUTO LIMITED, AN INDIAN COMPANY, INCORPORATED UNDER THE COMPANIES ACT OF 1956, HAVING ITS PRINCIPAL PLACE OF BUSINESS AT
2/A, 2ND FLOOR, BHARANI BUSINESS CENTRE, DR. BHANUMATHI RAMKRISHNA ROAD, SALIGRAMAM, CHENNAI 600093, (FORMERLY AT 2ND & 3RD FLOOR, KHIVRAJ BUILDING, NO. 616, ANNA SALAI, CHENNAI - 600006, STATE OF TAMIL NADU), AND REGISTERED OFFICE AT AKURDI, PUNE-411035, STATE OF MAHARASHTRA, INDIA

DATE OF REGISTRATION	31/12/2015
TITLE	SIDE MASK FOR MOTORCYCLE

PRIORITY NA

DESIGN NUMBER	278699
CLASS	05-05
1)SIDDHI VINAYAK KNOTS & PRINTS PVT. LTD. A COMPANY REGISTERED UNDER THE PROVISION OF COMPANIES ACT, 1956 HAVING ITS REGISTERED OFFICE AT A-26, CENTRAL PARK, GIDC, PANDESARA, SURAT-394221 GUJARAT	
DATE OF REGISTRATION	23/12/2015
TITLE	TEXTILE FABRIC
PRIORITY NA	

DESIGN NUMBER	274813
CLASS	07-01
1)M/S JOYO PLASTICS A PARTNERSHIP FIRM REGISTERED UNDER THE INDIAN PARTNERSHIP ACT, 1932, HAVING ITS REGISTERED OFFICE AT 104, JAY ANTARIKSH, MAKKWANA ROAD, MAROL, CTS 777, ANDHERI KURLA ROAD, ANDHERI (EAST), MUMBAI-400059, MAHARASHTRA STATE, INDIA	
DATE OF REGISTRATION	24/08/2015
TITLE	DRINKING CUP
PRIORITY NA	

DESIGN NUMBER	278388
CLASS	23-04
1)SYMPHONY LIMITED (A COMPANY INCORPORATED UNDER THE COMPANIES ACT, 1956) HAVING ITS PLACE OF BUSINESS AT "SYMPHONY HOUSE", THIRD FLOOR, FP-12, TP-50, OFF S.G. HIGHWAY, BODAKDEV, AHMEDABAD-380054 (GUJARAT) INDIA	
DATE OF REGISTRATION	15/12/2015
TITLE	AIR COOLER
PRIORITY NA	

DESIGN NUMBER	263020
CLASS	25-01
1)ONDULINE, A FRENCH COMPANY, LOCATED 35 RUE BAUDIN, 92300 LEVALLOIS-PERRET, FRANCE	
DATE OF REGISTRATION	30/05/2014
TITLE	ROOFING PLATE
PRIORITY NA	

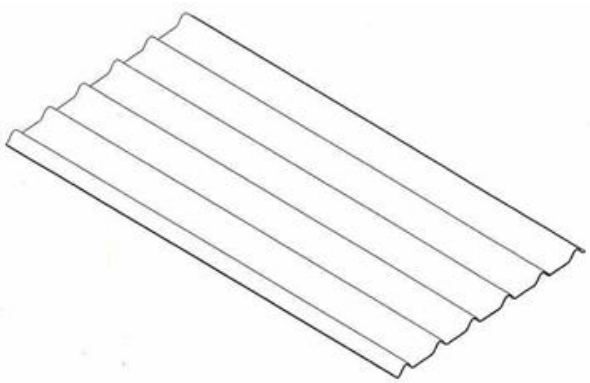

DESIGN NUMBER	278969
CLASS	12-11
1)BAJAJ AUTO LIMITED, AN INDIAN COMPANY, INCORPORATED UNDER THE COMPANIES ACT OF 1956, HAVING ITS PRINCIPAL PLACE OF BUSINESS AT 2/A, 2ND FLOOR, BHARANI BUSINESS CENTRE, DR. BHANUMATHI RAMKRISHNA ROAD, SALIGRAMAM, CHENNAI 600093, (FORMERLY AT 2ND & 3RD FLOOR, KHIVRAJ BUILDING, NO. 616, ANNA SALAI, CHENNAI - 600006, STATE OF TAMIL NADU), AND REGISTERED OFFICE AT AKURDI, PUNE-411035, STATE OF MAHARASHTRA, INDIA	
DATE OF REGISTRATION	31/12/2015
TITLE	SEAT FRONT FOR MOTORCYCLE
PRIORITY NA	

DESIGN NUMBER	278697
CLASS	05-05
1)SIDDHI VINAYAK KNOTS & PRINTS PVT. LTD. A COMPANY REGISTERED UNDER THE PROVISION OF COMPANIES ACT, 1956 HAVING ITS REGISTERED OFFICE AT A-26, CENTRAL PARK, GIDC, PANDESARA, SURAT-394221 GUJARAT	
DATE OF REGISTRATION	23/12/2015
TITLE	TEXTILE FABRIC
PRIORITY NA	

DESIGN NUMBER	274812
CLASS	07-01
1)M/S JOYO PLASTICS A PARTNERSHIP FIRM REGISTERED UNDER THE INDIAN PARTNERSHIP ACT, 1932, HAVING ITS REGISTERED OFFICE AT 104, JAY ANTARIKSH, MAKKWANA ROAD, MAROL, CTS 777, ANDHERI KURLA ROAD, ANDHERI (EAST), MUMBAI-400059, MAHARASHTRA STATE, INDIA	
DATE OF REGISTRATION	24/08/2015
TITLE	JUG
PRIORITY NA	

DESIGN NUMBER	270183
CLASS	09-07
1)PRAMIT SANGHAVI, AN INDIAN NATIONAL, WHOSE ADDRESS IS WZ-8/1, INDUSTRIAL AREA, KIRTI NAGAR, NEW DELHI-110015, INDIA	
DATE OF REGISTRATION	09/03/2015
TITLE	CHAMBER FOR CONTAINER
PRIORITY NA	

DESIGN NUMBER	278384
CLASS	27-02
1)MR. SYED ALI, INDIAN NATIONAL RESIDING AT 18-13-132/N/57/B, BANDLAGUDA, CHANDRYANGUTTA, HYDERABAD-500005 (ANDHRA PRADESH)	
DATE OF REGISTRATION	15/12/2015
TITLE	CIGAR HOLDER
PRIORITY NA	

DESIGN NUMBER	278968
CLASS	12-11
1)BAJAJ AUTO LIMITED, AN INDIAN COMPANY, INCORPORATED UNDER THE COMPANIES ACT OF 1956, HAVING ITS PRINCIPAL PLACE OF BUSINESS AT 2/A, 2ND FLOOR, BHARANI BUSINESS CENTRE, DR. BHANUMATHI RAMKRISHNA ROAD, SALIGRAMAM, CHENNAI 600093, (FORMERLY AT 2ND & 3RD FLOOR, KHIVRAJ BUILDING, NO. 616, ANNA SALAI, CHENNAI - 600006, STATE OF TAMIL NADU), AND REGISTERED OFFICE AT AKURDI, PUNE-411035, STATE OF MAHARASHTRA, INDIA	
DATE OF REGISTRATION	31/12/2015
TITLE	SEAT REAR FOR MOTORCYCLE
PRIORITY NA	



DESIGN NUMBER	278696
CLASS	05-05
1)SIDDHI VINAYAK KNOTS & PRINTS PVT. LTD. A COMPANY REGISTERED UNDER THE PROVISION OF COMPANIES ACT, 1956 HAVING ITS REGISTERED OFFICE AT A-26, CENTRAL PARK, GIDC, PANDESARA, SURAT-394221 GUJARAT	
DATE OF REGISTRATION	23/12/2015
TITLE	TEXTILE FABRIC
PRIORITY NA	

DESIGN NUMBER	266916
CLASS	13-03
1)M/S GM MODULAR PVT. LTD., (A COMPANY INCORPORATED UNDER INDIAN COMPANIES ACT), 14/15, BOKADIA IND. ESTATE, SATIVALI ROAD, VASAI (EAST)-401208, DISTRICT-THANE, MAHARASHTRA (INDIA)	
DATE OF REGISTRATION	27/10/2014
TITLE	SWITCH PLATE
PRIORITY NA	

DESIGN NUMBER	278195	
CLASS	07-03	
1)MA DESIGN INDIA PRIVATE LIMITED, A COMPANY INCORPORATED IN INDIA HAVING ITS PRINCIPAL PLACE OF BUSINESS AT A-41, SECTOR-80, PHASE-II, NOIDA-201305, U.P. INDIA		
DATE OF REGISTRATION	09/12/2015	
TITLE	SPOON	
PRIORITY NA		

DESIGN NUMBER	278486	
CLASS	04-01	
1)M/S. GEBI PRODUCTS, A PARTNERSHIP FIRM, HAVING ADDRESS AT G-4/5, MEWAD INDUSTRIAL ESTATE, L.B.S. MARG, GHATKOPAR (WEST), MUMBAI-400086, MAHARASHTRA, INDIA		
DATE OF REGISTRATION	18/12/2015	
TITLE	BROOM	
PRIORITY NA		

DESIGN NUMBER	278954	
CLASS	12-11	
1)BAJAJ AUTO LIMITED, AN INDIAN COMPANY, INCORPORATED UNDER THE COMPANIES ACT OF 1956, HAVING ITS PRINCIPAL PLACE OF BUSINESS AT 2/A, 2ND FLOOR, BHARANI BUSINESS CENTRE, DR. BHANUMATHI RAMKRISHNA ROAD, SALIGRAMAM, CHENNAI 600093, (FORMERLY AT 2ND & 3RD FLOOR, KHIVRAJ BUILDING, NO. 616, ANNA SALAI, CHENNAI - 600006, STATE OF TAMIL NADU), AND REGISTERED OFFICE AT AKURDI, PUNE-411035, STATE OF MAHARASHTRA, INDIA		
DATE OF REGISTRATION	31/12/2015	
TITLE	FUEL TANK COVER TOP FOR MOTORCYCLE	
PRIORITY NA		

DESIGN NUMBER	274378
CLASS	24-04

1)KONINKLIJKE PHILIPS N.V., A COMPANY ORGANIZED AND EXISTING UNDER THE LAWS OF THE KINGDOM OF THE NETHERLANDS, RESIDING AT EINDHOVEN,
WHOSE POST-OFFICE ADDRESS IS HIGH TECH CAMPUS 5, 5656 AE EINDHOVEN, THE NETHERLANDS

DATE OF REGISTRATION	11/08/2015
TITLE	PACIFIER FOR BABIES

PRIORITY

PRIORITY NUMBER	DATE	COUNTRY
002630772-0002	11/02/2015	OHIM

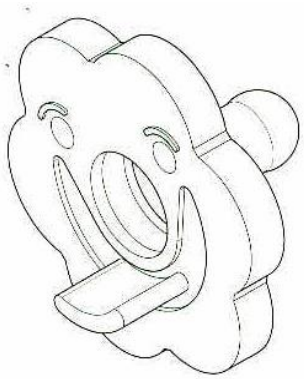

DESIGN NUMBER	261819
CLASS	15-99

1)WINDMOELLER & HOELSCHER KG,
MUENSTERSTRASSE 50, 49525 LENGERICH, GERMANY, NATIONALITY: GERMAN

DATE OF REGISTRATION	16/04/2014
TITLE	A MACHINE HOUSING OF AN EXTRUSION PRESS

PRIORITY

PRIORITY NUMBER	DATE	COUNTRY
402013004575	16/10/2013	GERMANY

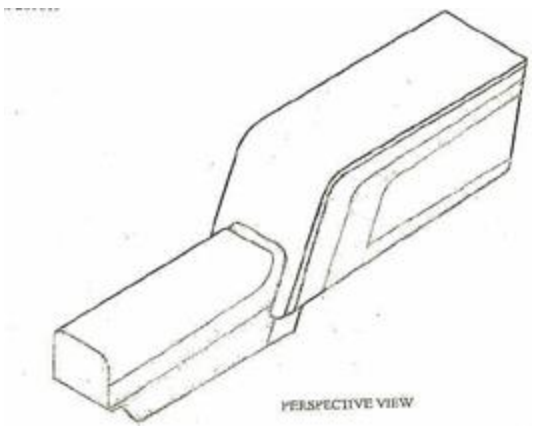

DESIGN NUMBER	278374
CLASS	05-05

1)SATHEESAN V,
B-17, SECTOR-58 NOIDA-201301 (UP), INDIAN

DATE OF REGISTRATION	15/12/2015
TITLE	TEXTILE FABRIC

PRIORITY NA

DESIGN NUMBER	273526
CLASS	15-03
1)KULVINDER SINGH, C/O. M/S. PRECISION CULTIVATION AIDS PVT. LTD. OF 25, PINK PARK, BAREWAL ROAD, NEAR MAGNET RESORTS, LUDHIANA-141012 (PUNJAB), INDIA, INDIAN NATIONAL OF ABOVE ADDRESS	
DATE OF REGISTRATION	13/07/2015
TITLE	AGRICULTURAL MACHINE
PRIORITY NA	

DESIGN NUMBER	264363
CLASS	09-05
1)STEVE SEGARAM, AN AUSTRALIAN NATIONAL, WHOSE ADDRESS IS 10 THOMAS CLARKE STREET, WESTMEAD NSW 2145, AUSTRALIA	
DATE OF REGISTRATION	30/07/2014
TITLE	INFUSION STICK FOR STIRRING INFUSED BEVERAGES

PRIORITY

PRIORITY NUMBER	DATE	COUNTRY
10395/2014	29/01/2014	AUSTRALIA