पेटेंट कार्यालय
शासकीय जर्नल

OFFICIAL JOURNAL
OF
THE PATENT OFFICE

निर्गमन सं. 27/2015	शुक्रवार	दिनांक: 03/07/2015
ISSUE NO. 27/2015	FRIDAY	DATE: 03/07/2015

पेटेंट कार्यालय का एक प्रकाशन

PUBLICATION OF THE PATENT OFFICE

INTRODUCTION

In view of the recent amendment made in the Patents Act, 1970 by the Patents (Amendment) Act, 2005 effective from 01st January 2005, the Official Journal of The Patent Office is required to be published under the Statute. This Journal is being published on weekly basis on every Friday covering the various proceedings on Patents as required according to the provision of Section 145 of the Patents Act 1970. All the enquiries on this Official Journal and other information as required by the public should be addressed to the Controller General of Patents, Designs & Trade Marks. Suggestions and comments are requested from all quarters so that the content can be enriched.

(Rajiv Aggarwal)
CONTROLLER GENERAL OF PATENTS, DESIGNS & TRADE MARKS

3rd JULY, 2015

CONTENTS

SUBJECT		*PAGE NUMBER*
JURISDICTION	**:**	**41437 – 41438**
SPECIAL NOTICE	**:**	**41439 – 41440**
EARLY PUBLICATION (DELHI)	**:**	**41441 – 41461**
EARLY PUBLICATION (MUMBAI)	**:**	**41462 – 41485**
EARLY PUBLICATION (CHENNAI)	**:**	**41486 – 41496**
PUBLICATION AFTER 18 MONTHS (DELHI)	**:**	**41497 – 41989**
PUBLICATION AFTER 18 MONTHS (MUMBAI)	**:**	**41990 – 42503**
PUBLICATION AFTER 18 MONTHS (CHENNAI)	**:**	**42504 – 43403**
AMENDMENT UNDER SEC. 57 (KOLKATA)	**:**	**43404**
PUBLICATION UNDER SECTION 43(2) IN RESPECT OF THE GRANT (DELHI)	**:**	**43405 – 43406**
PUBLICATION UNDER SECTION 43(2) IN RESPECT OF THE GRANT (MUMBAI)	**:**	**43407 – 43408**
PUBLICATION UNDER SECTION 43(2) IN RESPECT OF THE GRANT (CHENNAI)	**:**	**43409 – 43412**
PUBLICATION UNDER SECTION 43(2) IN RESPECT OF THE GRANT (KOLKATA)	**:**	**43413 – 43418**
INTRODUCTION TO DESIGN PUBLICATION	**:**	**43419**
THE DESIGNS ACT 2000 SECTION 30 DESIGN ASSIGNMENT	**:**	**43420**
CANCELLATION PROCEEDINGS UNDER SECTION 19 OF THE DESIGNS ACT, 2000	**:**	**43421**
COPYRIGHT PUBLICATION	**:**	**43422**
REGISTRATION OF DESIGNS	**:**	**43423 - 43481**

THE PATENT OFFICE
KOLKATA, 03/07/2015
Address of the Patent Offices/Jurisdictions
The following are addresses of all the Patent Offices located at different places having their Territorial Jurisdiction on a Zonal basis as shown below:-

1	Office of the Controller General of Patents, Designs & Trade Marks, Boudhik Sampada Bhavan, Near Antop Hill Post Office,S.M.Road,Antop Hill, Mumbai – 400 037 Phone: (91)(22) 24123311, Fax : (91)(22) 24123322 E-mail: cgpdtm@nic.in	4	The Patent Office, Government of India, Intellectual Property Rights Building, G.S.T. Road, Guindy, Chennai – 600 032. Phone: (91)(44) 2250 2081-84 Fax : (91)(44) 2250 2066 E-mail: chennai-patent@nic.in ❖ The States of Andhra Pradesh, Telangana, Karnataka, Kerala, Tamil Nadu and the Union Territories of Puducherry and Lakshadweep.
2	The Patent Office, Government of India, Boudhik Sampada Bhavan, Near Antop Hill Post Office,S.M.Road,Antop Hill, Mumbai – 400 037 Phone: (91)(22) 24137701 Fax: (91)(22) 24130387 E-mail: mumbai-patent@nic.in ❖ The States of Gujarat, Maharashtra, Madhya Pradesh, Goa and Chhattisgarh and the Union Territories of Daman and Diu & Dadra and Nagar Haveli	5	The Patent Office (Head Office), Government of India, Boudhik Sampada Bhavan, CP-2, Sector –V, Salt Lake City, Kolkata- 700 091 Phone: (91)(33) 2367 1943/44/45/46/87 Fax: (91)(33) 2367 1988 E-Mail: kolkata-patent@nic.in ❖ Rest of India
3	The Patent Office, Government of India, Boudhik Sampada Bhavan, Plot No. 32., Sector-14, Dwarka, New Delhi – 110075 Phone: (91)(11) 2808 1921 – 25 Fax: (91)(11) 2808 1920 & 2808 1940 E.mail: delhi-patent@nic.in ❖ The States of Haryana, Himachal Pradesh, Jammu and Kashmir, Punjab, Rajasthan, Uttar Pradesh, Uttaranchal, Delhi and the Union Territory of Chandigarh.		

Website: www.ipindia.nic.in
www.patentoffice.nic.in

All applications, notices, statements or other documents or any fees required by the Patents Act, 1970 and The Patents (Amendment) Act, 2005 or by the Patents (Amendment) Rules, 2006 will be received only at the appropriate offices of the Patent Office.

Fees: The Fees may either be paid in cash or may be sent by Bank Draft or Cheques payable to the Controller of Patents drawn on a scheduled Bank at the place where the appropriate office is situated.

पेटेंट कार्यालय

कोलकाता, दिनांक 03/07/2015

• कार्यालयों के क्षेत्राधिकार के पते

विभिन्न जगहों पर स्थित पेटेंट कार्यालय के पते आंचलिक आधार पर दर्शित उनके प्रादेशिक अधिकार क्षेत्र के साथ नीचे दिए गए है:-

1	कार्यालय : महानियंत्रक, एकस्व, अभिकल्प तथा व्यापार चिहन, एंटोप हिल डाकघर के समीप, एस. एम. रोड, एंटोप हिल, मुम्बई- 400 037, भारत, फोन: (91) (22) 24123311 फ़ैक्स: (91) (22) 24123322 ई. मेल: cgpdtm@nic.in	4	पेटेंट कार्यालय, भारत सरकार इंटेलेक्चुअल प्रॉपर्टी राइट्स बिल्डिंग, इंडस्ट्रियल इस्टेट एसआईडीसीओ आरएमडी गोडाउन एरिया एडजसेन्ट टु ईगल फ्लास्क, जी. एस. टी. रोड, गायन्डी चेन्नई - 600 032. फोन: (91)(44) 2250 2081-84 फ़ैक्स: (91)(44) 2250-2066 ई. मेल: chennai-patent@nic.in ❖ आन्ध्र प्रदेश, तेलंगाना, कर्नाटक, केरल, तमिलनाडु तथा पुडुचेरी राज्य क्षेत्र एवं संघ शासित क्षेत्र, लक्षदीप
2	पेटेंट कार्यालय, भारत सरकार बौद्धिक संपदा भवन, एंटोप हिल डाकघर के समीप, एस. एम. रोड, एंटोप हिल, मुम्बई- 400 037, फोन: (91) (22) 24137701 फ़ैक्स: (91) (22) 24130387 ई. मेल: Mumbai-patent@nic.in ❖ गुजरात, महाराष्ट्र, मध्य प्रदेश, गोवा तथा छत्तीसगढ़ राज्य क्षेत्र एवं संघ शासित क्षेत्र, दमन तथा दीव, दादर और नगर हवेली•	5	पेटेंट कार्यालय, भारत सरकार कोलकाता, (प्रधान कार्यालय) बौद्धिक संपदा भवन, सीपी-2, सेक्टर- V, साल्ट लेक सिटी, कोलकाता-700 091, भारत. फोन: (91)(33) 2367 1943/44/45/46/87 फ़ैक्स:/Fax: (91)(33) 2367 1988 ई. मेल: kolkata-patent@nic.in ❖ भारत का अवशेष क्षेत्र
3	पेटेंट कार्यालय, भारत सरकार बौद्धिक संपदा भवन, प्लॉट सं. 32, सेक्टर- 14, द्वारका, नई दिल्ली- 110 075. फोन: (91)(11) 2808 1921-25 फ़ैक्स: (91)(11) 2808 1920, 2808 1940 ई. मेल: delhi-patent@nic.in हरियाणा, हिमाचल प्रदेश, जम्मू तथा कश्मीर, पंजाब,राजस्थान, उत्तर प्रदेश, दिल्ली तथा उत्तरांचल राज्य क्षेत्रों, एवं संघ शासित क्षेत्र चंडीगढ़		

वेबसाइट: http://www.ipindia.nic.in

www.patentoffice.nic.in

पेटेंट अधिनियम, 1970 तथा पेटेंट (संशोधन) अधिनियम, 2005 अथवा पेटेंट (संशोधन) नियम, 2006 द्वारा वांछित सभी आवेदन, सूचनाए, विवरण या अन्य दस्तावेज़ या कोई शुल्क पेटेंट कार्यालय के केवल उपयुक्त कार्यालय में स्वीकृत होंगे।

शुल्क: शुल्क या तो नगद रूप में या Controller of Patents के नाम में देय बैंक ड्राफ्ट या चेक के द्वारा भेजी जा सकती है जो उसी स्थान के किसी अनुसूचित बैंक में प्रदत्त हो जहाँ उपयुक्त कार्यालय स्थित है ।

SPECIAL NOTICE

18 Months publication as required under Section 11A of the Patents Act, 1970 as amended by the Patents (Amendment) Act, 2005.

Notice is hereby given that any person at any time before the grant of Patent may give representation by way of opposition to the Controller of Patents at appropriate office on the ground and in a manner specified under section 25(1) of the Patents (Amendment) Act, 2005 read with Rule 55 of the Patents (Amendment) Rules, 2006.

Notice is also given that if any interested person requests for copies of the complete specification, drawing and abstract of any application already published, the photocopy of the same can be supplied by the Patent Office as per the jurisdiction on payment of prescribed fees of Rs.8/- per page. If any further details are required to be obtained, the same can be provided by the respective Patent Offices on request.

(Rajiv Aggarwal)
CONTROLLER GENERAL OF PATENTS, DESIGNS & TRADE MARKS

SPECIAL NOTICE

Under the new provision of the Patents Act, 1970 as amended by the Patents (Amendment) Act, 2005 and Rules there under, Publication of the matter relating to Patents in the Official Gazette of India Part III, Section 2 has been discontinued and instead The Official Journal of the Patent Office is being published containing all the activities of The Patent Office such as publication of all the patent applications after 18th months , grant of patents & all other information in respect of the proceedings as required under the provisions of the Patents (Amendment) Act, 2005 and Rules thereunder on weekly basis on every **Friday**.

The Journal is uploaded in the website every Friday. So Paper form and CD-ROM form of the Journal are discontinued from 01/01/2009.

SPECIAL NOTICE

Every effort is being taken to publish all the patent applications under section 11(A) of the Patents Act. However, if duplication of publication of any application is found, then earlier date of publication will be taken for the purpose of provisional protection for applicant and Patent Office will grant Patent not before six months from the date of second publication, provided that there is there is no third party representation.

Early Publication:

The following patent applications have been published under section 11A (2) of The Patents (Amendment) Act 2005 and rule 24A of The Patents (Amendment) Rules, 2006. Any person may file representation by way of opposition to the Controller of Patents at the appropriate office against the grant of the patent in the prescribed manner under section 25(1) of the Patents (Amendment) Act 2005 read with the rule 55 of The Patents (Amendment) Rules, 2006:

(12) PATENT APPLICATION PUBLICATION

(21) Application No.1614/DEL/2015 A

(19) INDIA

(22) Date of filing of Application :04/06/2015

(43) Publication Date : 03/07/2015

(54) Title of the invention : A SYSTEM AND METHOD FOR MULTIPATH COMMUNICATION MANAGEMENT IN AN AIRCRAFT

(51) International classification	:H04L12/56
(31) Priority Document No	:NA
(32) Priority Date	:NA
(33) Name of priority country	:NA
(86) International Application No	:NA
Filing Date	:NA
(87) International Publication No	: NA
(61) Patent of Addition to Application Number	:NA
Filing Date	:NA
(62) Divisional to Application Number	:NA
Filing Date	:NA

(71)**Name of Applicant :**

1)HCL Technologies Limited

Address of Applicant :B-39, Sector 1, Noida 201 301, Uttar Pradesh, India

(72)**Name of Inventor :**

1)S, Jayaramakrishnan

2)DEY, Sourav

(57) Abstract :

Disclosed is a method and seat centric device for providing data over a plurality of communication channels inside an aircraft. In one aspect, the method comprises obtaining storage information of data from one or more aircraft servers and a request for subset of data from a seat centric device. The method further comprises, identifying location of the subset of data in at least one of the one or more aircraft servers based on an analysis of the request the storage information data and an available communication channels between the seat centric device and the aircraft server. Furthermore, the method comprises initializing a multipath protocol for transfer of the subset of data associated with the request between the aircraft server and the seat centric device and initiating data transfer associated with the request simultaneously over the available communication channels for providing the subset of data to seat centric device.

No. of Pages : 21 No. of Claims : 19

(12) PATENT APPLICATION PUBLICATION
(21) Application No.1560/DEL/2015 A
(19) INDIA
(22) Date of filing of Application :30/05/2015
(43) Publication Date : 03/07/2015

(54) Title of the invention : A SYSTEM AND METHOD FOR MULTIPATH COMMUNICATION IN AN AIRCRAFT

(51) International classification :H04L12/56
(31) Priority Document No :NA
(32) Priority Date :NA
(33) Name of priority country :NA
(86) International Application No :NA
Filing Date :NA
(87) International Publication No : NA
(61) Patent of Addition to Application Number :NA
Filing Date :NA
(62) Divisional to Application Number :NA
Filing Date :NA

(71)**Name of Applicant :**
1)HCL Technologies Limited
Address of Applicant :B-39, Sector 1, Noida 201 301, Uttar Pradesh, India
(72)**Name of Inventor :**
1)S, Jayaramakrishnan
2)DEY, Sourav

(57) Abstract :
Disclosed is a method and seat centric device for providing data over a plurality of communication channels inside an aircraft. In one aspect, the method comprises obtaining a request from a user device and identifying data associated to the request. The method further comprises, dividing the data in to a plurality of data packets utilizing a multipath protocol and identifying at least one active communication channels between the seat centric device and the user device. The method furthermore comprises providing the plurality of data packets associated with the request simultaneously over the at least one active communication channels between the seat centric device and the user device.

No. of Pages : 20 No. of Claims : 13

(12) PATENT APPLICATION PUBLICATION
(21) Application No.520/DEL/2015 A
(19) INDIA
(22) Date of filing of Application :24/02/2015
(43) Publication Date : 03/07/2015

(54) Title of the invention : HANDY UNDER-SEAT STORAGE CONTAINER FOR SCOOTER

(51) International classification	:B62K 15/00
(31) Priority Document No	:NA
(32) Priority Date	:NA
(33) Name of priority country	:NA
(86) International Application No	:NA
Filing Date	:NA
(87) International Publication No	: NA
(61) Patent of Addition to Application Number	:NA
Filing Date	:NA
(62) Divisional to Application Number	:NA
Filing Date	:NA

(71)**Name of Applicant :**
1)NAYYAR KARANDEEP SINGH
Address of Applicant :HOUSE NO.439, PHASE-9 (SECTOR-63), MOHALI-160062, PUNJAB, INDIA. **2)SINGH GAGANVEER**
(72)**Name of Inventor :**
1)NAYYAR KARANDEEP SINGH
2)SINGH GAGANVEER

(57) Abstract :
Handy under seat storage container for scooter type of motor vehicle is a multipurpose apparatus that is useful for easy storage and removal of a range of commodities from the under seat storage of a scooter. It is a portable container and makes carrying of items from and to the scooter storage space hassle free. The rigid structure has a matching profile as that of the under seat storage cavity of the scooter. This safeguards the fragile items from damage and adds to convenience while carrying.

No. of Pages : 9 No. of Claims : 6

(12) PATENT APPLICATION PUBLICATION
(21) Application No.1509/DEL/2015 A
(19) INDIA
(22) Date of filing of Application :26/05/2015
(43) Publication Date : 03/07/2015

(54) Title of the invention : A SYSTEM AND A METHOD FOR FACILITATING TESTING OF PLURALITY OF DEVICES USING A DRONE

(51) International classification :G01V1/16
(31) Priority Document No :NA
(32) Priority Date :NA
(33) Name of priority country :NA
(86) International Application No :NA
Filing Date :NA
(87) International Publication No : NA
(61) Patent of Addition to Application Number :NA
Filing Date :NA
(62) Divisional to Application Number :NA
Filing Date :NA

(71)**Name of Applicant :**
1)HCL Technologies Limited
Address of Applicant :B-39, Sector 1, Noida 201301, Uttar Pradesh, India
(72)**Name of Inventor :**
1)SADASIVAM, Siva Sakthivel
2)G., Murali Krishnaan
3)CHAUDHARY, Vishal

(57) Abstract :
The present disclosure discloses system 102 and a method for facilitating testing of a plurality of devices 136 using a drone 130. At first, locating module 116 locates position of the drone 130 relative to the plurality of devices 136. Further, receiving module 118 receives an image, of a device of the plurality of devices 136, from image capturing unit 132 of the drone 130. Then, the comparing module 120 compares the image with a reference image corresponding to the device. Based on the comparison, the determining module 122 determines an action to be performed for testing the device. Further, facilitating module 124 facilitates the testing by enabling a snout associated with the drone to perform the action on the device.

No. of Pages : 19 No. of Claims : 9

(12) PATENT APPLICATION PUBLICATION
(21) Application No.1715/DEL/2015 A
(19) INDIA
(22) Date of filing of Application :09/06/2015
(43) Publication Date : 03/07/2015

(54) Title of the invention : RENDERING OF A MEDIA CONTENT ON CALLED MOBILE DEVICE

(51) International classification :G06F15/16
(31) Priority Document No :NA
(32) Priority Date :NA
(33) Name of priority country :NA
(86) International Application No :NA
Filing Date :NA
(87) International Publication No : NA
(61) Patent of Addition to Application Number :NA
Filing Date :NA
(62) Divisional to Application Number :NA
Filing Date :NA

(71)**Name of Applicant :**
1)Comviva Technologies Limited
Address of Applicant :A-26, Info City, Sector 34, Gurgaon-122001, Haryana, India
(72)**Name of Inventor :**
1)JAIN, Manish Kumar
2)GOYAL, Gaurav

(57) Abstract :
The invention relates to rendering a media content on a called mobile device. In one embodiment, a method (100) comprises: detecting (101), by a processor of the called mobile device, receipt of a first call from an unknown contact, the call being received by a first receiving unit of the called mobile device operating in a first communication mode; receiving (102), by a second receiving unit of the called mobile device operating in a second communication mode, a media content from a server, the media content being set by the unknown contact; and rendering (103) the media content on a display unit associated with the called mobile device. In another embodiment, a method (300) comprises: receiving (301), by a request receiving unit of the called mobile device, a request to delete a media content associated with a calling user, the media content being set by the calling user and stored in a memory of the called mobile device; disassociating (302), by a processor of the called mobile device, the media content associated with the calling user; and associating (303), by the processor, a default media content with the calling user.

No. of Pages : 48 No. of Claims : 45

(12) PATENT APPLICATION PUBLICATION
(21) Application No.1659/DEL/2015 A
(19) INDIA
(22) Date of filing of Application :04/06/2015
(43) Publication Date : 03/07/2015

(54) Title of the invention : SYSTEM AND METHOD FOR CONTROLLING RESOURCES IN AN INTERNET OF THINGS NETWORK

(51) International classification :G06F17/22
(31) Priority Document No :NA
(32) Priority Date :NA
(33) Name of priority country :NA
(86) International Application No :NA
Filing Date :NA
(87) International Publication No : NA
(61) Patent of Addition to Application Number :NA
Filing Date :NA
(62) Divisional to Application Number :NA
Filing Date :NA

(71)**Name of Applicant :**
1)HCL Technologies Limited
Address of Applicant :B-39, Sector 1, Noida 201 301, Uttar Pradesh, India
(72)**Name of Inventor :**
1)DHALIWAL, Jasbir Singh
2)TAMMANA, Sankar Uma
3)SHARMA, Sanjeev Kumar

(57) Abstract :
The present disclosure relates to system(s) and method(s) for systems and methods for controlling resources in an Internet of Things (IoT) network. The system comprises a processor and a memory coupled to the processor, wherein the processor is configured for detecting presence of a user in a vicinity of an Internet of Things (IoT) network. Further, the processor is configured for receiving the biometric authentication information and the profile identifier from the wearable device. The biometric authentication information is generated by the wearable device based on comparison of a biometric sample captured from the user with a golden copy of the biometric sample. Furthermore, the processor is configured for identifying a user profile associated with the user based on the biometric authentication information and the profile identifier. Once the user profile is identified, in the next step, the processor is configured for calibrating the one or more resources in the IoT network based on the user profile.

No. of Pages : 20 No. of Claims : 13

(12) PATENT APPLICATION PUBLICATION
(21) Application No.1882/DELNP/2015 A
(19) INDIA
(22) Date of filing of Application :09/03/2015
(43) Publication Date : 03/07/2015

(54) Title of the invention : ERROR RESET DEVICE FOR UTILITY VEHICLE AND ERROR RESET METHOD FOR UTILITY VEHICLE

(51) International classification	:F01N3/08,F01N3/18	(71)**Name of Applicant :**
(31) Priority Document No	:NA	**1)KOMATSU LTD.**
(32) Priority Date	:NA	Address of Applicant :2-3-6 Akasaka Minato ku Tokyo 1078414 Japan
(33) Name of priority country	:NA	
(86) International Application No	:PCT/JP2014/055189	(72)**Name of Inventor :**
Filing Date	:28/02/2014	**1)MATSUMOTO Hayato**
(87) International Publication No	:WO 2015/025542	**2)SHIMAZU Mitsuhiro**
(61) Patent of Addition to Application Number	:NA	
Filing Date	:NA	
(62) Divisional to Application Number	:NA	
Filing Date	:NA	

(57) Abstract :
The objective of the present invention is to provide an error reset method for utility vehicle and error reset device for utility vehicle with which specific personnel such as service personnel are able to effectively perform reset of exhaust gas treatment system related errors. This is an error reset device for utility vehicle (1) to reset exhaust gas treatment system related errors if an exhaust gas treatment system related error occurs. The error reset device for utility vehicle (1) comprises an input unit (22) which inputs at least temporary input information; an authentication unit (11A) which has a processing algorithm that is the same as the processing algorithm of an external device that generates the temporary input information and which authenticates using the processing algorithm the temporary input information which has been input; and an error reset processing unit (11B) into which the temporary input information acquired from the external device using inquiry information acquired via a predetermined operation procedure is input and if the temporary input information is authenticated by the authentication unit (11A) resets the exhaust gas treatment system related error.

No. of Pages : 39 No. of Claims : 10

(12) PATENT APPLICATION PUBLICATION
(21) Application No.629/DELNP/2015 A
(19) INDIA
(22) Date of filing of Application :23/01/2015
(43) Publication Date : 03/07/2015

(54) Title of the invention : CAB AND WORK MACHINE

(51) International classification :E02F9/16
(31) Priority Document No :NA
(32) Priority Date :NA
(33) Name of priority country :NA
(86) International Application No :PCT/JP2014/078330
Filing Date :24/10/2014
(87) International Publication No :WO 2015/056814
(61) Patent of Addition to Application Number :NA
Filing Date :NA
(62) Divisional to Application Number :NA
Filing Date :NA

(71)**Name of Applicant :**
1)KOMATSU LTD.
Address of Applicant :2-3-6 Akasaka Minato ku Tokyo 1078414 Japan
(72)**Name of Inventor :**
1)IWAHASHI Norihiro
2)NAMURA Akihide
3)HOSHINO Masashi

(57) Abstract :
A seat (4) has a second bracket (4d) that extends toward a back panel (12). A controller main body (1) is arranged between the seat (4) and the back panel (12) and is fixed to the second bracket (4d). At least one part of the controller main body (1) is positioned between the seat (4) and a floor part (13) so as to overlap with the seat (4) in plan view and a bolt (9) that fixes the controller main body (1) to the second bracket (4d) is disposed between a rear end (4aa) of the seat (4) and the back panel (12).

No. of Pages : 27 No. of Claims : 7

(12) PATENT APPLICATION PUBLICATION
(21) Application No.1160/DEL/2015 A
(19) INDIA
(22) Date of filing of Application :27/04/2015
(43) Publication Date : 03/07/2015

(54) Title of the invention : AZADI BICYCLE

(51) International classification :B60K1/00
(31) Priority Document No :NA
(32) Priority Date :NA
(33) Name of priority country :NA
(86) International Application No :NA
Filing Date :NA
(87) International Publication No : NA
(61) Patent of Addition to Application Number :NA
Filing Date :NA
(62) Divisional to Application Number :NA
Filing Date :NA

(71)**Name of Applicant :**
1)GEETALI DADWAL
Address of Applicant :822, SECTOR-29, NOIDA-201301, U.P, INDIA
(72)**Name of Inventor :**
1)GEETALI DADWAL

(57) Abstract :
I have used two tyreswith negative camber at the back to give balance and stability which makes the bicycle easy to use by anyone, without fear of overbalancing. I have used the principle of Negative (-) Camber for the back tyres of my-Bicycle. Some negative camber can be regarded as a good thing because of a force generated by tyres lean termed camber thrustl.Camber thrust occurs when a tyres is lent over from the perpendicular - it immediately wants to turn. You may have noticed,.-, that when riding a bicycle, if you lean over, the bicycle will change direction with very little steering effort required from movement of the handle bars. I have enhanced it by applying it to the back tyres while adding stability and balance I Extreme camber options of 16 and 20 offer superior stability and effortless turning

No. of Pages : 7 No. of Claims : 1

(12) PATENT APPLICATION PUBLICATION
(21) Application No.3794/DEL/2014 A
(19) INDIA
(22) Date of filing of Application :19/12/2014
(43) Publication Date : 03/07/2015

(54) Title of the invention : AUTOMATIC VEHICLE AIR CONDITIONER POWER CONTROL SYSTEM

(51) International classification	:F24F11/02	(71)**Name of Applicant :**
(31) Priority Document No	:NA	**1)ABHIJIT SINGH**
(32) Priority Date	:NA	Address of Applicant :#1739, PH: 3B2, MOHALI, PUNJAB 160059. India
(33) Name of priority country	:NA	**2)VIKRAM GOEL**
(86) International Application No	:NA	(72)**Name of Inventor :**
Filing Date	:NA	**1)ABHIJIT SINGH**
(87) International Publication No	: NA	**2)VIKRAM GOEL**
(61) Patent of Addition to Application Number	:NA	
Filing Date	:NA	
(62) Divisional to Application Number	:NA	
Filing Date	:NA	

(57) Abstract :
The automatic vehicle air conditioner power control system is a device used to control the power of air conditioner. The device automatically switches the power of the air conditioner depending upon the gear or acceleration of the vehicle. Switching the air conditioner at right speed or at right gears not only increases the engine performance and but also increase the fuel efficiency. The present device automatically controls the switching of the air conditioner at right conditions.

No. of Pages : 6 No. of Claims : 9

(12) PATENT APPLICATION PUBLICATION
(21) Application No.811/DEL/2015 A
(19) INDIA
(22) Date of filing of Application :24/03/2015
(43) Publication Date : 03/07/2015

(54) Title of the invention : POWER EFFICIENT MAGNETIC CONTENT ADDRESSABLE MEMORY (M-CAM)

(51) International classification :G06F12/00
(31) Priority Document No :NA
(32) Priority Date :NA
(33) Name of priority country :NA
(86) International Application No :NA
Filing Date :NA
(87) International Publication No : NA
(61) Patent of Addition to Application Number :NA
Filing Date :NA
(62) Divisional to Application Number :NA
Filing Date :NA

(71)**Name of Applicant :**
1)MOHIT KUMAR GUPTA
Address of Applicant :DEPARTMENT OF ELECTRONICS ENGINEERING, ALIGARH MUSLIM UNIVERSITY, ALIGARH-202002, U.P., INDIA.
2)MOHD. HASAN
(72)**Name of Inventor :**
1)MOHIT KUMAR GUPTA
2)MOHD. HASAN

(57) Abstract :
Design of non-volatile robust, low power and high speed ternary content addressable memory using non-volatile element like magnetic tunnel junction (MTJ) is a challenge. Process variations in MTJ, transistor parameters and voltages like (clock, search inputs and supply voltage) degrade the performance of magnetic content addressable memory (MCAM) as the number of bits increases. To bring M-CAM into practical use for arrays, its cell has to be designed with large tolerance to all types of variations. Reducing the power consumption associated with searching without the increase in delay and area is also essential for the designing of M-CAM. In this invention, the proposed M-CAM cell has less read disturbance, low delay and low power as compared to the reported MTJ based magnetic CAMs. Monte Carlo simulation has been performed for determining the robustness of the proposed M-CAM by considering variations in MTJ, transistor parameters and supply voltage. A VerilogA model of the MTJ along with 45nm CMOS technology is used for the simulation.

No. of Pages : 19 No. of Claims : 4

(12) PATENT APPLICATION PUBLICATION
(19) INDIA
(22) Date of filing of Application :27/03/2015
(21) Application No.852/DEL/2015 A
(43) Publication Date : 03/07/2015

(54) Title of the invention : PUGFONE

(51) International classification :H04R25/00
(31) Priority Document No :NA
(32) Priority Date :NA
(33) Name of priority country :NA
(86) International Application No :NA
Filing Date :NA
(87) International Publication No : NA
(61) Patent of Addition to Application Number :NA
Filing Date :NA
(62) Divisional to Application Number :NA
Filing Date :NA

(71)**Name of Applicant :**
1)GAGANDEEP SINGH
Address of Applicant :H.NO-179 SEC-13 LANE NO.4, NANAK NAGAR JAMMU J&K PIN CODE--180004 India
(72)**Name of Inventor :**
1)INDERJIT SINGH
2)GAGANDEEP SINGH

(57) Abstract :
An improvised headphone (earphone) which can be used under a turban or a headband or any other head gear like cap or headscarf and it provides comfort to the ears, by not poking into the ears like ear buds and most of the other prevalent ear phone. The main innovation here is the use of slim flat speakers (as shown fig. 1 Marked as 1) with a soft cloth on it, (as shown in fig 1 marked as 2), so that it does not hurt the ears and when its wore inside a turban or any other headgear (that covers the ears)

No. of Pages : 4 No. of Claims : 4

(12) PATENT APPLICATION PUBLICATION
(21) Application No.2416/DEL/2014 A
(19) INDIA
(22) Date of filing of Application :26/08/2014
(43) Publication Date : 03/07/2015

(54) Title of the invention : BLENDED LEATHER FABRIC AND A PROCESS FOR THE PREPARATION THEREOF

(51) International classification	:D06N 3/00,
(31) Priority Document No	:NA
(32) Priority Date	:NA
(33) Name of priority country	:NA
(86) International Application No	:NA
Filing Date	:NA
(87) International Publication No	: NA
(61) Patent of Addition to Application Number	:NA
Filing Date	:NA
(62) Divisional to Application Number	:NA
Filing Date	:NA

(71)**Name of Applicant :**
1)COUNCIL OF SCIENTIFIC & INDUSTRIAL RESEARCH
Address of Applicant :ANUSANDHAN BHAWAN, RAFI MARG, NEW DELHI - 110 001, INDIA.
(72)**Name of Inventor :**
1)RETHINAM SENTHIL
2)SUNDARAMURTHY INBASEKARAN
3)THIRUCHIRAPALLI SIVAGNANAM UMA
4)DAS BHABENDRA NATH
5)MANDAL ASIT BARAN
6)THOTAPALLI PARVATHALESWARA SASTRY

(57) Abstract :
This invention describes blended leather fabric and a process for the preparation thereof. Disclosed herein blended leather fabric comprising 10-90% leather fiber reconstituted into blended material with other conventional fabric. It provides an opportunity for utilization of the solid leather wastes generated by tanneries in the form of leather blended fabrics to make value added consumer items of low price range. A process which involves a series of mechanical operations, for the preparation of the blended fabric is also disclosed. The blended fabric can be used for the preparation of suiting and shirting; dress materials, winter wear.

No. of Pages : 13 No. of Claims : 9

(12) PATENT APPLICATION PUBLICATION
(21) Application No.815/DEL/2014 A
(19) INDIA
(22) Date of filing of Application :20/03/2014
(43) Publication Date : 03/07/2015

(54) Title of the invention : WEB BASED AUTHENTICATED MEDIA DISPLAY WITH ENCRYPTED DATA TRANSFER OVER A DELIVERY NETWORK

(51) International classification	:G06Q30/06	(71)**Name of Applicant :**
(31) Priority Document No	:NA	**1)SINHA VIBHAV**
(32) Priority Date	:NA	Address of Applicant :201, APRAJITA ENCLAVE,
(33) Name of priority country	:NA	AMBEDKAR PATH, KHAJPURA, PATNA, BIHAR 800014
(86) International Application No	:NA	India
Filing Date	:NA	(72)**Name of Inventor :**
(87) International Publication No	: NA	**1)VIBHAV SINHA**
(61) Patent of Addition to Application Number	:NA	
Filing Date	:NA	
(62) Divisional to Application Number	:NA	
Filing Date	:NA	

(57) Abstract :
Protecting media from redistribution while allowing for consumption is the problem which is solved using digital rights management techniques. The current available and in use systems perform content licensing and display data over a single server client model. Our invention tries to incorporate a content signing authority and a separate licensing server along with the provision of display specific mandatory data sent by licensing server to viewer decided by the signing authority. This system solves the problem of authentication when the content provider can use the licensing server to send mandatory data over to the viewer. The objective is to make sure that the viewer is not able to circumvent this information. This information can be further utilised for piracy litigation and tracing the source of redistribution through the analog hole. This invention describes a method of authenticating video playback on a computer with a content signing authority, a separate licensing server and content delivery network such that data is relayed through the licensing server in a manner which can not be intervened by the viewer. The set up can be used for watermarking user information on media to deter chances of redistribution with the analog hole exploit.

No. of Pages : 8 No. of Claims : 3

(12) PATENT APPLICATION PUBLICATION
(21) Application No.2017/DEL/2014 A
(19) INDIA
(22) Date of filing of Application :17/07/2014
(43) Publication Date : 03/07/2015

(54) Title of the invention : A NOVEL SHEET-BEAM PLASMA CATHODE ELECTRON (SPCE) GUN AND ITS BEAM DIAGNOSTIC USING INNOVATIVE DIELECTRIC CHARGING TECHNIQUE.

(51) International classification :H01L21/314,
(31) Priority Document No :NA
(32) Priority Date :NA
(33) Name of priority country :NA
(86) International Application No :NA
Filing Date :NA
(87) International Publication No : NA
(61) Patent of Addition to Application Number :NA
Filing Date :NA
(62) Divisional to Application Number :NA
Filing Date :NA

(71)**Name of Applicant :**
1)COUNCIL OF SCIENTIFIC & INDUSTRIAL RESEARCH
Address of Applicant :ANUSANDHAN BHAWAN, RAFI MARG, NEW DELHI - 110 001, INDIA.
(72)**Name of Inventor :**
1)KUMAR NIRAJ
2)PAL UDIT NARAYAN
3)PRAKASH RAM
4)PAL DHARMENDRA KUMAR
5)MEENA BHARAT LAL
6)KUMAR MAHESH
7)PRAJESH RAHUL

(57) Abstract :
A novel sheet-beam plasma cathode electron (SPCE) gun is presented. The discharge in the SPCE-Gun is an axially symmetric self-sustained transient low pressure gas discharge, which has been used to generate the sheet electron beam. A delayed voltage breakdown together with a fast current rise in this device results in a class of highly intense sheet electron beam generation. To diagnose the generated beam, the beam has been extracted in drift space region. An arrangement of three isolated metallic sheets has been proposed for qualitative assessment of the beam. Also the actual shape and size of the sheet electron beam have been obtained through a nonconventional method by proposing a dielectric charging technique and SEM based image analysis. The beam current density 1 kA/cm2 has been achieved and propagated more than 200 mm distance in the drift space region maintaining the sheet structure without assistance of any external magnetic field.

No. of Pages : 27 No. of Claims : 5

(12) PATENT APPLICATION PUBLICATION
(21) Application No.1524/DEL/2015 A
(19) INDIA
(22) Date of filing of Application :27/05/2015
(43) Publication Date : 03/07/2015

(54) Title of the invention : SYSTEM AND METHOD FOR AUTHENTICATING A DRIVER

(51) International classification :G06F19/10
(31) Priority Document No :NA
(32) Priority Date :NA
(33) Name of priority country :NA
(86) International Application No :NA
Filing Date :NA
(87) International Publication No : NA
(61) Patent of Addition to Application Number :NA
Filing Date :NA
(62) Divisional to Application Number :NA
Filing Date :NA

(71)**Name of Applicant :**
1)HCL Technologies Limited
Address of Applicant :B-39, Sector 1, Noida 201 301, Uttar Pradesh, India
(72)**Name of Inventor :**
1)SAINI, Navin
2)BORA, Gourik Kumar

(57) Abstract :
The present disclosure relates to system(s) and method(s) for driver authentication based on his driving style. Initially, the system is configured to generate a driver profile based on the driving style of an authorized user of a vehicle, wherein the driving style is captured from a plurality of sensors in the vehicle while the authorized user is driving the vehicle. The reference data comprises a point of contact of the authorized user with an internal component, a pressure applied by the authorized user over the internal component, and one or more external parameters. Once the driver profile is generated, in the next step, the system captures a real-time data from the plurality of sensors, wherein the vehicle is driven by a driver. Finally, the system is configured to authenticate the driver based on the comparison of the real-time data with the driver profile.

No. of Pages : 18 No. of Claims : 13

(12) PATENT APPLICATION PUBLICATION
(21) Application No.1787/DEL/2015 A
(19) INDIA
(22) Date of filing of Application :15/06/2015
(43) Publication Date : 03/07/2015

(54) Title of the invention : METHOD AND APPARATUS FOR MANAGING A LOG FOR A MOBILE-DEVICE GENERATED REQUEST

(51) International classification :G06F21/20
(31) Priority Document No :NA
(32) Priority Date :NA
(33) Name of priority country :NA
(86) International Application No :NA
Filing Date :NA
(87) International Publication No : NA
(61) Patent of Addition to Application Number :NA
Filing Date :NA
(62) Divisional to Application Number :NA
Filing Date :NA

(71)**Name of Applicant :**
1)Comviva Technologies Limited
Address of Applicant :A-26, Info City, Sector 34, Gurgaon-122001, Haryana, India
(72)**Name of Inventor :**
1)MEHER, Seetesh Kumar
2)SORUBAN, Rajasekaran
3)REDDY P, Rajasekhara

(57) Abstract :
The present invention describes a method and system (200, 400, 600, 800) for managing a log for mobile device generated requests. The system incorporates a mobile device (400) for generating a request, a receiver (202) for receiving the request thus generated by the operation of the mobile device, a processor (202) for creating a log for the received request, and a transmitter (203) for sending an SMS including the log to the mobile device (400). The mobile device (400) hosts a particular environment for rendering the SMS including the log.

No. of Pages : 38 No. of Claims : 17

(12) PATENT APPLICATION PUBLICATION
(21) Application No.1612/DEL/2015 A
(19) INDIA
(22) Date of filing of Application :03/06/2015
(43) Publication Date : 03/07/2015

(54) Title of the invention : SPRING COIL PROSTHESIS FOOT

(51) International classification	:A61F2/76, A61F2/68
(31) Priority Document No	:NA
(32) Priority Date	:NA
(33) Name of priority country	:NA
(86) International Application No	:NA
Filing Date	:NA
(87) International Publication No	: NA
(61) Patent of Addition to Application Number	:NA
Filing Date	:NA
(62) Divisional to Application Number	:NA
Filing Date	:NA

(71)**Name of Applicant :**
1)Mr. Avinash Yadav
Address of Applicant :Mr. Avinash Yadav, V.P.O. Shuklawas, Teh: Kotputli, Jaipur, PIN: 303 105 Rajasthan India
(72)**Name of Inventor :**
1)Mr. Avinash Yadav

(57) Abstract :
Spring coil prosthesis foot having ankle joint movement comprising of a cylindrical base, attached to a screw base on a foot plate, a rod ball bearing which gives ankle joint movement attached to the screw base along with an iron spring and a top cover which controls the movement of rod ball bearing. the cylindrical base is attached to the foot plate at the heal part. the cylindrical base is provided with a plurality of slit along the cylindrical wall which has a maximum depth up to half of the height of the cylindrical base, the screw base placed inside the cylindrical base is attached to the foot plate using screws, the rod ball bearing consists of two main parts, a head part and a tail part. the iron spring supports the rod ball bearing and acts as energy storing device to store mechanical energy to support the movement.

No. of Pages : 11 No. of Claims : 10

(12) PATENT APPLICATION PUBLICATION
(21) Application No.1405/DEL/2015 A
(19) INDIA
(22) Date of filing of Application :19/05/2015
(43) Publication Date : 03/07/2015

(54) Title of the invention : THE SAVIOUR OF COW

(51) International classification :G08B21/02
(31) Priority Document No :NA
(32) Priority Date :NA
(33) Name of priority country :NA
(86) International Application No :NA
Filing Date :NA
(87) International Publication No : NA
(61) Patent of Addition to Application Number :NA
Filing Date :NA
(62) Divisional to Application Number :NA
Filing Date :NA

(71)**Name of Applicant :**
1)TANVEER ALI KHAN
Address of Applicant :86, BASANT VIHAR, IZZATNAGAR, BAREILLY Uttar Pradesh India
(72)**Name of Inventor :**
1)TANVEER ALI KHAN

(57) Abstract :
The cow hoof invention is quite important in saving the life of restricted animal from the different anti-social element. As they do the violation of law and order of the Indian Government by exercising such type of practices. This invention is quite economic and animal friendly. Thus it will also protect the communal harmony of the nations like India by protecting the religious acceptable animal Cow.

No. of Pages : 8 No. of Claims : 12

(12) PATENT APPLICATION PUBLICATION
(21) Application No.1406/DEL/2015 A
(19) INDIA
(22) Date of filing of Application :19/05/2015
(43) Publication Date : 03/07/2015

(54) Title of the invention : ROBUST BINARY CONTENT ADDRESSABLE MEMORY USING MAGNETIC TUNNEL JUNCTION (MTJ) FOR WIDE ARRAYS (BMCAM)

(51) International classification :G11C15/04
(31) Priority Document No :NA
(32) Priority Date :NA
(33) Name of priority country :NA
(86) International Application No :NA
Filing Date :NA
(87) International Publication No : NA
(61) Patent of Addition to Application Number :NA
Filing Date :NA
(62) Divisional to Application Number :NA
Filing Date :NA

(71)**Name of Applicant :**
1)MOHIT KUMAR GUPTA
Address of Applicant :DEPARTMENT OF ELECTRONICS ENGINEERING, ALIGARH MUSLIM UNIVERSITY, ALIGARH-202002, U.P. INDIA
2)MOHD.HASAN
(72)**Name of Inventor :**
1)MOHIT KUMAR GUPTA
2)MOHD.HASAN

(57) Abstract :
Robustness, low power consumption and less delay are the three optimization parameters in any electronic circuitry. High Power consumption during parallel searching makes the use of binary content addressable memory (BCAM) less attractive. The design of BCAM based on spintronic devices like MTJ is challenging but also promising in terms of reducing its power consumption. The spin based CAM needs peripheral like an AND gate per search line for maintaining the reliability of MTJ and truthful pre-charging of ML line which increases the power consumption and area. If wide array of memory is considered then area overhead becomes significant. The presented magnetic binary content addressable memory cell with less search line power (BMCAM) has guaranteed read-disturbance immunity, low delay and less power as compared to the reported MTJ based MCAM because search lines require half the number of AND gates for maintaining the reliability of MTJ. Monte Carlo simulation was performed for proving the robustness of the proposed BCAM by considering both variations in MTJ and transistor parameters. A Verilog-A model of the MTJ along with 45nm CMOS technology is used for the simulation.

No. of Pages : 23 No. of Claims : 5

(12) PATENT APPLICATION PUBLICATION
(21) Application No.419/DEL/2015 A
(19) INDIA
(22) Date of filing of Application :13/02/2015
(43) Publication Date : 03/07/2015

(54) Title of the invention : METHOD AND APPARATUS FOR TREATMENT AND PRESERVATION OF GRAINS

(51) International classification :B65D81/18
(31) Priority Document No :NA
(32) Priority Date :NA
(33) Name of priority country :NA
(86) International Application No :NA
Filing Date :NA
(87) International Publication No : NA
(61) Patent of Addition to Application Number :NA
Filing Date :NA
(62) Divisional to Application Number :NA
Filing Date :NA

(71)**Name of Applicant :**
1)GUPTA, Sunil
Address of Applicant :House No. 2039, Sector-21, Panchkula Pin: 134117, Haryana India
(72)**Name of Inventor :**
1)GUPTA, Sunil

(57) Abstract :
An apparatus and method for treatment and preservation of grains without the use of chemicals comprises introducing a pre-determined quantity of grains to be treated into a perforated chamber supported at a pre-determined angle to permit flow of treated grains towards at least one outlet provided therein; rotating the perforated chamber about its axis at a pre-determined speed and for a first pre-determined time; and maintaining at least the perforated chamber at a pre-determined temperature for a second pre-determined time to provide optimized environment for treatment and preservation of grains. The perforations are suitably sized to permit discharge of residue only. The first and second pre-determined time may be same. The optimized environment may be manually or automatically controlled.

No. of Pages : 14 No. of Claims : 20

(12) PATENT APPLICATION PUBLICATION
(21) Application No.2441/MUM/2015 A
(19) INDIA
(22) Date of filing of Application :26/06/2015
(43) Publication Date : 03/07/2015

(54) Title of the invention : FORCE DRAFT POWER GENERATION UNIT WITH MAGNETIC ACCELERATION UNIT

(51) International classification	:F02C1/02, F03D1/04
(31) Priority Document No	:NA
(32) Priority Date	:NA
(33) Name of priority country	:NA
(86) International Application No	:NA
Filing Date	:NA
(87) International Publication No	: NA
(61) Patent of Addition to Application Number	:NA
Filing Date	:NA
(62) Divisional to Application Number	:NA
Filing Date	:NA

(71)**Name of Applicant :**
1)MR. VYAWAHARE ABHIJEET RAMESH
Address of Applicant :25/5, BANDAL COMPLEX, BHUSARI COLONY, POUD ROAD, KOTHRUD, PUNE-411038, MAHARASHTRA, INDIA.
(72)**Name of Inventor :**
1)MR. VYAWAHARE ABHIJEET RAMESH
2)MR. SHARAD HARISHCHANDRA GADSING

(57) Abstract :
As everyone knows the importance of Electrical Energy in day to day activity. Also we are aware about the generation process and Its limitations of resources. It has become a common sight that every citizen facing problem against the abysmal power situation: As described above with respect to global warming, even if all material resources on the planet were used in a fully recyclable manner, alternative sources of energy are also necessary since those currently powering civilization are being exhausted. Thus, the most pressing concern of the green revolution is establishing a global energy infrastructure to replace hydrocarbon fuels before the best of those sources are exhausted. Note the less valuable sources such as coal may be plentiful but in their case the challenge is the development of advanced technologies to address elimination or sequestration of the massive volume of C02 coal generates in its production and use. For any commercial complex such as Shopping Malls , Multiplexes , Multi-specialty Hospitals , Corporate Houses or any other system similar to this, it also includes Textile mills , Automobile Industries , IT and BPO industry etc. are using Centralize Air Condition system or Ventilation system for comfort working conditions for workers or for maintain comfort level for customers in commercial units such as Shopping malls etc. These Ventilation system includes Suction duct it will sucks the atmospheric air from open environment process it purified the atmospheric air and supply to required place. The remaining waste air it throws through Exhaust System. We are generating a Power from that waste with adding a Magnetic acceleration effect.

No. of Pages : 9 No. of Claims : 7

(12) PATENT APPLICATION PUBLICATION
(21) Application No.2443/MUM/2015 A
(19) INDIA
(22) Date of filing of Application :26/06/2015
(43) Publication Date : 03/07/2015

(54) Title of the invention : HELPLINE: TO CONNECT PEOPLE

(51) International classification :G06F17/30
(31) Priority Document No :NA
(32) Priority Date :NA
(33) Name of priority country :NA
(86) International Application No :NA
Filing Date :NA
(87) International Publication No : NA
(61) Patent of Addition to Application Number :NA
Filing Date :NA
(62) Divisional to Application Number :NA
Filing Date :NA

(71)**Name of Applicant :**
1)Abhijeet Avinash Tapase
Address of Applicant :8-Ratnamani row house, New Kadam mala, Jaibhavani road, Nashikroad, 422101 Maharashtra India
(72)**Name of Inventor :**
1)Abhijeet Avinash Tapase

(57) Abstract :
Helpline is the medium between business and customers, it provide a platform where customers requirement can fulfilled very quickly. Helpline supports local business to grow by giving them customer. Helpline is the B2B, B2C marketplace where best products and services provided within local area, whereas transactions are processed by Helpline operator and then delivered and fulfilled by the participated retailers and wholesalers. Helpline provide customer a quick personnel touch which is very important in business. We send our business associates directly to customers place to look their requirements and Helpline does not take charge for this. The difference between Helpline and other marketplace is that Helpline provides specialist business associates to customers within particular area. Following invention is described in detail with the help of Figure 1 of sheet 1 showing the helpline process diagram.

No. of Pages : 15 No. of Claims : 3

(12) PATENT APPLICATION PUBLICATION
(21) Application No.2444/MUM/2015 A
(19) INDIA
(22) Date of filing of Application :26/06/2015
(43) Publication Date : 03/07/2015

(54) Title of the invention : FABRICATION AND DESIGN OF ECG ELECTRODE FOR LONG TERM HEALTH MONITORING APPLICATIONS

(51) International classification	:A61B5/0408, A61B5/0428
(31) Priority Document No	:NA
(32) Priority Date	:NA
(33) Name of priority country	:NA
(86) International Application No	:NA
Filing Date	:NA
(87) International Publication No	: NA
(61) Patent of Addition to Application Number	:NA
Filing Date	:NA
(62) Divisional to Application Number	:NA
Filing Date	:NA

(71)**Name of Applicant :**
1)Ms. Dhanashri Hanumant Gawali
Address of Applicant :Sr. No. 36/2, Hill-top Society, Near Sawarkar Chawk, Dhanakawadi, Pune 411043 Maharashtra India
2)Dr. Vijay M. Wadhai
(72)**Name of Inventor :**
1)Ms. Dhanashri Hanumant Gawali
2)Dr. Vijay M. Wadhai

(57) Abstract :
The capacitive coupled electrode is comprised of insulation, metal and dielectric layers which are polymer based composites, such that the electrode is flexible and self-adhesive. This capacitive electrode uses nanostructures of suitable metal composition, deposited over a thin layer of suitable dielectric material with high dielectric constant, which can be placed over the skin surface, to capacitively couple bio-potentials to the metal layer. It results in higher coupling capacitance value of the electrode due to large specific surface area of nanostructures and thin layer of dielectric material composition with high dielectric constant..

No. of Pages : 21 No. of Claims : 7

(12) PATENT APPLICATION PUBLICATION
(19) INDIA
(22) Date of filing of Application :10/06/2015
(21) Application No.2244/MUM/2015 A
(43) Publication Date : 03/07/2015

(54) Title of the invention : GAS GUN

(51) International classification	:F41A1/00, F41B11/28, F41B11/32
(31) Priority Document No	:NA
(32) Priority Date	:NA
(33) Name of priority country	:NA
(86) International Application No	:NA
Filing Date	:NA
(87) International Publication No	: NA
(61) Patent of Addition to Application Number	:NA
Filing Date	:NA
(62) Divisional to Application Number	:NA
Filing Date	:NA

(71)**Name of Applicant :**
1)Dr. Hemant P. Jawale
Address of Applicant :Assistant Professor, Department of Mechanical Engineering, Visvesveraya National Institute of Technology, Nagpur 440010, Maharashtra India
(72)**Name of Inventor :**
1)Dr. Hemant P. Jawale
2)Nilesh Bhajan
3)Bhavesh Bhojwani
4)Sunil Kumar
5)Vaibhav Borkar

(57) Abstract :
The gas gun or air gun is generally used in laboratory to carry out the experiments related to the ballistic impact. Gas gun may be of explosive type or non-explosive type. Explosive gas guns uses hydrogen gas explosion to pressurize the inert gas which fires the projectile with high velocity. This type of gas gun is dangerous and needs to be highly robust to withstand the shock generated and hence is extremely expensive to manufacture. Present invention provides specially designed, developed non-explosive gas gun working on a high pressure Nitrogen gas forcing a projectile via smooth bore barrel with wide range of velocities. This invention facilitates the ballistic impact with desired velocity at a standard range in simplified way. Following invention is described in detail with the help of Figure 1 of sheet 1 showing various elements of the high velocity gas gun.

No. of Pages : 14 No. of Claims : 4

(12) PATENT APPLICATION PUBLICATION
(19) INDIA
(22) Date of filing of Application :27/06/2015

(21) Application No.2470/MUM/2015 A
(43) Publication Date : 03/07/2015

(54) Title of the invention : A STABLE TOPICAL FORMULATION FOR CHRONIC SKIN DISEASE

(51) International classification	:A61k 9/00, A61P 17/00
(31) Priority Document No	:NA
(32) Priority Date	:NA
(33) Name of priority country	:NA
(86) International Application No	:PCT//
Filing Date	:01/01/1900
(87) International Publication No	: NA
(61) Patent of Addition to Application Number	:2391/MUM/2013
Filed on	:01/01/1900
(62) Divisional to Application Number	:NA
Filing Date	:NA

(71)**Name of Applicant :**
1)AHIR, Pramodbhai Nanaubhai
Address of Applicant :AT- Velachha, Taluka-Mangrol, District-Surat-394405, Gujarat, India
(72)**Name of Inventor :**
1)AHIR, Pramodbhai Nanaubhai

(57) Abstract :
The present invention relates to a stable topical formulation of latex from plant of Euphorbiace family, saffron powder and sea water extract and optionally with vitamin D. The present invention also relates to a stable topical formulation for the treatment of chronic skin and hair disease of mammals like human and animals.

No. of Pages : 35 No. of Claims : 10

(12) PATENT APPLICATION PUBLICATION
(21) Application No.2471/MUM/2015 A
(19) INDIA
(22) Date of filing of Application :29/06/2015
(43) Publication Date : 03/07/2015

(54) Title of the invention : SECURE DOCUMENT TRANSMISSION FRAMEWORK USING DIGITAL IMAGE STEGANOGRAPHY

(51) International classification	:G09C5/00, G06K9/00
(31) Priority Document No	:NA
(32) Priority Date	:NA
(33) Name of priority country	:NA
(86) International Application No	:NA
Filing Date	:NA
(87) International Publication No	: NA
(61) Patent of Addition to Application Number	:NA
Filing Date	:NA
(62) Divisional to Application Number	:NA
Filing Date	:NA

(71)**Name of Applicant :**
1)SAMIR A. PAKOJWAR
Address of Applicant :HOUSE NO. 26, OM NIVAS, BALAKRISHNA NAGAR, ZADE LAYOUT, NEAR OLD MHADA COLONY, WARDHA-442 001, MAHARASHTRA, INDIA.
2)DR. N. J. UKE
(72)**Name of Inventor :**
1)SAMIR A. PAKOJWAR
2)DR. N. J. UKE

(57) Abstract :
Document transfer is one of the most vital emerging area in all the sectors throughout the world. It is nothing but converting the document in digital form and transmitting the packet securely from one node to another. Secure transmission of all the data packets is too much important, when dealing with confidential information. An attacker can catch the packets in the network, with the help of packet sniffer. The aim of proposed system is to improve security while transmitting a confidential file from one node to another. This system is using digital image steganography which will create a high security standard in network for secure document transmission. Digital Image Steganography system securely transfer text messages by hiding them in a digital image file. A mishmash of encryption algorithms and steganography provides a strong backbone for its security. The confidential document is given as input to the proposed system and then converting the document in binary form and embedding it into pixels of image will be takes place. This system is also going to provide different number of functionality for the user benefits.

No. of Pages : 10 No. of Claims : 4

(12) PATENT APPLICATION PUBLICATION
(21) Application No.2472/MUM/2015 A
(19) INDIA
(22) Date of filing of Application :29/06/2015
(43) Publication Date : 03/07/2015

(54) Title of the invention : UNIVERSALLY FLEXIBLE, MULTIPLE AMPLIFYING LINK

(51) International classification	:B66F11/04, B66B9/16
(31) Priority Document No	:NA
(32) Priority Date	:NA
(33) Name of priority country	:NA
(86) International Application No	:NA
Filing Date	:NA
(87) International Publication No	: NA
(61) Patent of Addition to Application Number	:NA
Filing Date	:NA
(62) Divisional to Application Number	:NA
Filing Date	:NA

(71)**Name of Applicant :**
1)PATEL SMIT PANKAJKUMAR
Address of Applicant :B/103, GHANSHYAM PARK, NEAR NARANPURA A.E.C. ZONAL OFFICE, NARANPURA, AHMEDABAD-380013, GUJARAT, INDIA.
(72)**Name of Inventor :**
1)PATEL SMIT PANKAJKUMAR

(57) Abstract :
The link used for multiple purposes (eg:- lifting) can be universally used and can be placed for its motion. Also the link and mechanism is a highly flexible and its motion can be controlled by controlling various parameters such as changing position, length of elements and also by changing gear ratios.

No. of Pages : 14 No. of Claims : 6

(12) PATENT APPLICATION PUBLICATION
(21) Application No.2465/MUM/2015 A
(19) INDIA
(22) Date of filing of Application :27/06/2015
(43) Publication Date : 03/07/2015

(54) Title of the invention : UNIFIED PREDICTIVE RETAIL ECO- SYSTEM FOR GENERATING PREDICTIONS ACROSS A RANGE OF PRODUCTS

(51) International classification	:G06F17/00, G06Q40/00
(31) Priority Document No	:NA
(32) Priority Date	:NA
(33) Name of priority country	:NA
(86) International Application No	:NA
Filing Date	:NA
(87) International Publication No	: NA
(61) Patent of Addition to Application Number	:NA
Filing Date	:NA
(62) Divisional to Application Number	:NA
Filing Date	:NA

(71)**Name of Applicant :**
1)ANAND GIRDHARILAL KATAKWAR
Address of Applicant :74 Chandralok Colony, Indore Madhya Pradesh India
(72)**Name of Inventor :**
1)ANAND GIRDHARILAL KATAKWAR

(57) Abstract :
Disclosed is a method and system for generating predictions for customers for a range of products in retail sector. The method comprises classifying a product based upon exact values of a decision making feature set to generate a product buy point; b) associating the product to the product buy point and to a number of price ranges; c) partitioning the product buy point into as many affordability partitioned product buy points as the number of price ranges; d) computing a seasonality vector and a frugality vector for the product and for the product buy point based upon an actual sale record of the product; f) unifying the customer preference data from the plurality of sources and generating a customer product matrix; and h) applying a singular vector decomposition technique and a reconstitution technique for find out positive predictions.

No. of Pages : 60 No. of Claims : 13

(12) PATENT APPLICATION PUBLICATION
(21) Application No.2384/MUM/2015 A
(19) INDIA
(22) Date of filing of Application :23/06/2015
(43) Publication Date : 03/07/2015

(54) Title of the invention : A PROCESS TO CIRCULATE POSITIVITY AND INNER HEALING IN BODY.

(51) International classification :A63B23/00
(31) Priority Document No :NA
(32) Priority Date :NA
(33) Name of priority country :NA
(86) International Application No :NA
Filing Date :NA
(87) International Publication No : NA
(61) Patent of Addition to Application Number :NA
Filing Date :NA
(62) Divisional to Application Number :NA
Filing Date :NA

(71)**Name of Applicant :**
1)MR. ARVIND SHAMRAO SAVARKAR
Address of Applicant :FLAT NO. ALFA 803, ACE ALMIGHTY, BEHIND INDIRA COLLEGE, OFF. PUNE-MUMBAI BY-PASS ROAD, TATHAWADE, WAKAD, PUNE-411033, MAHARASHTRA, INDIA.
2)MR. AVANTIKA ARVIND SAVARKAR
3)MR. SATISH SELUKAR
4)MR. ANURAG CHHABRA
5)MR. SURAJ CHANDURKAR
(72)**Name of Inventor :**
1)MR. ARVIND SHAMRAO SAVARKAR

(57) Abstract :
A process based on cosmic vibrations of sounds & light to improve inner body healing with positive attitude. The Subtle vibrations percolates down to the subtle cores of cells and eliminate impurity, negative thoughts, purify body and create a balance within the body. It generates energy to influence chakras, related cells, tissues and glands to awaken the dormant powers.

No. of Pages : 35 No. of Claims : 33

(12) PATENT APPLICATION PUBLICATION
(21) Application No.558/MUM/2015 A
(19) INDIA
(22) Date of filing of Application :20/02/2015
(43) Publication Date : 03/07/2015

(54) Title of the invention : ELECTROMAGNETIC THIN FILM PROPULSION

(51) International classification	:B63H 1/36,B63H 1/36
(31) Priority Document No	:NA
(32) Priority Date	:NA
(33) Name of priority country	:NA
(86) International Application No	:NA
Filing Date	:NA
(87) International Publication No	: NA
(61) Patent of Addition to Application Number	:NA
Filing Date	:NA
(62) Divisional to Application Number	:NA
Filing Date	:NA

(71)**Name of Applicant :**
1)JYOTI RANJAN PRADHAN
Address of Applicant :F5/54, OLD NAVY NAGAR, COLABA, MUMBAI - 400 005, MAHARASHTRA, INDIA.
(72)**Name of Inventor :**
1)JYOTI RANJAN PRADHAN
2)DR. SUDHANSU SSEKHAR SAHOO

(57) Abstract :
Artificial propulsion systems commonly consist of axial propellers that have vanes/blades and in essence is a fan that is blowing water instead of water. By newtons third law of motion, the reaction force provides motion to the boat /ship. Apart from the prevalent screw propellers (fan like propellers) there are various other propulsion systems like jet propulsion, fin propulsion are used. The current proposed propulsion system is inspired by the motion of a hand fan and the caudal fins of fishes. This is a biologically inspired marine propulsion system. Hand fans have been used to get thrust (breeze) in the absence of electric fans. This type of thrust can also be used to obtain propulsive thrust. A thin paper when placed in a stream of air, ruffles and if we look at it carefully, we realize this motion clearly resembles the motion of caudal fin (tail fin) of a fish, when it is swimming. Large mammals like whales also use a similar oscillating motion, but the oscillation is about a line that is parallel to the surface of earth or perpendicular to the axis of smaller fishes. The proposed idea is to obtain propulsion from oscillating fin where the restoring force is provided by the magnet that is away from the fin, relative to the magnet that is closer. This work focuses on two electromagnets having a suspended fin (like a cantilever) in between. This fin oscillates with the variation of magnetic field to provide the necessary thrust. Momentary electromagnets are formed with a phase difference of 180 degrees or rc radians. Upon magnetization the tail end moves towards the magnet, but before it touches the block-coil (electromagnet), the coil loses its magnetism and the other coil begins to attract it. Thus the swishing, hand fan like motion provides the propulsion. The block-coils can be hinged and then turned to do the turning of the vessel, which is done by a rudder in a conventional vessel. KEY WORDS: Fin, Propulsion, Electromagnetic, Biologically inspired

No. of Pages : 19 No. of Claims : 8

(12) PATENT APPLICATION PUBLICATION
(21) Application No.1985/MUM/2015 A
(19) INDIA
(22) Date of filing of Application :20/05/2015
(43) Publication Date : 03/07/2015

(54) Title of the invention : SYSTEMS AND METHODS FOR BUSINESS TRANSFORMATION

(51) International classification :G06Q10/00
(31) Priority Document No :NA
(32) Priority Date :NA
(33) Name of priority country :NA
(86) International Application No :NA
Filing Date :NA
(87) International Publication No : NA
(61) Patent of Addition to Application Number :NA
Filing Date :NA
(62) Divisional to Application Number :NA
Filing Date :NA

(71)**Name of Applicant :**
1)SOCH Business Mentors LLP
Address of Applicant :204, SNS Business Park, Off Udhna Magdalla Road, Surat 395007, Gujarat, India
(72)**Name of Inventor :**
1)RAISA, Chetan

(57) Abstract :
Systems and methods for business transformation that adopt a focused and holistic approach based on the identity of the sources to align business strategy and vision with that of the sources are disclosed. Core identity of the sources are identified to ensure that the intrinsic drive of the sources with their clear established motives provide the necessary push to the business process and implement effective and sustainable business transformation that leads towards the business goals.

No. of Pages : 30 No. of Claims : 11

(12) PATENT APPLICATION PUBLICATION
(21) Application No.1986/MUM/2015 A
(19) INDIA
(22) Date of filing of Application :20/05/2015
(43) Publication Date : 03/07/2015

(54) Title of the invention : FUEL SAVER

(51) International classification	:B60Q1/54, B60R 16/023	(71)**Name of Applicant :** **1)BHARGAV P. SUTHAR** Address of Applicant :7, NILKANTH NAGAR, OPP. PAYAL COMPLEX, GUNJ ROAD, ANAND 388 001, Gujarat India
(31) Priority Document No	:NA	
(32) Priority Date	:NA	(72)**Name of Inventor :** **1)BHARGAV P. SUTHAR**
(33) Name of priority country	:NA	
(86) International Application No	:NA	
Filing Date	:NA	
(87) International Publication No	: NA	
(61) Patent of Addition to Application Number	:NA	
Filing Date	:NA	
(62) Divisional to Application Number	:NA	
Filing Date	:NA	

(57) Abstract :
Now a days numbers of vehicles are increasing day by day, which ultimately increase the length of stopping period of vehicles at most of the signals. When the vehicles are waiting for their turn to clear the intersection, the drivers normally keep the engines of their vehicle on and this result in extra fuel consumption. Small amount of fuelwasted, aggregated over number of cycles per day, number of days per month and number of signalized intersections becomesa huge quantity. In Delhi, 0.37 million kilograms of CNG, 0.13 million liters of diesel and 0.41 million liters of petrol is wasted everyday due to idling of vehicles. Converting these figures into monetary terms, the total losses work out to be Rs.27.25 million per day and Rs.9944.5 million per annum.And this is only for a one city so we can imagine how much coast is for a country. Now for solve this problem fuel saver is here, by using this the wastage of fuel and money can be reduced. And also a pollution. Because of this fuel saver, fuel will not waste anymore even engine is in working condition at the idling of vehicle. And this can done automatically when vehicle is stops.

No. of Pages : 11 No. of Claims : 5

(12) PATENT APPLICATION PUBLICATION
(21) Application No.2423/MUM/2015 A
(19) INDIA
(22) Date of filing of Application :25/06/2015
(43) Publication Date : 03/07/2015

(54) Title of the invention : ITERATIVE THRESHOLDING METHODOLOGY FOR ENERGY DETECTION

(51) International classification	:H04W16/14, G06F17/50
(31) Priority Document No	:NA
(32) Priority Date	:NA
(33) Name of priority country	:NA
(86) International Application No	:NA
Filing Date	:NA
(87) International Publication No	: NA
(61) Patent of Addition to Application Number	:NA
Filing Date	:NA
(62) Divisional to Application Number	:NA
Filing Date	:NA

(71)**Name of Applicant :**
1)Jayshri Pariyal
Address of Applicant :M. Tech Student, Department of Electronics Engineering, Sardar Vallabhbhai National Institute of Technology, Ichchhanath, Surat, -395007, Gujarat India
2)Shweta N. Shah
(72)**Name of Inventor :**
1)Jayshri Pariyal
2)Shweta N. Shah

(57) Abstract :
A methods and apparatus for measuring signal timing to detect the presence of primary signal comprising an AMITEC SDR kit and a GNU radio companion, wherein the threshold of primary signal is calculated using probabilistic method. The detector senses the frequency band, for the presence of primary signal so that a secondary transmitter transmits if primary user is not present.

No. of Pages : 20 No. of Claims : 2

(12) PATENT APPLICATION PUBLICATION
(21) Application No.2366/MUM/2015 A
(19) INDIA
(22) Date of filing of Application :22/06/2015
(43) Publication Date : 03/07/2015

(54) Title of the invention : AN ALTERNATOR WITH FLYWHEEL

(51) International classification	:H02K19/24, H02K7/18, H02K19/16	(71)**Name of Applicant :** **1)CHEDILAL GHUNILAL GUPTA** Address of Applicant :FLAT-403, RAMAN C.H.S. LTD., DATTA MANDIR ROAD, VAKOLA, SANTACRUZ (EAST), MUMBAI-400 055, MAHARASHTRA, INDIA.
(31) Priority Document No	:NA	
(32) Priority Date	:NA	
(33) Name of priority country	:NA	(72)**Name of Inventor :** **1)SARFARAZ MEHBOOB KHAN**
(86) International Application No	:NA	
Filing Date	:NA	
(87) International Publication No	: NA	
(61) Patent of Addition to Application Number	:NA	
Filing Date	:NA	
(62) Divisional to Application Number	:NA	
Filing Date	:NA	

(57) Abstract :
Disclosed is an alternator with flywheel for use in power generation system. The alternator with flywheel comprising: an alternator and a flywheel being connected to a shaft of the alternator.

No. of Pages : 10 No. of Claims : 4

(12) PATENT APPLICATION PUBLICATION
(21) Application No.4113/MUM/2014 A
(19) INDIA
(22) Date of filing of Application :22/12/2014
(43) Publication Date : 03/07/2015

(54) Title of the invention : SYSTEMS CAPABLE OF ATTRACTING AND KILLING MIDGES

(51) International classification	:A01M1/08, A01K77/00
(31) Priority Document No	:NA
(32) Priority Date	:NA
(33) Name of priority country	:NA
(86) International Application No	:NA
Filing Date	:NA
(87) International Publication No	: NA
(61) Patent of Addition to Application Number	:NA
Filing Date	:NA
(62) Divisional to Application Number	:NA
Filing Date	:NA

(71)**Name of Applicant :**
1)TOSHNIWAL, Mahesh
Address of Applicant :INDRAPRASTHA, NEAR GOVT. ENGINEERING COLLEGE, STATION ROAD -2, AURANGABAD. 431005. MAHARASHTRA .INDIA Maharashtra India
(72)**Name of Inventor :**
1)TOSHNIWAL, Mahesh

(57) Abstract :
A system capable of attracting and killing midges, the system comprising: a) a multiple attractant release facilitation system to release plurality of attractants corresponding to plurality of hosts for attracting midges, said multiple attractant release facilitation system comprising i. a plurality of attractant storage components wherein the attractant storage components store or generate and store at least two different attractants of two different types of hosts; and ii. a flow regulator or a valve coupled with each of the plurality of attractant storage components which restricts or releases the flow of attractant from the attractant storage component; b) a midge trapping component enabling a trapping mechanism to trap midges; c) a midge killing component capable of enabling a killing mechanism to kill the trapped midges; and d) a controller or a microcontroller or a processor capable of controlling a predefined time bound functioning of components of the system.

No. of Pages : 19 No. of Claims : 10

(12) PATENT APPLICATION PUBLICATION
(21) Application No.2479/MUM/2015 A
(19) INDIA
(22) Date of filing of Application :29/06/2015
(43) Publication Date : 03/07/2015

(54) Title of the invention : IMPROVED NATURAL DRAFT BIOMASS COOK STOVE

(51) International classification	:F24B1/191, F24B1/187, F24B1/19	(71)**Name of Applicant :** **1)Patel Atish Naishadhbhai** Address of Applicant :6, Aryanagar Society, Amul dairy road, Anand 388001 Gujarat, India
(31) Priority Document No	:NA	
(32) Priority Date	:NA	
(33) Name of priority country	:NA	(72)**Name of Inventor :** **1)Patel Atish Naishadhbhai**
(86) International Application No	:NA	
Filing Date	:NA	
(87) International Publication No	: NA	
(61) Patent of Addition to Application Number	:NA	
Filing Date	:NA	
(62) Divisional to Application Number	:NA	
Filing Date	:NA	

(57) Abstract :
The present invention relates to an improved natural draft biomass cook stove that comprises an outer shell (2) and a top lid (3) positioned on the outer shell (2). Said outer shell (2) defines cylindrical shaped combustion chamber (15) that is opened at the fuel housing (9) and at the plate (4) of the top lid (3). The combustion chamber comprises a lower combustion chamber (15b) and an upper combustion chamber (15a). A grate (16) is positioned within the lower combustion chamber to receive a solid fuel. A draft controlling and mixing ring (17) is disposed in the upper combustion chamber for reflecting uncombusted gases into the flame so that smoke can be reduced and amount of heat can be elevated. Further, insulation filled between the outer surface of internal liner (10) and outer shell (2) impedes the heat to be dissipated in the atmosphere through exterior of the stove.

No. of Pages : 17 No. of Claims : 8

(12) PATENT APPLICATION PUBLICATION
(21) Application No.2440/MUM/2015 A
(19) INDIA
(22) Date of filing of Application :26/06/2015
(43) Publication Date : 03/07/2015

(54) Title of the invention : ONE STEP RAPID SNAKE ENVENOMATION DETECTION KIT

(51) International classification	:G01N33/53, G01N21/78
(31) Priority Document No	:NA
(32) Priority Date	:NA
(33) Name of priority country	:NA
(86) International Application No	:NA
Filing Date	:NA
(87) International Publication No	: NA
(61) Patent of Addition to Application Number	:NA
Filing Date	:NA
(62) Divisional to Application Number	:NA
Filing Date	:NA

(71)**Name of Applicant :**
1)MS. MEDHA SONAWANE
Address of Applicant :FLAT NO.B/406, REKHI SAI DAFFODILS, SECTOR 19, KHARGHAR, NAVI MUMBAI 410210, MAHARASHTRA, INDIA.
2)MR. AMIT RAJAS
(72)**Name of Inventor :**
1)MS. MEDHA SONAWANE

(57) Abstract :
The present invention relates to a rapid detection kit for determining the presence or absence of venomous component in the sample in one minute using an improvised lateral flow immunoassay. The components of the lateral flow immunoassay in the present invention are arranged in a defined manner to obtain the detection result in less time, like one minute. The present invention further provides a detection kit which will help venomous snake bite victims to haste for medical treatment, at the same time; it will save non-venomous snake bite victims from unnecessary antivenom doses.

No. of Pages : 25 No. of Claims : 10

(12) PATENT APPLICATION PUBLICATION
(21) Application No.2439/MUM/2015 A
(19) INDIA
(22) Date of filing of Application :26/06/2015
(43) Publication Date : 03/07/2015

(54) Title of the invention : A VERSATILE DRAIN CHANNEL

(51) International classification :E01C11/22
(31) Priority Document No :NA
(32) Priority Date :NA
(33) Name of priority country :NA
(86) International Application No :NA
Filing Date :NA
(87) International Publication No : NA
(61) Patent of Addition to Application Number :NA
Filing Date :NA
(62) Divisional to Application Number :NA
Filing Date :NA

(71)**Name of Applicant :**
1)MR. ANAND BELHE
Address of Applicant :FLAT NO. 6, NILGIRI APARTMENTS, BANER ROAD, AUNDH, PUNE 411 007, MAHARASHTRA, INDIA.
(72)**Name of Inventor :**
1)MR. ANAND BELHE

(57) Abstract :
The present invention relates to a surface drain system comprising of, a plurality of channel unit in functionally operative configuration for collecting and/or discharging water, in which the channel units is characterized with a tongue on the inner wall of the channel unit such that the said tongue provides adaptable means of fitting together cover/grating unit and channel unit by locking with tie-rod, a plurality of cover/grating unit to receive incoming water, being placed atop to securely aligning channel units forming a structure, a plurality of connecting units, at least a pair of end caps adapted to fit on either end of channel and cover/grating units, a plurality of drain outlets mounted on surface of channel unit in functionally operative configuration adapted to discharge channel unit content. The channel units of the present invention are advantageous as they have adequate load bearing capacity and can function independently without any additional support of filling agents. Additionally these channel units have flexibility of the placement of cover/gratings with no predetermined positions.

No. of Pages : 34 No. of Claims : 7

(12) PATENT APPLICATION PUBLICATION
(21) Application No.2118/MUM/2014 A
(19) INDIA
(22) Date of filing of Application :30/06/2014
(43) Publication Date : 03/07/2015

(54) Title of the invention : ELECTRIC HYBRID CONVERSION SYSTEM DESIGN AND ASSEMBLY FOR MOTOR CYCLE

(51) International classification	:B60K6/20, B60K6/48
(31) Priority Document No	:NA
(32) Priority Date	:NA
(33) Name of priority country	:NA
(86) International Application No	:NA
Filing Date	:NA
(87) International Publication No	: NA
(61) Patent of Addition to Application Number	:NA
Filing Date	:NA
(62) Divisional to Application Number	:NA
Filing Date	:NA

(71)**Name of Applicant :**
1)NEXTGEN TECH INITIATIVES PVT LTD
Address of Applicant :PLOT A-27, RD NO. 10, WAGLE INDUSTRIAL ESTATE, MIDC, BEHIND OLD PASSPORT OFFICE, THANE (W), 400 604, MAHARASHTRA, INDIA.
(72)**Name of Inventor :**
1)ROHIT ARVIND GODKAR
2)SHARAD RAJARAM GODKAR
3)MEHUL SATISH NACHANE

(57) Abstract :
The presented invention deals with the conversion of a petrol run motorcycle in to a plug-in hybrid electric motorcycle. Such a motorcycle would have two sets of powertrain A.) Existing 2 or 4 stroke IC engine which uses petrol as fuel B.) Electric motor which is operated by battery power The powertrain configuration for this hybrid motorcycle would be- 1.) Electric BLDC Hub motor mounted in the front wheel and providing a direct drive to the front wheel 2.) IC engine in its existing layout driving the rear wheel through a gearbox and chain and sprocket mechanism The range of the motorcycle is improved as a result of the mile extender feature of the invention by 60% (per litre per charge basis) on the city test route selected for the test vehicle. Above all there is substantial environmental benefit as the fuel consumed per kilometer of riding the motorcycle reduces significantly thereby reducing the CO2 emissions. The vehicle can also be run in an absolute zero-pollution mode when it is being driven purely on battery power by the electric motor thereby reducing the pollution in congested cities and in residential areas. The design of the auxiliary powertrain system of electric motor is such that it gets installed on the motorcycle with minimum modifications to the frame and body of the existing motorcycle. This invention helps to convert the existing motorcycle into low emissions, fuel saving vehicle and hence-i. It increases the life expectancy of the existing vehicle, ii. Provides a cost-effective solution to improve the vehicular emissions from vehicles that are already on the road and thus making them compliant for stricter emission norms, iii. Helps in conserving the usage of petrol thereby helping in reducing the import bills of fuel for the nation The performance specifications of such PHEV will improve with further advancements in technology of electric powertrain components such as battery, motor, controller, BMS, etc.

No. of Pages : 24 No. of Claims : 15

(12) PATENT APPLICATION PUBLICATION
(21) Application No.2469/MUM/2015 A
(19) INDIA
(22) Date of filing of Application :27/06/2015
(43) Publication Date : 03/07/2015

(54) Title of the invention : A PHARMACEUTICAL FORMULATION FOR TREATMENT OF MUSCULAR CRAMP

(51) International classification	:A61K9/127, A61K33/06, A61P21/02
(31) Priority Document No	:NA
(32) Priority Date	:NA
(33) Name of priority country	:NA
(86) International Application No	:NA
Filing Date	:NA
(87) International Publication No	: NA
(61) Patent of Addition to Application Number	:NA
Filing Date	:NA
(62) Divisional to Application Number	:NA
Filing Date	:NA

(71)**Name of Applicant :**
1)NV Lifecare Pvt. Ltd.
Address of Applicant :407, Mangalmurti Complex, Opp. City Gold Multiplex, Ashram Road, Ahmedabad-380009. Gujarat India
(72)**Name of Inventor :**
1)Agrawal Sanjay Krishan

(57) Abstract :
The present invention describes a pharmaceutical formulation for treatment of muscular cramp; the formulation made-up by combination of dextrose, vitamin E, vitamin B5, magnesium, vitamin B6, calcium ascorbate, methylcobalamin, levocarnitine, taurine and zinc. Optimized dose of the present invention provides instant relief from the muscle cramps, stiffness, pain and spasms. The composition comprises the ingredients such as vitamins, essential minerals which gives relief to exercised induced muscle cramps and nocturnal cramps in elderly people. The present invention facilitates the formulation which can be administered in body through various dosage forms as per its ultimate requirement of relief different conditions like in elderly and young individuals.

No. of Pages : 20 No. of Claims : 6

(12) PATENT APPLICATION PUBLICATION
(21) Application No.2283/MUM/2015 A
(19) INDIA
(22) Date of filing of Application :14/06/2015
(43) Publication Date : 03/07/2015

(54) Title of the invention : ALARM SYSTEM IN DOWN ROD ASSEMBLY OF CEILING FAN

(51) International classification	:F04D29/60, F04D25/08
(31) Priority Document No	:NA
(32) Priority Date	:NA
(33) Name of priority country	:NA
(86) International Application No	:NA
Filing Date	:NA
(87) International Publication No	: NA
(61) Patent of Addition to Application Number	:NA
Filing Date	:NA
(62) Divisional to Application Number	:NA
Filing Date	:NA

(71)**Name of Applicant :**
1)Dr. ASHOK VISHWASRAO BHONSALE
Address of Applicant :B 52, PARIJAT CHS, RECLAMATION, BANDRA (WEST), MUMBAI 400050, MAHARASHTRA, INDIA
(72)**Name of Inventor :**
1)Dr. ASHOK VISHWASRAO BHONSALE

(57) Abstract :
An alarm system in down rod assembly of a ceiling fan is provided. The alarm system in down rod assembly of a ceiling fan (2) includes a U shaped fork (4) which is placed inside a top canopy (6) of the ceiling fan (2). The U shaped fork (4) includes an alarm switching unit (8) which includes an alarm switch (8A) connected to a recess (32) such that the alarm switch (8A) is activated when down rod (5) is subjected to a load. The U shaped fork (4) also includes a bell/relay unit (16), which is connected to the alarm switching unit (8), where the bell/relay unit (16) is triggered when the alarm switch (8A) is activated. The bell/relay unit (16) is placed inside an electric switch board (10).

No. of Pages : 18 No. of Claims : 10

(12) PATENT APPLICATION PUBLICATION
(21) Application No.2327/MUM/2015 A
(19) INDIA
(22) Date of filing of Application :17/06/2015
(43) Publication Date : 03/07/2015

(54) Title of the invention : MULTIPLE USERS EFFECTIVE BIOMETRIC FINGERPRINT TIME ATTENDANCE SYSTEM FOR QUEUE REDUCTION

(51) International classification	:G06K7/01, G07C9/00
(31) Priority Document No	:NA
(32) Priority Date	:NA
(33) Name of priority country	:NA
(86) International Application No	:NA
Filing Date	:NA
(87) International Publication No	: NA
(61) Patent of Addition to Application Number	:NA
Filing Date	:NA
(62) Divisional to Application Number	:NA
Filing Date	:NA

(71)**Name of Applicant :**
1)Dr. Mrs. Ayesha Butalia
Address of Applicant :401, Green Groves, Calandula Wing1, Behind Moze College, Wagholi, Pune, 412207 Maharashtra India
(72)**Name of Inventor :**
1)Dr. Mrs. Ayesha Butalia

(57) Abstract :
Present invention provides a modified design of the existing fingerprint biometric system wherein two users will be able to punch the device simultaneously. Even though, the two transactions are performed concurrently; substantial amount of time of the user is reduced. Physically, the queue is minimized to 50%. This device can be modified for multiusers also. Following invention is described in detail with the help of Figure 1 of sheet 1 showing sequence & activity diagram of two user fingerprint biometric system and Figure 2 of sheet 2 showing two user fingerprint biometric system for time management.

No. of Pages : 17 No. of Claims : 5

(12) PATENT APPLICATION PUBLICATION
(21) Application No.1957/MUM/2015 A
(19) INDIA
(22) Date of filing of Application :19/05/2015
(43) Publication Date : 03/07/2015

(54) Title of the invention : MAKING STUDDED AND NON-STUDDED STONE JEWELLERY USING NATURAL, SYNTHETIC, PRECIOUS AND SEMI- PRECIOUS STONES

(51) International classification	:A44C17/00, A44C27/00
(31) Priority Document No	:NA
(32) Priority Date	:NA
(33) Name of priority country	:NA
(86) International Application No	:NA
Filing Date	:NA
(87) International Publication No	: NA
(61) Patent of Addition to Application Number	:NA
Filing Date	:NA
(62) Divisional to Application Number	:NA
Filing Date	:NA

(71)**Name of Applicant :**
1)BharatKumar Popatlal Modiya
Address of Applicant :: Flat No. 314, D- Wing, Panchsheel -1, Raheja Township, Malad East, Mumbai - 400097 Maharashtra India
(72)**Name of Inventor :**
1)BharatKumar Popatlal Modiya

(57) Abstract :
The present invention relates to designing and manufacturing studded and non-studded stone jewellery by a unique engraving process or methodology, using natural, synthetic, precious and semi- precious stones. The important point of this invention is the very concept of using stone as the base material for making jewellery and accessories as opposed to the traditional way of using metal as the base material for designing and manufacturing jewellery and accessories. The principle object of this invention is to manufacture and design stone based jewellery which is durable long lasting and elegant at the same time it does not have any side effects of allergies on body of the user or wearer. This invention has given a new, innovative kind of jewellery or accessory to the users or consumers not available till date.

No. of Pages : 20 No. of Claims : 14

(12) PATENT APPLICATION PUBLICATION
(21) Application No.2262/MUM/2015 A
(19) INDIA
(22) Date of filing of Application :12/06/2015
(43) Publication Date : 03/07/2015

(54) Title of the invention : A QUICK FIT MECHANISM FOR POWER HARROW BLADE

(51) International classification	:A01B 33/02, A01B 25/00	(71)**Name of Applicant :** **1)Tirth Agro Technology Pvt. Ltd.** Address of Applicant :SHAKTIMAN • , Survey No.-108/1, Plot No. B, NH-27, Nr. Bharudi Toll Plaza, Bhunava, Gondal, Rajkot 360311. Gujarat, India
(31) Priority Document No	:NA	
(32) Priority Date	:NA	(72)**Name of Inventor :**
(33) Name of priority country	:NA	**1)Aparnathi Bhavesh Prabhatgiri**
(86) International Application No	:NA	
Filing Date	:NA	
(87) International Publication No	: NA	
(61) Patent of Addition to Application Number	:NA	
Filing Date	:NA	
(62) Divisional to Application Number	:NA	
Filing Date	:NA	

(57) Abstract :

The present invention relates to a quick fit mechanism for power harrow blade having an easily replaceable power harrow blade assembly (1) carried by a rotor to transmit power and rotation using the driving shafts (7, 10, 13) and various gears (8, 9, 11, 12, 14) to rotate the power harrow blade (2) to cultivate the soil of land. The power harrow blade assembly (1) comprises at least a pair of power harrow blades (2) which are mounted at the fixed angle on the rotatable blade mount housing (3) each one fastening with a double pin (4) fastened in the holes of the power harrow blade (2) and blade mount housing (3), the double pin (4) having a single pin (5) as a supporting part which is locked by a linchpin (6) thereby inserting in the hole of single pin (5) to hold the power harrow blade assembly (1). The assembly of the power harrow blades (1) reduces maintenance time by quick replacing the power harrow blades (2) and increases the field efficiency.

No. of Pages : 11 No. of Claims : 2

(12) PATENT APPLICATION PUBLICATION
(21) Application No.3057/CHE/2015 A
(19) INDIA
(22) Date of filing of Application :18/06/2015
(43) Publication Date : 03/07/2015

(54) Title of the invention : METHOD AND DEVICE FOR EVALUATING SECURITY ASSESSMENT OF AN APPLICATION

(51) International classification	:G08B	(71)**Name of Applicant :**
(31) Priority Document No	:NA	**1)WIPRO LIMITED**
(32) Priority Date	:NA	Address of Applicant :Doddakannelli, Sarjapur Road,
(33) Name of priority country	:NA	Bangalore 560035, Karnataka, India.
(86) International Application No	:NA	(72)**Name of Inventor :**
Filing Date	:NA	**1)KAVITHA SRIDHAR**
(87) International Publication No	: NA	
(61) Patent of Addition to Application Number	:NA	
Filing Date	:NA	
(62) Divisional to Application Number	:NA	
Filing Date	:NA	

(57) Abstract :
Embodiments of the present disclosure disclose a method and a device for evaluating security assessment of an application. The method comprises receiving application entry data associated with a plurality of entry points of the application. Also, the method comprises identifying at least one security threat entry point based on the application entry data. Further, the method comprises computing a coverage index value based on the application entry data and the at least one security threat entry point and generating a recommendation report indicating security coverage of the application based on the coverage index value.

No. of Pages : 27 No. of Claims : 16

(12) PATENT APPLICATION PUBLICATION
(21) Application No.3033/CHE/2015 A
(19) INDIA
(22) Date of filing of Application :17/06/2015
(43) Publication Date : 03/07/2015

(54) Title of the invention : ROTATING FUSELAGE

(51) International classification :B64C
(31) Priority Document No :NA
(32) Priority Date :NA
(33) Name of priority country :NA
(86) International Application No :NA
Filing Date :NA
(87) International Publication No : NA
(61) Patent of Addition to Application Number :NA
Filing Date :NA
(62) Divisional to Application Number :NA
Filing Date :NA

(71)**Name of Applicant :**
1)MOHAMMED MONIS KHALEEL
Address of Applicant :#1, 1st Floor, 6th A Cross, Avalappa Block, Chamundi Nagar, R.T.Nagar Post, Bangalore 560032, Karnataka India
(72)**Name of Inventor :**
1)MOHAMMED MONIS KHALEEL

(57) Abstract :
The present invention provides a rotating fuselage design providing comfort for passengers and pilot. According to an embodiment, a rotating fuselage design providing comfort for passengers wherein the rotating fuselage comprising a rotating fuselage, an internal sun and planet gear arrangement for rotation, a roller axis, a rotational axis, a partition wall between cockpit and other compartments, a partition wall between fuselage and tail and a tail and wherein said internal gear arrangement enables to remain in stationary condition during a sharp turn. Rotating fuselage is a cylindrical fuselage which has smaller diameter compared to an outer fuselage and inner fuselage remains stationary in horizontal direction without experiencing any turbulence or instability. Further, a sensor in the internal gear arrangement controls the rotation and to stabilize the fuselage after rotation. Furthermore, rollers are present in the middle of said rotating fuselage provides support and rolling motion between an inner fuselage and an outer fuselage.

No. of Pages : 15 No. of Claims : 7

(12) PATENT APPLICATION PUBLICATION
(21) Application No.3115/CHE/2015 A
(19) INDIA
(22) Date of filing of Application :22/06/2015
(43) Publication Date : 03/07/2015

(54) Title of the invention : STRUCTURAL OPTIMIZATION OF ARTIFICAL HIP PROSTHESES BY FINITE ELEMENT METHOD

(51) International classification	:A61F	(71)**Name of Applicant :**
(31) Priority Document No	:NA	**1)DEVARAJAN, CHANDRAMOHAN**
(32) Priority Date	:NA	Address of Applicant :ASSOCIATE PROFESSOR
(33) Name of priority country	:NA	DEPARTMENT OF MECHANICAL ENGINEERING
(86) International Application No	:NA	VELTECH AVADI CHENNAI - 600 062 Tamil Nadu India
Filing Date	:NA	(72)**Name of Inventor :**
(87) International Publication No	: NA	**1)DEVARAJAN, CHANDRAMOHAN**
(61) Patent of Addition to Application Number	:NA	
Filing Date	:NA	
(62) Divisional to Application Number	:NA	
Filing Date	:NA	

(57) Abstract :
The hip joint connects the upper and lowr partsof the human body, bearing our entire upper body weight and thus playing an important role in the musculoskeletal system. Among the compdnents of human osteoarticular system, hip joint is exposed to the highest risk of overload and degeneration changes and is subject to frequent damage. Disease processes (rheumatoid arthritis) whch intensifies with age, falls, and traffic accidents etc. caus that the number of the implanted prostheses is increasingly high each year. Hip joint replacement for the human body is a complex and dynamic field. Engineers and orthopedics combines to make a perspns life as normal, to get a painless life. Biomechanics is the study of b³dy movement, in order to design and produce the ideal pr³sthesis. The design of the joints are mainly concerned with the causes of geometry of pr³sthesis, material properties of the pr³sthesis, material of the natural lubricants, and the insertion dynamics. Collections of this literatura based on these works are reported. The fiiite element approach is mostly used ¡h engineering applications and is used for biomechanics. This approach is used for designing the prostheses for total hip replacement. The various geomtrica) shapes are introduced to elimnate the cement loosening from the stem, but in this work the curyed geometry is introduced in the design of prostheses to elimnate cement loosening then double curved geometry and vertical slot will introduced, collar is applied at below the proximal ¡rea to minimize the stress levelin the curved geometry are¡ it will assist the prostheses to withstand for m¡ximum natural human working environmental loading condition. Sharp edges on the prostheses eliminated ¡n this prostheses design. The static analyses have been conducted for the four different geometrical shapes of the prostheses then the results are compared. The finite element analysis made on the prostheses with T • -6AI-4V alloy, the main aim of this analysis is to get a mnimum stress valu of prostheses for obtainng highly durable prostheses

No. of Pages : 30 No. of Claims : 6

(12) PATENT APPLICATION PUBLICATION
(21) Application No.3039/CHE/2015 A
(19) INDIA
(22) Date of filing of Application :17/06/2015
(43) Publication Date : 03/07/2015

(54) Title of the invention : DENTAL CURABLE COMPOSITION INCLUDING CHAIN TRANSFER AGENT

(51) International classification	:A61K6/00	(71)**Name of Applicant :**
(31) Priority Document No	:P2014-137944	**1)SHOFU INC.**
(32) Priority Date	:03/07/2014	Address of Applicant :11 Kamitakamatsu-cho, Fukuine, Higashiyama-ku, Kyoto 605-0983, Japan
(33) Name of priority country	:Japan	(72)**Name of Inventor :**
(86) International Application No	:NA	**1)TOSHIYUKI, Nakatsuka**
Filing Date	:NA	**2)TOSHIO, Kitamura**
(87) International Publication No	: NA	**3)MASANORI, Goto**
(61) Patent of Addition to Application Number	:NA	**4)TOMOHIRO, Kai**
Filing Date	:NA	
(62) Divisional to Application Number	:NA	
Filing Date	:NA	

(57) Abstract :
An object of the present invention is to provide a 5 dental curable composition in which, when a block shape usable as a resin material for dental cutting and machining is produced while mechanical properties such as hardness, bending strength and compressive strength as well as aesthetic property required for a crown 10 prosthetic appliance are maintained, the dental curable composition can be molded and processed with pressure and heating while strain generated in the block is reduced and no cracks and chipping occur. There is provided a dental curable composition including (a) a 15 polymerizable monomer and (b) a filler in a weight ratio of 10:90 to 70:30, and including 0.01 to 10 parts by weight of (c) a polymerization initiator and 0.001 to 1 part by weight of (d) a chain transfer agent being a terpenoid compound based on 100 parts by weight of 20 the polymerizable monomer (a).

No. of Pages : 88 No. of Claims : 7

(12) PATENT APPLICATION PUBLICATION
(21) Application No.3092/CHE/2015 A
(19) INDIA
(22) Date of filing of Application :19/06/2015
(43) Publication Date : 03/07/2015

(54) Title of the invention : REWARDS DRIVEN SYSTEM AND METHODS EMPLOYED FOR EFFICIENTLY PROMOTING SALES OF GOODS AND SERVICES

(51) International classification :G06Q
(31) Priority Document No :NA
(32) Priority Date :NA
(33) Name of priority country :NA
(86) International Application No :NA
Filing Date :NA
(87) International Publication No : NA
(61) Patent of Addition to Application Number :NA
Filing Date :NA
(62) Divisional to Application Number :NA
Filing Date :NA

(71)**Name of Applicant :**
1)PABBA JAYANTH KUMAR
Address of Applicant :1-2-412/1/2, Lane No.3, Street No.4, Near Ganesh Temple, Gaganmahal Colony, Domalguda, Hyderabad-500029, Telangana, India.
(72)**Name of Inventor :**
1)PABBA JAYANTH KUMAR

(57) Abstract :
Rewards driven system and methods employed for efficiently promoting sales of goods and services are provided. The method comprises (a) earning rewards by a user in response to an offline financial transaction made in an offline environment, whereby the user inputs a financial transaction proof provided by the offline environment in an online host environment for accumulating the earned rewards with an account subscribed with the online host environment; (b) enabling the user to redeem the accumulated rewards for an online financial transaction performed in electronic commerce environment subscribed with the host online environment, whereby the electronic commerce environment purchases rewards with the online host environment for making an availability of the rewards for the user to redeem; and (c)providing incentives for the electronic commerce environment by the online host environment based on a predefined criteria for enabling the user to redeem the rewards.

No. of Pages : 16 No. of Claims : 12

(12) PATENT APPLICATION PUBLICATION
(21) Application No.1255/CHE/2015 A
(19) INDIA
(22) Date of filing of Application :13/03/2015
(43) Publication Date : 03/07/2015

(54) Title of the invention : VARIABLE POWER ENGINE SERIES

(51) International classification :F02B
(31) Priority Document No :NA
(32) Priority Date :NA
(33) Name of priority country :NA
(86) International Application No :NA
Filing Date :NA
(87) International Publication No : NA
(61) Patent of Addition to Application Number :NA
Filing Date :NA
(62) Divisional to Application Number :NA
Filing Date :NA

(71)**Name of Applicant :**
1)VIGNESH PAI BANTWAL HEBBALSINKATTE
Address of Applicant :C/O KAMALAKSHA KAMATH LAXMI KRIPA GOWRI MUTT STREET MANGALORE 575001 Karnataka India
(72)**Name of Inventor :**
1)VIGNESH PAI BANTWAL HEBBALSINKATTE

(57) Abstract :
The Variable Power engine series consists of 7 different type of engines which can vary their output power, the engines are named (Variable Power engine 1) VP1 to VP7. The VP1 to VP3 employ independent new techniques while the VP7 engine employs all the 3 methods, making it the primary invention. The VP4 to VP6 employ combination of two of the new methods employed in VP1 to VP3. Apart from these engines a new valve mechanism is also explained which can be used to increase the volumetric efficiency of these VP engine when they are turbocharged, the valve mechanism can also be used to improve the volumetric efficiency of any other turbocharged engine as well. VP1 Changes the displacement volume of the engine using an extra cylinder, while VP2 uses an extra cylinder to change the compression ratio and VP3 changes the stroke length to vary the output power.

No. of Pages : 38 No. of Claims : 13

(12) PATENT APPLICATION PUBLICATION
(21) Application No.5136/CHE/2014 A
(19) INDIA
(22) Date of filing of Application :13/10/2014
(43) Publication Date : 03/07/2015

(54) Title of the invention : AN AUTOMATED TREE CLIMBING ADAKKA PLUCKER MACHINE

(51) International classification :A01G
(31) Priority Document No :NA
(32) Priority Date :NA
(33) Name of priority country :NA
(86) International Application No :NA
Filing Date :NA
(87) International Publication No : NA
(61) Patent of Addition to Application Number :NA
Filing Date :NA
(62) Divisional to Application Number :NA
Filing Date :NA

(71)**Name of Applicant :**
1)Prakasan. T
Address of Applicant :Nambiary house (p. o), Mayanad, Kozhikode district, Kerala-67300. India
(72)**Name of Inventor :**
1)Prakasan. T

(57) Abstract :
The present invention mainly relates to a device or machine for climbing up trees and more particularly to the device or machine to harvest crops and spraying insecticide without human climbing on tree such as palm trees or coconut trees or arecanuts. In one embodiment the device or machine includes a top machine part, a upper ring, an elongated L • shaped frame with compression spring overlapped, a plurality of tension springs couple in-between L • shaped frame and curved frame of bottom machine part which provides tension for upward and downward movement of the machine, a bunch holder, a knife handle, a telescopic case and a plurality of pulleys as lower and upper pulley. The compression spring and the telescopic case works accordingly as when the compression spring compresses and expands the telescopic pipes, where the compression and expansion of compression spring is done by pulling and releasing a rope using pulleys which makes machine to climb the tree.

No. of Pages : 28 No. of Claims : 12

(12) PATENT APPLICATION PUBLICATION
(21) Application No.3069/CHE/2015 A
(19) INDIA
(22) Date of filing of Application :19/06/2015
(43) Publication Date : 03/07/2015

(54) Title of the invention : NETWORK RESOURCE OPTIMIZATION FOR CONTINUITY OF LAWFUL INTERCEPTION OF VOICE AND DATA SESSIONS ACROSS NETWORKS

(51) International classification :H04M
(31) Priority Document No :NA
(32) Priority Date :NA
(33) Name of priority country :NA
(86) International Application No :NA
Filing Date :NA
(87) International Publication No : NA
(61) Patent of Addition to Application Number :NA
Filing Date :NA
(62) Divisional to Application Number :NA
Filing Date :NA

(71)**Name of Applicant :**
1)WIPRO LIMITED
Address of Applicant :Doddakannelli, Sarjapur Road, Bangalore 560035, Karnataka, India.
(72)**Name of Inventor :**
1)SWAMINATHAN SEETHARAMAN
2)VENKATA SUBRAMANIAN JAYARAMAN

(57) Abstract :
This disclosure relates generally to lawful interception across heterogeneous communication networks, and more particularly to Network resource optimization for continuity of Lawful Interception of voice and data sessions across networks.

No. of Pages : 29 No. of Claims : 18

(12) PATENT APPLICATION PUBLICATION
(21) Application No.5815/CHE/2014 A
(19) INDIA
(22) Date of filing of Application :19/11/2014
(43) Publication Date : 03/07/2015

(54) Title of the invention : MOTORCYCLE HELMET WITH INBUILT AIR FILTRATION SYSTEM

(51) International classification :A42B
(31) Priority Document No :NA
(32) Priority Date :NA
(33) Name of priority country :NA
(86) International Application No :NA
Filing Date :NA
(87) International Publication No : NA
(61) Patent of Addition to Application Number :NA
Filing Date :NA
(62) Divisional to Application Number :NA
Filing Date :NA

(71)**Name of Applicant :**
1)SUNIL KUMAR GORLE
Address of Applicant :HNO-13-6-454/21, HEERA NAGAR, KARWAN HYDERABAD - 50006 Telangana India
2)PREM KUMAR GORLE
3)SWETHA MAJJI
4)SURESH KUMAR GORLE
(72)**Name of Inventor :**
1)SUNIL KUMAR GORLE
2)PREM KUMAR GORLE
3)SWETHA MAJJI
4)SURESH KUMAR GORLE

(57) Abstract :
This invention is about a motorcycle helmet which not only safeguards the user against the head injury but comes along with built in air filtration system designed to filter the air inhaled by the motorcycle user from fine dust particles due to various sources mainly through soil, toxic fumes like Carbon monoxide, Nitric oxides, etc. produced from the vehicular pollution, which has been major cause for various respiratory disorders, facial dermatological disorders such as acne etc., eye infection, Hair loss. The newly designed helmet incorporates an air filtration system which has a disposable filter membrane attached primarily along the bottom soffit of the helmet, along the chin arch of the helmet on either sides symmetrically placed which purifies the air pollutants. Also ingressed air from the front filters is expelled out through the top vent near the forehead portion of the helmet thus ensuring proper air exchange to the helmet user and also air inlet vent with filter at forehead portion of the helmet is placed and air outlet vent is provided at the back head portion of the helmet for filtered air exchange in the scalp and hair, which resolves sweat issue problem. As well as Polaroid glass fiber made visor is fitted as visor to the helmet which protects against harmful UV rays and also provides clear vision with visor during night driving. As well near the ear portion of the helmet adequate sound apertures are provided for proper audibility of sound.

No. of Pages : 16 No. of Claims : 15

(12) PATENT APPLICATION PUBLICATION
(21) Application No.3074/CHE/2015 A
(19) INDIA
(22) Date of filing of Application :19/06/2015
(43) Publication Date : 03/07/2015

(54) Title of the invention : DELIVERING LIVE SPIRULINA JELLY AS FISH FEED SUPPLEMENT: AN ECO-FRIENDLY INTEGRATED AQUACULTURE APPROACH

(51) International classification :A23L
(31) Priority Document No :NA
(32) Priority Date :NA
(33) Name of priority country :NA
(86) International Application No :NA
Filing Date :NA
(87) International Publication No : NA
(61) Patent of Addition to Application Number :NA
Filing Date :NA
(62) Divisional to Application Number :NA
Filing Date :NA

(71)**Name of Applicant :**
1)DR.A.JESU AROCKIARAJ
Address of Applicant :PLOT NO 97A, 4TH STREET, SENTHIL NAGAR, PERUNGUDI, CHENNAI - 600 096, Tamil Nadu India
2)M.KASIVISWANATHAN
(72)**Name of Inventor :**
1)DR.A.JESU AROCKIARAJ
2)M.KASIVISWANATHAN
3)N.PRASANTH BHATT
4)VENKATESHKUMARESAN
5)RAJESH PALANISAMY

(57) Abstract :
Spirulina is used as food supplement for human and anim¡is including fishbecause of its high nutritional valu. Spirulina is delivered as. dried pellets and / or powder for human as well as animal consumption. This mode of delivery has been verifed to be less efficient due to loss of protein on drying. The current invention focuses on delivering spirulina in a live form, which will help in growth of these microalgae in the pond ecosystem by utilizing the existing carb³n and nitrogen source produced from fish feces. Delivery of spirulina was done by blending 100 g harvested live spirulina (15% drymass) with viscous gelatin solution made from dissolving lOOg of gelatin in one liter of hot water. Gelatin is an edible substanceused in preparation of food producs. It is also acts as a stabilizing agent, thickener and texturizer. The blended mixture of live spirulina and gelatin is converted into jelly, by keeping it at temperature below 20 °C. This jelly mixture can be stored at 16 °C for at least 3 months. For field application, live spirulinajelly will be dissolved in water and sprayed into 1 acre of aquaculture pond. The fish feces containing inorganic and organic elements (nitrogen and carb³n) were utilized by spirulinajelly for their growth, there by maintaining the equilibrium in the ecosystem of pond and thus forbidding the accumulation of these elements. Further, the spirulinajelly acts as a feed supplementfor fish, wherein it reduces feed consumption by 13% of DORB (• Deoxy rice br¡n) and 12% of pellet feed. On consumption ofspirulina jelly as feed supplement, the fishes wre found to gain weight by 5% in comparison to fishes found in control pond containing spirulinajelly less than 14%.

No. of Pages : 9 No. of Claims : 2

(12) PATENT APPLICATION PUBLICATION
(21) Application No.3135/CHE/2015 A
(19) INDIA
(22) Date of filing of Application :23/06/2015
(43) Publication Date : 03/07/2015

(54) Title of the invention : CUSTOMIZATION OF LEAF SPRING

(51) International classification :G06Q
(31) Priority Document No :NA
(32) Priority Date :NA
(33) Name of priority country :NA
(86) International Application No :NA
Filing Date :NA
(87) International Publication No : NA
(61) Patent of Addition to Application Number :NA
Filing Date :NA
(62) Divisional to Application Number :NA
Filing Date :NA

(71)**Name of Applicant :**
1)DEVARAJAN, CHANDRAMOHAN
Address of Applicant :ASSOCIATE PROFESSOR, DEPARTMENT OF MECHANICAL ENGINEERING, VELTECH, ADVADI, CHENNAI - 600 062, Tamil Nadu India
(72)**Name of Inventor :**
1)DEVARAJAN, CHANDRAMOHAN

(57) Abstract :
In modern aera of computer world, utilization of computer in the field of engineering is inevitable to complete competitive envir³nment. In order to use computer for automated drawing generation rather than drafting alone it is emphasized to develop software automating various engineering application activities leading to cycle time reduction and error free engineering output. in the prsent competitive business scenario each organization has to adopt innovative and modrn method to keep over competitors. The present day trends in information technology contribute top large extent for cycle time reduction, particularly in engineering department. The main objective of this invention is to avoid manual operations, which are time consuming. Therefore new method is proposed and implemented to genrate the detailed drawing for a semi elliptic leaf spring automatically by giving inputs through Graphical user Interface. To genrate the detail drawing already some conventional procedures were followed. In this invention, forms are generated using MATLAB software and it is linked with one of most widely used Drafting software Le., AUTOCAD. The input data for the program will be given by the user and using the formulae, the dimensions of the leaf spring calcul¡ted theoretically. With these dimensions, the model of the leaf spring modeled using PRO/E software. Analyzing carried out by applying the load and boundary conditions to find out the valºes for stress and displacement by using PRO-MECHANIC • software.

No. of Pages : 30 No. of Claims : 4

Publication After 18 Months:

The following Patent Applications have been published under Section 11A (3) of The Patents (Amendment) Act, 2005. Any Person may file representation by way of opposition to the Controller of Patents at the appropriate office against the grant of the patent in the prescribed manner under section 25(1) of the Patents (Amendment) Act, 2005 read with the rule 55 of The Patents (Amendment) Rules, 2006:

(12) PATENT APPLICATION PUBLICATION

(21) Application No.1261/DELNP/2015 A

(19) INDIA

(22) Date of filing of Application :16/02/2015

(43) Publication Date : 03/07/2015

(54) Title of the invention : DATA CACHE PREFETCH HINTS

(51) International classification	:G06F12/08
(31) Priority Document No	:13/588622
(32) Priority Date	:17/08/2012
(33) Name of priority country	:U.S.A.
(86) International Application No	:PCT/US2013/055119
Filing Date	:15/08/2013
(87) International Publication No	:WO 2014/028724
(61) Patent of Addition to Application Number	:NA
Filing Date	:NA
(62) Divisional to Application Number	:NA
Filing Date	:NA

(71)**Name of Applicant :**

1)ADVANCED MICRO DEVICES INC.

Address of Applicant :One AMD Place Sunnyvale California 94088 U.S.A.

(72)**Name of Inventor :**

1)MCCAULEY Donald W.

2)THOMPSON Stephen P.

(57) Abstract :

The present disclosure provides a method and apparatus for using prefetch hints. One embodiment of the method includes bypassing at a first prefetcher (150) associated with a first cache (120) issuing requests to prefetch data from a number of memory addresses in a sequence of memory addresses determined by the first prefetcher. The number is indicated in a request received from a second prefetcher (140) associated with a second cache (125). This embodiment of the method also includes issuing from the first prefetcher a request to prefetch data from a memory address subsequent to the bypassed memory addresses.

No. of Pages : 24 No. of Claims : 15

(12) PATENT APPLICATION PUBLICATION
(21) Application No.1262/DELNP/2015 A
(19) INDIA
(22) Date of filing of Application :16/02/2015
(43) Publication Date : 03/07/2015

(54) Title of the invention : VIDEO CONFERENCE SYSTEMS IMPLEMENTING ORCHESTRATION MODELS

(51) International classification :H04N7/15,H04L29/06
(31) Priority Document No :12182267.0
(32) Priority Date :29/08/2012
(33) Name of priority country :EPO
(86) International Application No :PCT/EP2013/061544
Filing Date :05/06/2013
(87) International Publication No :WO 2014/032823
(61) Patent of Addition to Application Number :NA
Filing Date :NA
(62) Divisional to Application Number :NA
Filing Date :NA

(71)**Name of Applicant :**
1)ALCATEL LUCENT
Address of Applicant :148/152 route de la Reine F 92100 Boulogne Billancourt France
(72)**Name of Inventor :**
1)MARILLY Emmanuel
2)MIHOUB Alaeddine
3)OUTTAGARTS Abdelkader

(57) Abstract :
A method for generating an output video stream in a video conference comprising receiving a plurality of input video streams of the video conference, receiving a series of observation events (52, 53, 54), the observation corresponding to actions made by participants of the video conference, Providing a plurality of orchestration models, Determining, for each of the or chestration models a probability of the series of observation events received, Selecting an orchestration model corresponding to the highest probability, Using the selected orchestration model to perform the steps of: · o selecting the display state (51, 40, 41, 42) as a candidate display state, · o Determining a conditional probability of the candidate display state for the received series of observation events · o Determining the candidate display state providing the highest conditional probability as an updated display state, · o Generating a video stream comprising the current display state and the updated dis play state.

No. of Pages : 31 No. of Claims : 15

(12) PATENT APPLICATION PUBLICATION
(19) INDIA
(22) Date of filing of Application :17/02/2015
(21) Application No.1263/DELNP/2015 A
(43) Publication Date : 03/07/2015

(54) Title of the invention : SERVICE POLLING METHOD AND SYSTEM AND COMPUTER STORAGE MEDIUM

(51) International classification :H04L12/26
(31) Priority Document No :201210349218.9
(32) Priority Date :19/09/2012
(33) Name of priority country :China
(86) International Application No :PCT/CN2013/083198
Filing Date :10/09/2013
(87) International Publication No :WO 2014/044130
(61) Patent of Addition to Application Number :NA
Filing Date :NA
(62) Divisional to Application Number :NA
Filing Date :NA

(71)**Name of Applicant :**
1)TENCENT TECHNOLOGY (SHENZHEN) COMPANY LIMITED
Address of Applicant :Room 403 East Block 2 SEG Park Zhenxing Road Futian District Shenzhen Guangdong 518044 China
(72)**Name of Inventor :**
1)LI Xing
2)XU Wei
3)SHEN Wukui
4)XU Wenying
5)XU Ang

(57) Abstract :
The present invention relates to a service polling method and system and a computer storage medium. The service polling method comprises the following steps: acquiring a change operation for a service polling item; updating an association relationship between the service polling item and a server according to the change operation and obtaining a corresponding update result; and releasing the update result. According to the service polling method and system and by means of the computer storage medium a port or a service process bound to the service polling item is acquired according to the change operation a corresponding server is automatically searched for according to the port or service process the association relationship between the service polling item and the server is updated the update result is released and the service is automatically updated and maintained so that the operation and maintenance personnel is freed from repetitive labor thereby reducing the labor inputs.

No. of Pages : 30 No. of Claims : 17

(12) PATENT APPLICATION PUBLICATION
(21) Application No.1324/DELNP/2015 A
(19) INDIA
(22) Date of filing of Application :18/02/2015
(43) Publication Date : 03/07/2015

(54) Title of the invention : BIOMASS BOILER SLAG TREATMENT SYSTEM AND PROCESS

(51) International classification :F23J1/02,F23H1/02,B09B1/00
(31) Priority Document No :201210260895.3
(32) Priority Date :25/07/2012
(33) Name of priority country :China
(86) International Application No :PCT/CN2013/079594
Filing Date :18/07/2013
(87) International Publication No :WO 2014/015761
(61) Patent of Addition to Application Number :NA
Filing Date :NA
(62) Divisional to Application Number :NA
Filing Date :NA

(71)**Name of Applicant :**
1)BEIJING GUODIAN FUTONG SCIENCE AND TECHNOLOGY DEVELOPMENT CO. LTD.
Address of Applicant :ABP 14 Building No.188 Nansihuan Xi Road Fengtai District Beijing 100070 China
(72)**Name of Inventor :**
1)LIU Zhenqiang
2)YU Qian
3)WANG Yuwei
4)ZHANG Jing
5)TIAN Hua

(57) Abstract :
Disclosed are a biomass boiler slag treatment system and a process therefor. The biomass boiler slag treatment system comprises: a slag trough (1) a slag transport apparatus (2) and a re burning apparatus (5). The re burning apparatus (5) is sealedly provided between the slag trough (1) and the slag transport apparatus (2) and is able to move horizontally. The re burning apparatus (5) is controlled to be closed and then slag falls down the slag trough (1) onto the re burning apparatus (5) achieving the re burning of carbon in the slag with the heat produced by the combustion of carbon in the slag being returned to the hearth. The re burning apparatus (5) is controlled to be opened and then slag falls onto the slag transport apparatus (2) and is discharged. The biomass boiler slag treatment process comprises: closing the re burning apparatus (5) vibrating slag by means of a grate (9) to fall onto the re burning apparatus (5) stopping vibrating the grate (9) and re burning carbon in the slag on the re burning apparatus (5) and then returning the heat produced to the hearth; opening the re burning apparatus (5) such that the slag falls onto the slag transport apparatus (2) and is discharged; and repeating the above mentioned steps to achieve re burning of carbon in the slag and recovery of heat. By re burning incompletely burnt carbon in the slag through the re burning apparatus (5) slag heat recovery is achieved and boiler efficiency is improved.

No. of Pages : 37 No. of Claims : 23

(12) PATENT APPLICATION PUBLICATION
(21) Application No.1273/DELNP/2015 A
(19) INDIA
(22) Date of filing of Application :17/02/2015
(43) Publication Date : 03/07/2015

(54) Title of the invention : CLOSENESS POSITIONING IN WIRELESS NETWORKS

(51) International classification :H04W24/10,H04W64/00
(31) Priority Document No :61/678155
(32) Priority Date :01/08/2012
(33) Name of priority country :U.S.A.
(86) International Application No :PCT/SE2013/050940
Filing Date :30/07/2013
(87) International Publication No :WO 2014/021771
(61) Patent of Addition to Application Number :NA
Filing Date :NA
(62) Divisional to Application Number :NA
Filing Date :NA

(71)**Name of Applicant :**
1)TELEFONAKTIEBOLAGET L M ERICSSON (PUBL)
Address of Applicant :SE 164 83 Stockholm Sweden
(72)**Name of Inventor :**
1)WIGREN Torbjrn
2)CENTONZA Angelo
3)GUNNARSSON Fredrik

(57) Abstract :
The present invention provides methods and apparatus for determining the closeness of neighbor cells to a user terminal. A user terminal performs measurements and sends its measurements to a closeness determination node. The closeness determination node computes a closeness fingerprint based on measurements received from the user terminal and stores the closeness fingerprint in a closeness database. When the closeness of a set of neighbor cells to a user terminal is to be determined the user terminal may perform fingerprint measurements and send the fingerprint measurements to the closeness determination node. The closeness determination node may then select a set of neighbor cells that are closest to the user terminal based on the comparison of the received fingerprint measurements to the closeness fingerprints stored in the closeness database.

No. of Pages : 49 No. of Claims : 64

(12) PATENT APPLICATION PUBLICATION
(19) INDIA
(22) Date of filing of Application :17/02/2015
(21) Application No.1274/DELNP/2015 A
(43) Publication Date : 03/07/2015

(54) Title of the invention : STERILE SURGICAL DRAPE FOR OPHTHALMIC SURGERY

(51) International classification :A61B19/08
(31) Priority Document No :61/680192
(32) Priority Date :06/08/2012
(33) Name of priority country :U.S.A.
(86) International Application No :PCT/US2013/053652
Filing Date :05/08/2013
(87) International Publication No :WO 2014/025702
(61) Patent of Addition to Application Number :NA
Filing Date :NA
(62) Divisional to Application Number :NA
Filing Date :NA

(71)**Name of Applicant :**
1)XCELERATOR LABS LLC
Address of Applicant :171 North Altadena Drive Suite 104 Pasadena CA 91107 U.S.A.
(72)**Name of Inventor :**
1)KERNS Ralph
2)HUMAYAN Mark
3)MCCORMICK Matthew T.

(57) Abstract :
The disclosure herein provides methods systems and devices for a sterile ophthalmic surgical drape system that can provide a sterile operating field for use by a doctor surgeon nurse and the like during ophthalmic medical procedures. The sterile field created by the drape system can allow a doctor surgeon nurse and the like to perform a medical procedure such as ophthalmic surgery outside of an operating room and in locations such as a doctor s office or a military operating room war setting. The sterile ophthalmic surgical drape system can comprise a drape a frame apparatus a hole of sufficient size for a microscope a fan a filter air directors and slits. The drape system can comprise a collapsible frame apparatus. The drape system may be configured to be used in conjunction with a surgical tray that houses pre sterilized tools for use in a medical procedure.

No. of Pages : 42 No. of Claims : 26

(12) PATENT APPLICATION PUBLICATION
(19) INDIA
(22) Date of filing of Application :17/02/2015
(21) Application No.1275/DELNP/2015 A
(43) Publication Date : 03/07/2015

(54) Title of the invention : IMPROVED ENERGY SAVING AND EMISSION REDUCING APPARATUS FOR DISTURBING AND BOOSTING MIXTURE GAS OF FUEL OIL ENGINE

(51) International classification	:F02M29/08,F02M29/06,F02M29/02
(31) Priority Document No	:201210319624.0
(32) Priority Date	:03/09/2012
(33) Name of priority country	:China
(86) International Application No	:PCT/CN2013/000951
Filing Date	:12/08/2013
(87) International Publication No	:WO 2014/032392
(61) Patent of Addition to Application Number	:NA
Filing Date	:NA
(62) Divisional to Application Number	:NA
Filing Date	:NA

(71)**Name of Applicant :**
1)XU Wenxin
Address of Applicant :8 Jin Shan Zhi Lu Nan Ping Nan An District Chongqing 400060 China
(72)**Name of Inventor :**
1)XU Wenxin

(57) Abstract :
Disclosed is an improved energy saving and emission reducing apparatus for disturbing and boosting a mixture gas of a fuel oil engine. A spring shaped device and a propeller shaped device for further increasing the degree of mixing and atomizing of the mixture gas are provided in an engine carburetor foam tube (2) a choke tube (7) and the whole mixture gas channel. The device can be used to increase the degree of mixing and atomizing of the mixture gas and realize more timely and complete combustion of the fuel thus achieving the purpose of saving energy and reducing emissions.

No. of Pages : 10 No. of Claims : 4

(12) PATENT APPLICATION PUBLICATION
(21) Application No.1337/DELNP/2015 A
(19) INDIA
(22) Date of filing of Application :18/02/2015
(43) Publication Date : 03/07/2015

(54) Title of the invention : IMPROVEMENTS IN OR RELATING TO ELECTRICAL DISTRIBUTION BOARDS

(51) International classification :H02B1/20,H02B1/052
(31) Priority Document No :1213236.1
(32) Priority Date :25/07/2012
(33) Name of priority country :U.K.
(86) International Application No :PCT/GB2013/051990
Filing Date :25/07/2013
(87) International Publication No :WO 2014/016604
(61) Patent of Addition to Application Number :NA
Filing Date :NA
(62) Divisional to Application Number :NA
Filing Date :NA

(71)**Name of Applicant :**
1)SCHNEIDER ELECTRIC LIMITED
Address of Applicant :Stirling Court Stirling Road Swindon Wiltshire SN3 4TQ U.K.
(72)**Name of Inventor :**
1)BAKER Andrew Purdie
2)ALLEN James David
3)LOVETT Terence Edward John

(57) Abstract :
The present invention relates to an electrical distribution board. The electrical distribution board comprises at least one incoming conductor terminal at least one outgoing conductor terminal at least one longitudinal bus conductor connected to the at least one incoming conductor terminal at least one lateral conductor tab connected to the at least one bus conductor for distributing electrical power from the at least one bus conductor to the at least one outgoing conductor terminal and at least one isolation mechanism for electrically isolating the at least one outgoing conductor terminal from the at least one lateral conductor tab. The at least one isolation mechanism is moveable between a first position in which the at least one outgoing conductor terminal is electrically isolated from the at least one lateral conductor tab and a second position in which the at least one outgoing conductor terminal is electrically connected to the at least one lateral conductor tab. The at least one isolation mechanism is configured to be engageable with a housing of the electrical distribution board when the at least one isolation mechanism is in the first position such that movement of the at least one isolation mechanism from the first position to the second position is only possible once the at least one isolation mechanism has been disengaged from the housing of the electrical distribution board.

No. of Pages : 38 No. of Claims : 15

(12) PATENT APPLICATION PUBLICATION
(21) Application No.1271/DELNP/2015 A
(19) INDIA
(22) Date of filing of Application :17/02/2015
(43) Publication Date : 03/07/2015

(54) Title of the invention : FULL MULTI OPERATOR CORE NETWORK (MOCN) AND MOBILITY TO OTHER RADIO ACCESS TECHNOLOGIES (RATS)

(51) International classification :H04W48/18,H04W36/00
(31) Priority Document No :61/682520
(32) Priority Date :13/08/2012
(33) Name of priority country :U.S.A.
(86) International Application No :PCT/IB2013/056625
Filing Date :13/08/2013
(87) International Publication No :WO 2014/027314
(61) Patent of Addition to Application Number :NA
Filing Date :NA
(62) Divisional to Application Number :NA
Filing Date :NA

(71)**Name of Applicant :**
1)TELEFONAKTIEBOLAGET L M ERICSSON (PUBL)
Address of Applicant :Se 164-83 SE 164-83 Stockholm Sweden
(72)**Name of Inventor :**
1)JOHANSSON Nicklas
2)SCHLIWA BERTLING Pail
3)DIACHINA John Walter
4)PERSSON Claes Goran

(57) Abstract :
A telecommunications node (e.g. base station subsystem) and method are described herein that broadcasts a set of system information messages (e.g. SI2quater messages or pairs of SI2ter messages and SI2quater messages) for use by a legacy mobile station which enhances the overall probability (over time) that the legacy mobile station (non supporting mobile station) in a network sharing scenario will find frequency cell information or a combination of both within the broadcasted system information messages to be used for the legacy mobile station s cell reselection process to provide continuity with the legacy mobile station s registered PLMN (i.e. the Common PLMN of a shared radio access network). In addition the telecommunications node (e.g. base station subsystem) and method can also broadcast a different type of system information message for used by a supporting mobile station.

No. of Pages : 42 No. of Claims : 20

(12) PATENT APPLICATION PUBLICATION
(19) INDIA
(22) Date of filing of Application :18/02/2015
(21) Application No.1334/DELNP/2015 A
(43) Publication Date : 03/07/2015

(54) Title of the invention : METHOD FOR ESTIMATING THE SPEED OF AN ENGINE IN A PREDEFINED POSITION

(51) International classification :F02D41/00,F02D41/24,G01P3/44
(31) Priority Document No :1258868
(32) Priority Date :21/09/2012
(33) Name of priority country :France
(86) International Application No :PCT/EP2013/002565
Filing Date :26/08/2013
(87) International Publication No :WO 2014/044353
(61) Patent of Addition to Application Number :NA
Filing Date :NA
(62) Divisional to Application Number :NA
Filing Date :NA

(71)**Name of Applicant :**
1)CONTINENTAL AUTOMOTIVE FRANCE
Address of Applicant :Intellectual Property 1 Avenue Paul Ourliac F 31100 Toulouse France
2)CONTINENTAL AUTOMOTIVE GMBH
(72)**Name of Inventor :**
1)MARCONATO Benjamin

(57) Abstract :
This method comprises the following steps: determining the angular position and the rotational speed for a first point of measurement and a second point of measurement of a engine position sensor determining at least one gradient of the rotational speed different from the speed gradient between the two points of measurement of the previous step approximating the actual rotational speed curve with respect to the angular position by means of a polynomial function of degree two and carrying out a calculation in advance for determining an estimated rotational speed at the predefined position said position defining a future angular position of the crankshaft by applying the polynomial function to said predefined future position. The invention can be used to predict engine rotation reversal.

No. of Pages : 28 No. of Claims : 10

(12) PATENT APPLICATION PUBLICATION
(21) Application No.1335/DELNP/2015 A
(19) INDIA
(22) Date of filing of Application :18/02/2015
(43) Publication Date : 03/07/2015

(54) Title of the invention : FRONT REAR INTERLOCKING BRAKE MECHANISM

(51) International classification :B62L3/08,B62L3/02
(31) Priority Document No :2012185414
(32) Priority Date :24/08/2012
(33) Name of priority country :Japan
(86) International Application No :PCT/JP2013/072555
Filing Date :23/08/2013
(87) International Publication No :WO 2014/030741
(61) Patent of Addition to Application Number :NA
Filing Date :NA
(62) Divisional to Application Number :NA
Filing Date :NA

(71)**Name of Applicant :**
1)AKEBONO BRAKE INDUSTRY CO. LTD.
Address of Applicant :19-5 Nihonbashi Koami cho Chuo ku Tokyo 1038534 Japan
(72)**Name of Inventor :**
1)MAEHARA Toshifumi
2)NAKAMURA Hiroaki

(57) Abstract :
A front rear interlocking brake mechanism is provided with: a rear wheel link (22) to which the first inner cable (24b) of a rear wheel brake cable (24) is connected and which moves together with a link pin pulling the first inner cable (24b); and a holder (30) to which the second inner cable (26b) of a transmission cable (26) pulled by the operation of the other brake lever (16) is connected and which is caused to pivot by the pull of the second inner cable (26b) moving the link pin of the rear wheel link (22).

No. of Pages : 70 No. of Claims : 8

(12) PATENT APPLICATION PUBLICATION
(21) Application No.1336/DELNP/2015 A
(19) INDIA
(22) Date of filing of Application :18/02/2015
(43) Publication Date : 03/07/2015

(54) Title of the invention : EXHAUST GAS PURIFICATION DEVICE AND METHOD FOR THAWING LIQUID REDUCING AGENT OR PRECURSOR THEREOF

(51) International classification	:F01N3/08,B01D53/94,F01N5/02
(31) Priority Document No	:NA
(32) Priority Date	:NA
(33) Name of priority country	:NA
(86) International Application No	:PCT/JP2012/068723
Filing Date	:24/07/2012
(87) International Publication No	:WO 2014/016909
(61) Patent of Addition to Application Number	:NA
Filing Date	:NA
(62) Divisional to Application Number	:NA
Filing Date	:NA

(71)**Name of Applicant :**
1)UD TRUCKS CORPORATION
Address of Applicant :1 Ooaza 1 chome Ageo shi Saitama 3628523 Japan
(72)**Name of Inventor :**
1)TOMITA Yasuyoshi

(57) Abstract :
An exhaust gas purification device is equipped with: a reducing catalyst converter for reducing and purifying a nitrogen oxide in an exhaust gas; a tank in which a liquid reducing agent or a precursor thereof is to be stored; and a spray nozzle through which the liquid reducing agent or the precursor thereof stored in the tank is to be sprayed into an upper stream of the exhaust gas in the reducing catalyst converter. A portion of the exhaust gas that is flowing through an exhaust pipe is diverted to the tank through a detour pipe to cause the heat exchange between the portion of the exhaust gas and the liquid reducing agent or the precursor thereof stored in the tank. In this manner the liquid reducing agent or the precursor thereof that is frozen in the tank can be thawed.

No. of Pages : 26 No. of Claims : 13

(12) PATENT APPLICATION PUBLICATION
(21) Application No.1279/DELNP/2015 A
(19) INDIA
(22) Date of filing of Application :17/02/2015
(43) Publication Date : 03/07/2015

(54) Title of the invention : OXIDATION SYSTEM EMPLOYING INTERNAL STRUCTURE FOR ENHANCED HYDRODYNAMICS

(51) International classification :C07C51/16
(31) Priority Document No :60/756,327
(32) Priority Date :04/01/2006
(33) Name of priority country :U.S.A.
(86) International Application No :PCT/US2006/048644
Filing Date :20/12/2006
(87) International Publication No : NA
(61) Patent of Addition to Application Number :NA
Filing Date :NA
(62) Divisional to Application Number :5465/DELNP/2008
Filed on :24/06/2008

(71)**Name of Applicant :**
1)GRUPO PETROTEMEX S.A. DE C.V
Address of Applicant :Ricardo Margain No. 444, Torre sur, Piso 16 Col Valle del Campestre, 66265 san Pedro Garza Garcia, Nuevo Leon (81) 8748 1500, Mexico
(72)**Name of Inventor :**
1)ALAN GEORGE WONDERS
2)THOMAS EARL WOODRUFF
3)RONALD BUFORD SHEPPARD
4)WAYNE SCOTT STRASSER

(57) Abstract :
A process for making a polycarboxylic acid composition, said process comprising subjecting a multi-phase reaction medium to oxidation in a reaction zone of a bubble column reactor, wherein said bubble column reactor, comprises an external reaction vessel and at least one internal structure at least partly disposed in said external reaction vessel, wherein step (a) includes oxidizing an aromatic compound in a liquid phase of said reaction medium to thereby form a polycarboxylic acid and during step (a), using said internal structure to form one or more quiescent zones within said reactor, wherein the total volume of said quiescent zones is at least about 1 percent of the volume of said reaction zone, wherein said internal structure presents one or more upright internal sidewalls that are substantially surrounded by said reaction medium, wherein the time-averaged heat flux through said upright internal sidewalls is less than about 100 kilowatts per square meter, wherein at least about 90 percent of the total volume of each of said quiescent zones meets one or both of the following criteria (i) is filled by a material other than said reaction medium and/or (ii) is filled by a portion of said reaction medium having a mass averaged residence time in the respective quiescent zone of at least about 2 minutes.

No. of Pages : 139 No. of Claims : 8

(12) PATENT APPLICATION PUBLICATION
(19) INDIA
(22) Date of filing of Application :18/02/2015
(21) Application No.1343/DELNP/2015 A
(43) Publication Date : 03/07/2015

(54) Title of the invention : GATEWAY APPARATUS MOBILE COMMUNICATION SYSTEM AND PAGING METHOD

(51) International classification :H04W68/02,H04W84/10,H04W92/12
(31) Priority Document No :2012210767
(32) Priority Date :25/09/2012
(33) Name of priority country :Japan
(86) International Application No :PCT/JP2013/005487
Filing Date :17/09/2013
(87) International Publication No :WO 2014/050017
(61) Patent of Addition to Application Number :NA
Filing Date :NA
(62) Divisional to Application Number :NA
Filing Date :NA

(71)**Name of Applicant :**
1)NEC CORPORATION
Address of Applicant :7-1 Shiba 5 chome Minato ku Tokyo 1088001 Japan
(72)**Name of Inventor :**
1)TAMURA Tomu
2)UEDA Yoshio

(57) Abstract :
A gateway apparatus (10) according to the present invention comprises: a memory (11) that stores information related to the peripheral environment of a radio base station; a controller (12) that generates on the basis of the information a message to be used for paging a mobile station existing in the cell of the radio base station and that executes a process for determining information of the destination of the message; and a transmission unit (13) that transmits the message. In this way the number of paging messages is reduced thereby achieving the optimization of paging.

No. of Pages : 43 No. of Claims : 10

(12) PATENT APPLICATION PUBLICATION
(21) Application No.1344/DELNP/2015 A
(19) INDIA
(22) Date of filing of Application :18/02/2015
(43) Publication Date : 03/07/2015

(54) Title of the invention : REFRIGERATOR

(51) International classification :F25D17/06,F25D17/08
(31) Priority Document No :NA
(32) Priority Date :NA
(33) Name of priority country :NA
(86) International Application No :PCT/JP2012/074765
Filing Date :26/09/2012
(87) International Publication No :WO 2014/049739
(61) Patent of Addition to Application Number :NA
Filing Date :NA
(62) Divisional to Application Number :NA
Filing Date :NA

(71)**Name of Applicant :**
1)HITACHI APPLIANCES INC.
Address of Applicant :16-1 Kaigan 1 chome Minato ku Tokyo 1050022 Japan
(72)**Name of Inventor :**
1)YAMADA Mikio
2)KUZUSHIMA Sinsuke
3)EBIHARA Tooru

(57) Abstract :
A refrigerator comprises: a refrigeration temperature zone chamber comprising a refrigeration chamber (3) a chiller chamber (4) and a vegetable chamber (5); a freezing temperature zone chamber comprising a freezer chamber (6) formed under the refrigeration temperature zone chamber; a cooling device (12) for generating cold air (100) and disposed in the rear of the freezer chamber (6); a refrigeration temperature zone cold air channel (18) for guiding the cold air (100) generated by the cooling device (12) to the refrigeration temperature zone chamber and a freezing temperature zone cold air channel (19) for guiding the cold air (100) generated by the cooling device (12) to the freezer chamber (6); and a refrigerator fan (11a) for blowing the cold air (100) generated by the cooling device (12) to the refrigeration temperature zone cold air channel (18) and a freezer fan (11b) for blowing the cold air (100) generated by the cooling device (12) to the freezing temperature zone cold air channel (19) said refrigerator fan and freezer fan being disposed at the back of the refrigeration temperature zone chamber. The refrigerator fan (11a) is disposed in a location higher than the freezer fan (11b) and is mounted at a mount angle such that the cold air (100) is discharged upward higher than the freezer fan (11b).

No. of Pages : 39 No. of Claims : 8

(12) PATENT APPLICATION PUBLICATION
(19) INDIA
(22) Date of filing of Application :17/02/2015
(21) Application No.1291/DELNP/2015 A
(43) Publication Date : 03/07/2015

(54) Title of the invention : DEVICE FOR LAUNCHING AND RECOVERING A TOWED SONAR

(51) International classification :B63B27/36,B63B21/66,B63G8/39
(31) Priority Document No :1202250
(32) Priority Date :17/08/2012
(33) Name of priority country :France
(86) International Application No :PCT/EP2013/064872
Filing Date :15/07/2013
(87) International Publication No :WO 2014/026817
(61) Patent of Addition to Application Number :NA
Filing Date :NA
(62) Divisional to Application Number :NA
Filing Date :NA

(71)**Name of Applicant :**
1)THALES
Address of Applicant :45 rue de Villiers F 92200 Neuilly sur Seine France
(72)**Name of Inventor :**
1)BOREL Christophe

(57) Abstract :
Device for launching and recovering a sonar comprising a linear reception antenna (13) and a volume transmission coil incorporated into a volume body referred to as a fish (12) said sonar being towed by a surface vessel (10) by means of a tow line (11) comprising a towing cable (14) from which the tow fish is suspended the linear antenna being anchored behind the cable in relation to the vessel (10) said device comprising a towing winch (20) comprising a chassis (27) secured to the surface vessel and allowing the tow line to be wound onto and paid out from a drum (21). The drum comprises two runners (2, 23) rotating about an axis of rotation means (101) of coupling the two parts the first part having a cylindrical shape onto which the tow line is intended to be wound the second part forming a first end stop (28) intended to accommodate the tow fish.

No. of Pages : 32 No. of Claims : 18

(12) PATENT APPLICATION PUBLICATION
(19) INDIA
(22) Date of filing of Application :17/02/2015
(21) Application No.1292/DELNP/2015 A
(43) Publication Date : 03/07/2015

(54) Title of the invention : ANTI DROPPING DEVICE AND CONNECTING PIECE

(51) International classification :F16B41/00,F16B43/00,F16B37/00
(31) Priority Document No :201220390953.X
(32) Priority Date :08/08/2012
(33) Name of priority country :China
(86) International Application No :PCT/CN2013/081111
Filing Date :08/08/2013
(87) International Publication No :WO 2014/023253
(61) Patent of Addition to Application Number :NA
Filing Date :NA
(62) Divisional to Application Number :NA
Filing Date :NA

(71)**Name of Applicant :**
1)ZTE CORPORATION
Address of Applicant :ZTE Plaza Keji Road SouthHi Tech Industrial Park Nanshan District Shenzhen Guangdong 518057 China
(72)**Name of Inventor :**
1)CHEN Shanjun
2)LI Xu

(57) Abstract :
An anti dropping device and connecting piece the anti dropping device comprising a connecting piece (40) and an anti dropping boss (60); the connecting piece (40) comprises: a first hole (42) fitted with the cross section of the anti drop boss (60) and used to rotatably nest the connecting piece (40) on the anti drop boss (60); at least one second hole (44) used to rotatably nest a bolt (10) in the connecting piece (40); and at least one connecting part (46). The two ends of the connecting part (46) are respectively connected to the first hole (42) and the second hole (44); one end of the anti drop boss (60) is fixed on a device (70) to hold the connecting piece (40) on the device (70). The present invention solves the problem of dropping bolts during use due to inconvenient anti dropping operation in the relevant art thus facilitating operation and ensuring good safety during use of bolts.

No. of Pages : 23 No. of Claims : 11

(12) PATENT APPLICATION PUBLICATION
(21) Application No.1293/DELNP/2015 A
(19) INDIA
(22) Date of filing of Application :17/02/2015
(43) Publication Date : 03/07/2015

(54) Title of the invention : COMMUNICATION MANAGEMENT SYSTEM AND COMMUNICATION MANAGEMENT METHOD

(51) International classification :H04L29/04,G07C3/00
(31) Priority Document No :NA
(32) Priority Date :NA
(33) Name of priority country :NA
(86) International Application No :PCT/JP2013/081218
Filing Date :19/11/2013
(87) International Publication No :WO 2015/029269
(61) Patent of Addition to Application Number :NA
Filing Date :NA
(62) Divisional to Application Number :NA
Filing Date :NA

(71)**Name of Applicant :**
1)KOMATSU LTD.
Address of Applicant :2-3-6 Akasaka Minato ku Tokyo 1078414 Japan
(72)**Name of Inventor :**
1)FUTAKAMI Masanao

(57) Abstract :
A communication management system (1) comprises: a communication carrier setting unit that is mounted on a work machine (MC) sets a communication carrier which provides a communication service and generates as communication carrier information information for the communication carrier that has been set; a communication unit that is mounted on the work machine (MC) and transmits the communication carrier information outside of the work machine (MC); and a management device (10) that acquires at different times the communication carrier information transmitted from the communication unit and aggregates for each time the communication carrier information included in at least two different times.

No. of Pages : 60 No. of Claims : 9

(12) PATENT APPLICATION PUBLICATION
(21) Application No.1357/DELNP/2015 A
(19) INDIA
(22) Date of filing of Application :18/02/2015
(43) Publication Date : 03/07/2015

(54) Title of the invention : APPARATUS AND METHOD FOR MAKING A SILICONE ARTICLE

(51) International classification :B29C35/08,B29C47/78,B29D23/00
(31) Priority Document No :61/683130
(32) Priority Date :14/08/2012
(33) Name of priority country :U.S.A.
(86) International Application No :PCT/US2013/054954
Filing Date :14/08/2013
(87) International Publication No :WO 2014/028625
(61) Patent of Addition to Application Number :NA
Filing Date :NA
(62) Divisional to Application Number :NA
Filing Date :NA

(71)**Name of Applicant :**
1)SAINT GOBAIN PERFORMANCE PLASTICS CORPORATION
Address of Applicant :1199 South Chillicothe Road Aurora OH 44202 U.S.A.
(72)**Name of Inventor :**
1)ZHU Aijun
2)NADEAU Adam P.
3)SARDINHA Heidi

(57) Abstract :
An apparatus for forming a silicone article is disclosed. The apparatus includes an pumping system to deliver the silicone formulation to a die the silicone formulation having a viscosity of less than about 2,000,000 centipoise; the die having a distal end a proximal end and a channel there between wherein the silicone formulation flows through the channel of the die; and a source of radiation energy wherein the radiation energy substantially cures the silicone formulation as the silicone formulation flows out the channel of the die to form the silicone article. The present disclosure further includes a method of forming the silicone article a silicone tube and a silicone extrudate.

No. of Pages : 32 No. of Claims : 58

(12) PATENT APPLICATION PUBLICATION
(19) INDIA
(22) Date of filing of Application :17/02/2015
(21) Application No.1300/DELNP/2015 A
(43) Publication Date : 03/07/2015

(54) Title of the invention : METHOD AND KIT FOR NUCLEIC ACID SEQUENCING

(51) International classification :B01L3/00,B82Y15/00,C12Q1/68
(31) Priority Document No :61/680212
(32) Priority Date :06/08/2012
(33) Name of priority country :U.S.A.
(86) International Application No :PCT/IB2013/002168
Filing Date :05/08/2013
(87) International Publication No :WO 2014/024041
(61) Patent of Addition to Application Number :NA
Filing Date :NA
(62) Divisional to Application Number :NA
Filing Date :NA

(71)**Name of Applicant :**
1)QUANTUMDX GROUP LIMITED
Address of Applicant :9 Hartley Way Purley Surrey CR8 4EJ U.K.
(72)**Name of Inventor :**
1)OHALLORAN Jonathan
2)ADAMS Christopher
3)HEDLEY Joe
4)WHITEHOUSE Sam

(57) Abstract :
Various embodiments of the present disclosure generally relate to molecular biological protocols equipment and reagents for the sequencing of long individual polynucleotide molecules.

No. of Pages : 69 No. of Claims : 95

(12) PATENT APPLICATION PUBLICATION
(19) INDIA
(22) Date of filing of Application :17/02/2015
(21) Application No.1301/DELNP/2015 A
(43) Publication Date : 03/07/2015

(54) Title of the invention : TRANSPOSITION MEDIATED IDENTIFICATION OF SPECIFIC BINDING OR FUNCTIONAL PROTEINS

(51) International classification :C12N15/10,C12N15/90
(31) Priority Document No :61/673144
(32) Priority Date :18/07/2012
(33) Name of priority country :U.S.A.
(86) International Application No :PCT/EP2013/065214
Filing Date :18/07/2013
(87) International Publication No :WO 2014/013026
(61) Patent of Addition to Application Number :NA
Filing Date :NA
(62) Divisional to Application Number :NA
Filing Date :NA

(71)**Name of Applicant :**
1)NBE THERAPEUTICS LLC
Address of Applicant :Technologiepark Hochbergerstrasse 60C CH 4057 Basel Switzerland
(72)**Name of Inventor :**
1)GRAWUNDER Ulf

(57) Abstract :
The method disclosed herein describ es a novel technology offering unparalleled efficiency flexibility utility and speed for the discovery and optimization of polypeptides having desired binding specificity and/or functionality including antigen binding molecules such as antibodies and fragments thereof for desired functional and/or binding phenotypes. The novel method is based on transposable constructs and diverse DNA libraries cloned into transposable vectors and their transfection into host cells by concomitant transient expression of a functional transposase enzyme. This ensures an efficient stable introduction of the transposon based expression vectors into vertebrate host cells in one step which can then be screened for a desired functional or binding phenotype of the expressed proteins after which the relevant coding sequences for the expressed proteins including antibodies and fragments thereof can be identified by standard cloning and DNA sequencing techniques.

No. of Pages : 187 No. of Claims : 20

(12) PATENT APPLICATION PUBLICATION
(21) Application No.1302/DELNP/2015 A
(19) INDIA
(22) Date of filing of Application :17/02/2015
(43) Publication Date : 03/07/2015

(54) Title of the invention : METHOD FOR IMPROVING TRANSMISSION CAPACITY IN A DL MU MIMO COMMUNICATIONS SYSTEM

(51) International classification	:H04W16/28,H04W4/12,H04W72/12
(31) Priority Document No	:2012904070
(32) Priority Date	:18/09/2012
(33) Name of priority country	:Australia
(86) International Application No	:PCT/JP2013/075604
Filing Date	:13/09/2013
(87) International Publication No	:WO 2014/046273
(61) Patent of Addition to Application Number	:NA
Filing Date	:NA
(62) Divisional to Application Number	:NA
Filing Date	:NA

(71)**Name of Applicant :**
1)NEC CORPORATION
Address of Applicant :7-1 Shiba 5 chome Minato ku Tokyo 1088001 Japan
(72)**Name of Inventor :**
1)MARUTA Yasushi
2)PHAM Duong
3)GURUNG Arun

(57) Abstract :
A method according to the present invention is for selecting User Equipment (UE) for scheduling/precoding within the coverage area of a communications node having a predefined codebook. The method includes: receiving at the communications node feedback information from each of the UEs within the coverage area of the communications node wherein the feedback information includes at least one precoder matrix indicator (PMI); generating at the communications node a precoder matrix based on the reported precoder matrix indicator from each UE; determining at the communications node correlation values for each UE in the coverage utilising the precoder matrix; identifying a pair of UEs having minimum correlation values; and selecting the identified UEs for scheduling/precoding if the minimum correlation value is less than or equal to a threshold value.

No. of Pages : 25 No. of Claims : 19

(12) PATENT APPLICATION PUBLICATION
(21) Application No.1366/DELNP/2015 A
(19) INDIA
(22) Date of filing of Application :19/02/2015
(43) Publication Date : 03/07/2015

(54) Title of the invention : METHOD FOR TREATING CATALYTIC CONVERTER PREFORMS AND CATALYTIC CONVERTER PREFORMS WITH ENHANCED MECHANICAL STRENGTH

(51) International classification :B01J21/02,B01J29/70,B01J21/04
(31) Priority Document No :12181359.6
(32) Priority Date :22/08/2012
(33) Name of priority country :EPO
(86) International Application No :PCT/EP2013/067293
Filing Date :20/08/2013
(87) International Publication No :WO 2014/029762
(61) Patent of Addition to Application Number :NA
Filing Date :NA
(62) Divisional to Application Number :NA
Filing Date :NA

(71)**Name of Applicant :**
1)BASF SE
Address of Applicant :67056 Ludwigshafen Germany
(72)**Name of Inventor :**
1)HEIDEMANN Thomas
2)–ZKOZANOGLU Claudia

(57) Abstract :
The present invention specifies a method for treating catalytic converter preforms particularly to increase the mechanical strength thereof said method comprising the following steps: a) provision of prepared catalytic converter preforms; b) immersion of the catalytic converter preforms together with a peptising agent in a volume of liquid not exceeding the theoretical water absorption of the catalytic converter preform; c) thermal treatment of the immersed catalytic converter preforms at 50°C to 250°C; and d) calcination of the thermally treated catalytic converter preforms at 250°C to 600°C. Furthermore a catalytic converter preform with enhanced mechanical strength is created which can be produced using the method according to the invention. The present invention further relates to the use of catalytic converter preforms according to the invention for the production of amines and in solid bed reactors or fluidized bed reactors and to a chemical synthesis method in the presence of catalytic converter preforms according to the present invention.

No. of Pages : 16 No. of Claims : 16

(12) PATENT APPLICATION PUBLICATION
(19) INDIA
(22) Date of filing of Application :17/02/2015
(21) Application No.1307/DELNP/2015 A
(43) Publication Date : 03/07/2015

(54) Title of the invention : DATA PROCESSING METHOD FOR SITUATIONAL ANALYSIS

(51) International classification :G06F17/30
(31) Priority Document No :1257487
(32) Priority Date :01/08/2012
(33) Name of priority country :France
(86) International Application No :PCT/EP2013/066216
Filing Date :01/08/2013
(87) International Publication No :WO 2014/020121
(61) Patent of Addition to Application Number :NA
Filing Date :NA
(62) Divisional to Application Number :NA
Filing Date :NA

(71)**Name of Applicant :**
1)NETWAVE
Address of Applicant :Alle du Lac Lake Park Zone Activit Commerciale F 31670 Labege France
(72)**Name of Inventor :**
1)MALLE Jean Pierre
2)MARTY Henri

(57) Abstract :
The present invention relates to a method for processing data by a server (1) including at least one data processing unit and a data storage means the method being characterized in that it includes the following steps following the activation of at least one trigger implemented by the processing unit(s) said trigger(s) being capable of being activated in response to a predefined event: (a) an attempt by the processing unit(s) to determine a state of at least one index selected on the basis of the activated trigger from among a set of observable indices relating to personal data of a user and/or relating to general data; (b) the generation and storage in the storage means of a situational signature of the user in accordance with the results of said attempt to determine the state of at least one index; (c) the comparison of said situational signature of the user with a plurality of masks each mask being associated with a reference situation and corresponding to a situational signature space so as to identify the situation of said user as being the reference situation associated with at least one mask containing said situational signature; and (d) the analysis of said identified situation of the user by hardware or software situational analysis means of the server (1) so as to obtain processed data.

No. of Pages : 36 No. of Claims : 10

(12) PATENT APPLICATION PUBLICATION
(21) Application No.1308/DELNP/2015 A
(19) INDIA
(22) Date of filing of Application :17/02/2015
(43) Publication Date : 03/07/2015

(54) Title of the invention : SYSTEM FOR PROCESSING DATA FOR CONNECTING TO A PLATFORM OF AN INTERNET SITE

(51) International classification :H04L29/08,G06F17/30,G06Q30/02
(31) Priority Document No :1257484
(32) Priority Date :01/08/2012
(33) Name of priority country :France
(86) International Application No :PCT/EP2013/066217
Filing Date :01/08/2013
(87) International Publication No :WO 2014/020122
(61) Patent of Addition to Application Number :NA
Filing Date :NA
(62) Divisional to Application Number :NA
Filing Date :NA

(71)**Name of Applicant :**
1)NETWAVE
Address of Applicant :Alle du Lac Lake Park Zone Activit Commerciale F 31670 Labege France
(72)**Name of Inventor :**
1)MALLE Jean Pierre
2)MARTY Henri

(57) Abstract :
The present invention relates to a system (1) for processing data for connecting to a platform (2) of an Internet site characterized in that it includes: at least two separate modules (21, 22) for processing connection data the processing modules (21, 22) being distributed into at least two complementary groups the modules of one group (21, 22) being configured to implement a subset of the operations required for executing a method for processing the data for connecting a user to said platform (2) via a device (3) including the identification of the situation of the user the processing modules (21, 22) of each group receiving data from the processing modules (21, 22) of another group so as to complete the entire method for processing connection data; a distributor module (10) which receives said connection data and transmits same to the processing modules (21, 22); a reconciling module (30) which collects the data from the processing modules (21, 22) and outputs processed connection data to said platform (2) and/or to said device (3) of the user.

No. of Pages : 34 No. of Claims : 7

(12) PATENT APPLICATION PUBLICATION
(19) INDIA
(22) Date of filing of Application :19/02/2015
(21) Application No.1374/DELNP/2015 A
(43) Publication Date : 03/07/2015

(54) Title of the invention : HERBICIDAL COMPOSITIONS COMPRISING 4-AMINO-3-CHLORO-5-FLUORO-6-(4-CHLORO-2-FLUORO-3- METHOXYPHENYL) PYRIDINE -2-CARBOXYLIC ACID

(51) International classification :A01N43/40
(31) Priority Document No :61/675110
(32) Priority Date :24/07/2012
(33) Name of priority country :U.S.A.
(86) International Application No :PCT/US2013/051327
Filing Date :19/07/2013
(87) International Publication No :WO 2014/018412
(61) Patent of Addition to Application Number :NA
Filing Date :NA
(62) Divisional to Application Number :NA
Filing Date :NA

(71)**Name of Applicant :**
1)DOW AGROSCIENCES LLC
Address of Applicant :9330 Zionsville Road Indianapolis IN 46268 U.S.A.
(72)**Name of Inventor :**
1)YERKES Carla N.
2)MANN Richard K.

(57) Abstract :
Provided herein are synergistic herbicidal compositions containing and methods of controlling undesirable vegetation utilizing (a) a compound of formula (I); or an agriculturally acceptable salt or ester thereof and (b) halosulfuron-methyl, pyrazosul - furon-ethyl or esprocarb, or an agriculturally acceptable derivative thereof. The compositions and methods provided herein provide control of undesirable vegetation, e.g., in direct-seeded, water-seeded and transplanted rice, cereals, wheat, barley, oats, rye, sorghum, com or maize, sugarcane, sunflower, oilseed rape, canola, sugar beet, soybean, cotton, pineapple, oilseed rape, vegetables, pastures, grasslands, rangelands, fallowland, turf, tree and vine orchards, aquatics, plantation crops, vegetables, industrial vegetation management (IVM) or rights of way (ROW).

No. of Pages : 56 No. of Claims : 11

(12) PATENT APPLICATION PUBLICATION
(21) Application No.1309/DELNP/2015 A
(19) INDIA
(22) Date of filing of Application :17/02/2015
(43) Publication Date : 03/07/2015

(54) Title of the invention : METHOD OF PROCESSING DATA REGARDING CONNECTION OF A PLATFORM OF AN INTERNET SITE

(51) International classification :G06F17/30
(31) Priority Document No :1257488
(32) Priority Date :01/08/2012
(33) Name of priority country :France
(86) International Application No :PCT/EP2013/066215
Filing Date :01/08/2013
(87) International Publication No :WO 2014/020120
(61) Patent of Addition to Application Number :NA
Filing Date :NA
(62) Divisional to Application Number :NA
Filing Date :NA

(71)**Name of Applicant :**
1)NETWAVE
Address of Applicant :Alle du Lac Lake Park Zone Activit Commerciale F 31670 Lab¨ge France
(72)**Name of Inventor :**
1)MALLE Jean Pierre
2)MARTY Henri

(57) Abstract :
The present invention relates to a method of processing data regarding connection to a platform (2) of an internet site by a server (1) comprising at least one data processing unit and data storage means the method being characterized in that it comprises steps of: (a) identification of a situation of a user connected to said platform (2) via an item of equipment (3) from among a list of reference situations each reference situation being associated with at least one strategy each strategy comprising one or more situational engines chosen from among a library of situational engines each situational engine being able to implement a given processing on a situation of a user so as to obtain a message having a hoped for effect on the situation; (b) for at least one of the strategies associated with said identified situation implementation by the data processing means of the server (1) of the situational engines of said strategy on said situation so as to obtain at least one stack of messages; (c) dispatching to the item of equipment (3) of said user and/or of the platform (2) of a subset of messages of said at least one stack of messages.

No. of Pages : 36 No. of Claims : 10

(12) PATENT APPLICATION PUBLICATION
(21) Application No.1372/DELNP/2015 A
(19) INDIA
(22) Date of filing of Application :19/02/2015
(43) Publication Date : 03/07/2015

(54) Title of the invention : HERBICIDAL COMPOSITIONS COMPRISING 4-AMINO-3-CHLORO-5-FLUORO-6-(4-CHLORO-2-FLUORO-3- METHOXYPHENYL) PYRIDINE-2-CARBOXYLIC ACID

(51) International classification :A01N43/40
(31) Priority Document No :61/675117
(32) Priority Date :24/07/2012
(33) Name of priority country :U.S.A.
(86) International Application No :PCT/US2013/051323
Filing Date :19/07/2013
(87) International Publication No :WO 2014/018410
(61) Patent of Addition to Application Number :NA
Filing Date :NA
(62) Divisional to Application Number :NA
Filing Date :NA

(71)**Name of Applicant :**
1)DOW AGROSCIENCES LLC
Address of Applicant :9330 Zionsville Road Indianapolis IN 46268 U.S.A.
(72)**Name of Inventor :**
1)MANN Richard K.
2)YERKES Carla N.
3)SATCHIVI Norbert M.
4)SCHMITZER Paul R.

(57) Abstract :
Provided herein are synergistic herbicidal compositions containing (a) a compound of formula (I): 4-amino-3-chloro- 5-fluoro-6-(4-chloro-2-fluoro-3-methoxyphenyl)pyridine-2-carboxylic acid or a derivative thereof, or an agriculturally acceptable salt or ester thereof and (b) a sulfonylurea e.g., amidosulfuron, azimsulfuron, bensulfuron-methyl, chlorsulfuron, cyclosulfamuron, ethametsulfuron-methyl, ethoxysulfuron, flazasulfuron, flucetosulfuron, flupyrsulfuron-methyl sodium, foramsulfuron, imazosulfuron, iofensulfuron, iodosulfuron-methyl sodium, mesosulfuron-methyl, metsulfuron-methyl, nicosulfuron, orthosulfamuron, primisulfuron-methyl, propyrisulfuron, prosulfuron, pyrimisulfan, pyroxasulfone, rimsulfuron, sulfometuron-methyl, sulfosulfuron, thifen - sulfuron-methyl, triafamone, triasulfuron, tribenuron-methyl or trifloxysulfuronsodium, or an agriculturally acceptable salt or ester thereof. The compositions and methods provide control of undesirable vegetation, e.g., in crops and other settings, e.g., in direct - seeded, water-seeded and transplanted rice, cereals, wheat, barley, oats, rye, sorghum, corn or maize, sugarcane, sunflower, oilseed rape, canola, sugar beet, soybean, cotton, pineapple, pastures, grasslands, rangelands, fallowland, turf, tree and vine orchards, aquatics, plantation crops, vegetables, industrial vegetation management (IVM) or rights-of-way (ROW).

No. of Pages : 160 No. of Claims : 11

(12) PATENT APPLICATION PUBLICATION
(21) Application No.1373/DELNP/2015 A
(19) INDIA
(22) Date of filing of Application :19/02/2015
(43) Publication Date : 03/07/2015

(54) Title of the invention : HERBICIDAL COMPOSITIONS COMPRISING 4-AMINO-3-CHLORO-5-FLUORO-6-(4-CHLORO-2-FLUORO-3- METHOXYPHENYL) PYRIDINE -2-CARBOXYLIC ACID

(51) International classification :A01N43/40
(31) Priority Document No :61/675070
(32) Priority Date :24/07/2012
(33) Name of priority country :U.S.A.
(86) International Application No :PCT/US2013/051313
Filing Date :19/07/2013
(87) International Publication No :WO 2014/018403
(61) Patent of Addition to Application Number :NA
Filing Date :NA
(62) Divisional to Application Number :NA
Filing Date :NA

(71)**Name of Applicant :**
1)DOW AGROSCIENCES LLC
Address of Applicant :9330 Zionsville Road Indianapolis IN 46268 U.S.A.
(72)**Name of Inventor :**
1)YERKES Carla N.
2)MANN Richard K.
3)SATCHIVI Norbert M.
4)SCHMITZER Paul R.
5)DEGENHARDT Rory
6)JURAS Len
7)WEIMER Monte R.

(57) Abstract :
Provided herein are synergistic herbicidal compositions containing (a) a compound of formula (I): 4-amino-3-chloro- 5-fluoro-6-(4-chloro-2-fluoro-3-methoxyphenyl)pyridine-2-carboxylic acid or a derivative thereof, or an agriculturally acceptable salt or ester thereof and (b) a synthetic auxin herbicide, e.g., 2,4-D, aminocyclopyrachlor, aminopyralid, clomeprop-P, clopyralid, dicamba, diclorprop-P, fluroxypyr meptylheptyl ester (MHE), MCPA, MCPB, picloram, quinclorac, triclopyr, and halauxifenmethyl, (methyl 4-amino-3 -chloro-6-(4-chloro-2-fluoro-3-methoxyphenyl) picolinate), or an agriculturally acceptable salt or ester thereof. The compositions and methods provided herein provide control of undesirable vegetation, e.g., in direct-seeded, water- seeded and transplanted rice, cereals, wheat, barley, oats, rye, sorghum, corn/maize, sugarcane, sunflower, oilseed rape, canola, sugar beet, soybean, cotton, pineapple, pastures, grasslands, rangelands, fallowland, turf, tree and vine orchards, aquatics, plantation crops, vegetables, industrial vegetation management (rVM) or rights-of-way (ROW).

No. of Pages : 141 No. of Claims : 13

(12) PATENT APPLICATION PUBLICATION
(21) Application No.1310/DELNP/2015 A
(19) INDIA
(22) Date of filing of Application :17/02/2015
(43) Publication Date : 03/07/2015

(54) Title of the invention : LASER SCANNING MODULE INCLUDING AN OPTICAL ISOLATOR

(51) International classification :G02B21/00
(31) Priority Document No :13/593970
(32) Priority Date :24/08/2012
(33) Name of priority country :U.S.A.
(86) International Application No :PCT/US2013/055421
Filing Date :16/08/2013
(87) International Publication No :WO 2014/031490
(61) Patent of Addition to Application Number :NA
Filing Date :NA
(62) Divisional to Application Number :NA
Filing Date :NA

(71)**Name of Applicant :**
1)ADVANCED MICRO DEVICES INC.
Address of Applicant :One AMD Place P.O. Box 3453 Sunnyvale CA 94088 U.S.A.
(72)**Name of Inventor :**
1)GORUGANTHU Rama R.

(57) Abstract :
The present application discloses various implementations of a laser scanning module. In one implementation such a laser scanning module comprising an optical isolator including first and second linear polarizers a collimating optics configured to receive light produced by a laser light source and to pass a substantially collimated light beam to the first linear polarizer and a scanning unit situated to receive light passed by the second linear polarizer. The first linear polarizer is separated from the collimating optics by a first distance less than a second distance separating the second linear polarizer from the scanning unit.

No. of Pages : 33 No. of Claims : 20

(12) PATENT APPLICATION PUBLICATION
(19) INDIA
(22) Date of filing of Application :17/02/2015

(21) Application No.1311/DELNP/2015 A
(43) Publication Date : 03/07/2015

(54) Title of the invention : OPTIMAL INDUCTOR

(51) International classification	:H01F3/08,H01F17/04,H01F27/255
(31) Priority Document No	:12184479.9
(32) Priority Date	:14/09/2012
(33) Name of priority country	:EPO
(86) International Application No	:PCT/EP2013/068682
Filing Date	:10/09/2013
(87) International Publication No	:WO 2014/040973
(61) Patent of Addition to Application Number	:NA
Filing Date	:NA
(62) Divisional to Application Number	:NA
Filing Date	:NA

(71)**Name of Applicant :**
1)MAGNETIC COMPONENTS SWEDEN AB
Address of Applicant :…kerivgen 8 S 241 38 Eslv Sweden
(72)**Name of Inventor :**
1)BJARNASEN scar H.
2)CEDELL Tord

(57) Abstract :
The present invention relates to a coil (1) for an inductor (6) comprised by metal wire (2) wound circular around a centre axis (C) wherein the wire has an electrically insulating layer (3) insulating each turn of the wire in the winding from neighbouring turns the shape of the complete winding building up the coil (1) is substantially toroidal having a substantially elliptic cross section wherein the thermal heat conductivity is above 1 W/mK more preferably above 1,2 and most preferably above 1,5. The invention further relates to a magnetic core (7) suitable for an inductor (6) where in the core is made of a soft magnetic composite material made of metallic particles and a binder material said particles are in the range of 1µm 1000 µm particles that are larger than 150 µm are coated with a ceramic surface to provide particle to particle electrical insulation wherein the volume of magnetic metallic particles to total core volume is 0,5 - 0,9. The invention still further relates to an inductor (6) being a combination of said coil (1) and core (7) wherein the substantially all of said particles in the core are magnetically aligned with the magnetic field of the coil. The invention still further relates to the manufacturing methods of such a coil (1) and core (7).

No. of Pages : 20 No. of Claims : 12

(12) PATENT APPLICATION PUBLICATION
(21) Application No.1376/DELNP/2015 A
(19) INDIA
(22) Date of filing of Application :19/02/2015
(43) Publication Date : 03/07/2015

(54) Title of the invention : HERBICIDAL COMPOSTIONS COMPRISING 4-AMINO-3-CHLORO-5-FLUORO-6-(4-CHLORO-2-FLUORO-3 METHOXYPHENYL)PYRIDINE-2-CARBOXYLIC ACID OR A DERIVATIVE THEREOF AND MICROTUBULE INHIBIT ING HERBICIDES

(51) International classification :A01N43/40
(31) Priority Document No :61/675100
(32) Priority Date :24/07/2012
(33) Name of priority country :U.S.A.
(86) International Application No :PCT/US2013/051305
Filing Date :19/07/2013
(87) International Publication No :WO 2014/018398
(61) Patent of Addition to Application Number :NA
Filing Date :NA
(62) Divisional to Application Number :NA
Filing Date :NA

(71)**Name of Applicant :**
1)DOW AGROSCIENCES LLC
Address of Applicant :9330 Zionsville Road Indianapolis IN 46268 U.S.A.
(72)**Name of Inventor :**
1)YERKES Carla N.
2)MANN Richard K
3)SATCHIVI Norbert M.

(57) Abstract :
Provided herein are synergistic herbicidal compositions containing (a) a compound of formula (I): 4-amino-3-chloro- 5-fluoro-6-(4-chloro-2-fluoro-3-methoxyphenyl)pyridine-2-carboxylic acid or a derivative thereof, or an agriculturally acceptable salt or ester thereof and (b) microtubule inhibiting herbicide, e.g., dimethenamid, dithiopyr, oryzalin, pendimethalin, propyzamide, and thiazopyr, or derivative thereof. The methods and compositions provided herein provide control of undesirable vegetation, e.g., in direct-seeded, water-seeded and transplanted rice, cereals, wheat, barley, oats, rye, sorghum, com or maize, sugarcane, sunflower, oilseed rape, canola, sugar beet, soybean, cotton, pineapple, pastures, grasslands, rangelands, fallowland, turf, tree and vine orchards, aquatics, plantation crops, vegetables, industrial vegetation management (rVM) and rights-of-way (ROW).

No. of Pages : 66 No. of Claims : 13

(12) PATENT APPLICATION PUBLICATION
(21) Application No.1377/DELNP/2015 A
(19) INDIA
(22) Date of filing of Application :19/02/2015
(43) Publication Date : 03/07/2015

(54) Title of the invention : HERBICIDAL COMPOSITIONS COMPRISING 4-AMINO-3-CHLORO-5-FLUORO-6-(4-CHLORO-2-FLUORO-3- METHOXYPHENYL) PYRIDINE -2-CARBOXYLIC ACID

(51) International classification :A01N43/40
(31) Priority Document No :61/675043
(32) Priority Date :24/07/2012
(33) Name of priority country :U.S.A.
(86) International Application No :PCT/US2013/051294
Filing Date :19/07/2013
(87) International Publication No :WO 2014/018391
(61) Patent of Addition to Application Number :NA
Filing Date :NA
(62) Divisional to Application Number :NA
Filing Date :NA

(71)**Name of Applicant :**
1)DOW AGROSCIENCES LLC
Address of Applicant :9330 Zionsville Road Indianapolis IN 46268 U.S.A.
(72)**Name of Inventor :**
1)YERKES Carla
2)MANN Richard K.
3)SCHMITZER Paul R.
4)SATCHIVI Norbert M.

(57) Abstract :
A synergistic herbicidal composition containing (a) a compound offbrmula (I): 4-amino-3-chloro5-fluorc-6-(4- chloro-2-fluoro-3-methoxyphenyl)pyridine-2carboxylic acid or a derivative thereof, or an agriculturally acceptable salt or ester t e e of and (b) an imidazolinone, including but not limited to imazethapyr ammonium, imazamox ammonium, imazapic ammonium, imazapyr isopropylamine salt, imazamethabenz-methyl and jmazaquin isopropylamine salt, provide control of undesirable vegetation e.g., in direct-seeded rice, water-seeded rice, transplanted rice, cereals, wheat, barley, oats, rye, sorghum, com or maize, sugarcane, sunflower, oilseed rape, canola, sugar beet, soybean, cotton, pineapple, vegetables, pastures, grasslands, rangelands, fallowland, turf, tree and vine orchards, aquatics, plantation crops, vegetables, industrial vegetation management (IVM) and rights of way (ROW).

No. of Pages : 72 No. of Claims : 13

(12) PATENT APPLICATION PUBLICATION
(19) INDIA
(22) Date of filing of Application :18/02/2015
(21) Application No.1316/DELNP/2015 A
(43) Publication Date : 03/07/2015

(54) Title of the invention : A METHOD FOR DETERMINING A STICKINESS TEMPERATURE OF A RESIN

(51) International classification :G01N33/44,G01N3/22,G01N11/14
(31) Priority Document No :61/698286
(32) Priority Date :07/09/2012
(33) Name of priority country :U.S.A.
(86) International Application No :PCT/US2013/058002
Filing Date :04/09/2013
(87) International Publication No :WO 2014/039522
(61) Patent of Addition to Application Number :NA
Filing Date :NA
(62) Divisional to Application Number :NA
Filing Date :NA

(71)**Name of Applicant :**
1)UNIVATION TECHNOLOGIES LLC
Address of Applicant :5555 San Felipe Suite 1950 Houston TX 77056 U.S.A.
(72)**Name of Inventor :**
1)HARI Abarajith S.
2)SAVATSKY Bruce J.
3)GLOWCZWSKI David M.
4)CAO Xianyi

(57) Abstract :
Methods and systems for controlling a polymerization reactor in a non sticking regime are disclosed. An exemplary method includes measuring parameters for the polymerization reaction including a reactor temperature and a concentration of an induced condensing agent (ICA) in a polymerization reactor. An equivalent partial pressure ((PICA)equiv) of the ICA is calculated. The polymerization reactor operation is located in a two dimension space defined by a reactor temperature dimension and a ((PICA)equiv) dimension. The location in the two dimensional space is compared to an non sticking regime defined as the space between an upper temperature limit (UTL) curve and a lower temperature limit (LTL) curve. Parameters of the polymerization reactor are adjusted to keep the reactor within the non sticking regime.

No. of Pages : 56 No. of Claims : 22

(12) PATENT APPLICATION PUBLICATION
(21) Application No.1317/DELNP/2015 A
(19) INDIA
(22) Date of filing of Application :18/02/2015
(43) Publication Date : 03/07/2015

(54) Title of the invention : METHOD OF CONTROLLING A PERMANENT MAGNET MOTOR AND CORRESPONDING SYSTEM

(51) International classification :H02P21/12
(31) Priority Document No :1258211
(32) Priority Date :04/09/2012
(33) Name of priority country :France
(86) International Application No :PCT/FR2013/051635
Filing Date :09/07/2013
(87) International Publication No :WO 2014/037635
(61) Patent of Addition to Application Number :NA
Filing Date :NA
(62) Divisional to Application Number :NA
Filing Date :NA

(71)**Name of Applicant :**
1)RENAULT S.A.S.
Address of Applicant :13 15 quai Le Gallo F 92100 Boulogne billancourt France
(72)**Name of Inventor :**
1)MALOUM Abdelmalek

(57) Abstract :
The invention relates to a method for controlling a motor propulsion unit comprising a motor furnished with a permanent magnet rotor and with a stator said method comprising a step (ER) of regulating the currents of the stator so that they attain their setpoints by virtue of control signals (Vd, Vq) said currents to be regulated and said control signals (Vd, Vq) being expressed in a rotating reference frame comprising a plurality of axes characterized in that said regulating step (ER) comprises for each of the axes of said plurality of axes a step (E3) of applying to the current to be regulated on this axis a linear operator differing as a function of the value of the current to be regulated with respect to its setpoint the result of the application of the linear operator being a control signal (Vd, Vq) on this axis.

No. of Pages : 24 No. of Claims : 10

(12) PATENT APPLICATION PUBLICATION
(21) Application No.1318/DELNP/2015 A
(19) INDIA
(22) Date of filing of Application :18/02/2015
(43) Publication Date : 03/07/2015

(54) Title of the invention : WORK MACHINE AND MANAGEMENT SYSTEM FOR WORK MACHINE

(51) International classification :H04L29/02,G07C3/00
(31) Priority Document No :NA
(32) Priority Date :NA
(33) Name of priority country :NA
(86) International Application No :PCT/JP2013/081216
Filing Date :19/11/2013
(87) International Publication No :WO 2015/029268
(61) Patent of Addition to Application Number :NA
Filing Date :NA
(62) Divisional to Application Number :NA
Filing Date :NA

(71)**Name of Applicant :**
1)KOMATSU LTD.
Address of Applicant :2 3 6 Akasaka Minato ku Tokyo 1078414 Japan
(72)**Name of Inventor :**
1)YAMANOBE Hiroo
2)TADA Shigeyuki
3)MORITA Junya
4)KOMORI Shinya

(57) Abstract :
A work machine (MC) includes an information generation unit (21A) a division unit (21B) an information assignment unit (21C) and a communication device (24). The information generation unit (21A) generates work machine information pertaining to the work machine (MC). The division unit (21B) divides the work machine information into units of a prescribed data volume generating divided work machine information. The information assignment unit (21C) assigns to the divided work machine information attribute information representing the attributes of the divided work machine information. The communication device (24) transmits the work machine information or the divided work machine information to which the attribute information has been assigned outside of the work machine (MC).

No. of Pages : 55 No. of Claims : 10

(12) PATENT APPLICATION PUBLICATION
(21) Application No.1382/DELNP/2015 A
(19) INDIA
(22) Date of filing of Application :19/02/2015
(43) Publication Date : 03/07/2015

(54) Title of the invention : HERBICIDAL COMPOSTIONS COMPRISING 4-AMINO-3-CHLORO-5-FLUORO-6-(4-CHLORO-2-FLUORO-3-METHOXYPHENYL) PYRIDINE-2-CARBOXYLIC ACID OR A DERIVATIVE THEREOF AND BROMOBUTIDE, DAIMURON, OXAZICLOMEFONE OR PYRIBUTICARB

(51) International classification	:A01N43/40,A01N37/18,A01N47/30
(31) Priority Document No	:61/675077
(32) Priority Date	:24/07/2012
(33) Name of priority country	:U.S.A.
(86) International Application No	:PCT/US2013/051296
Filing Date	:19/07/2013
(87) International Publication No	:WO 2014/018392
(61) Patent of Addition to Application Number	:NA
Filing Date	:NA
(62) Divisional to Application Number	:NA
Filing Date	:NA

(71)**Name of Applicant :**
1)DOW AGROSCIENCES LLC
Address of Applicant :9330 Zionsville Road Indianapolis IN 46268 U.S.A.
(72)**Name of Inventor :**
1)YERKES Carla N.
2)MANN Richard K.

(57) Abstract :
Provided herein are synergistic herbicidal compositions containing (a) a compound of formula (I): or an agriculturally acceptable salt or ester thereof and (b) bromobutide, daimuron, oxaziclomefone or pyributicarb, or an agriculturally acceptable salt thereof. The compositions and methods provide control of undesirable vegetation, e.g., in direct-seeded, water-seeded and trans planted rice, cereals, wheat, barley, oats, rye, sorghum, corn or maize, sugarcane, sunflower, oilseed rape, canola, sugar beet, soy bean, cotton, pineapple, pastures, grasslands, rangelands, fallowland, turf, tree and vine orchards, aquatics, plantation crops, veget ables, industrial vegetation management (TVM) or rights of way (ROW).

No. of Pages : 47 No. of Claims : 11

(12) PATENT APPLICATION PUBLICATION
(19) INDIA
(22) Date of filing of Application :16/02/2015
(21) Application No.1260/DELNP/2015 A
(43) Publication Date : 03/07/2015

(54) Title of the invention : MACHINE TOOL

(51) International classification :B23Q3/12,B23B31/117
(31) Priority Document No :2012189439
(32) Priority Date :30/08/2012
(33) Name of priority country :Japan
(86) International Application No :PCT/JP2013/066917
Filing Date :20/06/2013
(87) International Publication No :WO 2014/034231
(61) Patent of Addition to Application Number :NA
Filing Date :NA
(62) Divisional to Application Number :NA
Filing Date :NA

(71)**Name of Applicant :**
1)MITSUBISHI HEAVY INDUSTRIES LTD.
Address of Applicant :16 5 Konan 2 chome Minato ku Tokyo 1088215 Japan
(72)**Name of Inventor :**
1)KUME Takayuki

(57) Abstract :
A machine tool on which a tool unit (9) is attached to a main shaft via an attachment (8) wherein: the attachment has a cylinder (60) fixed to the main shaft (7) and a piston (70) slidably held on the cylinder (60); the cylinder (60) has a plurality of spherical bodies (110) capable of projecting in the radial direction of the cylinder (60); the piston (70) has an abutment face (71) that causes the spherical bodies (110) to project in the radial direction of the cylinder (60) when the piston slides toward one side with respect to the cylinder (60); and the tool unit (9) has a projection inclined face (41) projecting in the radial direction of the tool unit (9) and is coupled to the attachment (8) by way of the projection inclined face (41) being in pressing contact with the spherical bodies (110) that were caused to project by the piston (70) sliding toward the one side.

No. of Pages : 30 No. of Claims : 4

(12) PATENT APPLICATION PUBLICATION
(19) INDIA
(22) Date of filing of Application :18/02/2015
(21) Application No.1320/DELNP/2015 A
(43) Publication Date : 03/07/2015

(54) Title of the invention : PROCESS FOR PREPARING SEBACIC ACID

(51) International classification :C12P7/64,C07C55/20,C07C59/147
(31) Priority Document No :12183534.2
(32) Priority Date :07/09/2012
(33) Name of priority country :EPO
(86) International Application No :PCT/EP2013/068144
Filing Date :03/09/2013
(87) International Publication No :WO 2014/037328
(61) Patent of Addition to Application Number :NA
Filing Date :NA
(62) Divisional to Application Number :NA
Filing Date :NA

(71)**Name of Applicant :**
1)BASF SE
Address of Applicant :67056 Ludwigshafen Germany
(72)**Name of Inventor :**
1)PIATESI Andrea
2)BALDENIUS Kai Uwe
3)DITRICH Klaus
4)KINDLER Alois
5)ZAJACZKOWSKI FISCHER Marta
6)B–HLING Ralf
7)REHFINGER Alwin

(57) Abstract :
A process for preparing sebacic acid by reacting in a first step (i) linoleic acid with water catalyzed by an oleate hydratase to formlO-hydroxy-12-octadecenoic acid, in a second step (ii) pyrolysing the lO-hydroxy-12-octadecenoic acid to 1-octene and 10-oxo-decanoic acid and in a third step (iii) oxidizing the 10-oxo-decanoic acid to sebacic acid.

No. of Pages : 25 No. of Claims : 9

(12) PATENT APPLICATION PUBLICATION
(21) Application No.1321/DELNP/2015 A
(19) INDIA
(22) Date of filing of Application :18/02/2015
(43) Publication Date : 03/07/2015

(54) Title of the invention : GENERATION OF CARTILAGE EX VIVO FROM FIBROBLASTS

(51) International classification :A61L27/00
(31) Priority Document No :61/681731
(32) Priority Date :10/08/2012
(33) Name of priority country :U.S.A.
(86) International Application No :PCT/US2013/054158
Filing Date :08/08/2013
(87) International Publication No :WO 2014/026012
(61) Patent of Addition to Application Number :NA
Filing Date :NA
(62) Divisional to Application Number :NA
Filing Date :NA

(71)**Name of Applicant :**
1)ADVANCED MEDICAL TECHNOLOGIES LLC
Address of Applicant :17006 Evergreen Elm Way Houston TX 77059 U.S.A.
(72)**Name of Inventor :**
1)OHEERON Pete

(57) Abstract :
Embodiments of the invention encompass the ex vivo production of cartilage from chondrocytes differentiated from fibroblasts or stem cells. In particular embodiments fibroblasts are subjected to conditions to produce chondrocytes in the form of cartilage tissue for example cartilage having a desired shape. In at least some embodiments a mold for the desired shape of the cartilage is produced from imaging of a body region of an individual in need thereof and the fibroblasts are seeded in the mold with particular conditions.

No. of Pages : 18 No. of Claims : 19

(12) PATENT APPLICATION PUBLICATION
(21) Application No.1387/DELNP/2015 A
(19) INDIA
(22) Date of filing of Application :19/02/2015
(43) Publication Date : 03/07/2015

(54) Title of the invention : HERBICIDAL COMPOSITIONS COMPRISING 4 AMINO 3 CHLORO 5 FLUORO 6 (4 CHLORO 2 FLUORO 3 METHOXYPHENYL) PYRIDINE 2 CARBOXYLIC ACID

(51) International classification :A01N43/40
(31) Priority Document No :61/675037
(32) Priority Date :24/07/2012
(33) Name of priority country :U.S.A.
(86) International Application No :PCT/US2013/051289
Filing Date :19/07/2013
(87) International Publication No :WO 2014/018390
(61) Patent of Addition to Application Number :NA
Filing Date :NA
(62) Divisional to Application Number :NA
Filing Date :NA

(71)**Name of Applicant :**
1)DOW AGROSCIENCES LLC
Address of Applicant :9330 Zionsville Road Indianapolis IN 46268 U.S.A.
(72)**Name of Inventor :**
1)MANN Richard K.
2)YERKES Carla N.
3)SATCHIVI Norbert M.
4)WEIMER Monte R.
5)CARRANZA GARZON Nelson M.

(57) Abstract :
Provided herein are synergistic herbicidal compositions containing (a) a compound of formula (I): 4-amino-3-chloro-5- fluoro -6-(4-chloro -2-fluoro -3-methoxyphenyl) pyridine-2-carboxylic acid, or an agriculturally acceptable salt or ester thereof and (b) triazolopyrimidine sulfonamides, including, but not limited to, cloransulam-methyl, diclosulam, florasulam, flumetsulam, metosulam, penoxsulam, and pyroxsulam. The compositions provide con trol of undesirable vegetation, e.g., in direct-seeded, water-seeded and transplanted rice, cereals, wheat, barley, oats, rye, sorghum, corn/maize, sugarcane, sunflower, oilseed rape, canola sugar beet, soybean, cotton, pineapple, pastures, grasslands, rangelands, fallowland, turf, tree and vine orchards, aquatics, plantation crops, vegetables, industrial vegetation management (rVM) and rights of way (ROW).

No. of Pages : 66 No. of Claims : 13

(12) PATENT APPLICATION PUBLICATION
(21) Application No.1388/DELNP/2015 A
(19) INDIA
(22) Date of filing of Application :19/02/2015
(43) Publication Date : 03/07/2015

(54) Title of the invention : HERBICIDAL COMPOSITIONS COMPRISING 4-AMINO-3-CHLORO-5-FLUORO-6-(4-CHLORO-2-FLUORO-3- METHOXYPHENYL) PYRIDINE -2-CARBOXYLIC ACID

(51) International classification :A01N43/40
(31) Priority Document No :61/675083
(32) Priority Date :24/07/2012
(33) Name of priority country :U.S.A.
(86) International Application No :PCT/US2013/051318
Filing Date :19/07/2013
(87) International Publication No :WO 2014/018406
(61) Patent of Addition to Application Number :NA
Filing Date :NA
(62) Divisional to Application Number :NA
Filing Date :NA

(71)**Name of Applicant :**
1)DOW AGROSCIENCES LLC
Address of Applicant :9330 Zionsville Road Indianapolis IN 46268 U.S.A.
(72)**Name of Inventor :**
1)YERKES Carla N.
2)MANN Richard K.
3)SCHMITZER Paul R.

(57) Abstract :
Provided herein are synergistic herbicidal compositions containing (a) a compound of formula (I): 4-amino-3-chloro- 5-fluoro-6-(4-chloro-2-fluoro-3-methoxyphenyl)pyridine-2-carboxylic acid or a derivative thereof, or an agriculturally acceptable salt or ester thereof and (b) glufosinate-ammonium, glyphosate dimethylammonium, glyphosate isopropylammonium, glyphosate trimesium, glufosinate or glyphosate, or an agriculturally acceptable derivative thereof. The methods and compositions herein provide control of undesirable vegetation, e.g., in direct-seeded, water-seeded and transplanted rice, cereals, wheat, barley, oats, rye, sorghum, com or maize, sugarcane, sunflower, oilseed rape, canola, sugar beet, soybean, cotton, pineapple, vegetables, pastures, grasslands, rangelands, fallowland, turf, tree and vine orchards, plantation crops, aquatics, industrial vegetation management (IVM) or rights of way (ROW).

No. of Pages : 64 No. of Claims : 11

(12) PATENT APPLICATION PUBLICATION
(19) INDIA
(22) Date of filing of Application :17/02/2015
(21) Application No.1264/DELNP/2015 A
(43) Publication Date : 03/07/2015

(54) Title of the invention : METHOD FOR PURIFYING ACETONITRILE

(51) International classification	:C07C253/34,C07C253/26,C07C255/03
(31) Priority Document No	:2012192215
(32) Priority Date	:31/08/2012
(33) Name of priority country	:Japan
(86) International Application No	:PCT/JP2013/072323
Filing Date	:21/08/2013
(87) International Publication No	:WO 2014/034500
(61) Patent of Addition to Application Number	:NA
Filing Date	:NA
(62) Divisional to Application Number	:NA
Filing Date	:NA

(71)**Name of Applicant :**
1)ASAHI KASEI CHEMICALS CORPORATION
Address of Applicant :1-105 Kanda Jinbocho Chiyoda ku Tokyo 1018101 Japan
(72)**Name of Inventor :**
1)SANO Kazuhiko
2)ITO Takamasa

(57) Abstract :
This method for purifying acetonitrile comprises: a step for obtaining a reaction liquid by supplying an alkali and crude acetonitrile which has been obtained by an ammoxidation reaction into a reaction tank; a step for obtaining a liquid distillate by subjecting the reaction liquid to distillation; and a step for supplying acetamide and/or acetic acid into the reaction tank.

No. of Pages : 59 No. of Claims : 5

(12) PATENT APPLICATION PUBLICATION
(19) INDIA
(22) Date of filing of Application :17/02/2015

(21) Application No.1265/DELNP/2015 A
(43) Publication Date : 03/07/2015

(54) Title of the invention : PRESSURE MEASUREMENT UNIT FOR DETERMINING FLUID PRESSURE WITHIN A MEDICAL FLUID DISPENSING DEVICE

(51) International classification	:A61M5/142,G01L19/00,A61M5/168
(31) Priority Document No	:12178990.3
(32) Priority Date	:02/08/2012
(33) Name of priority country	:EPO
(86) International Application No	:PCT/IB2013/056108
Filing Date	:25/07/2013
(87) International Publication No	:WO 2014/020501
(61) Patent of Addition to Application Number	:NA
Filing Date	:NA
(62) Divisional to Application Number	:NA
Filing Date	:NA

(71)**Name of Applicant :**
1)DEBIOTECH S.A.
Address of Applicant :Immeuble Le Portique Av. de Svelin 28 CH 1004 Lausanne Switzerland
(72)**Name of Inventor :**
1)MAGNENAT Olivier
2)CUENI Reto

(57) Abstract :
A fluid container for a medical fluid dispensing device comprises a rigid body (3) for delimiting with the inside part of its wall a volume of the medical fluid and a membrane (5) that covers at least an opening of the rigid body thereby creating a fluid tight lid the opening corresponding to a measurement area and the membrane further covers a portion of an outside part of the rigid body s wall. The membrane comprises a flexible measurement part (11) corresponding to the opening of the rigid body an attachment part (13) that is fixed to the rigid body and a second part (12) that connects the flexible measurement part to the attachment part and which comprises a rigid part (14) an upper part of which is connected to the flexible measurement part and the rigid part further comprising a sealing surface (18) and a deformable part (15) which connects the rigid part to the attachment part. The fluid container further comprises a first gap (17) located between the rigid part and the rigid body which is dimensioned to receive at least a part of the rigid part in a case when a force is applied onto the sealing surface and causes the deformable part to deform.

No. of Pages : 23 No. of Claims : 6

(12) PATENT APPLICATION PUBLICATION
(21) Application No.1327/DELNP/2015 A
(19) INDIA
(22) Date of filing of Application :18/02/2015
(43) Publication Date : 03/07/2015

(54) Title of the invention : MANUFACTURING FACILITY LINE AND THERMOELECTRIC POWER GENERATION METHOD

(51) International classification :B21B45/00,B21B1/26,H01L35/32
(31) Priority Document No :2012214934
(32) Priority Date :27/09/2012
(33) Name of priority country :Japan
(86) International Application No :PCT/JP2013/005747
Filing Date :26/09/2013
(87) International Publication No :WO 2014/050126
(61) Patent of Addition to Application Number :NA
Filing Date :NA
(62) Divisional to Application Number :NA
Filing Date :NA

(71)**Name of Applicant :**
1)JFE STEEL CORPORATION
Address of Applicant :2 3 Uchisaiwai cho 2 chome Chiyoda ku Tokyo 1000011 Japan
(72)**Name of Inventor :**
1)KUROKI Takashi
2)KABEYA Kazuhisa
3)FUJIBAYASHI Akio

(57) Abstract :
According to the present invention a thermoelectric power generation device having thermoelectric power generation units is provided to a manufacturing facility line the thermoelectric power generation units face heat sources and are disposed in accordance with the temperature of at least one of the heat sources and/or the output of the thermoelectric power generation units. As a result a manufacturing facility line in which heat sources are moved can be achieved with which thermal energy of the heat sources having fluctuating emission states can be efficiently converted into electrical energy and recovered.

No. of Pages : 53 No. of Claims : 23

(12) PATENT APPLICATION PUBLICATION
(19) INDIA
(22) Date of filing of Application :18/02/2015

(21) Application No.1328/DELNP/2015 A
(43) Publication Date : 03/07/2015

(54) Title of the invention : DIHYDROPYRROLIDINO PYRIMIDINES AS KINASE INHIBITORS

(51) International classification :C07D487/04,C07D207/36,A61K31/519
(31) Priority Document No :61/702981
(32) Priority Date :19/09/2012
(33) Name of priority country :U.S.A.
(86) International Application No :PCT/US2013/060032
Filing Date :17/09/2013
(87) International Publication No :WO 2014/047020
(61) Patent of Addition to Application Number :NA
Filing Date :NA
(62) Divisional to Application Number :NA
Filing Date :NA

(71)**Name of Applicant :**
1)NOVARTIS AG
Address of Applicant :Lichtstrasse 35 CH 4056 Basel Switzerland
(72)**Name of Inventor :**
1)DILLON Michael Patrick
2)LINDVALL Mika
3)POON Daniel
4)RAMURTHY Savithri
5)RAUNIYAR Vivek
6)SHAFER Cynthia
7)SUBRAMANIAN Sharadha
8)TANNER Huw

(57) Abstract :
The present invention provides compounds of Formula (I) and pharmaceutically acceptable salts thereof; as further described herein. The present invention further provides pharmaceutical compositions comprising these compounds and combinations comprising these compounds combined with or used with a therapeutic co agent as well as therapeutic uses of these compounds and compositions. These are useful in the treatment of diseases such as cancer that are associated with activation of ERKl and/or ERK2 and especially for MAPK pathway dependent cancers showing resistance to Raf and/or MEK inhibitory cancer therapeutics

No. of Pages : 155 No. of Claims : 36

(12) PATENT APPLICATION PUBLICATION
(21) Application No.1393/DELNP/2015 A
(19) INDIA
(22) Date of filing of Application :19/02/2015
(43) Publication Date : 03/07/2015

(54) Title of the invention : APPARATUS AND METHOD FOR ULTRASOUND SCREENING

(51) International classification :B07B1/40,B07B1/50,B07B1/52
(31) Priority Document No :10 2012 108 529.3
(32) Priority Date :12/09/2012
(33) Name of priority country :Germany
(86) International Application No :PCT/EP2013/058129
Filing Date :18/04/2013
(87) International Publication No :WO 2014/040762
(61) Patent of Addition to Application Number :NA
Filing Date :NA
(62) Divisional to Application Number :NA
Filing Date :NA

(71)**Name of Applicant :**
1)ARTECH ULTRASONIC SYSTEMS AG
Address of Applicant :Seestr. 46 CH 8598 Bottighofen Switzerland
(72)**Name of Inventor :**
1)KISING J¼rgen

(57) Abstract :
The invention relates to an apparatus for ultrasound screening (10, 20, 30, 40) with a screen frame (11, 21, 31, 41), with a screen fabric (12, 22, 32, 42) arranged in the screen frame (11, 21, 31, 41), with at least one ultrasound converter (15, 25, 35,45) for producing ultrasonic vibrations, and with at least one means (13, 23, 33a, 33b, 43a, 43b) for introducing ultrasonic vibrations into the screen fabric (12, 22, 32, 42)) wherein the means (13, 23, 33a, 33b, 43a, 43b) for introducing ultrasonic vibrations into the screen fabric (12, 22, 32, 42) is in sound-conducting connection with the ultrasound converter (15, 25, 35, 45)) wherein at least one of the means (13, 23, 33a, 33b, 43a, 43b) for introducing ultrasonic vibrations into the screen fabric (12, 22, 32,42) is movably arranged in such a way that the location of the screen fabric (12, 22, 32, 42) at which the introduction of the ultrasonic vibrations into the screen fabric (12, 22, 32, 42) is effected by the means (13, 23, 33a, 33b, 43a, 43b) for introducing the ultrasonic vibrations into the screen fabric (12, 22, 32, 42) can be varied by movement of the means (13, 23, 33a, 33b, 43a, 43b) for introducing the ultrasonic vibrations into the screen fabric (12, 22, 32, 42) relative to the screen fabric (12, 22, 32, 42)) and to a method for ultrasound screening in which an apparatus (10, 20, 30, 40) with a screen frame (11, 21, 31, 41), with a screen fabric (12, 22, 32, 42) arranged in the screen frame (11, 21, 31, 41)) with at least one ultrasound converter (15, 25, 35, 45a, 45b) for producing ultrasonic vibrations, and with at least one means (13, 23, 33a, 33b, 43a, 43b) for introducing ultrasonic vibrations into the screen fabric (12, 22, 32, 42)) wherein the means (13, 23, 33a, 33b, 43a, 43b) for introducing ultrasonic vibrations into the screen fabric (12, 22, 32, 42) is in sound-conducting connection with the ultrasound converter (15, 25, 35, 45a, 45b), is arranged, in a screening operation, at least temporarily in a flow of the material to be screened and in which, in the course of the method, the screen fabric (12, 22, 32, 42) is excited, at least temporarily, by the means (13, 23, 33a, 33b, 43a, 43b) for introducing ultrasonic vibrations into the screen fabric (12, 22, 32, 42)) wherein, during the method, the position of the means (13, 23, 33a, 33b, 43a, 43b) for introducing the ultrasonic vibrations into the screen fabric (12, 22, 32, 42) is varied relative to the screen fabric (12, 22, 32, 42) such that different points on the screen fabric (12, 22, 32, 42) are excited to undergo ultrasonic vibrations.

No. of Pages : 33 No. of Claims : 19

(12) PATENT APPLICATION PUBLICATION
(21) Application No.1259/DELNP/2015 A
(19) INDIA
(22) Date of filing of Application :16/02/2015
(43) Publication Date : 03/07/2015

(54) Title of the invention : METHODS FOR PREDICTING RISK OF DEVELOPING HYPERTENSION

(51) International classification :G01N33/68,G01N33/53
(31) Priority Document No :61/683956
(32) Priority Date :16/08/2012
(33) Name of priority country :U.S.A.
(86) International Application No :PCT/US2013/055417
Filing Date :16/08/2013
(87) International Publication No :WO 2014/028875
(61) Patent of Addition to Application Number :NA
Filing Date :NA
(62) Divisional to Application Number :NA
Filing Date :NA

(71)**Name of Applicant :**
1)CRITICAL CARE DIAGNOSTICS INC.
Address of Applicant :3030 Bunker Hill Street Suite 117A San Diego California 92109 U.S.A.
(72)**Name of Inventor :**
1)SNIDER James V.

(57) Abstract :
Methods using biomarkers e.g. serum levels of ST2 to predict risk of developing hypertension as well as methods for treating subjects to reduce the risk of developing hypertension and methods for selecting and/or stratifying subjects for clinical trials of treatments to reduce the risk of hypertension.

No. of Pages : 32 No. of Claims : 23

(12) PATENT APPLICATION PUBLICATION
(19) INDIA
(22) Date of filing of Application :18/02/2015
(21) Application No.1322/DELNP/2015 A
(43) Publication Date : 03/07/2015

(54) Title of the invention : STABILIZED MULTIPHASE AQUEOUS COMPOSITIONS

(51) International classification	:A23L1/0534,A61K47/38,A61K8/06
(31) Priority Document No	:61/677582
(32) Priority Date	:31/07/2012
(33) Name of priority country	:U.S.A.
(86) International Application No	:PCT/US2013/052275
Filing Date	:26/07/2013
(87) International Publication No	:WO 2014/105218
(61) Patent of Addition to Application Number	:NA
Filing Date	:NA
(62) Divisional to Application Number	:NA
Filing Date	:NA

(71)**Name of Applicant :**
1)HERCULES INCORPORATED
Address of Applicant :500 Hercules Road Wilmington DE 19808 U.S.A.
(72)**Name of Inventor :**
1)BAKEEV Kirill N.
2)HUEBNER Brian John
3)KROON Gijsber
4)NUUTINEN Tuttu Maria

(57) Abstract :
Aqueous multiphase compositions are stabilized using a blend of cellulose ether and nanocrystalline cellulose. The multiphase compositions can include particulates dispersed in water oil in water emulsions foams and combinations of these systems. The blend can be used to stabilize aqueous paint systems personal care products such as shampoos and detergents formed as oil in water emulsions and foaming products such as detergents shampoos other personal care products and edible compositions such as whip cream substitutes. Further this blend can reduce or eliminate the need for surfactants in many of these multiphase compositions.

No. of Pages : 23 No. of Claims : 28

(12) PATENT APPLICATION PUBLICATION
(21) Application No.1323/DELNP/2015 A
(19) INDIA
(22) Date of filing of Application :18/02/2015
(43) Publication Date : 03/07/2015

(54) Title of the invention : BIOMASS BOILER SLAG BURNING APPARATUS

(51) International classification :F23J1/02,F23H1/02,B09B1/00
(31) Priority Document No :201210260895.3
(32) Priority Date :25/07/2012
(33) Name of priority country :China
(86) International Application No :PCT/CN2013/079595
Filing Date :18/07/2013
(87) International Publication No :WO 2014/015762
(61) Patent of Addition to Application Number :NA
Filing Date :NA
(62) Divisional to Application Number :NA
Filing Date :NA

(71)**Name of Applicant :**
1)BEIJING GUODIAN FUTONG SCIENCE AND TECHNOLOGY DEVELOPMENT CO. LTD.
Address of Applicant :ABP 14 Building No.188 Nansihuan Xi Road Fengtai District Beijing 100070 China
(72)**Name of Inventor :**
1)LIU Zhenqiang
2)YU Qian
3)WANG Yuwei
4)ZHANG Jing
5)TIAN Hua

(57) Abstract :
A biomass boiler slag burning apparatus comprising: a slag trough (1) provided at a lower end of a grate (2) and a slag discharging machine (3) provided below the slag trough (1); wherein a horizontally movable slag burning bed (4) is provided between the slag trough (1) and the slag discharging machine (3) the slag burning bed (4) is a cavity and is connected to a combustion supporting gas and a top surface of the slag burning bed (4) is provided with several air outlets (51); a slag scrapping component is provided on the slag trough (1) at a position near an outlet side of the slag burning bed (4); the slag burning bed (4) moves between a slag burning position and a slag discharging position when the slag burning bed (4) is in the slag burning position a top end of the slag burning bed (4) is engaged with a bottom end of the slag trough (1) and the top surface of the slag burning bed (4) receives slag burnt on the grate (2); and when the slag burning bed (4) is in the slag discharging position the slag burning bed (4) is separated from the slag trough (1) the slag trough (1) communicates with the slag discharging machine (3) and completely burnt slag falls onto the slag discharging machine (3). The slag burning apparatus solves the technical problems of incomplete combustion of fuels and slag accumulation in existing biomass boilers.

No. of Pages : 21 No. of Claims : 14

(12) PATENT APPLICATION PUBLICATION
(21) Application No.1390/DELNP/2015 A
(19) INDIA
(22) Date of filing of Application :19/02/2015
(43) Publication Date : 03/07/2015

(54) Title of the invention : SELECTIVELY LEACHED POLYCRYSTALLINE STRUCTURES FOR CUTTING ELEMENTS OF DRILL BITS

(51) International classification :C30B28/00,C30B29/04,E21B10/46
(31) Priority Document No :61/698558
(32) Priority Date :07/09/2012
(33) Name of priority country :U.S.A.
(86) International Application No :PCT/US2013/058222
Filing Date :05/09/2013
(87) International Publication No :WO 2014/039649
(61) Patent of Addition to Application Number :NA
Filing Date :NA
(62) Divisional to Application Number :NA
Filing Date :NA

(71)**Name of Applicant :**
1)ULTERRA DRILLING TECHNOLOGIES L.P.
Address of Applicant :420 Throckmorton Street Suite 1110 Fort Worth Texas 76102 U.S.A.
(72)**Name of Inventor :**
1)MUMMA Matthew Douglas
2)MURDOCK Andrew David
3)CLEGG John Martin
4)DUBOSE William Henry
5)BOWDEN Neal Alan

(57) Abstract :
The rate of leaching of a polycrystalline diamond (PCD) cutting layer for cutting elements or other wear parts is varied by introduction into the PCD of an additive prior to leaching. Selective introduction of the additive into one or more regions of a PCD cutting structure allows controlling leaching rates of selective leaching of parts of the PCD structure which allows for creating of a boundary between the leached and non leached regions of a PCD structure to be made so that is not parallel to the surface or surfaces exposed to the leaching solution. The additive is comprised of a material that increases the permeability of the PCD or acceptance of the PCD to the leaching solution such as a hydrophile.

No. of Pages : 27 No. of Claims : 39

(12) PATENT APPLICATION PUBLICATION
(21) Application No.1270/DELNP/2015 A
(19) INDIA
(22) Date of filing of Application :17/02/2015
(43) Publication Date : 03/07/2015

(54) Title of the invention : ROTARY STEERABLE DRILLING SYSTEM

(51) International classification :E21B7/04,E21B17/02
(31) Priority Document No :NA
(32) Priority Date :NA
(33) Name of priority country :NA
(86) International Application No :PCT/US2012/055327
Filing Date :14/09/2012
(87) International Publication No :WO 2014/042644
(61) Patent of Addition to Application Number :NA
Filing Date :NA
(62) Divisional to Application Number :NA
Filing Date :NA

(71)**Name of Applicant :**
1)HALLIBURTON ENERGY SERVICES INC.
Address of Applicant :10200 Bellaire Blvd. Houston Texas 77072 U.S.A.
(72)**Name of Inventor :**
1)SAVAGE John Keith
2)WINSLOW Daniel Martin

(57) Abstract :
A rotary steerable drilling system includes a housing a drive shaft passing through the housing a shaft/housing locking mechanism disposed to selectively engage the drive shaft and the housing and an anti rotation mechanism disposed to engage a wellbore wall. Shaft/housing locking mechanism includes a first configuration in which rotation of the drive shaft is independent of the housing and a second configuration in which rotation of the drive shaft causes rotation of the housing. Anti rotation mechanism includes a first configuration in which the anti rotation mechanism extends radially relative to the drive shaft and a second configuration in which the anti rotation mechanism retracts from engagement with the wellbore wall. A timing mechanism may be employed to transition the anti rotation mechanism from the first configuration to the second configuration before the shaft/housing locking mechanism transitions from the first configuration to the second configuration.

No. of Pages : 49 No. of Claims : 20

(12) PATENT APPLICATION PUBLICATION
(21) Application No.1330/DELNP/2015 A
(19) INDIA
(22) Date of filing of Application :18/02/2015
(43) Publication Date : 03/07/2015

(54) Title of the invention : PREPARATION OF TRIHALIDE ANION EXCHANGE RESINS REVERSIBLE ADSORPTION AND CHLORINATION REACTIONS USING ION EXCHANGE RESINS

(51) International classification :C08F8/18,C08F14/00,C08L27/00
(31) Priority Document No :61/682368
(32) Priority Date :13/08/2012
(33) Name of priority country :U.S.A.
(86) International Application No :PCT/US2013/054724
Filing Date :13/08/2013
(87) International Publication No :WO 2014/028485
(61) Patent of Addition to Application Number :NA
Filing Date :NA
(62) Divisional to Application Number :NA
Filing Date :NA

(71)**Name of Applicant :**
1)UNIVERSITY OF FLORIDA RESEARCH FOUNDATION INC.
Address of Applicant :223 Grinter Hall Gainesville FL 32611 U.S.A.
(72)**Name of Inventor :**
1)RICHARDSON David Ernest

(57) Abstract :
A method of preparing a trihalide resin, where a trihalide ion solution is contacted with a styrene divinylbenzene polymer resin having polymer bonded -ER3+X- groups where E is N, P, or As, R is a hydrocarbon group and X is CI, Br, or I . The trihalide ion can be CI3-, Br3- or I3-. A trichloride resin and a method of preparing the trichloride resin, where a styrene divinylbenzene polymer resin having polymer bonded -ER3+ CI- groups is contac ted with chlorine. The trichloride resin can be used as a solid equi valent of chlorine gas. Formation of the styrene divinylbenzene resin comprising -ER3+C 1- units can be used to scavenge chlorine from a gas or liquid to form the styrene divinylbenzene resin comprising - ER3+C13- units.

No. of Pages : 19 No. of Claims : 32

(12) PATENT APPLICATION PUBLICATION
(19) INDIA
(22) Date of filing of Application :18/02/2015
(21) Application No.1331/DELNP/2015 A
(43) Publication Date : 03/07/2015

(54) Title of the invention : IMPROVED PROCESS FOR MANUFACTURING 5 (2 6 DI 4 MORPHOLINYL 4 PYRIMIDINYL) 4 TRIFLUOROMETHYLPYRIDIN 2 AMINE

(51) International classification :C07D401/14,C07D401/04,C07D239/28
(31) Priority Document No :61/717237
(32) Priority Date :23/10/2012
(33) Name of priority country :U.S.A.
(86) International Application No :PCT/EP2013/071996
Filing Date :21/10/2013
(87) International Publication No :WO 2014/064058
(61) Patent of Addition to Application Number :NA
Filing Date :NA
(62) Divisional to Application Number :NA
Filing Date :NA

(71)**Name of Applicant :**
1)NOVARTIS AG
Address of Applicant :Lichtstrasse 35 CH 4056 Basel Switzerland
(72)**Name of Inventor :**
1)FLUBACHER Dietmar
2)BIERI Nicole
3)ACEMOGLU Murat
4)MICHEL Pascal
5)MOSE Rasmus
6)STETTLER Hans
7)TESTA Maria Caterina
8)BROZIO Jrg
9)SCHAEFER Frank

(57) Abstract :
The invention discloses improved processes for manufacturing a compound, 5-(2,6-Di-4-morpholinyl-4-pyrimidinyl)- 4-trifluoromethylpyridin-2-amine, its monohydrochloride salt and intermediates thereof.

No. of Pages : 45 No. of Claims : 16

(12) PATENT APPLICATION PUBLICATION
(21) Application No.1398/DELNP/2015 A
(19) INDIA
(22) Date of filing of Application :19/02/2015
(43) Publication Date : 03/07/2015

(54) Title of the invention : TERMINAL AND SERVER PERFORMING DATA SYNCHRONIZATION

(51) International classification :G06F15/16,G06F17/00
(31) Priority Document No :1020120082581
(32) Priority Date :27/07/2012
(33) Name of priority country :Republic of Korea
(86) International Application No :PCT/KR2013/006792
Filing Date :29/07/2013
(87) International Publication No :WO 2014/017882
(61) Patent of Addition to Application Number :NA
Filing Date :NA
(62) Divisional to Application Number :NA
Filing Date :NA

(71)**Name of Applicant :**
1)SAMSUNG ELECTRONICS CO. LTD.
Address of Applicant :129 Samsung ro Yeongtong gu Suwon si Gyeonggi do 443 742 Republic of Korea
(72)**Name of Inventor :**
1)OH Jong Taek

(57) Abstract :
Disclosed is a terminal performing data synchronization with a server or another terminal. The terminal is capable of synchronizing at least one type of preset file with a server connected through a network. The terminal can comprise: a management unit which manages first synchronization information for identifying the at least one type of file among multiple files stored in the terminal; a transmitting and receiving unit which receives second synchronization information for identifying the at least one type of file stored in the server when the transmitting and receiving unit is connected through the server and the network; and a determination unit which determines whether synchronization is required between the terminal and the server by comparing the first synchronization information and the second synchronization information.

No. of Pages : 75 No. of Claims : 15

(12) PATENT APPLICATION PUBLICATION
(19) INDIA
(22) Date of filing of Application :19/02/2015
(21) Application No.1399/DELNP/2015 A
(43) Publication Date : 03/07/2015

(54) Title of the invention : COMPONENTS PACKAGING STRUCTURE FOR PHARMACEUTICAL CONTAINERS

(51) International classification :A61M5/00,B65B7/28
(31) Priority Document No :VI2012A000215
(32) Priority Date :30/08/2012
(33) Name of priority country :Italy
(86) International Application No :PCT/IT2013/000230
Filing Date :28/08/2013
(87) International Publication No :WO 2014/033766
(61) Patent of Addition to Application Number :NA
Filing Date :NA
(62) Divisional to Application Number :NA
Filing Date :NA

(71)**Name of Applicant :**
1)STEVANATO GROUP INTERNATIONAL A.S.
Address of Applicant :Agatova 22 84403 Bratislava Slovakia
2)FEDEGARI AUTOCLAVI S.p.A.
(72)**Name of Inventor :**
1)NICOLETTI Fabiano
2)FEDEGARI Giuseppe

(57) Abstract :
A components (17) packaging structure for pharmaceutical containers comprising at least one tray (10) which has at least one open side for introducing and extracting at least one supporting shelf (11) which is parallel to a bottom plane (14) of the tray (10) and which rests in correspondence of the inner walls (15) of the tray (10); said supporting shelf (11) has a spatially predetermined distribution of first seats or cavities (13) within which closing components and/or generic accessories of said containers such as rubber caps (17) nuts (20) with crimping snap or other types of sealing nuts and/or caps are placed so that the vertical axis of each closure component is perpendicular to said bottom plane (14) of the tray (10) said structure thus constituting a guarantee of sterility and cleanliness of said closing components and/or generic accessories which are inserted in said seats or cavities (13).

No. of Pages : 20 No. of Claims : 8

(12) PATENT APPLICATION PUBLICATION
(19) INDIA
(22) Date of filing of Application :18/02/2015
(21) Application No.1338/DELNP/2015 A
(43) Publication Date : 03/07/2015

(54) Title of the invention : BATTERY COOLING SYSTEM AND METHOD FOR COOLING A BATTERY

(51) International classification :H01M10/50
(31) Priority Document No :NA
(32) Priority Date :NA
(33) Name of priority country :NA
(86) International Application No :PCT/US2012/048965
Filing Date :31/07/2012
(87) International Publication No :WO 2014/021841
(61) Patent of Addition to Application Number :NA
Filing Date :NA
(62) Divisional to Application Number :NA
Filing Date :NA

(71)**Name of Applicant :**
1)SCHNEIDER ELECTRIC IT CORPORATION
Address of Applicant :132 Fairgrounds Road West Kingston RI 02892 U.S.A.
(72)**Name of Inventor :**
1)YARRAGUNTA Suresh Reddy
2)SAMSTAD Jeffrey B.
3)SANKARANARAYANA Ravichandran

(57) Abstract :
A battery cooler for a power device includes a cabinet at least one battery disposed within an interior of the cabinet and a thermoelectric module secured to a side of the cabinet. The thermoelectric module includes a thermoelectric device having a first side disposed within the cabinet and a second side disposed outside the cabinet. Embodiments of the battery cooler and method for cooling a battery of a power device are further disclosed.

No. of Pages : 20 No. of Claims : 20

(12) PATENT APPLICATION PUBLICATION
(19) INDIA
(22) Date of filing of Application :19/02/2015
(21) Application No.1404/DELNP/2015 A
(43) Publication Date : 03/07/2015

(54) Title of the invention : MODIFIED FACTOR X POLYPEPTIDES AND USES THEREOF

(51) International classification :C07K14/435
(31) Priority Document No :61/741806
(32) Priority Date :25/07/2012
(33) Name of priority country :U.S.A.
(86) International Application No :PCT/US2013/032616
Filing Date :15/03/2013
(87) International Publication No :WO 2014/018120
(61) Patent of Addition to Application Number :NA
Filing Date :NA
(62) Divisional to Application Number :NA
Filing Date :NA

(71)**Name of Applicant :**
1)CATALYST BIOSCIENCES INC.
Address of Applicant :260 Littlefield Avenue South San Francisco CA 94080 U.S.A.
(72)**Name of Inventor :**
1)MADISON Edwin L.
2)THANOS Christopher

(57) Abstract :
Modified therapeutic proteins are provided. In particular modified Factor X polypeptides which includes the Factor X zymogen Factor Xa and other forms of Factor X and uses thereof are provided.

No. of Pages : 789 No. of Claims : 104

(12) PATENT APPLICATION PUBLICATION
(21) Application No.1405/DELNP/2015 A
(19) INDIA
(22) Date of filing of Application :19/02/2015
(43) Publication Date : 03/07/2015

(54) Title of the invention : HYBRID THERMAL PROCESS TO SEPARATE AND TRANSFORM CONTAMINATED OR UNCONTAMINATED HYDROCARBON MATERIALS INTO USEFUL PRODUCTS USES OF THE PROCESS MANUFACTURING OF THE CORRESPONDING SYSTEM AND PLANT

(51) International classification :C10G9/00,B09B3/00
(31) Priority Document No :2783608
(32) Priority Date :23/07/2012
(33) Name of priority country :Canada
(86) International Application No :PCT/CA2013/050111
Filing Date :13/02/2013
(87) International Publication No :WO 2014/015423
(61) Patent of Addition to Application Number :NA
Filing Date :NA
(62) Divisional to Application Number :NA
Filing Date :NA

(71)**Name of Applicant :**
1)ENVIROLLEA INC.
Address of Applicant :135 Silver Crest Crescent N.W. Calgary Alberta T3B 3T8 Canada
(72)**Name of Inventor :**
1)WHEELER Lucie B.
2)BERTRAND Louis

(57) Abstract :
Process for reclaiming useful products from a waste oil comprising a thermal separation step performed in a vessel at conditions of temperature and pressure allowing to substantially avoid cracking of the waste oil and to assure the separation of said heated waste oil into a first heavy oil fraction and into a second light oil fraction having in comparison with the waste oil a low content in solids and/or in other contaminants that are different from water and from inert gas. The process is further characterized in that while during the thermal separation treatment the waste oil is heated to a temperature about the boiling temperature of the heavy oil fraction and below the cracking temperature of the waste oil and at a pressure that is preferably below the atmospheric pressure the heavy oil fraction of the vapours existing the vessel in contact with a cooler surface condenses and falls back into the vessel while the second fraction in a gaseous state is eventually submitted to at least one further separation treatment. When water is present in the waste oil said water is used to improve the amount of recovered light oils; and/or when no water is present in the waste oil water or at least one inert gas or at least one component that may become an inert gas by heating may be added to the waste oil or to the thermal separation unit. Uses of the process for environmental applications and for treating used oils and to prepare oil products. Systems for reclaiming useful products from waste oils comprising at least one rotating kiln and at least one self refluxing condenser and/or at least one dephlegmator.

No. of Pages : 124 No. of Claims : 68

(12) PATENT APPLICATION PUBLICATION
(21) Application No.1406/DELNP/2015 A
(19) INDIA
(22) Date of filing of Application :20/02/2015
(43) Publication Date : 03/07/2015

(54) Title of the invention : DATA BUS ARCHITECTURE FOR INTER DATABASE DATA DISTRIBUTION

(51) International classification :G06F13/40,G06F17/30
(31) Priority Document No :13/961141
(32) Priority Date :07/08/2013
(33) Name of priority country :U.S.A.
(86) International Application No :PCT/US2014/050033
Filing Date :07/08/2014
(87) International Publication No :WO 2015/021215
(61) Patent of Addition to Application Number :NA
Filing Date :NA
(62) Divisional to Application Number :NA
Filing Date :NA

(71)**Name of Applicant :**
1)UNISYS CORPORATION
Address of Applicant :801 Lakeview Drive Suite 100 Blue Bell PA 19422 U.S.A.
(72)**Name of Inventor :**
1)GU Charlie
2)HARVEY Michael W.
3)TOLBERT Douglas M.

(57) Abstract :
Systems and methods for managing distributed data using any of a plurality of data models are disclosed. One method includes receiving a data request from one of a plurality of data base interfaces each database interface associated with a different data model type. The method further includes translating the data request to a second data request based at least in part on a data model neutral description of a data model in the data store that is associated with data and the database interface wherein the data store maintains descriptions of each of a plurality of different data models corresponding to the different data model types. The method also includes executing the second data request thereby reflecting the data request in data storage such that data is managed consistently across each of the plurality of database interfaces.

No. of Pages : 51 No. of Claims : 20

(12) PATENT APPLICATION PUBLICATION
(19) INDIA
(22) Date of filing of Application :17/02/2015
(21) Application No.1288/DELNP/2015 A
(43) Publication Date : 03/07/2015

(54) Title of the invention : FABRIC PRETREATMENT FOR DIGITAL PRINTING

(51) International classification :B41M5/52,C08G18/48,C08G18/66
(31) Priority Document No :61/697834
(32) Priority Date :07/09/2012
(33) Name of priority country :U.S.A.
(86) International Application No :PCT/US2013/056605
Filing Date :26/08/2013
(87) International Publication No :WO 2014/039306
(61) Patent of Addition to Application Number :NA
Filing Date :NA
(62) Divisional to Application Number :NA
Filing Date :NA

(71)**Name of Applicant :**
1)LUBRIZOL ADVANCED MATERIALS INC.
Address of Applicant :9911 Brecksville Road Cleveland Ohio 44141-3247 U.S.A.
(72)**Name of Inventor :**
1)PAN Yun Long
2)ANDERLE Gary A.
3)LUBNIN Alexander V.
4)ROHDE Stacy L.

(57) Abstract :
An aqueous cationic polyurethane dispersion coagulating acids and a reactive crosslinking moiety are disclosed for use as pretreatment for digital printing on substrates such as textiles and garments. The pretreatment comprises a polyurethane having properly positioned tertiary amino groups generally protonated or quaternized in combination with a reactive crosslinker coagulating acid and some di or polyvalent metal ions.

No. of Pages : 54 No. of Claims : 21

(12) PATENT APPLICATION PUBLICATION
(19) INDIA
(22) Date of filing of Application :17/02/2015
(21) Application No.1289/DELNP/2015 A
(43) Publication Date : 03/07/2015

(54) Title of the invention : VEHICLE SEAT PARTICULARLY A MOTOR VEHICLE SEAT

(51) International classification :B60N2/12,B60N2/06,B60N2/30
(31) Priority Document No :10 2012 022 862.7
(32) Priority Date :19/11/2012
(33) Name of priority country :Germany
(86) International Application No:PCT/EP2013/060860
Filing Date :27/05/2013
(87) International Publication No :WO 2014/075819
(61) Patent of Addition to Application Number :NA
Filing Date :NA
(62) Divisional to Application Number :NA
Filing Date :NA

(71)**Name of Applicant :**
1)JOHNSON CONTROLS COMPONENTS GMBH & CO. KG
Address of Applicant :Hertelsbrunnenring 2 67657 Kaiserslautern Germany
(72)**Name of Inventor :**
1)LEHMANN Marcel
2)KRAMM Lars
3)KLEIN Matthias
4)H„SSEL Thomas

(57) Abstract :
The invention relates to a vehicle seat (1), particularly a motor vehicle seat, with a seat cushion (3) and a backrest (5), a seat mechanism (10, 11, 21, 30, 30a, 30b) connecting the seat cushion (3) and/or the backrest (5) to at least one seat rail pair (13), wherein the seat rail pair (13) has two seat rails (13a, 13b) that can be displaced relatively to one another and which can be locked together by means of a rail locking mechanism, and wherein the vehicle seat (1) can be shifted by means of the seat mechanism (10, 11, 21, 30, 30a, 30b) from a use Position to a non-use Position. According to the invention, coupling means (90, 190) couple the seat mechanism (10, 11, 21, 30, 30a, 30b) and the seat locking mechanism together in such a way that a least one seat rail pair (13) is locked in the use Position and the non-use Position of the vehicle seat (1) and is unlocked in an intermediate position of the vehicle seat (1) located between the use position and the non-use position.

No. of Pages : 30 No. of Claims : 15

(12) PATENT APPLICATION PUBLICATION
(19) INDIA
(22) Date of filing of Application :18/02/2015
(21) Application No.1350/DELNP/2015 A
(43) Publication Date : 03/07/2015

(54) Title of the invention : STRUCTURE FOR MASKS

(51) International classification :G01J1/02,G01J1/06,G01V8/12
(31) Priority Document No :2012170457
(32) Priority Date :31/07/2012
(33) Name of priority country :Japan
(86) International Application No :PCT/JP2013/055323
Filing Date :28/02/2013
(87) International Publication No :WO 2014/020927
(61) Patent of Addition to Application Number :NA
Filing Date :NA
(62) Divisional to Application Number :NA
Filing Date :NA

(71)**Name of Applicant :**
1)EIZO CORPORATION
Address of Applicant :153 Shimokashiwano machi Hakusan shi Ishikawa 9248566 Japan
(72)**Name of Inventor :**
1)MINAMI Sachi
2)MIYANAGA Shuhei
3)MURATA Takashi
4)MIYAZAWA Seiji

(57) Abstract :
The structure for a mask applied to a detection face of a dual type pyroelectric sensor for improving detection sensitivity of moving bodies comprises a sheet portion obstructing infrared light and an aperture pattern made from through holes formed in the sheet portion. Using the direction of disposition of the two pyroelectric elements of the pyroelectric sensor on the detection face as the x-direction and the direction perpendicular to the x-direction on the detection face as the y-direction the aperture pattern is formed so that ratio of the infrared light irradiation range with respect to the two pyroelectric elements changes in accordance with movement of a moving body in the x-direction and y-direction respectively.

No. of Pages : 27 No. of Claims : 5

(12) PATENT APPLICATION PUBLICATION
(19) INDIA
(22) Date of filing of Application :20/02/2015
(21) Application No.1415/DELNP/2015 A
(43) Publication Date : 03/07/2015

(54) Title of the invention : METHOD OF PRODUCING A SUGAR PRODUCT FROM FRUIT

(51) International classification :A23L2/78,C12G1/02,C13K1/00
(31) Priority Document No :NA
(32) Priority Date :NA
(33) Name of priority country :NA
(86) International Application No :PCT/IB2012/054210
Filing Date :20/08/2012
(87) International Publication No :WO 2014/030030
(61) Patent of Addition to Application Number :NA
Filing Date :NA
(62) Divisional to Application Number :NA
Filing Date :NA

(71)**Name of Applicant :**
1)NATURALIA INGREDIENTS S.r.l.
Address of Applicant :Via Rosario Ballatore 5 Mazara Del Vallo Italy
(72)**Name of Inventor :**
1)FORACI Fabio
2)VALLINI Veronica

(57) Abstract :
A method of producing a sugar product from fruit the method including the steps of : a) providing a fruit juice containing glucose and fructose; b) demineralizing and decolouring the fruit juice to obtain a clarified demineralized fruit juice; c) concentrating the clarified demineralized fruit juice to obtain a concentrated clarified demineralized fruit juice; and d) separating the concentrated demineralized clarified fruit juice by chromatography to obtain at least a glucose enriched fraction and at least a fructose enriched fraction the method including after step d) a step e) of filtering the glucose enriched fraction and fructose enriched fraction on a carbon filter; and steps d) and e) being performed at a temperature of 50-70°C.

No. of Pages : 18 No. of Claims : 8

(12) PATENT APPLICATION PUBLICATION
(21) Application No.1298/DELNP/2015 A
(19) INDIA
(22) Date of filing of Application :17/02/2015
(43) Publication Date : 03/07/2015

(54) Title of the invention : MULTI LAYER LAMINATE FOR TUBES WITH AN EMBEDDED BARRIER LAYER AND TUBE PRODUCED THEREFROM AND USE OF SUCH A LAMINATE

(51) International classification :B32B7/02,B32B1/08,B65D35/10
(31) Priority Document No :10 2012 014 564.0
(32) Priority Date :23/07/2012
(33) Name of priority country :Germany
(86) International Application No :PCT/EP2013/065327
Filing Date :19/07/2013
(87) International Publication No :WO 2014/016221
(61) Patent of Addition to Application Number :NA
Filing Date :NA
(62) Divisional to Application Number :NA
Filing Date :NA

(71)**Name of Applicant :**
1)HUHTAMAKI FLEXIBLE PACKAGING GERMANY GMBH & CO. KG
Address of Applicant :Heinrich Nicolaus Strae 6, 87671 Ronsberg/Allgu Germany
(72)**Name of Inventor :**
1)HOLZMLLER Arno
2)MARZ Manfred
3)SCHR„GLE Matthias
4)WIESER Manfred
5)DAELMANS Eddy

(57) Abstract :
The invention relates to a multi layer laminate for tubes with an embedded barrier layer (50) the laminate having an outer cover layer (30a) delimiting the laminate on one side and an inner cover layer (30i) delimiting the laminate on the other side between which cover layers the barrier layer (50) is disposed the laminate having an asymmetrical structure in relation to the barrier layer (50) particularly in respect of the cover layers (30a 30i) wherein in particular a molecular orientation of the inner cover layer (30i) differs from a molecular orientation of the outer cover layer (30a) each in relation to expansion or stretching in the machine direction (MD) and transverse to the machine direction (CD). The invention further relates to a tube produced from such a laminate and the use of such a laminate.

No. of Pages : 48 No. of Claims : 14

(12) PATENT APPLICATION PUBLICATION
(21) Application No.1299/DELNP/2015 A
(19) INDIA
(22) Date of filing of Application :17/02/2015
(43) Publication Date : 03/07/2015

(54) Title of the invention : IMMUNOGLOBULIN CONSTRUCTS COMPRISING SELECTIVE PAIRING OF THE LIGHT AND HEAVY CHAINS

(51) International classification :A61K39/00
(31) Priority Document No :61/674820
(32) Priority Date :23/07/2012
(33) Name of priority country :U.S.A.
(86) International Application No :PCT/US2013/051747
Filing Date :23/07/2013
(87) International Publication No :WO 2014/018572
(61) Patent of Addition to Application Number :NA
Filing Date :NA
(62) Divisional to Application Number :NA
Filing Date :NA

(71)**Name of Applicant :**
1)ZYMEWORKS INC.
Address of Applicant :540 1385 West 8th Avenue Vancouver British Columbia V6H 3V9 Canada
(72)**Name of Inventor :**
1)DIXIT Surjit Bhimarao
2)UROSEV Dunja
3)DANGELO Igor Edmondo Paolo
4)NG Gordon Yiu Kon

(57) Abstract :
Disclosed is an isolated immunoglobulin construct comprising a first monomeric polypeptide comprising a first single chain Fv polypeptide connected to a first constant domain polypeptide; and a second monomeric polypeptide comprising a second single chain Fv polypeptide connected to a second constant domain polypeptide; each said constant domain polypeptide comprising at least one each of a CL domain a CH1 domain a CH2 domain and a CH3 domain or fragments variants or derivatives thereof; and wherein said first and second constant domain polypeptide form a Fc region.

No. of Pages : 202 No. of Claims : 57

(12) PATENT APPLICATION PUBLICATION
(19) INDIA
(22) Date of filing of Application :18/02/2015
(21) Application No.1361/DELNP/2015 A
(43) Publication Date : 03/07/2015

(54) Title of the invention : ANTIBODIES OR FUSION PROTEINS MULTIMERIZED VIA CYSTEINE MUTATION AND A MU TAILPIECE

(51) International classification :C07K16/18,C07K16/46,C07K19/00
(31) Priority Document No :61/679045
(32) Priority Date :02/08/2012
(33) Name of priority country :U.S.A.
(86) International Application No :PCT/US2013/053086
Filing Date :31/07/2013
(87) International Publication No :WO 2014/022592
(61) Patent of Addition to Application Number :NA
Filing Date :NA
(62) Divisional to Application Number :NA
Filing Date :NA

(71)**Name of Applicant :**
1)JN BIOSCIENCES LLC
Address of Applicant :320 Logue Avenue 94043 Mountain View California 94043 U.S.A.
(72)**Name of Inventor :**
1)TSURUSHITA Naoya
2)TSO J. Yun

(57) Abstract :
The invention provides constant regions incorporating a cysteine mutation and linked to a μ tailpiece and antibodies or fusion proteins incorporating the same. The constant regions include at least CH2 and CH3 regions of an IgG heavy chain constant region including a cysteine mutation and μ tailpiece. Antibodies or fusion proteins incorporating the constant regions gains the ability to form multivalent complexes e.g. pentameric or hexameric structures. Antibodies or fusion proteins incorporating the constant regions also retain IgG properties including specific binding to protein G which facilitates purification and may exhibit pH dependent FcRn binding which is associated with a relatively long in vivo half life. Depending on the isotype and subtype the nature of the antigen and presence of an additional IgG hinge domain such antibodies or fusion proteins may also have properties of specific binding to protein A and effector functions such as ADCC, CDC and opsonization.

No. of Pages : 88 No. of Claims : 46

(12) PATENT APPLICATION PUBLICATION
(21) Application No.1421/DELNP/2015 A
(19) INDIA
(22) Date of filing of Application :20/02/2015
(43) Publication Date : 03/07/2015

(54) Title of the invention : PACKAGED FROZEN NOODLE FOR MICROWAVE COOKING

(51) International classification :A23L1/16,A23L1/01,A23L3/36
(31) Priority Document No :2012206457
(32) Priority Date :20/09/2012
(33) Name of priority country :Japan
(86) International Application No :PCT/JP2013/066651
Filing Date :18/06/2013
(87) International Publication No :WO 2014/045652
(61) Patent of Addition to Application Number :NA
Filing Date :NA
(62) Divisional to Application Number :NA
Filing Date :NA

(71)**Name of Applicant :**
1)NISSHIN FOODS INC.
Address of Applicant :25 Kandanishikicho 1 chome Chiyoda ku Tokyo 1018441 Japan
(72)**Name of Inventor :**
1)IRIE Kentarou
2)SUGA Youhei
3)KOIZUMI Norio
4)WATANABE Takenori
5)MIYA Youichirou
6)YOSHIDA Tsuguhiko

(57) Abstract :
Provided is a frozen noodle which can keep good quality even after the frozen noodle has undergone microwave thawing. A packaged frozen noodle which is to be subjected to microwave cooking and which is provided with a packaging body having ventilation parts wherein: the total area of openings of the ventilation parts is 0.02 to 5cm2 per 100cm2 of the surface area of the packaging body; and a cooked noodle and 1 to 10 parts by mass of water per 100 parts by mass of the cooked noodle are put in the packaging body the cooked noodle and the water being in a frozen state.

No. of Pages : 25 No. of Claims : 12

(12) PATENT APPLICATION PUBLICATION
(19) INDIA
(22) Date of filing of Application :17/02/2015
(21) Application No.1286/DELNP/2015 A
(43) Publication Date : 03/07/2015

(54) Title of the invention : BIOFLAVONOID COATED MATERIALS

(51) International classification :C08J7/00,D06M10/02,B32B27/08
(31) Priority Document No :1215171.8
(32) Priority Date :24/08/2012
(33) Name of priority country :U.K.
(86) International Application No :PCT/GB2013/052217
Filing Date :22/08/2013
(87) International Publication No :WO 2014/030005
(61) Patent of Addition to Application Number :NA
Filing Date :NA
(62) Divisional to Application Number :NA
Filing Date :NA

(71)**Name of Applicant :**
1)CITROX BIOSCIENCES LIMITED
Address of Applicant :Unit 11 Harvard Industrial Estate Kimbolton Cambridge Cambridgeshire PE28 0NJ U.K.
(72)**Name of Inventor :**
1)THOMAS Howard
2)DOWLING Denis
3)KATSIKOGIANNI Marie G

(57) Abstract :
Polymeric materials are described which have a bioflavonoid coating the bioflavonoid content of the coating comprising at least naringin and neohesperidin. The use of such coated polymeric materials is also described as well as the process for making the coated polymeric materials.

No. of Pages : 39 No. of Claims : 45

(12) PATENT APPLICATION PUBLICATION
(21) Application No.1287/DELNP/2015 A
(19) INDIA
(22) Date of filing of Application :17/02/2015
(43) Publication Date : 03/07/2015

(54) Title of the invention : BANKNOTE HANDLING APPARATUS AND BANKNOTE HANDLING METHOD

(51) International classification :G07D3/00,G07D9/04
(31) Priority Document No :NA
(32) Priority Date :NA
(33) Name of priority country :NA
(86) International Application No :PCT/JP2012/068310
Filing Date :19/07/2012
(87) International Publication No :WO 2014/013585
(61) Patent of Addition to Application Number :NA
Filing Date :NA
(62) Divisional to Application Number :NA
Filing Date :NA

(71)**Name of Applicant :**
1)GLORY LTD.
Address of Applicant :3-1 Shimoteno 1 chome Himeji shi Hyogo 6708567 Japan
(72)**Name of Inventor :**
1)MORIBAYASHI Shigenori
2)MIYAMA Yoshihiko
3)IKEDA Yasushi

(57) Abstract :
The purpose of the present invention is to provide a banknote handling apparatus and a banknote handling method wherein currencies of a plurality of countries can be handled and handling of money can be executed at a prescribed rate or more. A banknote handling apparatus according to an embodiment of the present invention is provided with: a reception unit that takes in inserted banknotes one by one; a conveyance unit that conveys the banknotes which have been taken in; a storage unit that stores a plurality of banknote distinguishing data corresponding to currencies of a plurality of countries; a selection unit that selects a plurality of banknote distinguishing data stored in the storage unit and groups the selected data so as to satisfy a prescribed criterion; and a distinguishing unit that is provided at the conveyance unit and distinguishes the banknotes which have been taken in by the reception unit on the basis of the grouped banknote distinguishing data.

No. of Pages : 34 No. of Claims : 19

(12) PATENT APPLICATION PUBLICATION
(19) INDIA
(22) Date of filing of Application :18/02/2015
(21) Application No.1358/DELNP/2015 A
(43) Publication Date : 03/07/2015

(54) Title of the invention : GEARS AND MANUFACTURING METHOD THEREOF

(51) International classification :B24B53/075,F16H55/06,F16H55/17
(31) Priority Document No :2012245522
(32) Priority Date :07/11/2012
(33) Name of priority country :Japan
(86) International Application No :PCT/IB2013/002445
Filing Date :05/11/2013
(87) International Publication No :WO 2014/072787
(61) Patent of Addition to Application Number :NA
Filing Date :NA
(62) Divisional to Application Number :NA
Filing Date :NA

(71)**Name of Applicant :**
1)TOYOTA JIDOSHA KABUSHIKI KAISHA
Address of Applicant :1 Toyota cho Toyota shi Aichi ken 471-8571 Japan
(72)**Name of Inventor :**
1)OKAMOTO Daisuke
2)MORIGUCHI Naoki
3)MATSUMOTO Morihiro
4)ISHIBASHI Masayuki
5)TOKOZAKURA Daisuke

(57) Abstract :
Provided are gears in which flanks of mutually meshing teeth are polished and finished to a predetermined surface texture. In the gears the arithmetic mean roughness Ra of the tooth flanks is equal to or less than 0.15 μm and the peak height Rpk satisfies 0.01 μm < Rpk < 0.1 μm after the finishing and before use.

No. of Pages : 19 No. of Claims : 2

(12) PATENT APPLICATION PUBLICATION
(21) Application No.1359/DELNP/2015 A
(19) INDIA
(22) Date of filing of Application :18/02/2015
(43) Publication Date : 03/07/2015

(54) Title of the invention : CEMENT MANUFACTURING DEVICE

(51) International classification :C04B7/44,F27D13/00
(31) Priority Document No :2012187322
(32) Priority Date :28/08/2012
(33) Name of priority country :Japan
(86) International Application No :PCT/JP2013/071656
Filing Date :09/08/2013
(87) International Publication No :WO 2014/034417
(61) Patent of Addition to Application Number :NA
Filing Date :NA
(62) Divisional to Application Number :NA
Filing Date :NA

(71)**Name of Applicant :**
1)MITSUBISHI MATERIALS CORPORATION
Address of Applicant :3-2 Otemachi 1 chome Chiyoda ku Tokyo 1008117 Japan
(72)**Name of Inventor :**
1)SAKANIWA Daisuke
2)TAKAYAMA Yoshinori
3)WANG Junzhu

(57) Abstract :
Provided is a cement manufacturing device in which a raw material is evenly dispersed and fed into a conduit and preheated in a uniform manner in order to enhance heat exchanging efficiency and which is capable of preventing clogging etc. so as to perform a stable operation. A conduit (21) is provided between a plurality of upper side cyclones and a lower side cyclone which is disposed below the upper side cyclones. The conduit (21) circulates exhaust gas led out from the lower side cyclone upwards and distributes and guides the gas into each of the upper side cyclones. A raw material supply pipe (22) which supplies a cement raw material is connected to the conduit (21) at a position lower than a distribution portion (23). At the connection portion of the raw material supply pipe (22) to the conduit (21) a raw material guide chute (24) which receives the cement raw material supplied from the raw material supply pipe (22) and drops the raw material into the conduit (21) is provided projecting inward into the conduit (21). The upper face of the raw material guide chute (24) is formed as a flat surface and a tip (24a) thereof is telescopically slidable such that the insertion depth of the tip (24a) from the inner wall face (21b) of the conduit (21) is 0.15 0.5 times the inner diameter of the conduit (21).

No. of Pages : 33 No. of Claims : 8

(12) PATENT APPLICATION PUBLICATION
(19) INDIA
(22) Date of filing of Application :20/02/2015
(21) Application No.1423/DELNP/2015 A
(43) Publication Date : 03/07/2015

(54) Title of the invention : WAXY OXIDATION PRODUCTS OF RICE BRAN

(51) International classification :C08L91/06
(31) Priority Document No :10 2012 021 083.3
(32) Priority Date :20/10/2012
(33) Name of priority country :Germany
(86) International Application No :PCT/EP2013/003061
Filing Date :11/10/2013
(87) International Publication No :WO 2014/060081
(61) Patent of Addition to Application Number :NA
Filing Date :NA
(62) Divisional to Application Number :NA
Filing Date :NA

(71)**Name of Applicant :**
1)CLARIANT FINANCE (BVI) LIMITED
Address of Applicant :Citco Building Wickhams Cay P.O. Box 662 Road Town Tortola VIRGIN ISLANDS
(72)**Name of Inventor :**
1)HERRLICH Timo
2)WOLF Stefanie
3)FELL Rainer
4)HOHNER Gerd

(57) Abstract :
The invention relates to waxy oxidation products of rice bran which are characterized by an acid number measured according to DIN ISO 21 14 of at least 70 mg KOH/g preferably at least 100 mg KOH/g most preferably at least 140 mg KOH/g and their use for producing synthetic ester waxes by esterification with one or more mono or polyvalent alcohols.

No. of Pages : 38 No. of Claims : 26

(12) PATENT APPLICATION PUBLICATION
(21) Application No.1294/DELNP/2015 A
(19) INDIA
(22) Date of filing of Application :17/02/2015
(43) Publication Date : 03/07/2015

(54) Title of the invention : COMPOSITIONS AND METHOD OF CONTROLLING PHYTOPARASITIC PEST POPULATIONS

(51) International classification :A01N63/00,A01P1/00
(31) Priority Document No :61/674023
(32) Priority Date :20/07/2012
(33) Name of priority country :U.S.A.
(86) International Application No :PCT/US2013/051072
Filing Date :18/07/2013
(87) International Publication No :WO 2014/015134
(61) Patent of Addition to Application Number :NA
Filing Date :NA
(62) Divisional to Application Number :NA
Filing Date :NA

(71)**Name of Applicant :**
1)FBSCIENCES HOLDINGS INC.
Address of Applicant :153 N. Main Street Suite 100 Collierville Tennessee 38017 U.S.A.
(72)**Name of Inventor :**
1)JACKSON David
2)SIMMONS Lee Julian

(57) Abstract :
Compositions and methods of phytoparasitic pest population control are provided the compositions comprise a first component comprising an agriculturally acceptable complex mixture of dissolved organic material characterized by natural organic matter that is of defined composition suitable for soil foliar and seed coating. In one embodiment the phytoparasitic pest is nematodes.

No. of Pages : 46 No. of Claims : 19

(12) PATENT APPLICATION PUBLICATION
(19) INDIA
(22) Date of filing of Application :17/02/2015

(21) Application No.1295/DELNP/2015 A
(43) Publication Date : 03/07/2015

(54) Title of the invention : BIOFLAVONOID IMPREGNATED MATERIALS

(51) International classification	:D06M13/10,A61K8/00,C07D311/30
(31) Priority Document No	:1215171.8
(32) Priority Date	:24/08/2012
(33) Name of priority country	:U.K.
(86) International Application No	:PCT/GB2013/052218
Filing Date	:22/08/2013
(87) International Publication No	:WO 2014/030006
(61) Patent of Addition to Application Number	:NA
Filing Date	:NA
(62) Divisional to Application Number	:NA
Filing Date	:NA

(71)**Name of Applicant :**
1)CITROX BIOSCIENCES LIMITED
Address of Applicant :Unit 11 Harvard Industrial Estate Kimbolton Cambridge Cambridgeshire PE28 0MJ U.K.
(72)**Name of Inventor :**
1)THOMAS Howard

(57) Abstract :
Cellulosic fibrous materials are described which are impregnated with a bioflavonoid composition the bioflavonoid content of the composition comprising at least naringin and neohesperidin. The use of such impregnated materials is also described for example as paper or bamboo towels and cardboard as well as the process for impregnating the materials.

No. of Pages : 21 No. of Claims : 24

(12) PATENT APPLICATION PUBLICATION
(19) INDIA
(22) Date of filing of Application :18/02/2015
(21) Application No.1353/DELNP/2015 A
(43) Publication Date : 03/07/2015

(54) Title of the invention : METHOD OF IDENTIFYING MEDIA CONTENT

(51) International classification	:H04N21/422,H04N21/439,H04N21/84
(31) Priority Document No	:1214842.5
(32) Priority Date	:21/08/2012
(33) Name of priority country	:U.K.
(86) International Application No	:PCT/GB2013/052204
Filing Date	:21/08/2013
(87) International Publication No	:WO 2014/029994
(61) Patent of Addition to Application Number	:NA
Filing Date	:NA
(62) Divisional to Application Number	:NA
Filing Date	:NA

(71)**Name of Applicant :**
1)OMNIFONE LTD
Address of Applicant :The Old School 50 Brook Green London W6 7BJ U.K.
(72)**Name of Inventor :**
1)SANT Philip
2)HART Neal
3)KNIGHT Mark

(57) Abstract :
There is disclosed a method for identifying media content playing in a vicinity of a device the method including the steps of: (a) recording sounds received at the device; (b) analysing those sounds to determine which media content is playing in the vicinity of the device and (c) storing or transmitting results of the analysis to permit a generation of a report as to what specific media content is playing in the vicinity of the device or was playing in the vicinity of the device. There are further disclosed related devices and related computer program products.

No. of Pages : 28 No. of Claims : 21

(12) PATENT APPLICATION PUBLICATION
(19) INDIA
(22) Date of filing of Application :18/02/2015
(21) Application No.1354/DELNP/2015 A
(43) Publication Date : 03/07/2015

(54) Title of the invention : METHOD AND DEVICE FOR CALIBRATING MOBILE ROBUSTNESS OPTIMIZATION FUNCTION

(51) International classification :H04W36/24
(31) Priority Document No :NA
(32) Priority Date :NA
(33) Name of priority country :NA
(86) International Application No :PCT/CN2012/082618
Filing Date :09/10/2012
(87) International Publication No :WO 2014/056142
(61) Patent of Addition to Application Number :NA
Filing Date :NA
(62) Divisional to Application Number :NA
Filing Date :NA

(71)**Name of Applicant :**
1)TELEFONAKTIEBOLAGET L M ERICSSON (PUBL)
Address of Applicant :SE 164 83 Stockholm Sweden
(72)**Name of Inventor :**
1)HUANG Min
2)YANG Xiaodong
3)XIAO Lei

(57) Abstract :
One of the embodiments of the present invention relates to a method for calibrating mobile robustness optimization function for inter cell handover. The method comprises detecting mobile robustness optimization deviation; calibrating said mobile robustness optimization function by compensating the detected mobile robustness optimization deviation. The embodiments of the present invention further provide corresponding apparatuses and base stations.

No. of Pages : 46 No. of Claims : 31

(12) PATENT APPLICATION PUBLICATION
(21) Application No.1355/DELNP/2015 A
(19) INDIA
(22) Date of filing of Application :18/02/2015
(43) Publication Date : 03/07/2015

(54) Title of the invention : COMPRESSOR WHEEL OF THE COMPRESSOR OF AN EXHAUST GAS TURBOCHARGER

(51) International classification :F02B39/00,F02B37/00,F01D5/02
(31) Priority Document No :102012016028.3
(32) Priority Date :13/08/2012
(33) Name of priority country :Germany
(86) International Application No :PCT/US2013/052864
Filing Date :31/07/2013
(87) International Publication No :WO 2014/028214
(61) Patent of Addition to Application Number :NA
Filing Date :NA
(62) Divisional to Application Number :NA
Filing Date :NA

(71)**Name of Applicant :**
1)BORGWARNER INC.
Address of Applicant :Patent Department 3850 Hamlin Road Auburn Hills Michigan 48326 U.S.A.
(72)**Name of Inventor :**
1)SEKULARAC Aleksandar

(57) Abstract :
The invention relates to a compressor wheel (1) of a compressor (6A) of an exhaust gas turbocharger (6) having a hub (2); and having a multiplicity of non recessed blades (3) which are arranged on the hub (2) and which have in each case a blade leading edge (3A) and a blade trailing edge (3B) wherein the blade leading edges (3A) define an inlet area (A1) which is the area swept by the blade leading edges (3A) as the compressor wheel (1) rotates and wherein the blade trailing edges (3B) define an outlet area (A2) which is the area swept by the blade trailing edges (3B) as the compressor wheel (1) rotates wherein the ratio A2/A1 is > 60%.

No. of Pages : 8 No. of Claims : 4

(12) PATENT APPLICATION PUBLICATION
(21) Application No.1425/DELNP/2015 A
(19) INDIA
(22) Date of filing of Application :20/02/2015
(43) Publication Date : 03/07/2015

(54) Title of the invention : SURFACE TEMPERATURE MEASUREMENT DEVICE AND SURFACE TEMPERATURE MEASUREMENT METHOD

(51) International classification	:G01J5/06,G01J5/00,G01J5/08
(31) Priority Document No	:2012183193
(32) Priority Date	:22/08/2012
(33) Name of priority country	:Japan
(86) International Application No	:PCT/JP2013/072258
Filing Date	:21/08/2013
(87) International Publication No	:WO 2014/030661
(61) Patent of Addition to Application Number	:NA
Filing Date	:NA
(62) Divisional to Application Number	:NA
Filing Date	:NA

(71)**Name of Applicant :**
1)NIPPON STEEL & SUMITOMO METAL CORPORATION
Address of Applicant :6-1 Marunouchi 2 chome Chiyoda ku Tokyo 1008071 Japan
(72)**Name of Inventor :**
1)UEMATSU Chihiro
2)WAKASU Yutaka
3)HONDA Tatsuro

(57) Abstract :
This surface temperature measurement device (100) is provided with: a radiation thermometer (1) for detecting heat radiation light radiated from the surface of a workpiece (W) that is being water cooled; a housing (2) which opens on a workpiece (W) side and which internally accommodates at least the light receiving unit (11) part of the radiation thermometer (1); and an optical glass (3) that is tightly fitted inside the housing (2) between the workpiece (W) and the light receiving unit (11) of the radiation thermometer (1) as part of the radiation thermometer (1) and allows the heat radiation light to pass through. The end surface of the optical glass (3) on the workpiece (W) side is arranged close to the surface of the workpiece (W).

No. of Pages : 54 No. of Claims : 11

(12) PATENT APPLICATION PUBLICATION
(19) INDIA
(22) Date of filing of Application :17/02/2015
(21) Application No.1296/DELNP/2015 A
(43) Publication Date : 03/07/2015

(54) Title of the invention : APPARATUS AND METHOD FOR SCHEDULING DATA IN CLOUD CELL COMMUNICATION SYSTEM

(51) International classification :H04W36/02,H04W72/12,H04W88/08
(31) Priority Document No :1020120080023
(32) Priority Date :23/07/2012
(33) Name of priority country :Republic of Korea
(86) International Application No :PCT/KR2013/006342
Filing Date :16/07/2013
(87) International Publication No :WO 2014/017770
(61) Patent of Addition to Application Number :NA
Filing Date :NA
(62) Divisional to Application Number :NA
Filing Date :NA

(71)**Name of Applicant :**
1)SAMSUNG ELECTRONICS CO. LTD.
Address of Applicant :129 Samsung ro Yeongtong gu Suwon si Gyeonggi do 443 742 Republic of Korea
(72)**Name of Inventor :**
1)SON Yeong Moon
2)KANG Hyun Jeong
3)TAORI Rakesh
4)PARK Jung Shin
5)CHANG Young Bin

(57) Abstract :
A method for scheduling data by a new master Base Station (BS) in a cloud cell communication system is provided. The method includes detecting that a master BS for a specific Mobile Station (MS) is changed from an old master BS to a new master BS before a tunnel which is established between the new master BS and an access gateway is activated receiving MS data which the old master BS receives through the tunnel which is established between the old master BS and the access gateway and buffers from the old master BS and scheduling the received MS data.

No. of Pages : 50 No. of Claims : 32

(12) PATENT APPLICATION PUBLICATION
(19) INDIA
(22) Date of filing of Application :17/02/2015
(21) Application No.1297/DELNP/2015 A
(43) Publication Date : 03/07/2015

(54) Title of the invention : METHOD AND DEVICE FOR SHARING CONTENT

(51) International classification :H04N21/4722,G06F3/048
(31) Priority Document No :1020120079584
(32) Priority Date :20/07/2012
(33) Name of priority country :Republic of Korea
(86) International Application No :PCT/KR2013/006461
Filing Date :19/07/2013
(87) International Publication No :WO 2014/014302
(61) Patent of Addition to Application Number :NA
Filing Date :NA
(62) Divisional to Application Number :NA
Filing Date :NA

(71)**Name of Applicant :**
1)SAMSUNG ELECTRONICS CO. LTD.
Address of Applicant :129 Samsung ro Yeongtong gu Suwon si Gyeonggi do 443-742 Republic of Korea
(72)**Name of Inventor :**
1)YOOK Hyung gyoo
2)KIM So jin

(57) Abstract :
Provided are a method and device for setting control authority and providing additional information when content is shared. A device control method for controlling a user device having a display includes displaying content on the display of the user device by using a screen sharing service for sharing the displayed content with an external device; transmitting control authority setup information indicating that the user device has control authority of the screen sharing service to the external device; and transmitting a control command associated with the screen sharing service to the external device according to the control authority.

No. of Pages : 47 No. of Claims : 15

(12) PATENT APPLICATION PUBLICATION
(21) Application No.1362/DELNP/2015 A
(19) INDIA
(22) Date of filing of Application :18/02/2015
(43) Publication Date : 03/07/2015

(54) Title of the invention : FIBER MEMBRANES FOR REPAIRING TISSUE AND PRODUCTS AND PREPARATION METHOD THEREOF

(51) International classification	:A61F2/02,A61F2/06,A61L27/44
(31) Priority Document No	:201210457521.0
(32) Priority Date	:14/11/2012
(33) Name of priority country	:China
(86) International Application No	:PCT/CN2013/001387
Filing Date	:14/11/2013
(87) International Publication No	:WO 2014/075388
(61) Patent of Addition to Application Number	:NA
Filing Date	:NA
(62) Divisional to Application Number	:NA
Filing Date	:NA

(71)**Name of Applicant :**
1)MEDPRIN REGENERATIVE MEDICAL TECHNOLOGIES CO. LTD.
Address of Applicant :3/F Zone E 80 Lanyue Road Science City New High Tech Industrial Park Guangzhou Guangdong 510663 China
(72)**Name of Inventor :**
1)GUO Zeyue
2)LAI Kuilin
3)WANG Guoshuai
4)ZHAN Zefeng
5)XU Tao
6)YUAN Yuyu

(57) Abstract :
The present invention relates to fiber membranes for repairing tissue and products and a preparation method thereof, the fiber membrane being made by interweaving desmin filaments having a diameter of 10 nm-100 mpi and having a porous structure and a bulk of 200-2000 cm3/g. Furthermore, the invention also relates to a composite fiber membrane, membrane implant, and an an ti-adhesion tissue-repairing membrane of the fiber membranes for repairing tissue, and the preparation method and uses thereof.

No. of Pages : 75 No. of Claims : 44

(12) PATENT APPLICATION PUBLICATION
(21) Application No.1363/DELNP/2015 A
(19) INDIA
(22) Date of filing of Application :18/02/2015
(43) Publication Date : 03/07/2015

(54) Title of the invention : TESTING DEVICE

(51) International classification :G01R31/40
(31) Priority Document No :12177306.3
(32) Priority Date :20/07/2012
(33) Name of priority country :EPO
(86) International Application No :PCT/IB2013/053918
Filing Date :14/05/2013
(87) International Publication No :WO 2014/013350
(61) Patent of Addition to Application Number :NA
Filing Date :NA
(62) Divisional to Application Number :NA
Filing Date :NA

(71)**Name of Applicant :**
1)PASAN SA
Address of Applicant :Rue Jaquet Droz 8 CH 2000 Neuchtel Switzerland
(72)**Name of Inventor :**
1)B„TZNER Derk
2)CLERC Charles
3)NETO Emanuel
4)VOLLUZ Patrick
5)BELJEAN Pierre Ren
6)ALBERS Bas
7)PAPET Pierre

(57) Abstract :
The invention relates to a testing device (1) for testing a photovoltaic device (2) having an electrical contact area (3), the testing device (1) comprising: a support base (4) for supporting the photovoltaic device (2), the support base (4) having a support surface (5) for receiving the photovoltaic device (2), a measurement device (20), at least one electrical contacting means for temporarily establishing an electrical contact between the measurement device (20) and an electrical contact area (3) of the photovoltaic device (2), the electrical contacting means comprises at least one flexible wire (6) being electrically conductive and arranged as to receive the photovoltaic device (2) between the support surface (5) and the flexible wire (6), and that the testing device (1) comprises forcing means (10, 11, 12, 19; 14) for forcing at least a portion of the flexible wire (6) to abuttingly adapt along its longitudinal extension against the electrical contact area (3) of the photovoltaic device(2) when the photovoltaic device (2) is received by the support surface (5).

No. of Pages : 33 No. of Claims : 15

(12) PATENT APPLICATION PUBLICATION
(21) Application No.1427/DELNP/2015 A
(19) INDIA
(22) Date of filing of Application :20/02/2015
(43) Publication Date : 03/07/2015

(54) Title of the invention : WIRE ROD FOR TAPER FACED COMPRESSION RING AND TAPER FACED COMPRESSION RING

(51) International classification :F16J9/20,F02F5/00
(31) Priority Document No :2012177445
(32) Priority Date :09/08/2012
(33) Name of priority country :Japan
(86) International Application No :PCT/JP2013/071020
Filing Date :02/08/2013
(87) International Publication No :WO 2014/024799
(61) Patent of Addition to Application Number :NA
Filing Date :NA
(62) Divisional to Application Number :NA
Filing Date :NA

(71)**Name of Applicant :**
1)KABUSHIKI KAISHA RIKEN
Address of Applicant :8 1 Sanbancho Chiyoda ku Tokyo 1028202 Japan
(72)**Name of Inventor :**
1)WATANABE Mamoru

(57) Abstract :
In order to provide a wire rod for taper faced compression rings with which the run in surface (contact surface) can be formed uniformly and rapidly in a taper faced compression ring manufacturing process the wire rod has a configuration wherein: the surface to become the outer circumferential surface of the ring has a first taper section and a second taper section that are adjacent to each other and inclined toward the outer circumference; the angle of inclination (Θ2) of the second taper section is larger than the angle of inclination (Θ1) of the first taper section; and the outer circumferential edge of the second taper section protrudes 0.005-0.05 mm to the outer circumferential side of the outer circumferential edge of the first taper section. In order to provide a taper faced compression ring with a long service life that reduces friction and also leads to improved fuel efficiency the taper faced compression ring is manufactured from said wire rod and has a configuration wherein: the second taper section has a lapping surface; and the lapping surface protrudes 0.001-0.048 mm in the radial direction past the outer circumferential edge of the first taper section.

No. of Pages : 20 No. of Claims : 9

(12) PATENT APPLICATION PUBLICATION
(21) Application No.1303/DELNP/2015 A
(19) INDIA
(22) Date of filing of Application :17/02/2015
(43) Publication Date : 03/07/2015

(54) Title of the invention : A METHOD OF MANIPULATING SOLID CARRIERS AND AN APPARATUS OF MANIPULATING SOLID CARRIERS

(51) International classification :B01L3/00,G01N35/00
(31) Priority Document No :2012248320
(32) Priority Date :12/11/2012
(33) Name of priority country :Japan
(86) International Application No :PCT/JP2013/006657
Filing Date :12/11/2013
(87) International Publication No :WO 2014/073218
(61) Patent of Addition to Application Number :NA
Filing Date :NA
(62) Divisional to Application Number :NA
Filing Date :NA

(71)**Name of Applicant :**
1)SEIKO EPSON CORPORATION
Address of Applicant :4-1 Nishi shinjuku 2 chome Shinjuku ku Tokyo 1630811 Japan
(72)**Name of Inventor :**
1)MURAYAMA Toshiro
2)SAITO Yuji
3)TAKAGI Fumio

(57) Abstract :
The present invention provides a method of manipulating a solid carrier and an apparatus of manipulating a solid carrier in which the solid carrier is passed through more regions in liquid in a vessel. More specifically the method of manipulating the solid carrier is a method of manipulating a solid carrier M in a liquid contained in a vessel 100 the solid carrier M being magnetic and capable of carrying a substance the method comprising: manipulating the solid carrier M using a magnetic force application unit 400 adapted to applying a magnetic force to the solid carrier M in the vessel 100 so that the relative position between the magnetic force application unit 400 and the vessel 100 is altered over a period of time by means of directing the solid carrier M in a direction along either one or a combination of the vectors of the longitudinal direction of the vessel 100 and the direction crossing the longitudinal direction of the vessel 100.

No. of Pages : 93 No. of Claims : 16

(12) PATENT APPLICATION PUBLICATION
(19) INDIA
(22) Date of filing of Application :17/02/2015
(21) Application No.1304/DELNP/2015 A
(43) Publication Date : 03/07/2015

(54) Title of the invention : ELEVATOR SYSTEM USING DYNAMIC BRAKING

(51) International classification :B66B1/32,B66B1/46
(31) Priority Document No :NA
(32) Priority Date :NA
(33) Name of priority country :NA
(86) International Application No :PCT/US2012/051837
Filing Date :22/08/2012
(87) International Publication No :WO 2014/031112
(61) Patent of Addition to Application Number :NA
Filing Date :NA
(62) Divisional to Application Number :NA
Filing Date :NA

(71)**Name of Applicant :**
1)OTIS ELEVATOR COMPANY
Address of Applicant :Ten Farm Springs Road Farmington Connecticut 06032 U.S.A.
(72)**Name of Inventor :**
1)ROGERS Kyle W.
2)MARVIN Daryl J.

(57) Abstract :
An elevator system includes a motor having a plurality of motor windings; a plurality of braking switches coupled to the motor windings the braking switches coupling the motor windings to a common electrical point; a sensor coupled to the motor the sensor providing a sensed signal indicative of a parameter of the motor; and a controller providing a braking signal to the braking switches in response to the sensed signal to selectively control the braking switches to short the motor windings.

No. of Pages : 15 No. of Claims : 16

(12) PATENT APPLICATION PUBLICATION
(21) Application No.1369/DELNP/2015 A
(19) INDIA
(22) Date of filing of Application :19/02/2015
(43) Publication Date : 03/07/2015

(54) Title of the invention : COMPOSITIONS COMPRISING CROSSLINKED CATION BINDING POLYMERS

(51) International classification :A61K31/74,A61K31/755
(31) Priority Document No :61/673707
(32) Priority Date :19/07/2012
(33) Name of priority country :U.S.A.
(86) International Application No :PCT/US2013/051253
Filing Date :19/07/2013
(87) International Publication No :WO 2014/015240
(61) Patent of Addition to Application Number :NA
Filing Date :NA
(62) Divisional to Application Number :NA
Filing Date :NA

(71)**Name of Applicant :**
1)RELYPSA INC.
Address of Applicant :700 Saginaw Drive Redwood City California 94063 U.S.A.
(72)**Name of Inventor :**
1)YOUNG Linda De
2)CARROLL Stephen F.

(57) Abstract :
The present disclosure relates generally to compositions comprising a crosslinked cation binding polymer comprising monomers containing carboxylic acid groups and pKa decreasing groups including electron withdrawing substituents such as halide atoms (e.g. fluorine) and a base wherein the polymer optionally contains less than about 20 000 ppm of non hydrogen cations and wherein the base is present in an amount sufficient to provide from about 0.2 equivalents to about 0.95 equivalents of base per equivalent of carboxylic acid groups in the polymer. The present disclosure also relates to methods of preparation of said compositions and methods of using said compositions to treat various diseases or disorders.

No. of Pages : 279 No. of Claims : 293

(12) PATENT APPLICATION PUBLICATION
(21) Application No.1433/DELNP/2015 A
(19) INDIA
(22) Date of filing of Application :20/02/2015
(43) Publication Date : 03/07/2015

(54) Title of the invention : SOLAR RAY HEAT CONVERSION DEVICE AND SOLAR HEAT POWER GENERATING SYSTEM USING SAME

(51) International classification :F24J2/08,F03G6/00
(31) Priority Document No :2012164388
(32) Priority Date :25/07/2012
(33) Name of priority country :Japan
(86) International Application No :PCT/JP2013/070045
Filing Date :24/07/2013
(87) International Publication No :WO 2014/017539
(61) Patent of Addition to Application Number :NA
Filing Date :NA
(62) Divisional to Application Number :NA
Filing Date :NA

(71)**Name of Applicant :**
1)DA VINCI CO. LTD.
Address of Applicant :506 6 Tsukiyama Yamatotakada shi Nara 6350071 Japan
2)RIKEN
(72)**Name of Inventor :**
1)HIGASHI Kenji
2)OHMORI Hitoshi

(57) Abstract :
A solar ray heat conversion device (20) comprising: a polyhedron lens unit (21) constituted as a regular hexahedron by a bottom surface member (27) as well as a top surface lens (22) and side surface lenses (23 26) formed from an acrylic resin as a square Fresnel lens; and a light reception heat generating part (30) which has an inverted T shaped cross section comprises a bottom member (32) and an erected member (42) and is provided at the center of the bottom surface member (27) on the inside of the polyhedron lens unit (21). It is thereby possible to efficiently collect solar light and reflected light from the solar light and generate power from sunrise until sunset using a small and simple configuration without using a mechanism for performing driving so as to track the direction of the sun.

No. of Pages : 27 No. of Claims : 11

(12) PATENT APPLICATION PUBLICATION
(19) INDIA
(22) Date of filing of Application :17/02/2015
(21) Application No.1306/DELNP/2015 A
(43) Publication Date : 03/07/2015

(54) Title of the invention : ACTUATOR DEVICE AND AXIAL PISTON MACHINE

(51) International classification :F04B1/32,F01B3/10,H01F7/16
(31) Priority Document No :102012214619.9
(32) Priority Date :17/08/2012
(33) Name of priority country :Germany
(86) International Application No :PCT/EP2013/063016
Filing Date :21/06/2013
(87) International Publication No :WO 2014/026788
(61) Patent of Addition to Application Number :NA
Filing Date :NA
(62) Divisional to Application Number :NA
Filing Date :NA

(71)**Name of Applicant :**
1)ROBERT BOSCH GMBH
Address of Applicant :Postfach 30 02 20 70442 Stuttgart Germany
(72)**Name of Inventor :**
1)SCHNITTGER Dirk
2)VAHLE Dirk
3)NAFZ Timo

(57) Abstract :
The invention relates to an actuator device comprising at least one actuator piston (2) with which two springs (11,12) are associated said device being coupled to an adjustment device. The adjustment device is designed as a pivoting adjustment device (4) with a centering system. An axial piston machine comprising a swashplate is also disclosed. The swashplate can be adjusted by means of a control valve comprising an actuator device of this type.

No. of Pages : 23 No. of Claims : 10

(12) PATENT APPLICATION PUBLICATION
(21) Application No.1370/DELNP/2015 A
(19) INDIA
(22) Date of filing of Application :19/02/2015
(43) Publication Date : 03/07/2015

(54) Title of the invention : THERMALLY ACTIVATED HIGH TEMPERATURE PARTICULATE SUSPENDING AGENTS AND METHODS RELATING THERETO

(51) International classification :C09K8/035,C09K8/42,C09K8/44
(31) Priority Document No :13/622005
(32) Priority Date :18/09/2012
(33) Name of priority country :U.S.A.
(86) International Application No :PCT/US2013/059373
Filing Date :12/09/2013
(87) International Publication No :WO 2014/046953
(61) Patent of Addition to Application Number :NA
Filing Date :NA
(62) Divisional to Application Number :NA
Filing Date :NA

(71)**Name of Applicant :**
1)HALLIBURTON ENERGY SERVICES INC.
Address of Applicant :10200 Bellaire Boulevard Houston TX 77072 U.S.A.
(72)**Name of Inventor :**
1)FUNKHOUSER Gary P.

(57) Abstract :
A particulate suspending agent may be useful for mitigating particulate settling in wellbore applications with high temperature and/or at near neutral and higher pH values. Methods of treating a wellbore may include providing a treatment fluid comprising an aqueous liquid a plurality of particulates and a particulate suspending agent wherein the particulate suspending agent comprises a crosslinked polymer particulate formed by a reaction comprising a first monofunctional monomer and an orthoester crosslinker the orthoester crosslinker comprising an orthoester linkage and at least two crosslinking moieties; and placing the treatment fluid in a wellbore penetrating a subterranean formation.

No. of Pages : 24 No. of Claims : 20

(12) PATENT APPLICATION PUBLICATION
(19) INDIA
(22) Date of filing of Application :19/02/2015
(21) Application No.1371/DELNP/2015 A
(43) Publication Date : 03/07/2015

(54) Title of the invention : INTERFERON ALPHA FUSION PROTEIN IN WHICH CYTOPLASMIC TRANSDUCTION PEPTIDE AND POLYETHYLENE GLYCOL ARE BONDED TO ONE ANOTHER

(51) International classification	:C07K19/00,C12N15/62,A61K38/21
(31) Priority Document No	:1020120088610
(32) Priority Date	:13/08/2012
(33) Name of priority country	:Republic of Korea
(86) International Application No	:PCT/KR2013/007136
Filing Date	:07/08/2013
(87) International Publication No	:WO 2014/027789
(61) Patent of Addition to Application Number	:NA
Filing Date	:NA
(62) Divisional to Application Number	:NA
Filing Date	:NA

(71)**Name of Applicant :**
1)JW CREAGENE INC.
Address of Applicant :2FL. Jungang Induspia 5 Cha #138 6 Sangdaewon dong Jungwon gu Seongnam si Gyeonggi do 462 713 Republic of Korea
(72)**Name of Inventor :**
1)BAE Yong Soo
2)HONG Seung Ho
3)KIM Young Hoon
4)HAN Seung Soo
5)KIM Jin

(57) Abstract :
The present invention relates to IFN a fusion protein in which a cytoplasmic transduction peptide (CTP) and polyethylene glycol (PEG) are bonded to an IFN a protein. The IFN a fusion protein of the present invention is characterized in that the specific activity of interferon remains high the half life of the INF a fusion protein is extended when delivered in vivo and the mobility of the interferon in a liver is improved. The IFN a fusion protein of the present invention can be used in the development of protein drugs effective in preventing or treating liver diseases including various types of viral infections or the like.

No. of Pages : 80 No. of Claims : 15

(12) PATENT APPLICATION PUBLICATION
(21) Application No.1436/DELNP/2015 A
(19) INDIA
(22) Date of filing of Application :20/02/2015
(43) Publication Date : 03/07/2015

(54) Title of the invention : METHODS AND NODES FOR FAST HANDOVER USING PRE ALLOCATION OF RESOURCES IN TARGET NODES

(51) International classification :H04W36/00
(31) Priority Document No :NA
(32) Priority Date :NA
(33) Name of priority country :NA
(86) International Application No :PCT/SE2012/050921
Filing Date :30/08/2012
(87) International Publication No :WO 2014/035304
(61) Patent of Addition to Application Number :NA
Filing Date :NA
(62) Divisional to Application Number :NA
Filing Date :NA

(71)**Name of Applicant :**
1)TELEFONAKTIEBOLAGET L M ERICSSON (PUBL)
Address of Applicant :SE 164 83 Stockholm Sweden
(72)**Name of Inventor :**
1)W„NSTEDT Stefan
2)WANG Min

(57) Abstract :
The present invention relates to a method in an RBS of a wireless network for supporting HO of a UE in a served cell. The method comprises pre allocating (610) resources for HO of the UE to a target cell candidate. The pre allocated resources comprise a dedicated preamble for the target cell candidate. The method also comprises receiving (620) a measurement report from the UE triggering a HO and comprising a list of neighbour cells determining (630) if a cell in the list of neighbour cells corresponds to one of the at least one target cell candidates and when they correspond transmitting (640) a HO command to the UE comprising the dedicated preamble for the target. The present invention also relates to a corresponding method in the target RBS and to the serving and target RBS themselves.

No. of Pages : 32 No. of Claims : 18

(12) PATENT APPLICATION PUBLICATION
(19) INDIA
(22) Date of filing of Application :20/02/2015
(21) Application No.1437/DELNP/2015 A
(43) Publication Date : 03/07/2015

(54) Title of the invention : COPOLYMER FOR IMPROVING METHACRYLIC RESIN HEAT RESISTANCE

(51) International classification :C08F212/04,C08F220/12,C08F222/04
(31) Priority Document No :2012168675
(32) Priority Date :30/07/2012
(33) Name of priority country :Japan
(86) International Application No :PCT/JP2013/070484
Filing Date :29/07/2013
(87) International Publication No :WO 2014/021264
(61) Patent of Addition to Application Number :NA
Filing Date :NA
(62) Divisional to Application Number :NA
Filing Date :NA

(71)**Name of Applicant :**
1)DENKI KAGAKU KOGYO KABUSHIKI KAISHA
Address of Applicant :1-1 Nihonbashi Muromachi 2 chome Chuo ku Tokyo 1038338 Japan
(72)**Name of Inventor :**
1)NOGUCHI Tetsuo
2)OHTSUKA Takeshi
3)MATSUMOTO Masanori
4)SHINDO Yuichi

(57) Abstract :
Provided is a copolymer for improving methacrylic resin heat resistance which when blended with methacrylic resin improves heat resistance and makes it possible to obtain molded articles with excellent outer appearance without compromising the excellent transparency of the methacrylic resin. This copolymer for improving methacrylic resin heat resistance comprises 45-85 mass% aromatic vinyl monomer units 5-45 mass% (meth)acrylic acid ester monomer units and 10-20 mass% unsaturated dicarboxylic acid anhydride monomer units wherein the total light transmittance through a 2mm thickness measured on the basis of ASTM D1003 is 88% or greater.

No. of Pages : 45 No. of Claims : 9

(12) PATENT APPLICATION PUBLICATION
(21) Application No.1312/DELNP/2015 A
(19) INDIA
(22) Date of filing of Application :17/02/2015
(43) Publication Date : 03/07/2015

(54) Title of the invention : UTILIZATION OF THE GRAVITATION ENERGY OF WATERFALLS IN POWER STATIONS

(51) International classification :F03B13/08,E02B9/02
(31) Priority Document No :P1200424
(32) Priority Date :17/07/2012
(33) Name of priority country :Hungary
(86) International Application No :PCT/HU2013/000067
Filing Date :15/07/2013
(87) International Publication No :WO 2014/023986
(61) Patent of Addition to Application Number :NA
Filing Date :NA
(62) Divisional to Application Number :NA
Filing Date :NA

(71)**Name of Applicant :**
1)C–DE G¡bor
Address of Applicant :Bszrmnyi ºt 3/a H 1126 Budapest Hungary
(72)**Name of Inventor :**
1)C–DE G¡bor

(57) Abstract :
Equipment and procedure for the utilization of the energy of water falls in hydro electric power stations so that by equipment braking the draft of the water by means of fixed caissons and made water tight placed in the upper part of the river bed being above the water fall piers and separating river dams the river bed can be separated to sections which can be made water free by temporary dams deflecting the water. At these dry areas racks retarding fish and drift sludge removing tubes movable and stable dams can be built the latter close down the part of the section looking to the water fall. The water flows into the canal heads from there into the pressure tubes provided with sluices and strengthened by ferro concrete from here in the scrolls being in the building of the power station developed at the bottom part of the river from the scrolls into the turbines from there into the draft tubes whereas the turbines rotate their paddle wheels by which the operation of the generators coupled to the axes of the turbines starts current production is in progress.

No. of Pages : 29 No. of Claims : 25

(12) PATENT APPLICATION PUBLICATION
(21) Application No.1313/DELNP/2015 A
(19) INDIA
(22) Date of filing of Application :18/02/2015
(43) Publication Date : 03/07/2015

(54) Title of the invention : ACTIVE SEGMENT OF A WIND TURBINE ROTARY ELECTRIC MACHINE ROTARY ELECTRIC MACHINE AND WIND TURBINE

(51) International classification :H02K9/20,H02K9/22,H02K1/12
(31) Priority Document No :MI2012A001301
(32) Priority Date :25/07/2012
(33) Name of priority country :Italy
(86) International Application No :PCT/IB2013/056116
Filing Date :25/07/2013
(87) International Publication No:WO 2014/016802
(61) Patent of Addition to Application Number :NA
Filing Date :NA
(62) Divisional to Application Number :NA
Filing Date :NA

(71)**Name of Applicant :**
1)WILIC S.AR.L.
Address of Applicant :1 Boulevard De La Foire L 1528 Luxembourg
(72)**Name of Inventor :**
1)FOLIE Georg
2)CASAZZA Matteo
3)RENIER Maddalena

(57) Abstract :
An active segment (24) of a wind turbine rotary electric machine is selectively and prismatically connectable to a tubular support of a rotary electric machine extends between two opposite ends to form together with other active segments an annular active part about an axis of rotation and has a laminated pack (30); at least one active member (31) extending axially and fitted inside a seat (32) of the laminated pack (30); and at least one heat exchange member (40) located at one end to cool one end of the active member (31).

No. of Pages : 27 No. of Claims : 20

(12) PATENT APPLICATION PUBLICATION
(21) Application No.1379/DELNP/2015 A
(19) INDIA
(22) Date of filing of Application :19/02/2015
(43) Publication Date : 03/07/2015

(54) Title of the invention : HERBICIDAL COMPOSITIONS COMPRISING 4-AMINO-3-CHLORO-5-FLUORO-6-(4-CHLORO-2-FLUORO-3- METHOXYPHENYL) PYRIDINE -2-CARBOXYLIC ACID

(51) International classification :A01N43/40
(31) Priority Document No :61/675054
(32) Priority Date :24/07/2012
(33) Name of priority country :U.S.A.
(86) International Application No :PCT/US2013/051325
Filing Date :19/07/2013
(87) International Publication No :WO 2014/018411
(61) Patent of Addition to Application Number :NA
Filing Date :NA
(62) Divisional to Application Number :NA
Filing Date :NA

(71)**Name of Applicant :**
1)DOW AGROSCIENCES LLC
Address of Applicant :9330 Zionsville Road Indianapolis IN 46268 U.S.A.
(72)**Name of Inventor :**
1)YERKES Carla N.
2)MANN Richard K.
3)SATCHIVI Norbert M.

(57) Abstract :
Provided herein are synergistic herbicidal compositions containing (a) a compound of formula (I): 4-amino-3-chloro- 5-fluoro-6-(4-chloro-2-fluoro-3-methoxyphenyl)pyridine-2-carboxylic acid or a derivative thereof, or an agriculturally acceptable salt or ester thereof and (b) a cellulose biosynthesis inhibitor, e.g., indaziflam and isoxaben. The methods and compositions de - scribed herein provide control of undesirable vegetation, e.g., in direct- seeded, water-seeded and transplanted rice, cereals, wheat, barley, oats, rye, sorghum, corn or maize, sugarcane, sunflower, oilseed rape, canola, sugar beet, soybean, cotton, pineapple, pas - tures, grasslands, rangelands, fallowland, turf, tree and vine orchards, aquatics, plantation crops, vegetables, industrial vegetation management (IVM) or rights-of-way (ROW).

No. of Pages : 47 No. of Claims : 13

(12) PATENT APPLICATION PUBLICATION
(19) INDIA
(22) Date of filing of Application :20/02/2015
(21) Application No.1443/DELNP/2015 A
(43) Publication Date : 03/07/2015

(54) Title of the invention : A MEDICAL PARAPHERNALIA CARRIER ASSEMBLY

(51) International classification :A61M5/00,A61G7/00,A61B19/00
(31) Priority Document No :2012903185
(32) Priority Date :25/07/2012
(33) Name of priority country :Australia
(86) International Application No :PCT/AU2013/000818
Filing Date :25/07/2013
(87) International Publication No :WO 2014/015373
(61) Patent of Addition to Application Number :NA
Filing Date :NA
(62) Divisional to Application Number :NA
Filing Date :NA

(71)**Name of Applicant :**
1)ROWSTON Phillip
Address of Applicant :42 Tallowood Avenue Cabarita Beach NSW 2488 Australia
(72)**Name of Inventor :**
1)ROWSTON Phillip

(57) Abstract :
A medical paraphernalia carrier assembly for carrying medical paraphernalia adjacent a patient care bed includes a base assembly and a paraphernalia support assembly. A coupling assembly couples the base assembly and the paraphernalia support assembly in a manner that permits the paraphernalia support assembly to be displaceable between lateral sides of a bed when the base assembly is located intermediate the lateral sides of the bed;

No. of Pages : 27 No. of Claims : 13

(12) PATENT APPLICATION PUBLICATION
(19) INDIA
(22) Date of filing of Application :18/02/2015
(21) Application No.1314/DELNP/2015 A
(43) Publication Date : 03/07/2015

(54) Title of the invention : SHARING CONTENT WITH NEARBY DEVICES

(51) International classification :G06F15/16,G06Q50/30
(31) Priority Document No :13/585748
(32) Priority Date :14/08/2012
(33) Name of priority country :U.S.A.
(86) International Application No :PCT/US2013/051722
Filing Date :23/07/2013
(87) International Publication No :WO 2014/028182
(61) Patent of Addition to Application Number :NA
Filing Date :NA
(62) Divisional to Application Number :NA
Filing Date :NA

(71)**Name of Applicant :**
1)GOOGLE INC.
Address of Applicant :1600 Amphitheatre Parkway Mountain View CA 94043 U.S.A.
(72)**Name of Inventor :**
1)KANNAN Akshay

(57) Abstract :
Various aspects of the subject technology relate to systems methods and machine readable media for sharing content with a nearby device. A system is configured receive from a sending device a request to share content wherein the request comprises location information associated with a location of the sending device and content characteristics determine based on the location information and the content characteristics that one or more receiving devices are within a proximity threshold of the location of the sending device and are capable of loading content associated with the content characteristics receive from the sending device a selection of a receiving device from the one or more receiving devices and content to be shared and provide the content to be shared to the selected receiving device.

No. of Pages : 26 No. of Claims : 20

(12) PATENT APPLICATION PUBLICATION
(19) INDIA
(22) Date of filing of Application :18/02/2015
(21) Application No.1315/DELNP/2015 A
(43) Publication Date : 03/07/2015

(54) Title of the invention : 3 PHENYLISOXAZOLIN DERIVATIVES WITH HERBICIDAL ACTION

(51) International classification :C07D261/04,A01N43/80
(31) Priority Document No :12185768.4
(32) Priority Date :25/09/2012
(33) Name of priority country :EPO
(86) International Application No :PCT/EP2013/069453
Filing Date :19/09/2013
(87) International Publication No :WO 2014/048827
(61) Patent of Addition to Application Number :NA
Filing Date :NA
(62) Divisional to Application Number :NA
Filing Date :NA

(71)**Name of Applicant :**
1)BAYER CROPSCIENCE AG
Address of Applicant :Alfred Nobel Str. 50 40789 Monheim Germany
(72)**Name of Inventor :**
1)KUHN Birgit
2)WILLMS Lothar
3)FRENZEL Thomas
4)HAAF Klaus Bernhard
5)LINDELL Stephen David
6)DIETRICH Hansjrg
7)SCHMUTZLER Dirk
8)GATZWEILER Elmar
9)ROSINGER Christopher Hugh

(57) Abstract :
The invention relates to 3-phenylisoxazolin derivatives of formula (I) and to the use thereof as herbicides. In said formula (I) X2 to X6 and R1 to R3 stand for groups such as hydrogen halogen and organic groups such as substituted alkyl. W represents carboxyl, cyano or CHO.

No. of Pages : 673 No. of Claims : 22

(12) PATENT APPLICATION PUBLICATION
(19) INDIA
(22) Date of filing of Application :19/02/2015
(21) Application No.1380/DELNP/2015 A
(43) Publication Date : 03/07/2015

(54) Title of the invention : HERBICIDAL COMPOSITIONS COMPRISING 4-AMINO-3-CHLORO-5-FLUORO-6-(4-CHLORO-2-FLUORO-3- METHOXYPHENYL) PYRIDINE -2-CARBOXYLIC ACID OR A DERIVATIVE THEREOF AND CERTAIN PS II INHIBITORS

(51) International classification	:A01N43/40,A01N43/70,A01N43/88
(31) Priority Document No	:61/675089
(32) Priority Date	:24/07/2012
(33) Name of priority country	:U.S.A.
(86) International Application No	:PCT/US2013/051297
Filing Date	:19/07/2013
(87) International Publication No	:WO 2014/018393
(61) Patent of Addition to Application Number	:NA
Filing Date	:NA
(62) Divisional to Application Number	:NA
Filing Date	:NA

(71)**Name of Applicant :**
1)DOW AGROSCIENCES LLC
Address of Applicant :9330 Zionsville Road Indianapolis IN 46268 U.S.A.
(72)**Name of Inventor :**
1)YERKES Clara
2)MANN Richard
3)SCHMITZER Paul
4)SATCHIVI Norbert

(57) Abstract :
Provided herein are synergistic herbicidal compositions containing (a) a compound of formula (I): or an agricultur ally acceptable salt or ester thereof and (b) a PS II inhibitor, including but not limited to, atrazine, bentazon-sodium, bromoxynil, chlorotoluron, cyanazine, diuron, hexazinone, ioxynil, isoproturon, linuron, methibenzuron, metribuzin, propanil, pyridate, siduron, simazine, simetryne, tebuthiuron and terbuthylazine, or a salt or ester thereof. The compositions and methods provided herein provide control of undesirable vegetation, e.g., in direct- seeded, water-seeded and transplanted rice, cereals, wheat, barley, oats, rye, sorghum, corn or maize, sugarcane, sunflower, oilseed rape, canola, sugar beet, soybean, cotton, pineapple, pastures, grasslands, rangelands, fallowland, turf, tree and vine orchards, aquatics, plantation crops, vegetables, industrial vegetation management (rVM) or rights of way (ROW).

No. of Pages : 105 No. of Claims : 11

(12) PATENT APPLICATION PUBLICATION
(21) Application No.1381/DELNP/2015 A
(19) INDIA
(22) Date of filing of Application :19/02/2015
(43) Publication Date : 03/07/2015

(54) Title of the invention : HERBICIDAL COMPOSITIONS COMPRISING 4-AMINO-3-CHLORO-5-FLUORO-6-(4-CHLORO-2-FLUORO-3- METHOXYPHENYL) PYRIDINE -2-CARBOXYLIC ACID

(51) International classification :A01N43/40
(31) Priority Document No :61/675056
(32) Priority Date :24/07/2012
(33) Name of priority country :U.S.A.
(86) International Application No :PCT/US2013/051307
Filing Date :19/07/2013
(87) International Publication No :WO 2014/018400
(61) Patent of Addition to Application Number :NA
Filing Date :NA
(62) Divisional to Application Number :NA
Filing Date :NA

(71)**Name of Applicant :**
1)DOW AGROSCIENCES LLC
Address of Applicant :9330 Zionsville Road Indianapolis IN 46268 U.S.A.
(72)**Name of Inventor :**
1)YERKES Carla N.
2)MANN Richard K.

(57) Abstract :
Provided herein are synergistic herbicidal compositions containing (a) a compound of formula (I): 4-amino-3-chloro- 5-fluoro-6-(4-chloro-2-fluoro-3-methoxyphenyl)pyridine-2-carboxylic acid or a derivative thereof, or an agriculturally acceptable salt or ester thereof and (b) clomazone. The compositions and methods provided herein control undesirable vegetation, e.g., in direct-seeded, water-seeded and transplanted rice, cereals, wheat, barley, oats, rye, sorghum, com/maize, sugarcane, sunflower, oilseed rape, canola, sugar beet, soybean, cotton, pineapple, pastures, grasslands, rangelands, fallowland, turf, tree and vine orchards, aquat - ics, plantation crops, vegetables, industrial vegetation management (IVM) and rights of way (ROW).

No. of Pages : 39 No. of Claims : 11

(12) PATENT APPLICATION PUBLICATION
(19) INDIA
(22) Date of filing of Application :20/02/2015
(21) Application No.1447/DELNP/2015 A
(43) Publication Date : 03/07/2015

(54) Title of the invention : MOTOR CONTROL UNIT

(51) International classification :F02D9/10
(31) Priority Document No :10 2012 221 697.9
(32) Priority Date :28/11/2012
(33) Name of priority country :Germany
(86) International Application No :PCT/EP2013/070518
Filing Date :02/10/2013
(87) International Publication No :WO 2014/082775
(61) Patent of Addition to Application Number :NA
Filing Date :NA
(62) Divisional to Application Number :NA
Filing Date :NA

(71)**Name of Applicant :**
1)ROBERT BOSCH GMBH
Address of Applicant :Postfach 30 02 20 70442 Stuttgart Germany
(72)**Name of Inventor :**
1)DAEUBEL Ralf

(57) Abstract :
The invention relates to a motor control unit (1) preferably for single cylinder motors comprising a module housing (2) a throttle valve shaft (27) which is rotatably mounted in the module housing (2) a control device board (16) integrated in the module housing (2) and an angle sensor (28) integrated in the module housing (2) for detecting an angle position of the throttle valve shaft (27) wherein the angle sensor (28) contacts the control device board (16) within the module housing (2).

No. of Pages : 18 No. of Claims : 12

(12) PATENT APPLICATION PUBLICATION
(21) Application No.1267/DELNP/2015 A
(19) INDIA
(22) Date of filing of Application :17/02/2015
(43) Publication Date : 03/07/2015

(54) Title of the invention : ADDITIVES THAT IMPROVE THE WEAR RESISTANCE AND LACQUERING RESISTANCE OF DIESEL OR BIODIESEL FUELS

(51) International classification :C10L1/19
(31) Priority Document No :FR1257939
(32) Priority Date :22/08/2012
(33) Name of priority country :France
(86) International Application No :PCT/EP2013/067311
Filing Date :20/08/2013
(87) International Publication No :WO 2014/029770
(61) Patent of Addition to Application Number :NA
Filing Date :NA
(62) Divisional to Application Number :NA
Filing Date :NA

(71)**Name of Applicant :**
1)TOTAL MARKETING SERVICES
Address of Applicant :24 Cours Michelet F 92800 Puteaux France
(72)**Name of Inventor :**
1)DUBOIS Thomas

(57) Abstract :
The present invention relates to novel anti lacquering additives for diesel or biodiesel fuels which have a sulphur content of less than or equal to 500 ppm by weight. These novel additives also improve the lacquering resistance of superior quality diesel or biodiesel fuels which have a sulphur content of less than or equal to 500 ppm by weight.

No. of Pages : 30 No. of Claims : 24

(12) PATENT APPLICATION PUBLICATION
(19) INDIA
(22) Date of filing of Application :18/02/2015

(21) Application No.1329/DELNP/2015 A
(43) Publication Date : 03/07/2015

(54) Title of the invention : TRANSDERMAL FORMULATION CONTAINING COX INHIBITORS

(51) International classification :A61K9/00,A61K47/32,A61K31/415
(31) Priority Document No :13/562686
(32) Priority Date :31/07/2012
(33) Name of priority country :U.S.A.
(86) International Application No :PCT/HU2013/000080
Filing Date :31/07/2013
(87) International Publication No :WO 2014/020366
(61) Patent of Addition to Application Number :NA
Filing Date :NA
(62) Divisional to Application Number :NA
Filing Date :NA

(71)**Name of Applicant :**
1)EGIS GYGYSZERGY • R ZRT.
Address of Applicant :Kereszt°ri °t 30 38. H 1106 Budapest Hungary
(72)**Name of Inventor :**
1)MIKUL • SIK Endre
2)SPAITS Tam¡s
3)SZAK□LYN‰ SINKA □gota

(57) Abstract :
Disclosed are gel compositions suitable for the topical administration of an active compound having poor solubility and skin penetration for example of a COX 2 inhibitor compounds processes of preparation thereof and methods of use thereof for the treatment of indications treatable by the active compound

No. of Pages : 28 No. of Claims : 50

(12) PATENT APPLICATION PUBLICATION
(21) Application No.1391/DELNP/2015 A
(19) INDIA
(22) Date of filing of Application :19/02/2015
(43) Publication Date : 03/07/2015

(54) Title of the invention : BATTERY PACK AND ELECTRIC VEHICLE

(51) International classification :H02J7/02,B60L3/00,B60L11/18
(31) Priority Document No :2012205014
(32) Priority Date :18/09/2012
(33) Name of priority country :Japan
(86) International Application No:PCT/JP2013/067704
Filing Date :27/06/2013
(87) International Publication No :WO 2014/045666
(61) Patent of Addition to Application Number :NA
Filing Date :NA
(62) Divisional to Application Number :NA
Filing Date :NA

(71)**Name of Applicant :**
1)KABUSHIKI KAISHA TOSHIBA
Address of Applicant :1-1 Shibaura 1 chome Minato ku Tokyo 1058001 Japan
(72)**Name of Inventor :**
1)KUWANO Yuki
2)YAMANE Fumiyuki
3)AKIBA Takashi

(57) Abstract :
A battery pack comprises: a plurality of battery banks (BT); BMUs (21) for detecting the current flowing through each of the battery banks (BT) and detecting the voltages and temperatures of a plurality of battery cells; a terminal (TA1) connected to the positive electrode terminals of the battery banks (BT); another terminal (TA2) connected to the negative electrode terminals of the battery banks (BT1 to BT3); a plurality of still another terminals (TB1) connected to the respective positive electrode terminals of the battery banks (BT); still another terminal (TB2) connected to each of the negative electrode terminals of the battery banks (BT); a contactor (22) for connecting and disconnecting the positive electrode terminals of the battery banks (BT) and the terminal (TA1) and for connecting and disconnecting the negative electrode terminals of the battery banks (BT) and the terminal (TA2); another contactors (23A to 23C) for connecting and disconnecting each of the positive electrode terminals of the battery banks (BT) and the terminal (TA1); and still another contactors (25A to 25F) for connecting and disconnecting each of the positive electrode terminals of the battery banks (BT) and each of the terminals (TB1) and for connecting and disconnecting each of the negative electrode terminals of the battery banks (BT) and the terminal (TB2).

No. of Pages : 49 No. of Claims : 6

(12) PATENT APPLICATION PUBLICATION
(19) INDIA
(22) Date of filing of Application :19/02/2015
(21) Application No.1392/DELNP/2015 A
(43) Publication Date : 03/07/2015

(54) Title of the invention : MEDICAL ARTICLE SECUREMENT SYSTEMS

(51) International classification :A61M25/02
(31) Priority Document No :61/698251
(32) Priority Date :07/09/2012
(33) Name of priority country :U.S.A.
(86) International Application No :PCT/US2013/058606
Filing Date :06/09/2013
(87) International Publication No :WO 2014/039891
(61) Patent of Addition to Application Number :NA
Filing Date :NA
(62) Divisional to Application Number :NA
Filing Date :NA

(71)**Name of Applicant :**
1)C. R. BARD INC.
Address of Applicant :8195 Industrial Blvd. Covington GA 30014 U.S.A.
(72)**Name of Inventor :**
1)HOWELL Glade Howard
2)BROWN Matthew Wayne
3)PEARCE Jeremy Alan
4)ELANGOVAN Anthony Sanjay

(57) Abstract :
A medical article such as a catheter is secured with respect to a patient with a securement device. The securement device may include a retainer and anchor pad. Certain devices may further include for example straps flaps dressings slots and recesses for securing the medical article to the patient. The retainer may include a recess and/or a channel. At least one surface of the retainer may be coated with an adhesive.

No. of Pages : 90 No. of Claims : 70

(12) PATENT APPLICATION PUBLICATION
(21) Application No.1451/DELNP/2015 A
(19) INDIA
(22) Date of filing of Application :21/02/2015
(43) Publication Date : 03/07/2015

(54) Title of the invention : SPEED SENSOR INSERT WITH BEARING SPACER INDEXING FOR A TURBOCHARGER

(51) International classification :F02B39/00,F02B37/00
(31) Priority Document No :61/684280
(32) Priority Date :17/08/2012
(33) Name of priority country :U.S.A.
(86) International Application No :PCT/US2013/052880
Filing Date :31/07/2013
(87) International Publication No :WO 2014/028216
(61) Patent of Addition to Application Number :NA
Filing Date :NA
(62) Divisional to Application Number :NA
Filing Date :NA

(71)**Name of Applicant :**
1)BORGWARNER INC.
Address of Applicant :Patent Department 3850 Hamlin Road Auburn Hills Michigan 48326 U.S.A.
(72)**Name of Inventor :**
1)CHEKANSKY Jason W.

(57) Abstract :
Modern turbochargers use speed sensors to determine the shaft speed during operation. In order to replace a speed sensor in a turbocharger with journal bearings separated by a spacer the tip of the speed sensor must be withdrawn from a window in the spacer and replaced through the same window. If the spacer turns while the sensor is removed then the window will be out of alignment with the axis of the sensor and the sensor cannot be re inserted through the window. An insert is provided for preventing rotation of the window in the spacer while the sensor is withdrawn. The insert also prevents wear to the speed sensor from the fluctuating contact forces transmitted from the shaft to the bearing spacer and subsequently to the speed sensor. Accordingly the durability of the speed sensor is improved the rate of failure and need for sensor replacement is reduced.

No. of Pages : 17 No. of Claims : 7

(12) PATENT APPLICATION PUBLICATION
(21) Application No.1319/DELNP/2015 A
(19) INDIA
(22) Date of filing of Application :18/02/2015
(43) Publication Date : 03/07/2015

(54) Title of the invention : METHOD FOR MANUFACTURING PASTE LIKE ELECTRODE PLATE FOR LEAD STORAGE CELL AND ELECTRODE PLATE CLEANING DEVICE USED IN SAID METHOD

(51) International classification :H01M4/20
(31) Priority Document No :2013189125
(32) Priority Date :12/09/2013
(33) Name of priority country :Japan
(86) International Application No :PCT/JP2014/073801
Filing Date :09/09/2014
(87) International Publication No :WO 2015/037581
(61) Patent of Addition to Application Number :NA
Filing Date :NA
(62) Divisional to Application Number :NA
Filing Date :NA

(71)**Name of Applicant :**
1)SHIN KOBE ELECTRIC MACHINERY CO.LTD.
Address of Applicant :8-1, Akashi-cho, Chuo-ku, Tokyo 1040044 Japan
(72)**Name of Inventor :**
1)ITOH Yoshiaki
2)NOMURA Akifumi
3)FUKUHARA Keisuke
4)TAKEUCHI Hisaki
5)SANO Shinichi

(57) Abstract :
Provided is a method for manufacturing an electrode plate in which short circuiting can be minimized by removing excess adhered active material without damaging the electrode plate surface. A lattice substrate (1) made from lead or a lead alloy is packed with a paste like active material and then pressed to produce a filled electrode plate and the filled electrode plate is subjected to initial drying. A spiral airflow (8) is directed against the electrode plate surface of the initially dried filled electrode plate (10) and excess active material adhering to the electrode plate surface is removed. Furthermore the active material on both end surfaces in the thickness direction of a frame skeleton (2) of the filled electrode plate (10) is removed using a brush.

No. of Pages : 57 No. of Claims : 26

(12) PATENT APPLICATION PUBLICATION
(19) INDIA
(22) Date of filing of Application :19/02/2015
(21) Application No.1385/DELNP/2015 A
(43) Publication Date : 03/07/2015

(54) Title of the invention : HERBICIDAL COMPOSITIONS COMPRISING 4 AMINO 3 CHLORO 5 FLUORO 6 (4 CHLORO 2 FLUORO 3 METHOXPHENYL) PYRIDINE 2 CARBOXYLIC ACID OR A DERIVATIVE THEREOF AND VLCFA SYNTHESIS AND FATTY ACID/LIPID SYNTHESIS INHIBITING HERBICIDES

(51) International classification :A01N43/40
(31) Priority Document No :61/675105
(32) Priority Date :24/07/2012
(33) Name of priority country :U.S.A.
(86) International Application No :PCT/US2013/051302
Filing Date :19/07/2013
(87) International Publication No :WO 2014/018397
(61) Patent of Addition to Application Number :NA
Filing Date :NA
(62) Divisional to Application Number :NA
Filing Date :NA

(71)**Name of Applicant :**
1)DOW AGROSCIENCES LLC
Address of Applicant :9330 Zionsville Road Indianapolis IN 46268 U.S.A.
(72)**Name of Inventor :**
1)YERKES Carla
2)MANN Richard
3)SHIRAISHI Ikuo
4)YANAGIYAMA Shingo
5)SATCHIVI Norbert

(57) Abstract :
Provided herein are synergistic herbicidal compositions containing (a) a compound of formula (I): 4-amino-3-chloro- 5-fluoro-6-(4-chloro-2-fluoro-3-methoxyphenyl)pyridine-2-carboxylic acid or a derivative thereof, or an agriculturally acceptable salt or ester thereof and (b) VLCFA and fatty acid/lipid synthesis inhibiting herbicides, including but not limited to, acetochlor, alachlor, anilofos, benfuresate, cafenstrole, dimethenamid-P, fenoxasulfone, fentrazamide, indanofan, flufenacet, mefenacet, s-metolachlor, molinate, pethoxamid, pretilachlor, prosulfocarb, pyroxasulfone, thenylchlor and thiobencarb, or a salt or ester thereof, provide synergistic weed control of undesirable vegetation in direct-seeded, water-seeded and transplanted rice, cereals, wheat, barley, oats, rye, sorghum, corn or maize, sugarcane, sunflower, oilseed rape, canola, sugar beet, soybean, cotton, pineapple, pastures, grasslands, rangelands, fallow land, turf, tree and vine orchards, aquatics, plantation crops, vegetables, industrial vegetation manage ment (G7M) or rights-of-way (ROW).

No. of Pages : 122 No. of Claims : 13

(12) PATENT APPLICATION PUBLICATION
(21) Application No.1386/DELNP/2015 A
(19) INDIA
(22) Date of filing of Application :19/02/2015
(43) Publication Date : 03/07/2015

(54) Title of the invention : HERBICIDAL COMPOSITIONS COMPRISING 4-AMINO-3-CHLORO-5-FLUORO-6-(4-CHLORO-2-FLUORO-3- METHOXYPHENYL) PYRIDINE -2-CARBOXYLIC ACID

(51) International classification :A01N43/40
(31) Priority Document No :61/675067
(32) Priority Date :24/07/2012
(33) Name of priority country :U.S.A.
(86) International Application No :PCT/US2013/051299
Filing Date :19/07/2013
(87) International Publication No :WO 2014/018395
(61) Patent of Addition to Application Number :NA
Filing Date :NA
(62) Divisional to Application Number :NA
Filing Date :NA

(71)**Name of Applicant :**
1)DOW AGROSCIENCES LLC
Address of Applicant :9330 Zionsville Road Indianapolis IN 46268 U.S.A.
(72)**Name of Inventor :**
1)YERKES Carla
2)MANN Richard
3)SCHMITZER Paul
4)SATCHIVI Norbert

(57) Abstract :
Provided herein are synergistic herbicidal compositions containing (a) a com pound of formula (I): 4-amino-3-chloro-5- fluoro-6-(4-chloro-2-fluoro-3- methoxyphenyl)pyridine-2-carboxylic acid or a derivative thereof, or an agriculturally accept able salt or ester thereof and (b) a protoporphyrinogen oxidase inhibitor, e.g., acifluorfen, azafeniden, bifenox, carfentrazone-ethyl-ethyl, flumioxazin, ipfencarbazone, oxadiargyl, oxadiazon, oxyfluorfen, pentoxazone, pyraclonil, pyraflufenethyl and saflufenacil, or a salt or ester thereof. The compositions and methods provided herein provide control of undesirable vegetation, e.g., in direct- seeded, water-seeded and transplanted rice, cereals, wheat, barley, oats, rye, sorghum, corn or maize, sugarcane, sunflower, oilseed rape, canola, sugar beet, soy bean, cotton, pineapple, pastures, grasslands, rangelands, fallowland, turf, tree and vine orchards, aquatics, plantation crops, vegetables, industrial vegetation management (IVM) and rights-of-way (ROW).

No. of Pages : 90 No. of Claims : 13

(12) PATENT APPLICATION PUBLICATION
(21) Application No.1456/DELNP/2015 A
(19) INDIA
(22) Date of filing of Application :21/02/2015
(43) Publication Date : 03/07/2015

(54) Title of the invention : TURBINE PISTON THRUST PATH

(51) International classification :F16H45/02,F16D47/06
(31) Priority Document No :61/709622
(32) Priority Date :04/10/2012
(33) Name of priority country :U.S.A.
(86) International Application No :PCT/EP2013/070068
Filing Date :26/09/2013
(87) International Publication No :WO 2014/053388
(61) Patent of Addition to Application Number :NA
Filing Date :NA
(62) Divisional to Application Number :NA
Filing Date :NA

(71)**Name of Applicant :**
1)SCHAEFFLER TECHNOLOGIES GMBH & CO. KG
Address of Applicant :Industriestrae 1 3 91074 Herzogenaurach Germany
(72)**Name of Inventor :**
1)LINDEMANN Patrick
2)STEINBERGER Markus

(57) Abstract :
A torque converter includes a torus with an impeller and a turbine having respective shells a cover shell and a first damper plate. The impeller shell has a radial wall disposed radially outside of the torus and the turbine shell has a radial wall arranged for frictionally engaging the impeller shell radial wall. The cover shell has a radial wall and the first damper plate has a radial wall for transmitting a turbine shell thrust force to the cover shell radial wall. In an example embodiment the torque converter includes a friction material ring fixedly attached to the turbine shell radial wall or the impeller shell radial wall. In some example embodiments the torque converter includes a friction material ring fixedly attached to the cover shell radial wall or the first damper plate radial wall.

No. of Pages : 20 No. of Claims : 20

(12) PATENT APPLICATION PUBLICATION
(21) Application No.1325/DELNP/2015 A
(19) INDIA
(22) Date of filing of Application :18/02/2015
(43) Publication Date : 03/07/2015

(54) Title of the invention : WORK MACHINE SYSTEM FOR MANAGING WORK MACHINE AND METHOD FOR MANAGING WORK MACHINE

(51) International classification	:G08B21/18
(31) Priority Document No	:NA
(32) Priority Date	:NA
(33) Name of priority country	:NA
(86) International Application No	:PCT/JP2013/083263
Filing Date	:11/12/2013
(87) International Publication No	:WO 2015/040762
(61) Patent of Addition to Application Number	:NA
Filing Date	:NA
(62) Divisional to Application Number	:NA
Filing Date	:NA

(71)**Name of Applicant :**
1)KOMATSU LTD.
Address of Applicant :2-3-6 Akasaka Minato ku Tokyo 1078414 Japan
(72)**Name of Inventor :**
1)ITO Fumiaki

(57) Abstract :
A work machine (MC) is provided with a tank for collecting liquid. The work machine (MC) includes: a calculation unit (21A) for finding the difference between the amount of the liquid in the tank as obtained at a first timing and the amount of the liquid in the tank acquired at a second timing following the first timing; and a notification unit (21B) for reporting fault information showing that a fault pertaining to the tank has occurred when the operating time of the work machine from the first timing to the second timing is equal to or less than a first threshold value and the difference is equal to or more than a second threshold value and not reporting the fault information when the operating time is greater than the second threshold value.

No. of Pages : 65 No. of Claims : 12

(12) PATENT APPLICATION PUBLICATION
(21) Application No.1395/DELNP/2015 A
(19) INDIA
(22) Date of filing of Application :19/02/2015
(43) Publication Date : 03/07/2015

(54) Title of the invention : FLEXIBLE DEVICE FOR PROVIDING BENDING INTERACTION GUIDE AND CONTROL METHOD THEREOF

(51) International classification :G06F3/01,G06F3/03,G06F3/048
(31) Priority Document No :1020120083241
(32) Priority Date :30/07/2012
(33) Name of priority country :Republic of Korea
(86) International Application No :PCT/KR2013/006849
Filing Date :30/07/2013
(87) International Publication No:WO 2014/021615
(61) Patent of Addition to Application Number :NA
Filing Date :NA
(62) Divisional to Application Number :NA
Filing Date :NA

(71)**Name of Applicant :**
1)SAMSUNG ELECTRONICS CO. LTD.
Address of Applicant :129 Samsung ro Yeongtong gu Suwon si Gyeonggi do 443-742 Republic of Korea
(72)**Name of Inventor :**
1)CHO Shi yun
2)LEE Chang soo

(57) Abstract :
A flexible apparatus with a bending interaction guide is provided. The flexible apparatus includes a sensor which senses a bending that deforms the shape of the flexible apparatus and a controller which performs a controlling operation corresponding to the bending when a previously set bending is sensed. The controller adds and provides the bending interaction guide based on a bending set with respect to each of the objects that are displayed on a screen.

No. of Pages : 65 No. of Claims : 15

(12) PATENT APPLICATION PUBLICATION
(19) INDIA
(22) Date of filing of Application :19/02/2015
(21) Application No.1396/DELNP/2015 A
(43) Publication Date : 03/07/2015

(54) Title of the invention : FLEXIBLE APPARATUS AND METHOD FOR CONTROLLING OPERATION THEREOF

(51) International classification :G06F3/01,G06F3/03,G06F3/048
(31) Priority Document No :1020120083234
(32) Priority Date :30/07/2012
(33) Name of priority country :Republic of Korea
(86) International Application No :PCT/KR2013/006850
Filing Date :30/07/2013
(87) International Publication No:WO 2014/021616
(61) Patent of Addition to Application Number :NA
Filing Date :NA
(62) Divisional to Application Number :NA
Filing Date :NA

(71)**Name of Applicant :**
1)SAMSUNG ELECTRONICS CO. LTD.
Address of Applicant :129 Samsung ro Yeongtong gu Suwon si Gyeonggi do 443 742 Republic of Korea
(72)**Name of Inventor :**
1)LEE Han sung
2)LEE Geun ho

(57) Abstract :
A flexible apparatus is provided. The flexible apparatus includes a plurality of motion sensors mounted on different locations of the flexible apparatus a storage configured to store operation information of the flexible apparatus corresponding to a bending shape and a controller configured to determine a bending shape of the flexible apparatus based on a sensing value of each of the plurality of motion sensors and to perform an operation corresponding to the determined bending shape based on the operation information stored in the storage.

No. of Pages : 79 No. of Claims : 15

(12) PATENT APPLICATION PUBLICATION
(19) INDIA
(22) Date of filing of Application :19/02/2015
(21) Application No.1397/DELNP/2015 A
(43) Publication Date : 03/07/2015

(54) Title of the invention : AN APPARATUS AND METHOD FOR WAKING UP A PROCESSOR

(51) International classification :G06F1/32
(31) Priority Document No :13/595119
(32) Priority Date :27/08/2012
(33) Name of priority country :U.S.A.
(86) International Application No :PCT/KR2013/007682
Filing Date :27/08/2013
(87) International Publication No :WO 2014/035119
(61) Patent of Addition to Application Number :NA
Filing Date :NA
(62) Divisional to Application Number :NA
Filing Date :NA

(71)**Name of Applicant :**
1)SAMSUNG ELECTRONICS CO. LTD.
Address of Applicant :129 Samsung ro Yeongtong gu Suwon si Gyeonggi do 443 742 Republic of Korea
(72)**Name of Inventor :**
1)HEO Changryong
2)PARK Kenhyung
3)PARK Kiyeon
4)KIM Yongyi

(57) Abstract :
An apparatus and method for waking up a main processor (MP) in a low power or ultra low power device preferably includes the MP and a sub processor (SP) that utilizes less power than the MP to monitor ambient conditions than the MP and may be internalized in the MP. The MP and SP can remain in a sleep mode while an interrupt sensor monitors for changes in the ambient environment. A sensor is preferably an interrupt type sensor as opposed to polling type sensors conventionally used to detect ambient changes. The MP and SP may remain in sleep mode as a low power or an ultra low power interrupt sensor operates with the SP being in sleep mode and awakens the SP via an interrupt indicating a detected change. The SP then wakes the MP after comparing data from the interrupt sensor with values in storage or with another sensor.

No. of Pages : 34 No. of Claims : 24

(12) PATENT APPLICATION PUBLICATION
(21) Application No.1460/DELNP/2015 A
(19) INDIA
(22) Date of filing of Application :23/02/2015
(43) Publication Date : 03/07/2015

(54) Title of the invention : METHOD FOR PRODUCING ESTER BASED PLASTICIZER AND ESTER BASED PLASTICIZER PRODUCED THEREBY

(51) International classification :C08K5/12,C07C69/82,C08L27/06
(31) Priority Document No :1020130068197
(32) Priority Date :14/06/2013
(33) Name of priority country :Republic of Korea
(86) International Application No :PCT/KR2013/005919
Filing Date :03/07/2013
(87) International Publication No :WO 2014/200138
(61) Patent of Addition to Application Number :NA
Filing Date :NA
(62) Divisional to Application Number :NA
Filing Date :NA

(71)**Name of Applicant :**
1)LG CHEM LTD.
Address of Applicant :128 Yeoui daero Yeongdeungpo gu Seoul 150 721 Republic of Korea
(72)**Name of Inventor :**
1)KIM Hyun Kyu
2)JUNG Da Won
3)LEE Mi Yeon
4)KO Dong Hyun

(57) Abstract :
The present invention relates to a method for producing an ester based plasticizer and an ester based plasticizer produced thereby and more specifically to a method for producing an ester based plasticizer including a step of transesterifying 100 parts by weight of dioctyl terephthalate and 0.1-89.9 parts by weight of butyl alcohol and an ester based plasticizer produced thereby. According to the present invention provided is the method for producing a novel ester based plasticizer and an ester based plasticizer and the like having superior plasticizer properties produced thereby.

No. of Pages : 15 No. of Claims : 12

(12) PATENT APPLICATION PUBLICATION
(21) Application No.1276/DELNP/2015 A
(19) INDIA
(22) Date of filing of Application :17/02/2015
(43) Publication Date : 03/07/2015

(54) Title of the invention : HAMMER WHEEL MECHANISM ABLE TO ADJUST GRINDING FORCE FOR ANNULAR ROLLER TYPE UPRIGHT MILL

(51) International classification :B02C15/08
(31) Priority Document No :201210294386.2
(32) Priority Date :17/08/2012
(33) Name of priority country :China
(86) International Application No :PCT/CN2013/081658
Filing Date :16/08/2013
(87) International Publication No :WO 2014/026644
(61) Patent of Addition to Application Number :NA
Filing Date :NA
(62) Divisional to Application Number :NA
Filing Date :NA

(71)**Name of Applicant :**
1)HUNAN ZHONGHONG HEAVY MACHINERY CO. LTD
Address of Applicant :No.26 Building of High & New Technology Industrial Development Zone Shaoshan Hunan 411300 China
(72)**Name of Inventor :**
1)SUN Zishun
2)SUN Hongzhong

(57) Abstract :
Disclosed is a hammer wheel mechanism able to adjust the grinding force for an annular roller type upright mill wherein a swinging arm is provided on a star shaped mount via a swinging arm shaft one end of the swinging arm is provided with a hammer wheel via a hammer wheel shaft and a weight is provided on the swinging arm via an adjuster bolt. The present invention has the following technical effects: the weight is mounted on the other end of the hammer wheel swinging arm and is able to move transversely along the swinging arm; when the machinery is operating the weight generates an inert centrifugal force at the same time and according to the principle of the plane force system a balancing torque will exist at the fulcrum; adjusting the corresponding position of the weight or changing the weight of the weight itself can set or adjust the grinding force of the hammer wheel so as to achieve the best effects such that the machinery will effectively grind material increasing the quality of the product and improving the production efficiency of the machinery.

No. of Pages : 6 No. of Claims : 1

(12) PATENT APPLICATION PUBLICATION
(21) Application No.1277/DELNP/2015 A
(19) INDIA
(22) Date of filing of Application :17/02/2015
(43) Publication Date : 03/07/2015

(54) Title of the invention : FLEXIBLE VERTICAL GRINDER

(51) International classification :B02C15/02
(31) Priority Document No :201210293481.0
(32) Priority Date :17/08/2012
(33) Name of priority country :China
(86) International Application No :PCT/CN2013/081674
Filing Date :16/08/2013
(87) International Publication No :WO 2014/026649
(61) Patent of Addition to Application Number :NA
Filing Date :NA
(62) Divisional to Application Number :NA
Filing Date :NA

(71)**Name of Applicant :**
1)HUNAN ZHONGHONG HEAVY MACHINERY CO. LTD
Address of Applicant :NO.26 Building of High & New Technology lndustrial Development Zone Shaoshan Hunan 411300 China
(72)**Name of Inventor :**
1)SUN Zishun
2)SUN Hongzhong

(57) Abstract :
A flexible vertical grinder having a main shaft mounting frame (4) on a grinder frame (1); a main shaft (3) is mounted on the main shaft mounting frame; a stelliform bracket (9) is mounted on the main shaft; a hammer wheel grinder and a material sorting balance wheel device are mounted on the stelliform bracket; the material sorting balance wheel (14) and the hammer wheel (17) are on the same horizontal plane. The vertical grinder can apply different grinding forces according to different specific surface areas of the to be ground material and can grind materials of different grades properly but not excessively thus greatly improving crushing efficiency having good overall rigidity and stable operation and facilitating maintenance.

No. of Pages : 17 No. of Claims : 10

(12) PATENT APPLICATION PUBLICATION
(19) INDIA
(22) Date of filing of Application :19/02/2015
(21) Application No.1401/DELNP/2015 A
(43) Publication Date : 03/07/2015

(54) Title of the invention : ENERGY EXTRACTION SYSTEM FOR ILLUMINATING CABLES AMONG OTHER USES WHICH COMPRISES A POWER CABLE AND AN ENERGY EXTRACTION DEVICE; METHOD FOR MANUFACTURING AND REPAIRING SAID SYSTEM

(51) International classification :H01B17/36,H01B13/14,H01B13/02
(31) Priority Document No :NA
(32) Priority Date :NA
(33) Name of priority country :NA
(86) International Application No :PCT/CL2012/000044
Filing Date :17/08/2012
(87) International Publication No :WO 2014/026300
(61) Patent of Addition to Application Number :NA
Filing Date :NA
(62) Divisional to Application Number :NA
Filing Date :NA

(71)**Name of Applicant :**
1)LPEZ GMEZ Mariano
Address of Applicant :Via Aurora 9498 Vitacura Santiago Chile
2)RODR • GUEZ R • OS Borja
(72)**Name of Inventor :**
1)LPEZ GMEZ Mariano
2)RODR • GUEZ R • OS Borja

(57) Abstract :
Energy extraction system for illuminating cables which comprises one or more power cables which may be three phase or single phase and an energy extraction device based on the arrangement of the energy extraction device on at least one of the power cables which comprises the cable. The device comprises: a core which performs the function of concentrating the perimeter magnetic field in the entire volume thereof and is an open and continuous core which is helically arranged on the power cable; a series of coils incorporated on the core at given spacings a voltage being induced in the terminals of said coils; loads which are associated with and connected to each coil preferably LEDs; and storage batteries for storing energy. The invention also concerns the method for manufacturing the system the method for repairing the system and the method for manufacturing the energy extraction device.

No. of Pages : 62 No. of Claims : 39

(12) PATENT APPLICATION PUBLICATION
(19) INDIA
(22) Date of filing of Application :23/02/2015
(21) Application No.1466/DELNP/2015 A
(43) Publication Date : 03/07/2015

(54) Title of the invention : A BIO BASED POLYMER ADDITIVE A PROCESS FOR PREPARING THE BIO BASED POLYMER ADDITIVE AND A BIODEGRADABLE POLYMER COMPOSITION COMPRISING SAID BIO BASED POLYMER ADDITIVE

(51) International classification	:C08L67/00,C08L89/00,C08L101/16
(31) Priority Document No	:61/694872
(32) Priority Date	:30/08/2012
(33) Name of priority country	:U.S.A.
(86) International Application No	:PCT/TH2013/000042
Filing Date	:30/08/2013
(87) International Publication No	:WO 2014/035351
(61) Patent of Addition to Application Number	:NA
Filing Date	:NA
(62) Divisional to Application Number	:NA
Filing Date	:NA

(71)**Name of Applicant :**
1)PTT GLOBAL CHEMICAL PUBLIC COMPANY LIMITED
Address of Applicant :555/1 Energy Complex Building A 14th 18th Floor Vibhavadi Rangsit Road Chatuchak Bangkok 10900 Thailand
(72)**Name of Inventor :**
1)PRASITCHOKE Phatthanon
2)JONG ANURAKKUN Nilubon
3)JAMSAK Wasana
4)CHANDAVASU Chaya
5)PLEEKHUNT Montree

(57) Abstract :
The present invention disclosed a bio based polymer additive its preparation process and a biodegradable polymer composition comprising the said bio based polymer additive for use in manufacturing of biodegradable plastic. The said additive is prepared from the biomass of broken microorganism cell such as microalgae yeast or other microorganisms. In particular the bio based polymer additive is for enhancing rheological properties and/or biodegradability of a polymer. In particular the additive is for use as a pigment.

No. of Pages : 44 No. of Claims : 34

(12) PATENT APPLICATION PUBLICATION
(19) INDIA
(22) Date of filing of Application :17/02/2015
(21) Application No.1268/DELNP/2015 A
(43) Publication Date : 03/07/2015

(54) Title of the invention : TILTING WIND TURBINE

(51) International classification :F03D7/02,F03D11/04
(31) Priority Document No :61/675886
(32) Priority Date :26/07/2012
(33) Name of priority country :U.S.A.
(86) International Application No :PCT/DK2013/050254
Filing Date :26/07/2013
(87) International Publication No :WO 2014/015882
(61) Patent of Addition to Application Number :NA
Filing Date :NA
(62) Divisional to Application Number :NA
Filing Date :NA

(71)**Name of Applicant :**
1)VESTAS WIND SYSTEMS A/S
Address of Applicant :Hedeager 44 DK 8200 Aarhus N Denmark
(72)**Name of Inventor :**
1)HAMMERUM Keld
2)HERBSLEB Eik
3)LARSEN Lars Finn Sloth
4)NA

(57) Abstract :
The preset invention relates to wind turbines and in particular inclining a wind turbine from the vertical position. A tower (102) of a wind turbine may be inclined from the vertical position in order to reduce the loads on the tower (102).

No. of Pages : 42 No. of Claims : 27

(12) PATENT APPLICATION PUBLICATION
(21) Application No.1269/DELNP/2015 A
(19) INDIA
(22) Date of filing of Application :17/02/2015
(43) Publication Date : 03/07/2015

(54) Title of the invention : MOBILE COMMUNICATION SYSTEM MME INCOMING CALL CONTROL METHOD FOR MOBILE COMMUNICATION SYSTEM AND INCOMING CALL CONTROL METHOD FOR MME

(51) International classification	:H04W48/00,H04W8/12,H04W48/18
(31) Priority Document No	:2013079961
(32) Priority Date	:05/04/2013
(33) Name of priority country	:Japan
(86) International Application No	:PCT/JP2013/007567
Filing Date	:25/12/2013
(87) International Publication No	:WO 2014/162375
(61) Patent of Addition to Application Number	:NA
Filing Date	:NA
(62) Divisional to Application Number	:NA
Filing Date	:NA

(71)**Name of Applicant :**
1)NEC CORPORATION
Address of Applicant :7-1 Shiba 5 chome Minato ku Tokyo 1088001 Japan
(72)**Name of Inventor :**
1)TAMURA Toshiyuki
2)OKABE Junya

(57) Abstract :
The purpose of the present invention is to provide a movement management device which even when ISR is active is capable of properly notifying a UE of an incoming voice call generated while a mobile communication device is moving from a position registration area controlled by an MME to a position registration area controlled by an SGSN. A movement management device (10) according to the present invention implements an ISR function in cooperation with an SGSN (20). Let it be assumed that a position registration area (60) managed by the movement management device (10) is located within a position registration area (50) managed by the SGSN (20) and that an incoming voice call has been sent to a mobile communication device (30) when the mobile communication device (30) is moving from the second position registration area (60). In this case an incoming voice call control unit (11) provided in the movement management device (10) transmits to a switch (40) a response message indicating that the mobile communication device (30) is moving and if the switch (40) retransmits an incoming voice call message after the elapse of a predetermined time then the incoming voice call control unit (11) performs call processing for the mobile communication device (30).

No. of Pages : 35 No. of Claims : 13

(12) PATENT APPLICATION PUBLICATION
(21) Application No.1332/DELNP/2015 A
(19) INDIA
(22) Date of filing of Application :18/02/2015
(43) Publication Date : 03/07/2015

(54) Title of the invention : METHOD AND SYSTEM OF STORING AND RETRIEVING DATA

(51) International classification :G06F17/30
(31) Priority Document No :12368027.4
(32) Priority Date :27/09/2012
(33) Name of priority country :EPO
(86) International Application No :PCT/EP2013/002655
Filing Date :04/09/2013
(87) International Publication No :WO 2014/048540
(61) Patent of Addition to Application Number :NA
Filing Date :NA
(62) Divisional to Application Number :NA
Filing Date :NA

(71)**Name of Applicant :**
1)AMADEUS S.A.S.
Address of Applicant :485 route du Pin Montard Sophia Antipolis F 06410 Biot France
(72)**Name of Inventor :**
1)REDOUTEY Jean Charles
2)SINGER Joel
3)BALARD Florent
4)PRUDHOMME Florian
5)BOUTELOUP Romain
6)PITRAT Colin

(57) Abstract :
A method and a system of storing data by a software application are described. In a data storage system comprising one or more database systems and at least one cache node the software application interfaces independently the one or more database systems on a first dedicated interface and the at least one cache node on a second dedicated interface. The method and system are characterized in that: each read query of the data storage system by the software application is first solely issued to the plurality of cache nodes which returns the queried data if available. If not available the software application receives a miss that triggers a fetch of the queried data from the one or more database systems. Upon having retrieved the queried data the software application adds the queried data to at least one cache node. The method and system are further characterized in that each writing of the one or more database systems by the software application is also concurrently performed in the at least one cache node. Hence population of the at least one cache node is quickly done at each missed read query of the at least one cache node and at each write query of the data storage system.

No. of Pages : 39 No. of Claims : 15

(12) PATENT APPLICATION PUBLICATION
(21) Application No.1465/DELNP/2015 A
(19) INDIA
(22) Date of filing of Application :23/02/2015
(43) Publication Date : 03/07/2015

(54) Title of the invention : AUDIO SIGNAL SHAPING FOR PLAYBACK IN A NOISY ENVIRONMENT

(51) International classification :G10L21/0364
(31) Priority Document No :61/696216
(32) Priority Date :02/09/2012
(33) Name of priority country :U.S.A.
(86) International Application No :PCT/US2013/056544
Filing Date :25/08/2013
(87) International Publication No :WO 2014/035845
(61) Patent of Addition to Application Number :NA
Filing Date :NA
(62) Divisional to Application Number :NA
Filing Date :NA

(71)**Name of Applicant :**
1)QOSOUND INC.
Address of Applicant :44 Oak Tree Irvine California 92612 U.S.A.
(72)**Name of Inventor :**
1)SU Huan Yu
2)SU Anthony

(57) Abstract :
Provided is a method for adaptively enhancing an end user s perceived quality or quality of experience (QoE) of speech and other audio under ambient noise conditions. The method comprises the steps of determining the ambient noise characteristics on a continuous basis to capture the time varying nature of ambient noises and adaptively determining the most optimal signal shaping to be applied to the audio/speech signal to produce the most appropriate enhancement to compensate for the ambient noise impairment. The method also comprises a signal shaping technique by using an infinite impulse response (IIR) filter that performs the signal modification with a low delay; a multi level automatic gain control (AGC); and a controlled amplitude clipping module that assures samples are below a certain limit; and outputs the modified signal for playback through a loudspeaker or the like.

No. of Pages : 55 No. of Claims : 56

(12) PATENT APPLICATION PUBLICATION
(19) INDIA
(22) Date of filing of Application :17/02/2015
(21) Application No.1280/DELNP/2015 A
(43) Publication Date : 03/07/2015

(54) Title of the invention : A MULTI STAGE POLYMER AS A GRINDING ADDITIVE AND PREPARATION PROCESS THEREOF

(51) International classification	:C08F265/04,C08F265/06,C08F265/00
(31) Priority Document No	:NA
(32) Priority Date	:NA
(33) Name of priority country	:NA
(86) International Application No Filing Date	:PCT/CN2012/081470 :17/09/2012
(87) International Publication No	:WO 2014/040290
(61) Patent of Addition to Application Number Filing Date	:NA :NA
(62) Divisional to Application Number Filing Date	:NA :NA

(71)**Name of Applicant :**
1)ROHM AND HAAS COMPANY
Address of Applicant :100 Independence Mall West 7th Floor Philadelphia Pennsylvania 19106 U.S.A.
(72)**Name of Inventor :**
1)LI Ling

(57) Abstract :
Provided are a multi-stage polymer comprising a first stage and second stage polymer as a grinding additive and the preparation process thereof. The first stage polymer is prepared from a mixture of : a) 0.1-50 wt% of a nonionic macro-monomer; b) 30-70 wt% an , b - ethylenicahS unsaturated carboxylic acid monomer; and c) 30-70 wt% , b - ethylenically unsaturated nonionic monomer. The polymerization units of the second stage polymer comprise: e) 10-70 wt% of a a, b - ethylenically unsaturated carboxylic acid monomer; and f) 30-90 wt% nonionic , b - ethylenically unsaturated monomer.

No. of Pages : 33 No. of Claims : 11

(12) PATENT APPLICATION PUBLICATION
(19) INDIA
(22) Date of filing of Application :18/02/2015
(21) Application No.1340/DELNP/2015 A
(43) Publication Date : 03/07/2015

(54) Title of the invention : HYBRID ELECTROLYTE

(51) International classification :H01M10/052,H01M10/056,H01M10/054
(31) Priority Document No :12382290.0
(32) Priority Date :19/07/2012
(33) Name of priority country :EPO
(86) International Application No :PCT/EP2013/051023
Filing Date :21/01/2013
(87) International Publication No :WO 2014/012679
(61) Patent of Addition to Application Number :NA
Filing Date :NA
(62) Divisional to Application Number :NA
Filing Date :NA

(71)**Name of Applicant :**
1)CIC ENERGIGUNE
Address of Applicant :Parque Tecnol³gico de • lava Albert Einstein 48 Edificio CIC E 01510 Mi±ano • lava Spain
(72)**Name of Inventor :**
1)ARMAND Michel
2)VILLALUENGA Irune
3)ROJO APARICIO Te³filo

(57) Abstract :
The present invention relates to a nanoparticulate organic hybrid material comprising inorganic nanoparticles covalently grafted with at least one anion of an organic sodium or lithium salt process for its preparation and its use in the preparation of electrolytes suitable for lithium and sodium secondary batteries.

No. of Pages : 40 No. of Claims : 15

(12) PATENT APPLICATION PUBLICATION
(19) INDIA
(22) Date of filing of Application :18/02/2015
(21) Application No.1341/DELNP/2015 A
(43) Publication Date : 03/07/2015

(54) Title of the invention : PROCESS FOR PRODUCING SULFURIC ACID WITH LOW LEVELS OF NITROGEN OXIDES

(51) International classification :C01B17/90
(31) Priority Document No :61/693368
(32) Priority Date :27/08/2012
(33) Name of priority country :U.S.A.
(86) International Application No :PCT/US2013/056706
Filing Date :27/08/2013
(87) International Publication No :WO 2014/035915
(61) Patent of Addition to Application Number :NA
Filing Date :NA
(62) Divisional to Application Number :NA
Filing Date :NA

(71)**Name of Applicant :**
1)E. I. DU PONT DE NEMOURS AND COMPANY
Address of Applicant :1007 Market Street Wilmington Delaware 19898 U.S.A.
(72)**Name of Inventor :**
1)DINDI Hasan
2)LOFTUS Donald James

(57) Abstract :
A process for producing sulfuric acid with reduced levels of nitrogen oxides (NOx) within a typical sulfuric acid production line. The level of NO in a sulfuric acid effluent is reduced by mixing a hydrazine source material with the sulfuric acid effluent at a temperature of at least about 90°C for a period of at least 1 minute.

No. of Pages : 14 No. of Claims : 9

(12) PATENT APPLICATION PUBLICATION
(19) INDIA
(22) Date of filing of Application :18/02/2015
(21) Application No.1342/DELNP/2015 A
(43) Publication Date : 03/07/2015

(54) Title of the invention : MODIFIED HUMAN ROTAVIRUSES AND USES THEREFOR

(51) International classification :C12N7/00,A61K35/76,C12N15/01
(31) Priority Document No :2012903702
(32) Priority Date :27/08/2012
(33) Name of priority country :Australia
(86) International Application No :PCT/AU2013/000945
Filing Date :26/08/2013
(87) International Publication No :WO 2014/032082
(61) Patent of Addition to Application Number :NA
Filing Date :NA
(62) Divisional to Application Number :NA
Filing Date :NA

(71)**Name of Applicant :**
1)MURDOCH CHILDRENS RESEARCH INSTITUTE
Address of Applicant :Royal Childrens Hospital Flemington Road Parkville Victoria 3052 Australia
(72)**Name of Inventor :**
1)KIRKWOOD Carl
2)BISHOP Ruth Frances
3)BARNES Graeme Laurence

(57) Abstract :
The present disclosure relates generally to the field of viral vaccines. Particularly the present disclosure provides a modified Vero adapted human rotavirus strain and a culturing method to produce high titer virus a rotavirus vaccine vaccination protocols and diagnostic and prognostic assays.

No. of Pages : 111 No. of Claims : 21

(12) PATENT APPLICATION PUBLICATION
(21) Application No.1407/DELNP/2015 A
(19) INDIA
(22) Date of filing of Application :20/02/2015
(43) Publication Date : 03/07/2015

(54) Title of the invention : METHOD FOR CULTURING A SUBPOPULATION OF CIRCULATING EPITHELIAL TUMOUR CELLS FROM A BODY FLUID

(51) International classification :C12N5/095,G01N33/50
(31) Priority Document No :10 2012 213 838.2
(32) Priority Date :03/08/2012
(33) Name of priority country :Germany
(86) International Application No :PCT/EP2013/066325
Filing Date :02/08/2013
(87) International Publication No :WO 2014/020169
(61) Patent of Addition to Application Number :NA
Filing Date :NA
(62) Divisional to Application Number :NA
Filing Date :NA

(71)**Name of Applicant :**
1)PACHMANN Ulrich
Address of Applicant :Brandenburger Str. 30 95448 Bayreuth Germany
2)PACHMANN Katharina
(72)**Name of Inventor :**
1)PACHMANN Ulrich
2)PACHMANN Katharina

(57) Abstract :
The invention relates to a method for culturing a subpopulation of circulating epithelial tumour cells from a body fluid of a human or animal suffering from an epithelial tumour wherein cells contained in the body fluid each containing at least one cell nucleus are separated from the body fluid and cultured over at least 24 hours in suspension with formation of spheroids.

No. of Pages : 21 No. of Claims : 12

(12) PATENT APPLICATION PUBLICATION
(19) INDIA
(22) Date of filing of Application :20/02/2015
(21) Application No.1408/DELNP/2015 A
(43) Publication Date : 03/07/2015

(54) Title of the invention : NOVEL TRIAZINE COMPOUNDS

(51) International classification :A61K31/5377
(31) Priority Document No :2283/DEL/2012
(32) Priority Date :23/07/2012
(33) Name of priority country :India
(86) International Application No :PCT/IN2013/000458
Filing Date :23/07/2013
(87) International Publication No :WO 2014/016849
(61) Patent of Addition to Application Number :NA
Filing Date :NA
(62) Divisional to Application Number :NA
Filing Date :NA

(71)**Name of Applicant :**
1)SPHAERA PHARMA PTE. LTD.
Address of Applicant :8 Temasek Boulevard #22 03 Suntec Tower 3 Singapore 038988 Singapore
(72)**Name of Inventor :**
1)DUGAR Sundeep
2)MAHAJAN Dinesh
3)HOLLINGER PETER Frank
4)SHARMA Amit
5)TRIPATHI Vinayak
6)KUILA Bilash

(57) Abstract :
The present invention relates to novel triazine compounds. Trie present invention also discloses compounds of formula I along with other pharmaceutical acceptable excipients and use of the compounds to modulate the PI3K/ mTOR pathway. The present invention relates to novel triazine compounds that may be useful as kinase inhibitors. More particularly the present invention relates to substituted triazine derivatives methods for their preparation pharmaceutical compositions containing these compounds and uses of these compounds in the treatment of PI3K/mTOR pathway related disorders.

No. of Pages : 181 No. of Claims : 14

(12) PATENT APPLICATION PUBLICATION
(21) Application No.1472/DELNP/2015 A
(19) INDIA
(22) Date of filing of Application :23/02/2015
(43) Publication Date : 03/07/2015

(54) Title of the invention : TYRE COMPRISING A HIGH CONTRAST PATTERN COMPRISING A PLURALITY OF CAVITIES

(51) International classification :B60C13/00
(31) Priority Document No :1258550
(32) Priority Date :12/09/2012
(33) Name of priority country :France
(86) International Application No :PCT/EP2013/068666
Filing Date :10/09/2013
(87) International Publication No :WO 2014/040967
(61) Patent of Addition to Application Number :NA
Filing Date :NA
(62) Divisional to Application Number :NA
Filing Date :NA

(71)**Name of Applicant :**
1)COMPAGNIE GENERALE DES ETABLISSEMENTS MICHELIN
Address of Applicant :12 Cours Sablon F 63000 Clermont Ferrand France
2)MICHELIN RECHERCHE ET TECHNIQUE S.A.
(72)**Name of Inventor :**
1)MUHLHOFF Olivier
2)DESVIGNES Jean Claude
3)PATURLE Antoine

(57) Abstract :
The invention relates to a tyre made of a rubbery material comprising a side wall and a pattern (5) formed on this side wall. This pattern comprises a plurality of openings (7) and intermediate zones (9) separating th¨se openings. In order for the pattern to contrast with the side wall, the openings (7) occupy at least 60% of the pattern, th¨se openings being distributed through the pattern with a density at least equal to five openings per square millim¨tre (mm2), th¨se openings having quivalent diameters of between 0.03 mm and 0.5 mm.

No. of Pages : 20 No. of Claims : 11

(12) PATENT APPLICATION PUBLICATION
(19) INDIA
(22) Date of filing of Application :17/02/2015
(21) Application No.1281/DELNP/2015 A
(43) Publication Date : 03/07/2015

(54) Title of the invention : MICROBICIDAL COMPOSITION

(51) International classification	:A01N25/30,A01N43/80,A01P1/00
(31) Priority Document No	:61/702446
(32) Priority Date	:18/09/2012
(33) Name of priority country	:U.S.A.
(86) International Application No	:PCT/US2013/059885
Filing Date	:16/09/2013
(87) International Publication No	:WO 2014/046990
(61) Patent of Addition to Application Number	:NA
Filing Date	:NA
(62) Divisional to Application Number	:NA
Filing Date	:NA

(71)**Name of Applicant :**
1)DOW GLOBAL TECHNOLOGIES LLC
Address of Applicant :2040 Dow Center Midland MI 48674 U.S.A.
2)ROHM AND HAAS COMPANY
(72)**Name of Inventor :**
1)GANDHI Usha
2)MCINNIS Christine
3)SCHOOK Paul O.
4)SCHULTZ Christine M.
5)WILLIAMS Terry Michael

(57) Abstract :
An aqueous microbicidal composition having two components. The first component is 0.5-5 wt% of a mixture of 5- chloro-2-methyl-4-isothiazolin-3-one and 2-methyl-4- isothiazolin-3-one. The second component is 1-10 wt% of a nonionic surfactant comprising a C6-C12 alkyl group, an average of 3-7 moles polymerized units of propylene oxide and an average of 5-12 moles polymerized units of ethylene oxide.

No. of Pages : 41 No. of Claims : 11

(12) PATENT APPLICATION PUBLICATION
(19) INDIA
(22) Date of filing of Application :17/02/2015
(21) Application No.1283/DELNP/2015 A
(43) Publication Date : 03/07/2015

(54) Title of the invention : MICROBICIDAL COMPOSITION

(51) International classification	:A01N37/30,A01N33/08,A01P1/00
(31) Priority Document No	:61/701881
(32) Priority Date	:17/09/2012
(33) Name of priority country	:U.S.A.
(86) International Application No	:PCT/US2013/059688
Filing Date	:13/09/2013
(87) International Publication No	:WO 2014/043490
(61) Patent of Addition to Application Number	:NA
Filing Date	:NA
(62) Divisional to Application Number	:NA
Filing Date	:NA

(71)**Name of Applicant :**
1)DOW GLOBAL TECHNOLOGIES LLC
Address of Applicant :2040 Dow Center Midland MI 48674 U.S.A.
(72)**Name of Inventor :**
1)YIN Bei
2)TINETTI Sheila M.
3)SCHOOK Paul O.
4)SINGLETON Freddie L.

(57) Abstract :
A synergistic microbicidal composition containing 2-(decylthio)ethanamine or its hydrochloride salt and 2,2-dibro - momalonamide in a weight ratio from 64/1 to 1/16.

No. of Pages : 14 No. of Claims : 7

(12) PATENT APPLICATION PUBLICATION
(19) INDIA
(22) Date of filing of Application :18/02/2015
(21) Application No.1349/DELNP/2015 A
(43) Publication Date : 03/07/2015

(54) Title of the invention : MACROPOROUS CATHETER

(51) International classification :A61M25/00,A61B10/00,A61L29/00
(31) Priority Document No :61/676008
(32) Priority Date :26/07/2012
(33) Name of priority country :U.S.A.
(86) International Application No :PCT/US2013/051776
Filing Date :24/07/2013
(87) International Publication No :WO 2014/018595
(61) Patent of Addition to Application Number :NA
Filing Date :NA
(62) Divisional to Application Number :NA
Filing Date :NA

(71)**Name of Applicant :**
1)TWIN STAR MEDICAL INC.
Address of Applicant :700 Tenth Avenue South Suite 120 Minneapolis MN 55415 U.S.A.
(72)**Name of Inventor :**
1)WILSON Scott R.
2)STICE James R.
3)ODLAND Rick M.

(57) Abstract :
The present application provides a catheter (100) for use in delivering and/or recovering materials to and/or from a tissue site in the body the catheter comprising one or more macroporous regions (104) adapted to selectively deliver molecules and/or recover cells from the tissue site based on one or more physical chemical biological characteristics. The macroporous region can be provided in the form of a helical hollow wires and can be adapted to both recover cells from the tissue site (e.g. bacterial or other cells present in interstitial fluid) and optionally to permit the infusion of medicament to the site under corresponding conditions.

No. of Pages : 26 No. of Claims : 11

(12) PATENT APPLICATION PUBLICATION
(19) INDIA
(22) Date of filing of Application :20/02/2015
(21) Application No.1412/DELNP/2015 A
(43) Publication Date : 03/07/2015

(54) Title of the invention : SWITCHING APPARATUS WITH RADIO MODULE AND DEACTIVATION FUNCTION

(51) International classification :H01H71/04,G05B19/042,G08C17/02
(31) Priority Document No :10 2012 106 923.9
(32) Priority Date :30/07/2012
(33) Name of priority country :Germany
(86) International Application No :PCT/EP2013/065844
Filing Date :26/07/2013
(87) International Publication No :WO 2014/019963
(61) Patent of Addition to Application Number :NA
Filing Date :NA
(62) Divisional to Application Number :NA
Filing Date :NA

(71)**Name of Applicant :**
1)EATON ELECTRICAL IP GMBH & CO. KG
Address of Applicant :Airport Center Schnefeld Mittelstrasse 5 5a 12529 Schnefeld Germany
(72)**Name of Inventor :**
1)REIDT Georg

(57) Abstract :
The invention relates to a switching apparatus (1) having a switching device (11) and a radio module (12). The radio module (12) is provided for the purpose of making available a piece of information about an operating state of the switching device (11) in wirelessly retrievable fashion. The switching apparatus (1) according to the invention is distinguished in that the switching apparatus (1) comprises a manual operating element (13) that can be used to physically deactivate the radio module (12).

No. of Pages : 15 No. of Claims : 10

(12) PATENT APPLICATION PUBLICATION
(19) INDIA
(22) Date of filing of Application :20/02/2015
(21) Application No.1413/DELNP/2015 A
(43) Publication Date : 03/07/2015

(54) Title of the invention : METHOD FOR MAKING FLEXIBLE CIRCUITS

(51) International classification :H05K1/03,H05K3/02
(31) Priority Document No :NA
(32) Priority Date : -
(33) Name of priority country :
(86) International Application No :PCT/IB2012/001724
Filing Date :06/09/2012
(87) International Publication No :WO 2014/037755
(61) Patent of Addition to Application Number :NA
Filing Date :NA
(62) Divisional to Application Number :NA
Filing Date :NA

(71)**Name of Applicant :**
1)SAATI S.P.A.
Address of Applicant :Via Milano 14 I 22070 Appiano Gentile (CO) Italy
(72)**Name of Inventor :**
1)CANONICO Paolo
2)LUCIGNANO Carmine

(57) Abstract :
A method for removing a metal from a single thread fabric for making a pattern characterized in that said single thread fabric is a square mesh metallized and etching laser made fabric.

No. of Pages : 19 No. of Claims : 20

(12) PATENT APPLICATION PUBLICATION
(21) Application No.1414/DELNP/2015 A
(19) INDIA
(22) Date of filing of Application :20/02/2015
(43) Publication Date : 03/07/2015

(54) Title of the invention : PROCESS FOR THE PREPARATION OF CRYSTALLINE FORM I OF METHANESULFONATE SALT OF DABIGATRAN ETEXILATE

(51) International classification :C07D401/12
(31) Priority Document No :2712/DEL/2012
(32) Priority Date :31/08/2012
(33) Name of priority country :India
(86) International Application No :PCT/IB2013/058232
Filing Date :02/09/2013
(87) International Publication No :WO 2014/033693
(61) Patent of Addition to Application Number :NA
Filing Date :NA
(62) Divisional to Application Number :NA
Filing Date :NA

(71)**Name of Applicant :**
1)RANBAXY LABORATORIES LIMITED
Address of Applicant :Head Office: 12th Floor Devika Tower 06 Nehru Place New Delhi Delhi 110019 India
(72)**Name of Inventor :**
1)SANWAL Sudhir Singh
2)VEMPALI Anandam
3)MURUGESAN Balaguru
4)SATHYANARAYANA Swargam
5)THAPER Rajesh Kumar
6)PRASAD Mohan

(57) Abstract :
The present invention relates to a process for the preparation of crystalline Form I of methanesulfonate salt of dabigatran etexilate. (Formula (I)). The present invention does not require the isolation of the dabigatran etexilate intermediate.

No. of Pages : 11 No. of Claims : 13

(12) PATENT APPLICATION PUBLICATION
(19) INDIA
(22) Date of filing of Application :23/02/2015
(21) Application No.1479/DELNP/2015 A
(43) Publication Date : 03/07/2015

(54) Title of the invention : BONE FIXATION SYSTEM

(51) International classification :A61B17/80,A61B17/86
(31) Priority Document No :61/692673
(32) Priority Date :23/08/2012
(33) Name of priority country :U.S.A.
(86) International Application No :PCT/US2013/056348
Filing Date :23/08/2013
(87) International Publication No :WO 2014/031938
(61) Patent of Addition to Application Number :NA
Filing Date :NA
(62) Divisional to Application Number :NA
Filing Date :NA

(71)**Name of Applicant :**
1)SYNTHES GMBH
Address of Applicant :Eimattstrasse 3 CH 4436 Oberdorf Switzerland
(72)**Name of Inventor :**
1)APPENZELLER Andreas
2)FLURI Daniel

(57) Abstract :
A bone fixation system has a bone implant with an implant body. The implant body defines an upper surface a bone facing surface spaced from the upper surface along a transverse direction and at least one aperture defined by an inner wall. A bone fixation element is configured for insertion at least partially through the aperture. The bone fixation element has a head and a shaft that extends relative to the head in a distal direction. The head defines a ridge and at least one thread that is spaced from the ridge in the distal direction. The ridge is configured to compress a bone implant against the at least one thread so as to fixedly retain the bone implant with respect to the head.

No. of Pages : 40 No. of Claims : 20

(12) PATENT APPLICATION PUBLICATION
(19) INDIA
(22) Date of filing of Application :20/02/2015
(21) Application No.1410/DELNP/2015 A
(43) Publication Date : 03/07/2015

(54) Title of the invention : AN APPARATUS AND A METHOD FOR ENHANCING POWER OUTPUT

(51) International classification :H02M3/00,H03K17/725
(31) Priority Document No :NA
(32) Priority Date :NA
(33) Name of priority country :NA
(86) International Application No :PCT/SG2012/000314
Filing Date :03/09/2012
(87) International Publication No :WO 2014/035337
(61) Patent of Addition to Application Number :NA
Filing Date :NA
(62) Divisional to Application Number :NA
Filing Date :NA

(71)**Name of Applicant :**
1)DYTECH ENERGY PTE. LTD.
Address of Applicant :8 Cross Street #10 00 Pwc Building Singapore 048424 Singapore
(72)**Name of Inventor :**
1)TENNETI Sabreesh

(57) Abstract :
An apparatus and a method for enhancing power output the apparatus comprising: a thyristor having an anode a cathode and a gate; and a controller connected to the gate the cathode and the anode wherein when the anode is provided with a voltage the controller is configured for activating the thyristor to allow current flow between the anode and the gate in a first instance and is configured for activating the thyristor to allow current flow between the gate and the cathode in a second instance so as to provide the cathode with an enhanced voltage the enhanced voltage being an enhancement of the voltage at the anode.

No. of Pages : 62 No. of Claims : 44

(12) PATENT APPLICATION PUBLICATION
(21) Application No.1411/DELNP/2015 A
(19) INDIA
(22) Date of filing of Application :20/02/2015
(43) Publication Date : 03/07/2015

(54) Title of the invention : METHOD AND APPARATUS FOR DETERMINING THE POSITION OF A MOTOR DRIVEN ACTUATING PART

(51) International classification :G01D5/244
(31) Priority Document No :10 2012 215 214.8
(32) Priority Date :28/08/2012
(33) Name of priority country :Germany
(86) International Application No :PCT/EP2013/066172
Filing Date :01/08/2013
(87) International Publication No :WO 2014/032900
(61) Patent of Addition to Application Number :NA
Filing Date :NA
(62) Divisional to Application Number :NA
Filing Date :NA

(71)**Name of Applicant :**
1)CONTINENTAL AUTOMOTIVE GMBH
Address of Applicant :Vahrenwalder Strae 9 30165 Hannover Germany
(72)**Name of Inventor :**
1)MORAWEK Roman

(57) Abstract :
Method and apparatus for determining the position (x) of a motor-driven actuating part, in particular a window, a sliding roof, a boot lid, a sliding door or a seat, wherein a current position (µž») is determined and, in order to determine the current position (µ,,), a position (µmeans) newly determined for this purpose is taken into account in conjunction with a last valid position (µold), wherein the current position (µž) is selected to be between these two positions (µmeans,µold) and closer to that position which has a comparatively lower uncertainty (σ2) .

No. of Pages : 26 No. of Claims : 21

(12) PATENT APPLICATION PUBLICATION
(21) Application No.1477/DELNP/2015 A
(19) INDIA
(22) Date of filing of Application :23/02/2015
(43) Publication Date : 03/07/2015

(54) Title of the invention : MANUFACTURING FACILITY LINE AND THERMOELECTRIC POWER GENERATION METHOD

(51) International classification :B21B45/00,B21B1/00,H01L35/32
(31) Priority Document No :2012214927
(32) Priority Date :27/09/2012
(33) Name of priority country :Japan
(86) International Application No :PCT/JP2013/005748
Filing Date :26/09/2013
(87) International Publication No :WO 2014/050127
(61) Patent of Addition to Application Number :NA
Filing Date :NA
(62) Divisional to Application Number :NA
Filing Date :NA

(71)**Name of Applicant :**
1)JFE STEEL CORPORATION
Address of Applicant :2 3 Uchisaiwai cho 2 chome Chiyoda ku Tokyo 1000011 Japan
(72)**Name of Inventor :**
1)KUROKI Takashi
2)KABEYA Kazuhisa
3)FUJIBAYASHI Akio

(57) Abstract :
According to the present invention a thermoelectric power generation device having thermoelectric power generation units and a movement means for integrally moving the thermoelectric power generation units is provided to a manufacturing facility line and the thermoelectric power generation units are disposed facing heat sources. As a result a manufacturing facility line in which heat sources move can be achieved with which thermal energy of heat sources having fluctuating emission states can be efficiently converted to electrical energy and recovered.

No. of Pages : 81 No. of Claims : 43

(12) PATENT APPLICATION PUBLICATION
(21) Application No.1478/DELNP/2015 A
(19) INDIA
(22) Date of filing of Application :23/02/2015
(43) Publication Date : 03/07/2015

(54) Title of the invention : THREADED JOINT FOR STEEL PIPE

(51) International classification :F16L15/04
(31) Priority Document No :2012208600
(32) Priority Date :21/09/2012
(33) Name of priority country :Japan
(86) International Application No :PCT/JP2013/074562
Filing Date :11/09/2013
(87) International Publication No :WO 2014/045973
(61) Patent of Addition to Application Number :NA
Filing Date :NA
(62) Divisional to Application Number :NA
Filing Date :NA

(71)**Name of Applicant :**
1)NIPPON STEEL & SUMITOMO METAL CORPORATION
Address of Applicant :6 1 Marunouchi 2 chome Chiyoda ku Tokyo 1008071 Japan
2)VALLOUREC OIL AND GAS FRANCE
(72)**Name of Inventor :**
1)OKU Yousuke
2)YAMAMOTO Tatsuya
3)SUGINO Masaaki
4)ELDER Russell

(57) Abstract :
In the present invention a threaded joint for a steel pipe is provided with: a pin having an male thread formed of a two stage thread and a sealing surface comprising a tapered surface and curved surface formed at an intermediate part of the two stage thread; and a box having a female thread formed of a two stage thread and a sealing surface comprising a tapered surface and curved surface formed at an intermediate part of the two stage thread. The taper angle of the tapered surface of the pin and the taper angle of the tapered surface of the box are substantially the same. The threaded joint has a structure in which in the course of fastening the male thread and the female thread together the pin and the box interfere with one another in the radial direction while the sealing surface of the pin and the sealing surface of the box are in contact thereby causing at least some of each of the sealing surfaces to be in close contact across the entire periphery; and is provided with a contact pressure increasing mechanism for increasing the contact pressure between the sealing surface of the pin and the sealing surface of the box once fastening has concluded.

No. of Pages : 52 No. of Claims : 10

(12) PATENT APPLICATION PUBLICATION
(19) INDIA
(22) Date of filing of Application :17/02/2015
(21) Application No.1290/DELNP/2015 A
(43) Publication Date : 03/07/2015

(54) Title of the invention : METHOD FOR PRODUCING CURVED ARTICLE AND SKELETON STRUCTURE MEMBER FOR AUTOMOBILE BODY SHELL

(51) International classification :B21D22/26,B21D24/08,B21D5/01
(31) Priority Document No :2012200445
(32) Priority Date :12/09/2012
(33) Name of priority country :Japan
(86) International Application No :PCT/JP2013/073946
Filing Date :05/09/2013
(87) International Publication No :WO 2014/042067
(61) Patent of Addition to Application Number :NA
Filing Date :NA
(62) Divisional to Application Number :NA
Filing Date :NA

(71)**Name of Applicant :**
1)NIPPON STEEL & SUMITOMO METAL CORPORATION
Address of Applicant :6-1 Marunouchi 2 chome Chiyoda ku Tokyo 1008071 Japan
(72)**Name of Inventor :**
1)ASO Toshimitsu
2)TANAKA Yasuharu
3)MIYAGI Takashi
4)OGAWA Misao
5)KAWANO Kazuyuki

(57) Abstract :
The present invention produces a curved article (10) having a hat shaped cross section by means of press molding without generating cracks or wrinkles. When producing by means of press molding a curved article (10) having a roughly hat shaped cross section comprising a top plate (11) vertical walls (12a, 12b) extending in parallel to each other along the ridge line (14a, 14b) of the top plate and outward facing flanges (13a, 13b) joined to the tips of the vertical walls a starting material metal plate (601) is sandwiched and bound by a die (502) and a blank holder (505) and press molded while the starting material metal plate (601) is sandwiched and bound by a pad (503) and a punch (504).

No. of Pages : 68 No. of Claims : 11

(12) PATENT APPLICATION PUBLICATION
(21) Application No.1418/DELNP/2015 A
(19) INDIA
(22) Date of filing of Application :20/02/2015
(43) Publication Date : 03/07/2015

(54) Title of the invention : FROZEN COOKED NOODLE AND METHOD FOR MANUFACTURING SAME

(51) International classification :A23L1/16
(31) Priority Document No :2012200424
(32) Priority Date :12/09/2012
(33) Name of priority country :Japan
(86) International Application No :PCT/JP2013/064091
Filing Date :21/05/2013
(87) International Publication No :WO 2014/041853
(61) Patent of Addition to Application Number :NA
Filing Date :NA
(62) Divisional to Application Number :NA
Filing Date :NA

(71)**Name of Applicant :**
1)NISSHIN FOODS INC.
Address of Applicant :25 Kandanishikicho 1 chome Chiyoda ku Tokyo 1018441 Japan
(72)**Name of Inventor :**
1)MIYAJIMA Takaaki
2)IRIE Kentarou
3)FUKUDOME Shinichi

(57) Abstract :
Provided is a frozen cooked noodle capable of maintaining good texture even after thawing. A method for manufacturing a frozen cooked noodle wherein the method includes: obtaining a noodle manufactured from raw materials including 5-80 mass percent processed tapioca starch; gelatinizing the noodle; causing a composition containing gelatin to adhere to the gelatinized noodle; and freezing the noodle with the composition adhered thereon.

No. of Pages : 28 No. of Claims : 8

(12) PATENT APPLICATION PUBLICATION
(21) Application No.1485/DELNP/2015 A
(19) INDIA
(22) Date of filing of Application :23/02/2015
(43) Publication Date : 03/07/2015

(54) Title of the invention : INTERNAL GEAR PUMP

(51) International classification :F04C2/10,F04C15/00
(31) Priority Document No :2012175875
(32) Priority Date :08/08/2012
(33) Name of priority country :Japan
(86) International Application No :PCT/JP2013/070288
Filing Date :26/07/2013
(87) International Publication No :WO 2014/024701
(61) Patent of Addition to Application Number :NA
Filing Date :NA
(62) Divisional to Application Number :NA
Filing Date :NA

(71)**Name of Applicant :**
1)NTN CORPORATION
Address of Applicant :3-17 Kyomachibori 1 chome Nishi ku Osaka shi Osaka 5500003 Japan
(72)**Name of Inventor :**
1)ISHII Takuya
2)SHIMODA Masato
3)ASADA Hajime
4)HATTORI Kei

(57) Abstract :
Provided is an internal gear pump which can be manufactured at low cost with fewer mechanical processing steps and which also has a high safety factor in functioning. This internal gear pump (1) has a trochoid (4) in which an inner rotor (3) having multiple outer teeth is rotatably housed inside of an outer rotor (2) having multiple inner teeth in an eccentric state in which the outer teeth mesh with said inner teeth. Between the inner teeth and the outer teeth in said trochoid are formed an inlet side volume chamber where a liquid is intaken and an outlet side volume chamber where the liquid intaken in the inlet side volume chamber is discharged. The internal gear pump (1) also includes a casing (5) in which a recess (5a) housing the trochoid (4) is formed and a cover (6) which closes the recess (5a) of the casing (5). At least one part of the casing (5) is an injection molded body of a resin composition. There is a groove (5d) in the portion which seals the outer periphery of the recess (5a) of the casing (5) and a seal ring (13) is installed in said groove. In screw hole sections sintered metal bushings (7) are provided integrally during injection molding.

No. of Pages : 42 No. of Claims : 10

(12) PATENT APPLICATION PUBLICATION
(21) Application No.1486/DELNP/2015 A
(19) INDIA
(22) Date of filing of Application :23/02/2015
(43) Publication Date : 03/07/2015

(54) Title of the invention : COATING FILM AND METAL AUTOMOTIVE PART ON WHICH COATING FILM IS FORMED AND CONSTANT VELOCITY UNIVERSAL JOINT

(51) International classification	:B05D3/02,B05D7/14,B32B15/092
(31) Priority Document No	:2012178011
(32) Priority Date	:10/08/2012
(33) Name of priority country	:Japan
(86) International Application No	:PCT/JP2013/071592
Filing Date	:09/08/2013
(87) International Publication No	:WO 2014/025006
(61) Patent of Addition to Application Number	:NA
Filing Date	:NA
(62) Divisional to Application Number	:NA
Filing Date	:NA

(71)**Name of Applicant :**
1)NTN CORPORATION
Address of Applicant :3-17 Kyomachibori 1 chome Nishi ku Osaka shi Osaka 5500003 Japan
(72)**Name of Inventor :**
1)IWAMOTO Takafumi
2)YOSHIDA Kazuhiko
3)CHOKYU Masato
4)SUZUKI Shintaro
5)HAYASHI Hiromi

(57) Abstract :
Provided are: a coating film that exhibits excellent adhesion even if a chemical conversion coating process is not carried out as a primer process; and a metal automotive part having said coating film. By depositing a powder on the surface of a metal automotive part that has been quenched after being forged using a powder coating method and then simultaneously tempering the metal automotive part and bake hardening the deposited powder a coating film is formed on the surface of the metal automotive part. The surface of the metal automotive part before the powder has been deposited using the powder coating method serves as a work hardened base surface that has not undergone a chemical conversion coating process.

No. of Pages : 45 No. of Claims : 12

(12) PATENT APPLICATION PUBLICATION
(19) INDIA
(22) Date of filing of Application :19/02/2015
(21) Application No.1367/DELNP/2015 A
(43) Publication Date : 03/07/2015

(54) Title of the invention : DEVICE SYSTEM AND METHOD FOR CONTROLLING AN OPERATION

(51) International classification :G06F9/30
(31) Priority Document No :2012903669
(32) Priority Date :24/08/2012
(33) Name of priority country :Australia
(86) International Application No :PCT/AU2013/000924
Filing Date :20/08/2013
(87) International Publication No :WO 2014/028967
(61) Patent of Addition to Application Number :NA
Filing Date :NA
(62) Divisional to Application Number :NA
Filing Date :NA

(71)**Name of Applicant :**
1)LAPINS HOLDINGS PTY LTD as trustee for THE LAPINS FAMILY TRUST
Address of Applicant :2 Amboy Lane Canning Vale Western Australia 6155 Australia
(72)**Name of Inventor :**
1)LAPINS Mark Andrew
2)HENNESSY John David
3)HILL Jasen Andrew

(57) Abstract :
A device (10) for controlling an operation the device comprising: a controller (12); a storage means (14) for storing electronic program instructions for controlling the controller; and an input means (16); wherein the controller is operable under control of the electronic program instructions to: receive at least one instruction via the input means the at least one instruction comprising a command associated with the operation; and implement the operation according to the command.

No. of Pages : 56 No. of Claims : 28

(12) PATENT APPLICATION PUBLICATION
(21) Application No.1368/DELNP/2015 A
(19) INDIA
(22) Date of filing of Application :19/02/2015
(43) Publication Date : 03/07/2015

(54) Title of the invention : CIRCUIT TO KEEP ELECTRONIC TRANSFORMERS WORKING WHILE UNDER LOADED

(51) International classification :H05B33/08
(31) Priority Document No :1215412.6
(32) Priority Date :30/08/2012
(33) Name of priority country :U.K.
(86) International Application No :PCT/IB2013/058172
Filing Date :30/08/2013
(87) International Publication No :WO 2014/033684
(61) Patent of Addition to Application Number :NA
Filing Date :NA
(62) Divisional to Application Number :NA
Filing Date :NA

(71)**Name of Applicant :**
1)MARULALED (PTY) LTD
Address of Applicant :Unit E23 Prime Park 43 Mocke Road 7800 Diep Rivier South Africa
(72)**Name of Inventor :**
1)DE VAAL Gerardus Geertruud

(57) Abstract :
An LED light source includes a sub circuit (24) that is connectable via terminals (12,13) to an electronic transformer and to a powered circuit including at least one LED (4). The sub circuit (24) includes a sub circuit rectifier (1a,1b,1c,1d) that is connectable to the transformer (25) and a constant current regulator (7) and a sub circuit capacitor (6) that are connected parallel to the sub circuit rectifier (1a,1b,1c,1d).

No. of Pages : 17 No. of Claims : 12

(12) PATENT APPLICATION PUBLICATION
(19) INDIA
(22) Date of filing of Application :20/02/2015
(21) Application No.1431/DELNP/2015 A
(43) Publication Date : 03/07/2015

(54) Title of the invention : ONE PIECE PART INCLUDING A MAGNETOCALORIC MATERIAL INCLUDING AN ALLOY INCLUDING IRON AND SILICON AND AT LEAST ONE LANTHANIDE AND METHOD FOR MANUFACTURING SAID ONE PIECE PART

(51) International classification :F25B21/00,F28F3/04
(31) Priority Document No :1257498
(32) Priority Date :01/08/2012
(33) Name of priority country :France
(86) International Application No :PCT/EP2013/065743
Filing Date :25/07/2013
(87) International Publication No :WO 2014/019938
(61) Patent of Addition to Application Number :NA
Filing Date :NA
(62) Divisional to Application Number :NA
Filing Date :NA

(71)**Name of Applicant :**
1)COOLTECH APPLICATIONS
Address of Applicant :Impasse Antoine Imbs F 67810 Holtzheim France
(72)**Name of Inventor :**
1)MULLER Christian
2)VIKNER Peter
3)DUBREZ Alexandra

(57) Abstract :
The invention relates to a one-piece part containing at least one magnetocaloric material including an alloy including iron and silicon and at least one lanthanide, characterized in that: said part comprises a base located in a first plane defined by a first direction (Dx) and a second direction (Dy), and a set of N unit blades (La,i) rigidly connected to said base; said blades have a first dimension (D Lai, x) in the first direction, a second dimension (DLai,y) in the second direction and a third dimension (DLaiž) in a third direction (Dz) perpendicular to the FIG.6a first and second directions; an if blade is separated from a (i+l) f blade by an if distance (di); the ratio between the second dimension and the first dimension is great than or equal to 10; the ratio between the third dimension and the first dimension is greater than or equal to 6; and the first dimension is of the same order of magnitude as the distance bet ween an if blade and a (i+l) ft blade. The magnetocaloric material may be a rare earth alloy or a composite material containing a polymer binder and a rare earth alloy. The invention also relates to an extrusion method for producing the one-piece parts of the invention.

No. of Pages : 42 No. of Claims : 34

(12) PATENT APPLICATION PUBLICATION
(21) Application No.1432/DELNP/2015 A
(19) INDIA
(22) Date of filing of Application :20/02/2015
(43) Publication Date : 03/07/2015

(54) Title of the invention : ANTI CORROSIVE ZINC PRIMER COATING COMPOSITIONS COMPRISING HOLLOW GLASS SPHERES|AND A CONDUCTIVE PIGMENT

(51) International classification :C09D5/10,C09D5/24,C09D7/12
(31) Priority Document No :12182173.0
(32) Priority Date :29/08/2012
(33) Name of priority country :EPO
(86) International Application No:PCT/EP2013/067952
Filing Date :29/08/2013
(87) International Publication No :WO 2014/033237
(61) Patent of Addition to Application Number :NA
Filing Date :NA
(62) Divisional to Application Number :NA
Filing Date :NA

(71)**Name of Applicant :**
1)HEMPEL A/S
Address of Applicant :Lundtoftegrdsvej 91 DK 2800 Kgs. Lyngby Denmark
(72)**Name of Inventor :**
1)CODOLAR Santiago Arias
2)COLOMINAS TUTUSAUS Salvador
3)REDONDO Tom¡s Alhambra
4)PALOMO RIBELL Rub¨n

(57) Abstract :
The present invention concerns anti corrosive coating compositions in particular coating compositions for protecting iron and steel structures. In particular the present invention relates to silicate based coating compositions comprising particulate zinc conductive pigments and glass hollow microspheres. The invention furthermore concerns a kit of parts containing the composition a method for its application as well as metal structures coated with the composition.

No. of Pages : 47 No. of Claims : 13

(12) PATENT APPLICATION PUBLICATION
(21) Application No.1493/DELNP/2015 A
(19) INDIA
(22) Date of filing of Application :23/02/2015
(43) Publication Date : 03/07/2015

(54) Title of the invention : ELECTROLYSED WATER GENERATING APPARATUS

(51) International classification :C02F1/46,C02F1/28,C02F1/32
(31) Priority Document No :2012189390
(32) Priority Date :30/08/2012
(33) Name of priority country :Japan
(86) International Application No :PCT/JP2013/004360
Filing Date :17/07/2013
(87) International Publication No :WO 2014/034009
(61) Patent of Addition to Application Number :NA
Filing Date :NA
(62) Divisional to Application Number :NA
Filing Date :NA

(71)**Name of Applicant :**
1)PANASONIC INTELLECTUAL PROPERTY MANAGEMENT CO. LTD.
Address of Applicant :1-61 Shiromi 2 chome Chuo ku Osaka shi Osaka 5406207 Japan
(72)**Name of Inventor :**
1)SAKAI Akira
2)MATSUNAGA Yasufumi

(57) Abstract :
The electrolyzed water generating apparatus (10) comprises: a water supplying device (30); a water discharging device (50); a retention tank (40) capable of connecting the water supplying device (30) to the water discharging device (50); and a control device (70) for controlling the actions of the water supplying device (30) and the actions of the water discharging device (50). The water supplying device (30) is provided with a raw water inflow opening (61a) a first valve (31) a first pump (32) and a water purifying unit (33). The water discharging device (50) is provided with a second pump (51) an electrolysis tank (52) a disinfection tank (53) and an outflow valve (54). The apparatus is configured so that while at least one of the water supplying device (30) or the water discharging device (50) is operating the control device (70) controls the actions of the other device so that at least one or more of the constituent elements of the other device become inoperative.

No. of Pages : 32 No. of Claims : 2

(12) PATENT APPLICATION PUBLICATION
(19) INDIA
(22) Date of filing of Application :20/02/2015
(21) Application No.1426/DELNP/2015 A
(43) Publication Date : 03/07/2015

(54) Title of the invention : PLASTIC PLUG FOR SECURING A RAIL

(51) International classification :E01B9/18
(31) Priority Document No :10 2012 107 732.0
(32) Priority Date :22/08/2012
(33) Name of priority country :Germany
(86) International Application No :PCT/EP2013/067171
Filing Date :16/08/2013
(87) International Publication No :WO 2014/029704
(61) Patent of Addition to Application Number :NA
Filing Date :NA
(62) Divisional to Application Number :NA
Filing Date :NA

(71)**Name of Applicant :**
1)VOSSLOH WERKE GMBH
Address of Applicant :Vosslohstrae 4 58791 Werdohl Germany
(72)**Name of Inventor :**
1)HARRA Michael
2)KRIEG Nikolaj
3)GNACZYNSKI Martin
4)BEDNARCZYK Adrian
5)BECKER Dietmar

(57) Abstract :
The present invention relates to a plastic plug (1) for securing a rail on a solid base said plug having a plug opening (3) for introducing a sleeper bolt (2) a plug internal space (8) a shank section (4) which connects to the plug opening (3) in the longitudinal direction LR of the plastic plug (1) and a holding section (5) which connects to the shank section (4) in the longitudinal direction LR of the plastic plug (1) and is provided on the outside with at least one projection (11) protruding in the radial direction R and running around the circumference. Cracks in the solid base near the surface are avoided by an upper flank (12) of the projection (11) associated with the plug opening (3) at an angle 1 of 90° ± 3° in relation to the longitudinal axis L of the plastic plug (1).

No. of Pages : 40 No. of Claims : 20

(12) PATENT APPLICATION PUBLICATION
(21) Application No.1491/DELNP/2015 A
(19) INDIA
(22) Date of filing of Application :23/02/2015
(43) Publication Date : 03/07/2015

(54) Title of the invention : IMMUNOASSAY RAPID DIAGNOSTIC TEST UNIVERSAL ANALYSIS DEVICE SYSTEM METHOD AND COMPUTER READABLE MEDIUM

(51) International classification :G01N21/64,G01N21/55,H04W88/02
(31) Priority Document No :61/675049
(32) Priority Date :24/07/2012
(33) Name of priority country :U.S.A.
(86) International Application No :PCT/CA2013/000670
Filing Date :24/07/2013
(87) International Publication No :WO 2014/015420
(61) Patent of Addition to Application Number :NA
Filing Date :NA
(62) Divisional to Application Number :NA
Filing Date :NA

(71)**Name of Applicant :**
1)FIO CORPORATION
Address of Applicant :111 Queen Street Suite 500 Toronto ON M5C 1S2 Canada
(72)**Name of Inventor :**
1)XIANG Qing
2)LEE Jeongjin

(57) Abstract :
A device system method and computer readable medium is provided for universal analysis of immunoassay rapid diagnostic tests. They permit different tests from varied manufacturers to be read even though such tests may be associated with reflection and/or emission types of signals. The device system method and computer readable medium use one or more rapid diagnostic test databases including information on products commercially available on the market and on customized rapid tests. The device system method and computer readable medium identify the type of test to be analyzed by matching it with the test database(s). They capture a corresponding reflection and/or emission signal from the test as appropriate. The device system method and computer readable medium may transform the signal to an image or vice versa and/or analyze the image to interpret the test result.

No. of Pages : 47 No. of Claims : 46

(12) PATENT APPLICATION PUBLICATION
(21) Application No.1492/DELNP/2015 A
(19) INDIA
(22) Date of filing of Application :23/02/2015
(43) Publication Date : 03/07/2015

(54) Title of the invention : ARRANGEMENT WITH A GAS SEAL

(51) International classification :F16J15/34,F16J15/38
(31) Priority Document No :10 2012 215 887.1
(32) Priority Date :07/09/2012
(33) Name of priority country :Germany
(86) International Application No :PCT/EP2013/065687
Filing Date :25/07/2013
(87) International Publication No :WO 2014/037150
(61) Patent of Addition to Application Number :NA
Filing Date :NA
(62) Divisional to Application Number :NA
Filing Date :NA

(71)**Name of Applicant :**
1)SIEMENS AKTIENGESELLSCHAFT
Address of Applicant :Wittelsbacherplatz 2 80333 M¼nchen Germany
(72)**Name of Inventor :**
1)KIRCHNER Christian

(57) Abstract :
The invention relates to an arrangement having a gas seal (GS) a stator (S) and a rotor (R) extending along an axis (X) for sealing a sealing gap (SGP) between the rotor (R) and the stator (S) comprising a rotating rotor sealing ring (RSR) and a static stator sealing ring (SSR) comprising a rotating fixing element (FE) which axially fixes the rotor sealing ring (RSR) at the rotor (R). The fixing element (FE) extends at least over part of the circumference in the circumferential direction (CD) and the fixing element (FE) is arranged at least partially in a gap (GP) extending axially and in the circumferential direction (CD) and having a radial gap height (GH) between the rotor (R) and the rotating rotor sealing ring (RSR). The gap (GP) is defined by the rotating rotor sealing ring (RSR) by means of a sealing ring surface (SRS) and by the rotor (R) by means of a rotor surface (RS) wherein the sealing ring surface (SRS) has a first depression (SRD) and the rotor surface (RS) has a second depression (RSD). The fixing element (FE) is arranged partially in the first depression (SRD) and partially in the second depression (RSD) in such a manner that an axial relative movement beyond a desired position region between the rotating rotor sealing ring (RSR) and the rotor (R) is possible only through a radial deformation of the fixing element (FE).

No. of Pages : 16 No. of Claims : 11

(12) PATENT APPLICATION PUBLICATION
(21) Application No.1383/DELNP/2015 A
(19) INDIA
(22) Date of filing of Application :19/02/2015
(43) Publication Date : 03/07/2015

(54) Title of the invention : HERBICIDAL COMPOSITIONS COMPRISING 4-AMINO-3-CHLORO-5-FLUORO-6-(4-CHLORO-2-FLUORO-3- METHOXYPHENYL) PYRIDINE -2-CARBOXYLIC ACID

(51) International classification :A01N43/40
(31) Priority Document No :61/675117
(32) Priority Date :24/07/2012
(33) Name of priority country :U.S.A.
(86) International Application No :PCT/US2013/051322
Filing Date :19/07/2013
(87) International Publication No :WO 2014/018409
(61) Patent of Addition to Application Number :NA
Filing Date :NA
(62) Divisional to Application Number :NA
Filing Date :NA

(71)**Name of Applicant :**
1)DOW AGROSCIENCES LLC
Address of Applicant :9330 Zionsville Road Indianapolis IN 46268 U.S.A.
(72)**Name of Inventor :**
1)YERKES Carla N.
2)MANN Richard K.

(57) Abstract :
Provided herein are synergistic herbicidal compositions containing (a) a compound of formula (I): 4-amino-3-chloro-5- fluoro-6-(4-chloro-2-fluoro-3- methoxyphenyl)pyridine-2-carboxylic acid or a derivative thereof, or an agriculturally acceptable salt or ester thereof and (b) dimethoxy- pyrimidine acids, including but not limited to bispyribac-sodium, pyribenzoxirii, pyriftalid, pyriminobac-methyl and pyrimisulfan provide synergistic weed control of undesirable vegetation e.g., in direct seeded, water-seeded, and transplanted rice, cereals, wheat, barley, oats, rye, sorghum, com or maize, sugarcane, sunflower, oilseed rape, canola, sugar beet, soybean, cotton, pineapple, vegetables, pastures, grasslands, rangelands, fallowland, turf, tree and vine orchards, aquatics, plantation crops, industrial vegetation management (rVM) or rights of way (ROW).

No. of Pages : 56 No. of Claims : 13

(12) PATENT APPLICATION PUBLICATION
(21) Application No.1384/DELNP/2015 A
(19) INDIA
(22) Date of filing of Application :19/02/2015
(43) Publication Date : 03/07/2015

(54) Title of the invention : HERBICIDAL COMPOSITIONS COMPRISING 4 AMINO 3 CHLORO 5 FLUORO 6 (4 CHLORO 2 FLUORO 3 METHOXYPHENYL) PYRIDINE 2 CARBOXYLIC ACID

(51) International classification :A01N43/40
(31) Priority Document No :61/675063
(32) Priority Date :24/07/2012
(33) Name of priority country :U.S.A.
(86) International Application No :PCT/US2013/051312
Filing Date :19/07/2013
(87) International Publication No :WO 2014/018402
(61) Patent of Addition to Application Number :NA
Filing Date :NA
(62) Divisional to Application Number :NA
Filing Date :NA

(71)**Name of Applicant :**
1)DOW AGROSCIENCES LLC
Address of Applicant :9330 Zionsville Road Indianapolis IN 46268 U.S.A.
(72)**Name of Inventor :**
1)YERKES Carla N.
2)MANN Richard K.

(57) Abstract :
Provided herein are synergistic herbicidal compositions containing (a) a compound of formula (I): 4-amino-3-chloro- 5-fluoro-6- (4-chloro-2-fluoro-3-methoxyphenyl)pyridine-2-carboxylic acid or a derivative thereof, or an agriculturally acceptable salt or ester thereof and (b) HPPD inhibitors e.g., benzobicyclon, benzofenap, cyclopyrimorate, fenquinotrione, isoxaflutole, mesotrione, pyrazolynate, sulcotrione, tefuryltrione, and topramezone, or a salt or ester thereof. The compositions and methods provided herein provide control of undesirable vegetation, e.g., in direct-seeded rice, water-seeded rice, transplanted rice, cereals, wheat, barley, oats, rye, sorghum, com or maize, sugarcane, sunflower, oilseed rape, canola, sugar beet, soybean, cotton, pineapple, vegetables, pastures, grasslands, rangelands, fallowland, turf, tree and vine orchards, plantation crops, aquatics or industrial vegetation management (rVM) or rights-of way (ROW).

No. of Pages : 74 No. of Claims : 13

(12) PATENT APPLICATION PUBLICATION
(19) INDIA
(22) Date of filing of Application :20/02/2015
(21) Application No.1445/DELNP/2015 A
(43) Publication Date : 03/07/2015

(54) Title of the invention : PROCESS TO PRODUCE ATORVASTATIN INTERMEDIATES

(51) International classification :C07D207/34,C07D319/06
(31) Priority Document No :12184688.5
(32) Priority Date :17/09/2012
(33) Name of priority country :EPO
(86) International Application No :PCT/EP2013/068887
Filing Date :12/09/2013
(87) International Publication No :WO 2014/041059
(61) Patent of Addition to Application Number :NA
Filing Date :NA
(62) Divisional to Application Number :NA
Filing Date :NA

(71)**Name of Applicant :**
1)DSM SINOCHEM PHARMACEUTICALS NETHERLANDS B.V.
Address of Applicant :P.O.Box 245 Alexander Fleminglaan 1 NL 2613 AX Delft Netherlands
(72)**Name of Inventor :**
1)LANGE DE Ben
2)HEEMSKERK Dennis
3)ELSENBERG Henricus Leonardus Marie

(57) Abstract :
The invention provides a process for the production of a compound of formula (I), said process comprising reacting a compound of formula (II) with a compound of formula (III) wherein Rl and R2 may be the same or different and are selected from H; a C1-C6 alkyl which may be straight or branched, substituted or unsubstituted; or Rl and R2 together represent an alkylidene group of the formula CRaRb wherein Ra and Rb may be the same or different and are selected from an alkyl group having between 1 and 6 atoms, and wherein R3 represents a C1-C6 alkyl group, wherein the reaction is carried out at reduced pressure. This may advantageously allow for lower reaction temperatures and/or may result in a higher yield. Also, a phase separation step may be omitted.

No. of Pages : 13 No. of Claims : 13

(12) PATENT APPLICATION PUBLICATION
(21) Application No.1510/DELNP/2015 A
(19) INDIA
(22) Date of filing of Application :24/02/2015
(43) Publication Date : 03/07/2015

(54) Title of the invention : LICENSE CONTROL SYSTEM LICENSE CONTROL METHOD LICENSE APPLICATION DEVICE AND NON TRANSITORY COMPUTER READABLE MEDIUM WHEREUPON PROGRAM IS STORED

(51) International classification :G06F21/10
(31) Priority Document No :2012204213
(32) Priority Date :18/09/2012
(33) Name of priority country :Japan
(86) International Application No :PCT/JP2013/003061
Filing Date :13/05/2013
(87) International Publication No :WO 2014/045490
(61) Patent of Addition to Application Number :NA
Filing Date :NA
(62) Divisional to Application Number :NA
Filing Date :NA

(71)**Name of Applicant :**
1)NEC CORPORATION
Address of Applicant :7-1 Shiba 5 chome Minato ku Tokyo 1088001 Japan
(72)**Name of Inventor :**
1)KAWADA Koji

(57) Abstract :
A license administration device (200) transmits a license key generation request relating to a wireless device (400) via a network to a key generation device (300) and transmits a license key of the wireless device (400) which is received from the key generation device (300) to a license application device (100). The key generation device (300) generates the license key of the wireless device (400) in response to the license key generation request and transmits same to the license administration device (200). The license application device (100) connects offline with the wireless device (400) and applies the received license key to the wireless device (400).

No. of Pages : 34 No. of Claims : 10

(12) PATENT APPLICATION PUBLICATION
(19) INDIA
(22) Date of filing of Application :17/02/2015
(21) Application No.1285/DELNP/2015 A
(43) Publication Date : 03/07/2015

(54) Title of the invention : USE OF BIOCIDES AS FLAME RETARDANTS

(51) International classification :C09K21/08
(31) Priority Document No :12185232.1
(32) Priority Date :20/09/2012
(33) Name of priority country :EPO
(86) International Application No :PCT/EP2013/069026
Filing Date :13/09/2013
(87) International Publication No :WO 2014/044614
(61) Patent of Addition to Application Number :NA
Filing Date :NA
(62) Divisional to Application Number :NA
Filing Date :NA

(71)**Name of Applicant :**
1)BAYER CROPSCIENCE AG
Address of Applicant :Alfred Nobel Str. 50 40789 Monheim Germany
(72)**Name of Inventor :**
1)HEPPERLE Jens
2)HORN Karin
3)VERMEER Ronald

(57) Abstract :
The present invention relates to the use of biocides as flame retardants.

No. of Pages : 27 No. of Claims : 15

(12) PATENT APPLICATION PUBLICATION
(19) INDIA
(22) Date of filing of Application :18/02/2015
(21) Application No.1347/DELNP/2015 A
(43) Publication Date : 03/07/2015

(54) Title of the invention : CONTAINER FOR LIQUIDS

(51) International classification :B65D21/02
(31) Priority Document No :12178370.8
(32) Priority Date :27/07/2012
(33) Name of priority country :EPO
(86) International Application No :PCT/EP2013/065440
Filing Date :22/07/2013
(87) International Publication No :WO 2014/016261
(61) Patent of Addition to Application Number :NA
Filing Date :NA
(62) Divisional to Application Number :NA
Filing Date :NA

(71)**Name of Applicant :**
1)EUROKEG B.V.
Address of Applicant :Koperslagersweg 4 NL 1786 RA Den Helder Netherlands
(72)**Name of Inventor :**
1)HANSSEN Hubert Joseph Frans

(57) Abstract :
The invention relates to a container assembly (1) for liquids such as beverages and oils comprising a container (2) chimes (4, 6B) and a valve assembly (3) for feeding a propellant to and dispensing the liquid from the container (2). A portion (4) of the assembly (1) has a polygonal cross section which cross section at least partially circumscribes the cross section (s) of the remainder of the assembly (1).

No. of Pages : 17 No. of Claims : 15

(12) PATENT APPLICATION PUBLICATION
(19) INDIA
(22) Date of filing of Application :20/02/2015
(21) Application No.1409/DELNP/2015 A
(43) Publication Date : 03/07/2015

(54) Title of the invention : DUAL MODE TILTED CHARGE DEVICES AND METHODS

(51) International classification :H01L27/14,H01L27/30
(31) Priority Document No :61/742082
(32) Priority Date :02/08/2012
(33) Name of priority country :U.S.A.
(86) International Application No :PCT/US2013/053319
Filing Date :01/08/2013
(87) International Publication No :WO 2014/022724
(61) Patent of Addition to Application Number :NA
Filing Date :NA
(62) Divisional to Application Number :NA
Filing Date :NA

(71)**Name of Applicant :**
1)QUANTUM ELECTRO OPTO SYSTEMS SDN. BHD.
Address of Applicant :Melaka Media House MITC City Ayer Keroh Melakia 75450 Malaysia
(72)**Name of Inventor :**
1)WALTER Gabriel

(57) Abstract :
A method for providing and operating a device in a first mode as a light emitting transistor and in a second mode as a high speed electrical transistor including the following steps: providing a semiconductor base region of a first conductivity type between semiconductor emitter and collector regions of a second semiconductor type; providing in the base region a quantum size region; providing in the base region between the quantum size region and the collector region a carrier transition region; applying a controllable bias voltage with respect to the base and collector regions to control depletion of carriers in at least the carrier transition region; and applying signals with respect to the emitter base and collector regions to operate the device as either a light emitting transistor or a high speed electrical transistor depending on the controlled bias signal.

No. of Pages : 23 No. of Claims : 28

(12) PATENT APPLICATION PUBLICATION
(19) INDIA
(22) Date of filing of Application :23/02/2015
(21) Application No.1475/DELNP/2015 A
(43) Publication Date : 03/07/2015

(54) Title of the invention : COMPOSITION FOR USE IN FORMING SOLID COATING FILM AND TUBULAR THREADED JOINT

(51) International classification :C10M173/02,C09D7/12,C09D163/00
(31) Priority Document No :2012200118
(32) Priority Date :12/09/2012
(33) Name of priority country :Japan
(86) International Application No :PCT/JP2013/074356
Filing Date :10/09/2013
(87) International Publication No :WO 2014/042144
(61) Patent of Addition to Application Number :NA
Filing Date :NA
(62) Divisional to Application Number :NA
Filing Date :NA

(71)**Name of Applicant :**
1)NIPPON STEEL & SUMITOMO METAL CORPORATION
Address of Applicant :6 1 Marunouchi 2 chome Chiyoda ku Tokyo 1008071 Japan
2)VALLOUREC OIL AND GAS FRANCE
(72)**Name of Inventor :**
1)GOTO Kunio

(57) Abstract :
This composition for use in forming a solid coating film comprises a pulverous organic resin at least partial soluble in dipolar aprotic solvents which is contained in a mixed solvent containing water and a dipolar aprotic solvent wherein the pulverous organic resin is in a dissolved state or a dispersed state in the mixed solvent.

No. of Pages : 54 No. of Claims : 7

(12) PATENT APPLICATION PUBLICATION
(21) Application No.1476/DELNP/2015 A
(19) INDIA
(22) Date of filing of Application :23/02/2015
(43) Publication Date : 03/07/2015

(54) Title of the invention : COMPOSITE STRUCTURE STEEL SHEET AND PROCESS FOR PRODUCING SAME

(51) International classification :C22C38/14,C22C38/58,C21D8/02
(31) Priority Document No :2012212783
(32) Priority Date :26/09/2012
(33) Name of priority country :Japan
(86) International Application No :PCT/JP2013/076149
Filing Date :26/09/2013
(87) International Publication No :WO 2014/051005
(61) Patent of Addition to Application Number :NA
Filing Date :NA
(62) Divisional to Application Number :NA
Filing Date :NA

(71)**Name of Applicant :**
1)NIPPON STEEL & SUMITOMO METAL CORPORATION
Address of Applicant :6-1 Marunouchi 2 chome Chiyoda ku Tokyo 1008071 Japan
(72)**Name of Inventor :**
1)YOKOI Tatsuo
2)SHUTO Hiroshi
3)SAKURADA Eisaku
4)OKADA Hiroyuki

(57) Abstract :
A composite structure steel sheet which contains in terms of mass%, 0.01-0.1% C, 0.2-3% Mn, 0.04-1.5% Al, 0.015 0.2% Ti, up to 0.01% P, up to 0.005% S, and up to 0.01% N, satisfies [Ti]-48/14—[N]-48/32—[S]=0% and satisfies 0.00KEx.C (%)/fsd (%)=0.01, where Ex.C (%) = [C]-12/48—{[Ti]+48/93—[Nb]-48/14—[N]-48/32—[S]} with the remainder comprising Fe and impurities. In this composite structure steel sheet, the microstructure at a depth of 1/4 the sheet thickness is a composite structure wherein the main phase comprises polygonal ferrite that has been precipitation hardened with Ti carbide and the second phase comprises a plurality of dispersed low temperature transformation product grains present in an areal proportion (fsd (%)) of 1-10% the low temperature transformation product grains having an average crystal diameter of 3-15 µm and having a distance between nearest low temperature transformation product grains of 10-20 µm on average.

No. of Pages : 73 No. of Claims : 12

(12) PATENT APPLICATION PUBLICATION
(19) INDIA
(22) Date of filing of Application :24/02/2015
(21) Application No.1539/DELNP/2015 A
(43) Publication Date : 03/07/2015

(54) Title of the invention : MOBILITY CONTROL METHOD AND DEVICE IN MOBILE COMMUNICATIONS NETWORK

(51) International classification :H04W48/10,H04W36/04,H04W36/32
(31) Priority Document No :2012189474
(32) Priority Date :30/08/2012
(33) Name of priority country :Japan
(86) International Application No :PCT/JP2013/005038
Filing Date :27/08/2013
(87) International Publication No :WO 2014/034089
(61) Patent of Addition to Application Number :NA
Filing Date :NA
(62) Divisional to Application Number :NA
Filing Date :NA

(71)**Name of Applicant :**
1)NEC CORPORATION
Address of Applicant :7-1 Shiba 5 chome Minato ku Tokyo 1088001 Japan
(72)**Name of Inventor :**
1)UEDA Yoshio

(57) Abstract :
A mobility determination time (T_reselection) is determined (operation 303) for each adjacent cell (22a-29d) or for each adjacent cell type in a mobile communications network comprising a plurality of cell (21a-21b) types having different cell sizes and mobility control is executed (operations 304-306) by determining whether or not a prescribed mobility standard is fulfilled during the mobility determination time for adjacent cells.

No. of Pages : 47 No. of Claims : 22

(12) PATENT APPLICATION PUBLICATION
(21) Application No.1481/DELNP/2015 A
(19) INDIA
(22) Date of filing of Application :23/02/2015
(43) Publication Date : 03/07/2015

(54) Title of the invention : BANKNOTE PROCESSING DEVICE AND BANKNOTE PROCESSING METHOD

(51) International classification :G07D9/00
(31) Priority Document No :2012163932
(32) Priority Date :24/07/2012
(33) Name of priority country :Japan
(86) International Application No :PCT/JP2013/069400
Filing Date :17/07/2013
(87) International Publication No :WO 2014/017350
(61) Patent of Addition to Application Number :NA
Filing Date :NA
(62) Divisional to Application Number :NA
Filing Date :NA

(71)**Name of Applicant :**
1)GLORY LTD.
Address of Applicant :3-1 Shimoteno 1 chome Himeji shi Hyogo 6708567 Japan
(72)**Name of Inventor :**
1)INOUE Tomomi
2)ASADA Toshihide

(57) Abstract :
A banknote processing device (100) comprises: an acquisition section (112) that acquires the numbers of banknotes; an identification section (113) that acquires banknote information; a plurality of accumulation sections (106a to 160d); and a control section (111). The control section (111) when executing an ordinary mode determines the feed destination of banknotes based on the banknote information controls feeding of the banknotes so that they are classified and accumulated in one or other of the accumulation sections (106a to 160d) and stores the banknote numbers and classification information in association. Also the control section 111 when executing a banknote number mode determines the feed destination of the banknotes based on the classification information associated with the banknote number acquired by the acquisition section (112) and controls feed of the banknotes so that they are classified and accumulated in one or other of the accumulation sections (106a to 160d).

No. of Pages : 41 No. of Claims : 13

(12) PATENT APPLICATION PUBLICATION
(19) INDIA
(22) Date of filing of Application :23/02/2015
(21) Application No.1482/DELNP/2015 A
(43) Publication Date : 03/07/2015

(54) Title of the invention : FLUOROPICOLINOYL FLUORIDES AND PROCESSES FOR THEIR PREPARATION

(51) International classification :C07D213/78,C07D213/803
(31) Priority Document No :61/675229
(32) Priority Date :24/07/2012
(33) Name of priority country :U.S.A.
(86) International Application No :PCT/US2013/051629
Filing Date :23/07/2013
(87) International Publication No :WO 2014/018506
(61) Patent of Addition to Application Number :NA
Filing Date :NA
(62) Divisional to Application Number :NA
Filing Date :NA

(71)**Name of Applicant :**
1)DOW AGROSCIENCES LLC
Address of Applicant :9330 Zionsville Road Indianapolis Indiana 46268 U.S.A.
(72)**Name of Inventor :**
1)RENGA James M.
2)CHENG Yang
3)MUHUHI Joseck M.
4)PODHOREZ David E.
5)ROTH Gary A.
6)WEST Scott P.
7)WHITEKER Gregory T.
8)ZHU Yuanming

(57) Abstract :
Provided herein are fluoropicolinoyl fluorides and processes for their preparation. In some embodiments provided herein is a process for the preparation of 5-fluoro-6-aryl picolinoyl fluorides from chloropicolinoyl chlorides.

No. of Pages : 39 No. of Claims : 25

(12) PATENT APPLICATION PUBLICATION
(21) Application No.1542/DELNP/2015 A
(19) INDIA
(22) Date of filing of Application :24/02/2015
(43) Publication Date : 03/07/2015

(54) Title of the invention : PORTABLE TERMINAL DEVICE METHOD FOR CONTROLLING PORTABLE TERMINAL DEVICE PROGRAM EXECUTED BY PORTABLE TERMINAL DEVICE AND CARDLE FOR PORTABLE TERMINAL DEVICE

(51) International classification	:H04M1/00,B60R16/02,G06F3/02
(31) Priority Document No	:NA
(32) Priority Date	:NA
(33) Name of priority country	:NA
(86) International Application No	:PCT/JP2012/071513
Filing Date	:24/08/2012
(87) International Publication No	:WO 2014/030263
(61) Patent of Addition to Application Number	:NA
Filing Date	:NA
(62) Divisional to Application Number	:NA
Filing Date	:NA

(71)**Name of Applicant :**
1)TOYOTA JIDOSHA KABUSHIKI KAISHA
Address of Applicant :1 Toyota cho Toyota shi Aichi 4718571 Japan
(72)**Name of Inventor :**
1)TSUNODA Seiichi
2)ISOGAI Daiki
3)KATO Yasutomo

(57) Abstract :
In this portable terminal device when the portable terminal device is connected to an automotive device and predetermined application software is operating in the portable terminal device operation inputs performed by the operator on a home button are prevented from being accepted until the connection between the portable terminal device and the automotive device is disconnected. In addition the predetermined application software communicates the specifics of the operation input performed by the operator on the touch panel of the portable terminal device to application software controlling the screen image displayed on an automotive display and operating on the automotive device.

No. of Pages : 30 No. of Claims : 7

(12) PATENT APPLICATION PUBLICATION
(21) Application No.1543/DELNP/2015 A
(19) INDIA
(22) Date of filing of Application :24/02/2015
(43) Publication Date : 03/07/2015

(54) Title of the invention : VEHICLE DOOR LATCH DEVICE

(51) International classification :E05B85/24,B60J5/00
(31) Priority Document No :2012197234
(32) Priority Date :07/09/2012
(33) Name of priority country :Japan
(86) International Application No :PCT/JP2013/073662
Filing Date :03/09/2013
(87) International Publication No :WO 2014/038540
(61) Patent of Addition to Application Number :NA
Filing Date :NA
(62) Divisional to Application Number :NA
Filing Date :NA

(71)**Name of Applicant :**
1)MITSUI KINZOKU ACT CORPORATION
Address of Applicant :48 Kamome cho Naka ku Yokohama shi Kanagawa 2310813 Japan
(72)**Name of Inventor :**
1)SHIMURA Ryoji
2)YONEYAMA Hajime

(57) Abstract :
The purpose of the present invention is to provide a vehicle door latch device with which a reduction in weight and a reduction in production costs can be achieved. A pawl (4) is configured from: a core member (41) which is formed from a metallic plate material and which has integrally formed therein a base shaft part (411) extending in the rotational axis direction of the pawl (4) and a claw part (412) provided at a side in the vicinity of one end of the base shaft part (411) said claw part facing a direction substantially orthogonal to the base shaft part (11); and a synthetic resin part (42) moulded so as to form at least a first cylindrical shaft part (421) at the one end of the base shaft member (411) and a second cylindrical shaft part (422) at another end of the base shaft part (411). Furthermore a release action part (414) is integrally formed facing a direction substantially orthogonal to the base shaft part (411) at a side in the vicinity of the other end of the base shaft part (411). A release lever (7) is capable of being brought into contact with the release action part (414) such that a release operation of the release lever (7) causes the release action part (414) to rotate in the direction in which the pawl (4) is separated from a latch (3).

No. of Pages : 17 No. of Claims : 3

(12) PATENT APPLICATION PUBLICATION
(21) Application No.1416/DELNP/2015 A
(19) INDIA
(22) Date of filing of Application :20/02/2015
(43) Publication Date : 03/07/2015

(54) Title of the invention : TREADMILL WITH INTEGRATED WALKING REHABILITATION DEVICE

(51) International classification :A63B22/02,A63B23/00
(31) Priority Document No :61/706018
(32) Priority Date :26/09/2012
(33) Name of priority country :U.S.A.
(86) International Application No :PCT/US2013/061737
Filing Date :25/09/2013
(87) International Publication No :WO 2014/052483
(61) Patent of Addition to Application Number :NA
Filing Date :NA
(62) Divisional to Application Number :NA
Filing Date :NA

(71)**Name of Applicant :**
1)WOODWAY USA INC.
Address of Applicant :W229 N591 Foster Court Waukesha Wisconsin 53186 U.S.A.
(72)**Name of Inventor :**
1)OBLAMSKI Nicholas A.
2)ZIMPEL Robert L.
3)BERNAL RAMIREZ Jose D.
4)BAYERLEIN Douglas G.
5)LANGER Dane J.

(57) Abstract :
A treadmill for providing walking rehabilitation to a rehabilitee is provided. The treadmill includes a base including a belt a motor interconnected with the belt and a walking rehabilitation device interconnected with the base. The motor causes the belt to rotate in a first direction. The walking rehabilitation device includes a user engagement structure configured to be removably secured to one or more locations of a rehabilitee s extremities. The walking rehabilitation device further includes a transmission interconnecting the motor and the user engagement structure the transmission transferring motion from the motor to the rehabilitee via the user engagement structure allowing the rehabilitee to walk along the belt.

No. of Pages : 76 No. of Claims : 20

(12) PATENT APPLICATION PUBLICATION
(19) INDIA
(22) Date of filing of Application :23/02/2015
(21) Application No.1483/DELNP/2015 A
(43) Publication Date : 03/07/2015

(54) Title of the invention : A METHOD FOR THE INDUCTION OF AN IMMUNE RESPONSE

(51) International classification	:A61K39/395,A61P31/18,A61P35/00
(31) Priority Document No	:61/681040
(32) Priority Date	:08/08/2012
(33) Name of priority country	:U.S.A.
(86) International Application No	:PCT/CA2013/000710
Filing Date	:08/08/2013
(87) International Publication No	:WO 2014/022924
(61) Patent of Addition to Application Number	:NA
Filing Date	:NA
(62) Divisional to Application Number	:NA
Filing Date	:NA

(71)**Name of Applicant :**
1)NETWORK IMMUNOLOGY INC.
Address of Applicant :3311 Quesnel Drive Vancouver British Columbia V6S 1Z7 Canada
(72)**Name of Inventor :**
1)HOFFMANN Geoffrey W .
2)MULLER Sybille

(57) Abstract :
An immune response against an antigen is induced by stimulation with a two component vaccine that includes an antiidiotypic antibody as one of the components. An immune response against an antigen is also induced by stimulation with other two component vaccines. Stimulation by a two component vaccine may be followed by stimulation with a monoclonal broadly neutralizing anti HIV antibody or with one of the components of the two component vaccine. This method of inducing immunity has applications in vaccines against infectious pathogens and in therapeutic and preventive vaccines against cancers.

No. of Pages : 40 No. of Claims : 26

(12) PATENT APPLICATION PUBLICATION
(19) INDIA
(22) Date of filing of Application :23/02/2015
(21) Application No.1484/DELNP/2015 A
(43) Publication Date : 03/07/2015

(54) Title of the invention : BONE FIXATION SYSTEM

(51) International classification :A61B17/80,A61B17/86
(31) Priority Document No :61/692673
(32) Priority Date :23/08/2012
(33) Name of priority country :U.S.A.
(86) International Application No :PCT/US2013/056345
Filing Date :23/08/2013
(87) International Publication No :WO 2014/031935
(61) Patent of Addition to Application Number :NA
Filing Date :NA
(62) Divisional to Application Number :NA
Filing Date :NA

(71)**Name of Applicant :**
1)SYNTHES GMBH
Address of Applicant :Eimattstrasse 3 CH 4436 Oberdorf Switzerland
(72)**Name of Inventor :**
1)APPENZELLER Andreas
2)FLURI Daniel
3)FIERLBECK Johann
4)NIEDERBERGER Alfred

(57) Abstract :
A bone fixation system has a bone implant with an implant body. The implant body defines an upper surface a bone facing surface spaced from the upper surface along a transverse direction and at least one aperture defined by an inner wall. A bone fixation element is configured for insertion at least partially through the aperture. The bone fixation element defines a proximal end and a distal end spaced from the proximal end along a central axis. The bone fixation element has a head and a shaft that extends relative to the head toward the distal end. The head defines a first ridge a second ridge spaced from the first ridge and a groove disposed between the first and second ridges. The groove can receive at least a portion of the inner wall to couple the bone fixation element to the bone implant.

No. of Pages : 48 No. of Claims : 17

(12) PATENT APPLICATION PUBLICATION
(19) INDIA
(22) Date of filing of Application :24/02/2015
(21) Application No.1546/DELNP/2015 A
(43) Publication Date : 03/07/2015

(54) Title of the invention : HEAP LEACHING METHOD

(51) International classification :C22B1/00,C22B3/10,C22B15/00
(31) Priority Document No :2012/06310
(32) Priority Date :22/08/2012
(33) Name of priority country :South Africa
(86) International Application No :PCT/IB2013/001810
Filing Date :21/08/2013
(87) International Publication No :WO 2014/030048
(61) Patent of Addition to Application Number :NA
Filing Date :NA
(62) Divisional to Application Number :NA
Filing Date :NA

(71)**Name of Applicant :**
1)BHP CHILE INC.
Address of Applicant :Avda. Americo Vespucio Sur No. 100 Piso 9 Comuna Las Condes Santiago Chile
(72)**Name of Inventor :**
1)PATI'O MARTINEZ Eduardo Luis
2)NICOL Michael James
3)RAUTENBACH George Frederick

(57) Abstract :
A process of extracting copper from copper sulphide minerals which is enhanced at solution potentials exceeding 700 mV SHE in the absence of any microorganism by contacting the minerals in a pre treatment phase using an acid solution at a high chloride content containing dissolved copper.

No. of Pages : 30 No. of Claims : 9

(12) PATENT APPLICATION PUBLICATION
(19) INDIA
(22) Date of filing of Application :24/02/2015
(21) Application No.1547/DELNP/2015 A
(43) Publication Date : 03/07/2015

(54) Title of the invention : C17 HETEROARYL DERIVATIVES OF OLEANOLIC ACID AND METHODS OF USE THEREOF

(51) International classification :C07J63/00,A61K31/56,A61P29/00
(31) Priority Document No :61/699199
(32) Priority Date :10/09/2012
(33) Name of priority country :U.S.A.
(86) International Application No :PCT/US2013/059015
Filing Date :10/09/2013
(87) International Publication No :WO 2014/040056
(61) Patent of Addition to Application Number :NA
Filing Date :NA
(62) Divisional to Application Number :NA
Filing Date :NA

(71)**Name of Applicant :**
1)REATA PHARMACEUTICALS INC.
Address of Applicant :2801 Gateway Drive Suite 150 Irving TX 75063 2648 U.S.A.
(72)**Name of Inventor :**
1)JIANG Xin
2)BENDER Christopher F.
3)VISNICK Melean

(57) Abstract :
Disclosed herein are novel C17-heteroaryl derivatives of oleanolic acid including those of the formula (I): wherein the variables are defined herein. Also provided are pharmaceutical compositions kits and articles of manufacture comprising such compounds. Methods and intermediates useful for making the compounds and methods of using the compounds for example as antioxidant inflammation modulators and compositions thereof are also provided.

No. of Pages : 58 No. of Claims : 12

(12) PATENT APPLICATION PUBLICATION
(21) Application No.1419/DELNP/2015 A
(19) INDIA
(22) Date of filing of Application :20/02/2015
(43) Publication Date : 03/07/2015

(54) Title of the invention : METHOD FOR STARTING UP A GAS TO LIQUID PROCESS

(51) International classification :C10G2/00,C01B3/38,C01B3/50
(31) Priority Document No :PCT/EP2012/067316
(32) Priority Date :05/09/2012
(33) Name of priority country :EPO
(86) International Application No :PCT/EP2013/067055
Filing Date :15/08/2013
(87) International Publication No :WO 2014/037201
(61) Patent of Addition to Application Number :NA
Filing Date :NA
(62) Divisional to Application Number :NA
Filing Date :NA

(71)**Name of Applicant :**
1)HALDOR TOPS¨E A/S
Address of Applicant :Nym¸llevej 55 DK 2800 Kgs. Lyngby Denmark
(72)**Name of Inventor :**
1)DAHL Per Juul
2)ANDERSEN Stefan

(57) Abstract :
The invention relates to a process for starting up a gas to liquid process including the production of synthesis gas and a downstream GTL process. The synthesis gas is produced by the use of autothermal reforming (ATR) or catalytic partial oxidation (CPO) and during the starting period the effluent gas from the ATR or CPO is significantly changed to form an off gas recycle which is fed to the ATR or CPO. When the downstream GTL process is running the recycle to ATR or CPO is shifted to its off gas.

No. of Pages : 24 No. of Claims : 13

(12) PATENT APPLICATION PUBLICATION
(21) Application No.1420/DELNP/2015 A
(19) INDIA
(22) Date of filing of Application :20/02/2015
(43) Publication Date : 03/07/2015

(54) Title of the invention : METHOD FOR PURIFYING EXHAUST GAS AND FOR REGENERATING AN OXIDATION CATALYTIC CONVERTER

(51) International classification :B01D53/86
(31) Priority Document No :10 2012 018 629.0
(32) Priority Date :21/09/2012
(33) Name of priority country :Germany
(86) International Application No :PCT/EP2013/069579
Filing Date :20/09/2013
(87) International Publication No :WO 2014/044798
(61) Patent of Addition to Application Number :NA
Filing Date :NA
(62) Divisional to Application Number :NA
Filing Date :NA

(71)**Name of Applicant :**
1)CLARIANT INTERNATIONAL LTD.
Address of Applicant :Rothausstr. 61 CH 4132 Muttenz Switzerland
(72)**Name of Inventor :**
1)SCHUSCHKE Margit
2)KLOSE Frank
3)STEIN Andane
4)TISSLER Arno
5)BTTNER Olaf
6)REZNIKOV Grigory

(57) Abstract :
The invention relates to a method for purifying exhaust gas and for regenerating an oxidation catalytic converter comprising treating the exhaust gas in an oxidation catalytic converter which comprises a catalytically active material which contains at least one noble metal and/or at least one base transition metal wherein the oxidation catalytic converter is operated continuously or at times at a temperature that causes the oxidation of soot particles and/or carbon particles and/or wherein the oxidation catalytic converter is periodically heated to a temperature that causes the oxidation of soot particles and/or carbon particles.

No. of Pages : 33 No. of Claims : 15

(12) PATENT APPLICATION PUBLICATION
(19) INDIA
(22) Date of filing of Application :23/02/2015
(21) Application No.1487/DELNP/2015 A
(43) Publication Date : 03/07/2015

(54) Title of the invention : VISCOUS SEALING GLASS COMPOSITIONS FOR SOLID OXIDE FUELS CELLS

(51) International classification :H01M2/06,H01M2/08,C03C3/064
(31) Priority Document No :61/674692
(32) Priority Date :23/07/2012
(33) Name of priority country :U.S.A.
(86) International Application No :PCT/US2013/051691
Filing Date :23/07/2013
(87) International Publication No :WO 2014/018536
(61) Patent of Addition to Application Number :NA
Filing Date :NA
(62) Divisional to Application Number :NA
Filing Date :NA

(71)**Name of Applicant :**
1)MO SCI CORPORATION
Address of Applicant :4040 HyPoint North Rolla Missouri 65401 U.S.A.
2)THE CURATORS OF THE UNIVERSITY OF MISSOURI
(72)**Name of Inventor :**
1)KIM Cheol Woon
2)BROW Richard K.

(57) Abstract :
A sealant for forming a seal between at least two solid oxide fuel cell components wherein the sealant comprises a glass material comprising B2O3 as a principal glass former, BaO, and other components and wherein the glass material is substantially alkali-free and contains less than 30% crystalline material.

No. of Pages : 28 No. of Claims : 27

(12) PATENT APPLICATION PUBLICATION
(19) INDIA
(22) Date of filing of Application :23/02/2015
(21) Application No.1489/DELNP/2015 A
(43) Publication Date : 03/07/2015

(54) Title of the invention : AQUEOUS FOOD COMPOSITION ENRICHED IN GLUCAN

(51) International classification :A23L1/10,A23L1/05,A23L1/0524
(31) Priority Document No :12306021.2
(32) Priority Date :24/08/2012
(33) Name of priority country :EPO
(86) International Application No :PCT/EP2013/067493
Filing Date :22/08/2013
(87) International Publication No :WO 2014/029857
(61) Patent of Addition to Application Number :NA
Filing Date :NA
(62) Divisional to Application Number :NA
Filing Date :NA

(71)**Name of Applicant :**
1)ETABLISSEMENTS J. SOUFFLET
Address of Applicant :Quai du Gnral Sarrail F 10400 Nogent Sur Seine France
(72)**Name of Inventor :**
1)DEVAUX Laurence
2)PERRIN Aurore

(57) Abstract :
The present invention relates to an aqueous food composition comprising at least one glucan polymer and at least one mixture of stabilising agents wherein the -glucan polymer is present in an amount from 0.4% to 3% by weight of the composition.

No. of Pages : 32 No. of Claims : 15

(12) PATENT APPLICATION PUBLICATION
(19) INDIA
(22) Date of filing of Application :24/02/2015
(21) Application No.1550/DELNP/2015 A
(43) Publication Date : 03/07/2015

(54) Title of the invention : TOPOLOGY AND CONTROL STRATEGY FOR HYBRID STORAGE SYSTEMS

(51) International classification :H02J7/04,H01M10/46,H02J7/35
(31) Priority Document No :NA
(32) Priority Date :NA
(33) Name of priority country :NA
(86) International Application No :PCT/IB2012/054534
Filing Date :03/09/2012
(87) International Publication No:WO 2014/033505
(61) Patent of Addition to Application Number :NA
Filing Date :NA
(62) Divisional to Application Number :NA
Filing Date :NA

(71)**Name of Applicant :**
1)ROBERT BOSCH (SEA) PTE. LTD.
Address of Applicant :11 Bishan Street 21 Singapore 573943 Singapore
2)NANYANG TECHNOLOGICAL UNIVERSITY
(72)**Name of Inventor :**
1)WOLST Oliver
2)HE Mao Jun
3)HAMADA Mahmoud
4)ADELMANN Peter
5)SENGEBUSCH Falco
6)LI Yanlin
7)KUFNER Annika

(57) Abstract :
The application discloses a hybrid battery charging device that comprises input terminals for connecting a photovoltaic panel or other current sources first battery connections for connecting a lead acid battery and second battery for connecting a high cycle chemical battery. Furthermore the battery charging device comprises a two way DC/DC converter with a first set of terminals that is connected with the second battery connections and with a second set of terminals that is connected with the first battery connections. An input of the second set of terminals is derived from the input terminals. Furthermore the battery charging device comprises a charge and discharge control system which is connected to the DC/DC converter via respective control lines and output terminals for connecting a load wherein an input to the output terminals is derived from the first battery connections.

No. of Pages : 40 No. of Claims : 24

(12) PATENT APPLICATION PUBLICATION
(21) Application No.1551/DELNP/2015 A
(19) INDIA
(22) Date of filing of Application :25/02/2015
(43) Publication Date : 03/07/2015

(54) Title of the invention : DEVICE FOR SUCTIONING OFF WASTE PRODUCTS FROM A PRODUCTION MACHINE COMPRISING A SUCTION ELEMENT

(51) International classification :B29C47/08,B65G53/52,B29B17/00
(31) Priority Document No :102012108198.0
(32) Priority Date :04/09/2012
(33) Name of priority country :Germany
(86) International Application No :PCT/EP2013/067109
Filing Date :16/08/2013
(87) International Publication No :WO 2014/037207
(61) Patent of Addition to Application Number :NA
Filing Date :NA
(62) Divisional to Application Number :NA
Filing Date :NA

(71)**Name of Applicant :**
1)WINDM–LLER & H–LSCHER KG
Address of Applicant :M¼nsterstr. 50 49525 Lengerich Germany
(72)**Name of Inventor :**
1)SEHLLEIER Thomas

(57) Abstract :
The invention relates to a device (1) for suctioning off waste products from a production machine (3) comprising a suction chamber (10) on which at least one suction element (20) is arranged said suction element extending into a suction space (4) located outside the suction chamber (10) in order to convey waste products into the suction chamber (10). The suction element (20) has an inlet zone (24) that faces the suction chamber (4) and an outlet zone (28) that extends into the suction chamber (10). According to the invention the suction element (20) has a circumferential wall (30) that is curved in such a way that a central negative pressure region (51) is formed in the outlet zone (28) at a distance from the wall (30) during the suctioning process the negative pressure in said region (51) being lower than the negative pressure that builds up in an outer negative pressure region (52) between the central negative pressure region (51) and the wall (30) so that the waste products flow substantially through the middle of the suction element (20) and contact of the waste products with the wall (30) can be minimized.

No. of Pages : 27 No. of Claims : 19

(12) PATENT APPLICATION PUBLICATION
(21) Application No.1428/DELNP/2015 A
(19) INDIA
(22) Date of filing of Application :20/02/2015
(43) Publication Date : 03/07/2015

(54) Title of the invention : COMMUNICATION CONTROL APPARATUS TERMINAL APPARATUS COMMUNICATION CONTROL METHOD PROGRAM AND COMMUNICATION CONTROL SYSTEM

(51) International classification :H04W88/04,H04W16/32
(31) Priority Document No :2012191286
(32) Priority Date :31/08/2012
(33) Name of priority country :Japan
(86) International Application No :PCT/JP2013/068068
Filing Date :01/07/2013
(87) International Publication No :WO 2014/034255
(61) Patent of Addition to Application Number :NA
Filing Date :NA
(62) Divisional to Application Number :NA
Filing Date :NA

(71)**Name of Applicant :**
1)SONY CORPORATION
Address of Applicant :1-7-1 Konan Minato ku Tokyo 1080075 Japan
(72)**Name of Inventor :**
1)SAWAI Ryo

(57) Abstract :
Provided is a communication control apparatus that comprises: a determination unit that when a mobile station communicates with any one of one or more cells determines whether the mobile station should communicate via an access point; a selection unit that if it is determined that the mobile station should communicate via the access point selects an apparatus to act as the access point for the mobile station; and a signaling unit that instructs the apparatus which has been selected by the selection unit to act as the access point and that also instructs the mobile station to communicate via the apparatus.

No. of Pages : 55 No. of Claims : 17

(12) PATENT APPLICATION PUBLICATION
(19) INDIA
(22) Date of filing of Application :20/02/2015
(21) Application No.1429/DELNP/2015 A
(43) Publication Date : 03/07/2015

(54) Title of the invention : PROCESS FOR PRODUCTION OF DME FROM CRUDE METHANOL

(51) International classification :C07C41/09,C07C41/42,B01D3/00
(31) Priority Document No :PCT/EP2012/066253
(32) Priority Date :21/08/2012
(33) Name of priority country :EPO
(86) International Application No :PCT/EP2013/066977
Filing Date :14/08/2013
(87) International Publication No :WO 2014/029672
(61) Patent of Addition to Application Number :NA
Filing Date :NA
(62) Divisional to Application Number :NA
Filing Date :NA

(71)**Name of Applicant :**
1)HALDOR TOPS˜E A/S
Address of Applicant :Nym¸llevej 55 DK 2800 Kgs. Lyngby Denmark
(72)**Name of Inventor :**
1)DAHL Per Juul
2)˜STERGAARD Janni

(57) Abstract :
The invention provides a process for the production of purified dimethylether (DME). Methanol is dehydrated to provide a first DME containing product. The first DME containing product is purified in a two stage process. The invention also provides an apparatus arranged to carry out said process.

No. of Pages : 23 No. of Claims : 12

(12) PATENT APPLICATION PUBLICATION
(19) INDIA
(22) Date of filing of Application :23/02/2015

(21) Application No.1496/DELNP/2015 A
(43) Publication Date : 03/07/2015

(54) Title of the invention : TRIPTERYGIUM WILFORDII EXTRACTS TO OVERCOME CHEMOTHERAPY RESISTANCE

(51) International classification	:A61P37/06,A61P29/00,C07D303/17
(31) Priority Document No	:61/684792
(32) Priority Date	:19/08/2012
(33) Name of priority country	:U.S.A.
(86) International Application No	:PCT/US2013/055602
Filing Date	:19/08/2013
(87) International Publication No	:WO 2014/031543
(61) Patent of Addition to Application Number	:NA
Filing Date	:NA
(62) Divisional to Application Number	:NA
Filing Date	:NA

(71)**Name of Applicant :**
1)WESTERN UNIVERSITY OF HEALTH SCIENCES
Address of Applicant :309 E. Second Street Pomona CA 91766 U.S.A.
(72)**Name of Inventor :**
1)CHOW Moses Sing Sum
2)HUANG Ying
3)WANG Jinghua Jeffrey
4)RAVULA Ranadheer
5)WANG Zhi Jun

(57) Abstract :
The invention provides extracts and compositions derived from Tripterygium wilfordii for overcoming drug resistance in cancer therapy. This invention relates to organic solvent extracts of T. wilfordii and their use in cancer treatment, particularly in the treatment of cancers which have exhibited resistance to treatment by chemotherapeutic drugs. Methods of treating a cancer are disclosed. The method administers to a patient in need thereof a combination of (a) an organic solvent extract of T. wilfordii and (b) a chemotherapeutic drug. The organic solvent extract of T. wilfordii (a) and chemotherapeutic drug (b) are administered in a combined amount effective to treat the cancer. The cancer being treated is at least in part resistant to treatment by the chemotherapeutic drug (b) alone. Also disclosed are chemotherapeutic compositions comprising a combination of (a) an organic solvent extract of T. wilfordii and (b) a chemotherapeutic drug, wherein (a) and (b) are administered in a combined amount effective to treat the cancer; and a pharmaceutically acceptable carrier.

No. of Pages : 57 No. of Claims : 11

(12) PATENT APPLICATION PUBLICATION
(19) INDIA
(22) Date of filing of Application :23/02/2015
(21) Application No.1497/DELNP/2015 A
(43) Publication Date : 03/07/2015

(54) Title of the invention : SCALING A VIRTUAL MACHINE INSTANCE

(51) International classification :G06F9/455,G06F9/00
(31) Priority Document No :13/593226
(32) Priority Date :23/08/2012
(33) Name of priority country :U.S.A.
(86) International Application No :PCT/US2013/056524
Filing Date :23/08/2013
(87) International Publication No :WO 2014/032031
(61) Patent of Addition to Application Number :NA
Filing Date :NA
(62) Divisional to Application Number :NA
Filing Date :NA

(71)**Name of Applicant :**
1)AMAZON TECHNOLOGIES INC.
Address of Applicant :P.O. Box 8102 Reno Nevada 89507 U.S.A.
(72)**Name of Inventor :**
1)MARR Michael David
2)KOWALSKI Marcin P.

(57) Abstract :
Techniques are described for scaling of computing resources. A scaling service is utilized that allocates additional computing resources (e.g. processors memory etc.) to a virtual machine instance (or other compute instance) and/or de-allocates computing resources from a virtual machine instance according requests and/or thresholds. In addition to the foregoing other aspects are described in the description figures and claims.

No. of Pages : 37 No. of Claims : 15

(12) PATENT APPLICATION PUBLICATION
(21) Application No.1562/DELNP/2015 A
(19) INDIA
(22) Date of filing of Application :25/02/2015
(43) Publication Date : 03/07/2015

(54) Title of the invention : METHOD AND VERTICAL MILL FOR GRINDING A PRODUCT TO BE MILLED

(51) International classification :B02C15/04,B02C23/12
(31) Priority Document No :NA
(32) Priority Date :NA
(33) Name of priority country :NA
(86) International Application No :PCT/EP2013/056418
Filing Date :26/03/2013
(87) International Publication No :WO 2014/075815
(61) Patent of Addition to Application Number :NA
Filing Date :NA
(62) Divisional to Application Number :NA
Filing Date :NA

(71)**Name of Applicant :**
1)LOESCHE GMBH
Address of Applicant :Hansaallee 243 40549 D¼sseldorf Germany
(72)**Name of Inventor :**
1)MERSMANN Matthias

(57) Abstract :
The invention relates to a vertical mill for grinding a product to be milled and a method therefor wherein the vertical mill has a grinding plate and one or more grinding rolls. A blade ring annular channel is provided for a transport gas flow rising around the grinding plate. An annular gap is provided between a downwards projecting middlings cone and the upper range of the grinding rollers through which gap even a fines content is recirculated back to the grinding plate. To overcome this disadvantage a barrier gas flow is provided flowing from the inside towards the outside by means of which the recirculation of ground particles of a defined size can be prevented.

No. of Pages : 17 No. of Claims : 12

(12) PATENT APPLICATION PUBLICATION
(21) Application No.1375/DELNP/2015 A
(19) INDIA
(22) Date of filing of Application :19/02/2015
(43) Publication Date : 03/07/2015

(54) Title of the invention : HERBICIDAL COMPOSITIONS COMPRISING 4-AMINO-3-CHLORO-5-FLUORO-6-(4-CHLORO-2-FLUORO-3- METHOXYPHENYL) PYRIDINE -2-CARBOXYLIC ACID

(51) International classification :A01N43/40
(31) Priority Document No :61/675103
(32) Priority Date :24/07/2012
(33) Name of priority country :U.S.A.
(86) International Application No :PCT/US2013/051320
Filing Date :19/07/2013
(87) International Publication No :WO 2014/018407
(61) Patent of Addition to Application Number :NA
Filing Date :NA
(62) Divisional to Application Number :NA
Filing Date :NA

(71)**Name of Applicant :**
1)DOW AGROSCIENCES LLC
Address of Applicant :9330 Zionsville Road Indianapolis IN 46268 U.S.A.
(72)**Name of Inventor :**
1)YERKES Carla N.
2)SATCHIVI Norbert M.
3)MANN Richard K.
4)CARRANZA GARZON Nelson M.
5)WEIMER Monte R.

(57) Abstract :
Provided herein are synergistic herbicidal compositions containing (a) a compound of formula (I): 4-amino-3-chloro- 5-fluoro-6- (4-chloro-2-fluoro-3-methoxyphenyl)pyridine-2-carboxylic acid or a derivative thereof, or an agriculturally acceptable salt or ester thereof and (b) an ACCase inhibitor, including, e.g., clethodim, clodinafop-propargyl, cyhalofop-R-butyl, diclo -fop-methyl, fenoxaprop-Pethyl, fluazifop-P-butyl, haloxyfop-R-methyl, metamifop, pinoxaden, profoxydim, quizalofop-P-ethyl, sethoxydim and tralkoxydim, provide synergistic weed control of undesirable vegetation in rice, cereals, wheat, barley, oats, rye, sorghum, com/maize, sugarcane, sunflower, oilseed rape, canola, sugar beet, soybean, cotton, pineapple, pastures, grasslands, rangelands, fallowland, turf, tree and vine orchards, aquatics, plantation crops, vegetables, industrial vegetation management (rVM) or rights of way (ROW).

No. of Pages : 129 No. of Claims : 14

(12) PATENT APPLICATION PUBLICATION
(19) INDIA
(22) Date of filing of Application :20/02/2015
(21) Application No.1440/DELNP/2015 A
(43) Publication Date : 03/07/2015

(54) Title of the invention : A SKIN ENGAGING MEMBER COMPRISING AT LEAST ONE THERMALLY RESILIENT SENSATE

(51) International classification :A61Q9/02,A61K8/81,A61K8/86
(31) Priority Document No :61/707376
(32) Priority Date :28/09/2012
(33) Name of priority country :U.S.A.
(86) International Application No :PCT/US2013/061584
Filing Date :25/09/2013
(87) International Publication No:WO 2014/052390
(61) Patent of Addition to Application Number :NA
Filing Date :NA
(62) Divisional to Application Number :NA
Filing Date :NA

(71)**Name of Applicant :**
1)THE GILLETTE COMPANY
Address of Applicant :World Shaving Headquarters IP/Legal Patent Department 3E One Gillette Park Boston Massachusetts 02127 U.S.A.
(72)**Name of Inventor :**
1)WANG Xiandong
2)JABALPURWALA Fatima Abdulhussain
3)BAKES Katharine Anne

(57) Abstract :
A skin engaging member suitable for use in a hair removal device said skin engaging member comprising a thermally resilient sensate such as a menthane carboxylic acid N-(4-methoxyphenyl) amide.

No. of Pages : 35 No. of Claims : 15

(12) PATENT APPLICATION PUBLICATION
(19) INDIA
(22) Date of filing of Application :24/02/2015
(21) Application No.1505/DELNP/2015 A
(43) Publication Date : 03/07/2015

(54) Title of the invention : NOVEL BIOACTIVE COMPOUND OBTAINED FROM OIL PALM BASE MATERIALS

(51) International classification	:A61K36/889,A61K31/05,A61P31/12
(31) Priority Document No	:PI2012700505
(32) Priority Date	:27/07/2012
(33) Name of priority country	:Malaysia
(86) International Application No	:PCT/MY2013/000135
Filing Date	:26/07/2013
(87) International Publication No	:WO 2014/017900
(61) Patent of Addition to Application Number	:NA
Filing Date	:NA
(62) Divisional to Application Number	:NA
Filing Date	:NA

(71)**Name of Applicant :**
1)MALAYSIAN PALM OIL BOARD
Address of Applicant :No. 6 Persiaran Institusi Bandar Baru Bangi 43000 Kajang Selangor Malaysia
(72)**Name of Inventor :**
1)RAVIGADEVI Sambanthamurthi
2)TAN Yew Ai
3)SYED FAIRUS Syed Abu Baker
4)CHE ANISHAS Che Idirs
5)LEOW Soon Sen
6)MOHD Jamil Elias
7)WAN Saridah Wan Omar
8)MOHD Sofian Mohamad Ideris

(57) Abstract :
This disclosure is directed to a novel bioactive compound obtained from oil palm based materials and compositions containing said bioactive compound. The bioactive compound obtained in accordance with the present invention has a molecular mass of 482. The bioactive compound also has potent HIV reverse transcriptase activity and antioxidant activity.

No. of Pages : 14 No. of Claims : 8

(12) PATENT APPLICATION PUBLICATION
(19) INDIA
(22) Date of filing of Application :24/02/2015
(21) Application No.1506/DELNP/2015 A
(43) Publication Date : 03/07/2015

(54) Title of the invention : IMPROVED SPINDLE LINER COMPONENT FOR TURNING MACHINES

(51) International classification :B23B13/08
(31) Priority Document No :1215023.1
(32) Priority Date :23/08/2012
(33) Name of priority country :U.K.
(86) International Application No :PCT/GB2013/000357
Filing Date :23/08/2013
(87) International Publication No :WO 2014/029957
(61) Patent of Addition to Application Number :NA
Filing Date :NA
(62) Divisional to Application Number :NA
Filing Date :NA

(71)**Name of Applicant :**
1)DRUST Craig
Address of Applicant :91 Rotherfield Road Sheldon Birmingham B26 2SH U.K.
(72)**Name of Inventor :**
1)DRUST Craig

(57) Abstract :
A work piece support member forming part of a spindle liner for use within the hollow spindle of a turning machine comprising: a disc dimensioned to fit closely within the hollow spindle having a central aperture (A) sized to accept a work piece; holding at least one helical spring (20) positioned adjacent to the aperture (A); such that in use the axis of said spring is held perpendicular to the axis of said work piece such that part of the side walls of said spring or springs (20) abut against said work piece and thereby firmly support said work piece as it rotates with the hollow spindle about the axis of said hollow spindle.

No. of Pages : 27 No. of Claims : 22

(12) PATENT APPLICATION PUBLICATION
(21) Application No.1569/DELNP/2015 A
(19) INDIA
(22) Date of filing of Application :25/02/2015
(43) Publication Date : 03/07/2015

(54) Title of the invention : BIORESORBABLE CERAMIC COMPOSITION FOR FORMING A THREE DIMENSIONAL SCAFFOLD

(51) International classification :A61L27/10,A61L27/12,A61L27/58
(31) Priority Document No :61/697356
(32) Priority Date :06/09/2012
(33) Name of priority country :U.S.A.
(86) International Application No :PCT/US2013/056164
Filing Date :22/08/2013
(87) International Publication No :WO 2014/039269
(61) Patent of Addition to Application Number :NA
Filing Date :NA
(62) Divisional to Application Number :NA
Filing Date :NA

(71)**Name of Applicant :**
1)SYNTHES GMBH
Address of Applicant :Eimattstrasse 3 CH 4436 Oberdorf Switzerland
(72)**Name of Inventor :**
1)LIU Xinyin
2)FULMER Mark
3)SCHAUT Peter
4)JOYE Kevin

(57) Abstract :
The present disclosure is directed to a bioresorbable ceramic composition having a plurality of biocompatible ceramic granules each of the granules having a coating of a plurality of calcium containing particles where at least a portion of the particles are bound to at least a portion of an outer surface of each of the granules and further where the composition is flowable in a dry state. The present disclosure is also directed to a three dimensional scaffold for bone repair that includes the bioresorbable composition which upon implantation to a locus of repair defines an interconnected pore network between outer walls of the coated granules of the composition. Finally the present disclosure is directed to methods of forming both the bioresorbable ceramic composition and the three dimensional ceramic scaffold.

No. of Pages : 35 No. of Claims : 23

(12) PATENT APPLICATION PUBLICATION
(21) Application No.1364/DELNP/2015 A
(19) INDIA
(22) Date of filing of Application :19/02/2015
(43) Publication Date : 03/07/2015

(54) Title of the invention : DECORATIVE GLASS PANEL HAVING A REFLECTIVE LAYER DEPOSITED ON A TEXTURED SUBSTRATE

(51) International classification :B32B17/10
(31) Priority Document No :1258459
(32) Priority Date :10/09/2012
(33) Name of priority country :France
(86) International Application No :PCT/FR2013/052071
Filing Date :10/09/2013
(87) International Publication No :WO 2014/037679
(61) Patent of Addition to Application Number :NA
Filing Date :NA
(62) Divisional to Application Number :NA
Filing Date :NA

(71)**Name of Applicant :**
1)SAINT GOBAIN GLASS FRANCE
Address of Applicant :18 avenue dAlsace F 92400 Courbevoie France
(72)**Name of Inventor :**
1)GUILLEMOT Fran§ois
2)CHEMIN Nicolas

(57) Abstract :
The invention relates to a composite (1) including in sequence: a transparent substrate (2) a transparent layer (3) having at least one portion of the surface that is textured and typical texturisation dimensions of 10 nm to 100 µm and coated with a reflective layer (4).

No. of Pages : 17 No. of Claims : 15

(12) PATENT APPLICATION PUBLICATION
(19) INDIA
(22) Date of filing of Application :19/02/2015
(21) Application No.1365/DELNP/2015 A
(43) Publication Date : 03/07/2015

(54) Title of the invention : RECOMBINANT MICROORGANISMS AND USES THEREFOR

(51) International classification :C12N1/21,C12P5/00,C12P7/54
(31) Priority Document No :61/694104
(32) Priority Date :28/08/2012
(33) Name of priority country :U.S.A.
(86) International Application No :PCT/US2013/057103
Filing Date :28/08/2013
(87) International Publication No :WO 2014/036152
(61) Patent of Addition to Application Number :NA
Filing Date :NA
(62) Divisional to Application Number :NA
Filing Date :NA

(71)**Name of Applicant :**
1)LANZATECH NEW ZEALAND LIMITED
Address of Applicant :24 Balfour Road Parnell Auckland 1052 New Zealand
(72)**Name of Inventor :**
1)MUELLER Alexander Paul
2)KOEPKE Michael

(57) Abstract :
A stereospecific enzyme in C. autoethanogenum permits the conversion of racemic propanediol to acetone and/or propionaldehyde. Entantiomeric starting materials lead to different products. If desired, the products may be reduced to form alco - hols. The reaction can be performed in various host cells, so that various materials may be used as carbon and/or energy sources.

No. of Pages : 81 No. of Claims : 33

(12) PATENT APPLICATION PUBLICATION
(19) INDIA
(22) Date of filing of Application :20/02/2015
(21) Application No.1430/DELNP/2015 A
(43) Publication Date : 03/07/2015

(54) Title of the invention : POLYMER BLENDS AND ARTICLES MADE THEREFROM

(51) International classification :C08L23/00,C08L23/06,C08L23/08
(31) Priority Document No :61/718861
(32) Priority Date :26/10/2012
(33) Name of priority country :U.S.A.
(86) International Application No :PCT/US2013/062589
Filing Date :30/09/2013
(87) International Publication No :WO 2014/065989
(61) Patent of Addition to Application Number :NA
Filing Date :NA
(62) Divisional to Application Number :NA
Filing Date :NA

(71)**Name of Applicant :**
1)EXXONMOBIL CHEMICAL PATENTS INC.
Address of Applicant :5200 Bayway Drive Baytown TX 77520 2101 U.S.A.
(72)**Name of Inventor :**
1)ZHU Zhenyu
2)CHENG Jianya

(57) Abstract :
Polymer compositions including (A) 15.0 to 90.0 wt.% of a heterogeneously branched ethylene polymer having polymer units derived from at least one C3-C20 alpha-olefin and having a CBDI < 50.0%; and (B) 85.0 to 10.0 wt.% of an ethylene-based polymer and films made therefrom are disclosed.

No. of Pages : 45 No. of Claims : 23

(12) PATENT APPLICATION PUBLICATION
(19) INDIA
(22) Date of filing of Application :23/02/2015
(21) Application No.1498/DELNP/2015 A
(43) Publication Date : 03/07/2015

(54) Title of the invention : SEAL ARRANGEMENT

(51) International classification	:F16J15/32,B60T11/236,F16J15/56
(31) Priority Document No	:10 2012 216 699.8
(32) Priority Date	:19/09/2012
(33) Name of priority country	:Germany
(86) International Application No	:PCT/DE2013/200131
Filing Date	:19/08/2013
(87) International Publication No	:WO 2014/044266
(61) Patent of Addition to Application Number	:NA
Filing Date	:NA
(62) Divisional to Application Number	:NA
Filing Date	:NA

(71)**Name of Applicant :**
1)SCHAEFFLER TECHNOLOGIES AG & CO. KG
Address of Applicant :Industriestrae 1 3 91074 Herzogenaurach Germany
(72)**Name of Inventor :**
1)FISCHER Melanie

(57) Abstract :
The invention relates to a seal arrangement (50) for a piston/cylinder unit (51) with a cylinder (53) and a piston (52) axially displaceable in the cylinder with an annular shoulder (54) for accepting a sealing element (57) said sealing element being substantially L shaped or V shaped with a moving sealing lip (60) extending in the radial direction and a static sealing lip (59) extending in the axial direction wherein a seal retaining element (62) is provided to ensure the positional security of the sealing element (57).

No. of Pages : 13 No. of Claims : 9

(12) PATENT APPLICATION PUBLICATION
(19) INDIA
(22) Date of filing of Application :23/02/2015
(21) Application No.1499/DELNP/2015 A
(43) Publication Date : 03/07/2015

(54) Title of the invention : SECONDARY BATTERY

(51) International classification	:H01M2/16,H01M4/485,H01M10/04
(31) Priority Document No	:2012164164
(32) Priority Date	:24/07/2012
(33) Name of priority country	:Japan
(86) International Application No	:PCT/JP2013/070120
Filing Date	:24/07/2013
(87) International Publication No	:WO 2014/017567
(61) Patent of Addition to Application Number	:NA
Filing Date	:NA
(62) Divisional to Application Number	:NA
Filing Date	:NA

(71)**Name of Applicant :**
1)KABUSHIKI KAISHA TOSHIBA
Address of Applicant :1-1 Shibaura 1 chome Minato ku Tokyo 1058001 Japan
(72)**Name of Inventor :**
1)UEMATSU Ikuo
2)HAYAMIZU Naoya
3)SAKURAI Naoaki

(57) Abstract :
A secondary battery according to an embodiment comprises a package container and an electrode structure and electrolyte which are housed in the package container. The electrode structure (24) includes a positive electrode (18) a negative electrode (20) and a separator disposed between the positive electrode (18) and the negative electrode (20). The separator includes an organic fiber layer (23) deposited at least either on the positive electrode or the negative electrode. The organic fiber layer (23) has contact points where the organic fibers intersect with each other and form of these intersections are changed by tensile stress.

No. of Pages : 88 No. of Claims : 23

(12) PATENT APPLICATION PUBLICATION
(21) Application No.1557/DELNP/2015 A
(19) INDIA
(22) Date of filing of Application :25/02/2015
(43) Publication Date : 03/07/2015

(54) Title of the invention : NOVEL BARRIER LAYER STACKS AND METHODS AND COMPOSITIONS THEREOF

(51) International classification :F16J15/02,F16J15/10
(31) Priority Document No :61/696113
(32) Priority Date :31/08/2012
(33) Name of priority country :U.S.A.
(86) International Application No :PCT/US2013/057648
Filing Date :30/08/2013
(87) International Publication No :WO 2014/036478
(61) Patent of Addition to Application Number :NA
Filing Date :NA
(62) Divisional to Application Number :NA
Filing Date :NA

(71)**Name of Applicant :**
1)VITRIFLEX INC.
Address of Applicant :2350 Zanker Road San Jose California 95131 1115 U.S.A.
(72)**Name of Inventor :**
1)PRASAD Ravi

(57) Abstract :
A barrier layer stack is described. The barrier layer stack includes: (i) a barrier material including defects; (ii) a seal covering the defects of the barrier material; and (iii) wherein in an operational state of the barrier layer stack presence of the seal reduces or prevents diffusion of vapor and/or gas molecules through the defects of the barrier material.

No. of Pages : 21 No. of Claims : 22

(12) PATENT APPLICATION PUBLICATION
(19) INDIA
(22) Date of filing of Application :25/02/2015
(21) Application No.1558/DELNP/2015 A
(43) Publication Date : 03/07/2015

(54) Title of the invention : MOTOR VEHICLE DOOR LOCK

(51) International classification :E05B77/04,E05B85/02,E05B85/26
(31) Priority Document No :20 2012 007 326.5
(32) Priority Date :31/07/2012
(33) Name of priority country :Germany
(86) International Application No :PCT/DE2013/000410
Filing Date :27/07/2013
(87) International Publication No :WO 2014/019564
(61) Patent of Addition to Application Number :NA
Filing Date :NA
(62) Divisional to Application Number :NA
Filing Date :NA

(71)**Name of Applicant :**
1)KIEKERT AKTIENGESELLSCHAFT
Address of Applicant :Hseler Platz 2 42579 Heiligenhaus Germany
(72)**Name of Inventor :**
1)MITTELBACH Stephan

(57) Abstract :
The invention relates to a motor vehicle door lock having a lock case (1) and also a locking mechanism (2, 3) which is supported in the lock case (1) and consists substantially of a rotary latch (2) and a pawl (3) and having an additional reinforcing element (7) wherein the reinforcing element (7) is formed as a reinforcing plate (7) which couples the two axes of rotation of both the rotary latch (2) and the pawl (1) at a distance from the lock case (1).

No. of Pages : 14 No. of Claims : 15

(12) PATENT APPLICATION PUBLICATION
(19) INDIA
(22) Date of filing of Application :20/02/2015
(21) Application No.1438/DELNP/2015 A
(43) Publication Date : 03/07/2015

(54) Title of the invention : PORTABLE ELECTRIC VEHICLE SUPPLY EQUIPMENT

(51) International classification :H05K5/03
(31) Priority Document No :61/693733
(32) Priority Date :27/08/2012
(33) Name of priority country :U.S.A.
(86) International Application No :PCT/US2013/056871
Filing Date :27/08/2013
(87) International Publication No :WO 2014/036013
(61) Patent of Addition to Application Number :NA
Filing Date :NA
(62) Divisional to Application Number :NA
Filing Date :NA

(71)**Name of Applicant :**
1)AEROVIRONMENT INC.
Address of Applicant :181 W. Huntington Drive Suite 202 Monrovia California 91016 U.S.A.
(72)**Name of Inventor :**
1)STEINBUCHEL IV Herman Joseph
2)FLACK Albert Joseph
3)ZANTESON Richard Elliott

(57) Abstract :
An electric vehicle service equipment (EVSE) system includes an EVSE case having a front plug face a rear face and left and right gripping sides that collectively define a trapezoidal prism cross section the left and right gripping sides further having left and right convex gripping portions respectively a relay positioned within the EVSE case and a controller positioned within the EVSE case and in communication with the relay the controller responsive to a pilot duty signal when a pilot duty signal is present.

No. of Pages : 47 No. of Claims : 28

(12) PATENT APPLICATION PUBLICATION
(21) Application No.1439/DELNP/2015 A
(19) INDIA
(22) Date of filing of Application :20/02/2015
(43) Publication Date : 03/07/2015

(54) Title of the invention : METHOD FOR PRODUCING WATER HAVING HYDROGEN MOLECULES DISSOLVED THEREIN

(51) International classification :C02F1/68,A61L2/18,C02F1/46
(31) Priority Document No :2013134727
(32) Priority Date :27/06/2013
(33) Name of priority country :Japan
(86) International Application No :PCT/JP2014/003025
Filing Date :06/06/2014
(87) International Publication No :WO 2014/208017
(61) Patent of Addition to Application Number :NA
Filing Date :NA
(62) Divisional to Application Number :NA
Filing Date :NA

(71)**Name of Applicant :**
1)SPRING CO. LTD.
Address of Applicant :128, 12-11 Nishiogu 4 chome Arakawa ku Tokyo 1160011 Japan
2)NAKAMOTO Yoshinori
(72)**Name of Inventor :**
1)SUMITA Osao

(57) Abstract :
A method for producing water having hydrogen molecules dissolved therein wherein the water contains hydrogen molecules at a concentration of 0.8 ppm or more. The method is characterized by allowing a stabilizer for dissolved hydrogen molecules to interact with electrolytically reduced water that contains hydrogen molecules wherein the stabilizer comprises a sugar and/or a polyphenol.

No. of Pages : 55 No. of Claims : 13

(12) PATENT APPLICATION PUBLICATION
(19) INDIA
(22) Date of filing of Application :23/02/2015
(21) Application No.1502/DELNP/2015 A
(43) Publication Date : 03/07/2015

(54) Title of the invention : TREATMENT OF WAX

(51) International classification :B01D9/00,C10G45/00,C10G73/00
(31) Priority Document No :61/678664
(32) Priority Date :02/08/2012
(33) Name of priority country :U.S.A.
(86) International Application No :PCT/IB2013/056249
Filing Date :30/07/2013
(87) International Publication No :WO 2014/020535
(61) Patent of Addition to Application Number :NA
Filing Date :NA
(62) Divisional to Application Number :NA
Filing Date :NA

(71)**Name of Applicant :**
1)SASOL TECHNOLOGY (PROPRIETARY) LIMITED
Address of Applicant :1 Sturdee Avenue Rosebank 2196 Johannesburg South Africa
(72)**Name of Inventor :**
1)LOUDON Dylan Stuart
2)BEZUIDENHOUT Daniel Sarel
3)MEYER Gernot
4)BEHRMANN Ingo
5)SCHEIDAT Hans Jrg
6)FEITKENHAUER Heiko

(57) Abstract :
A method of treating or refining a wax includes hydrogenating a feed wax which has an MEK solubility oils content of more 0.5 weight % to provide a hydrogenated wax. Thereafter the hydrogenated wax is de oiled to reduce the MEK solubility oils content of the hydrogenated wax producing a refined wax or a wax product.

No. of Pages : 23 No. of Claims : 9

(12) PATENT APPLICATION PUBLICATION
(19) INDIA
(22) Date of filing of Application :23/02/2015
(21) Application No.1503/DELNP/2015 A
(43) Publication Date : 03/07/2015

(54) Title of the invention : CANNABINOID RECEPTOR ANTAGONISTS/INVERSE AGONISTS

(51) International classification	:A61K31/415,A61K31/351,A61K31/435
(31) Priority Document No	:61/675806
(32) Priority Date	:25/07/2012
(33) Name of priority country	:U.S.A.
(86) International Application No	:PCT/US2013/051919
Filing Date	:25/07/2013
(87) International Publication No	:WO 2014/018695
(61) Patent of Addition to Application Number	:NA
Filing Date	:NA
(62) Divisional to Application Number	:NA
Filing Date	:NA

(71)**Name of Applicant :**
1)JENRIN DISCOVERY INC.
Address of Applicant :2515 Lori Lane North Wilmington Delaware 19810 U.S.A.
(72)**Name of Inventor :**
1)MCELROY John
2)CHORVAT Robert

(57) Abstract :
The present invention provides novel diastereomeric pyrazolines that are useful as cannabinoid receptor blockers and pharmaceutical compositions thereof and methods of using the same for treating obesity diabetes inflammatory disorders cardiometabolic disorders hepatic disorders and/or cancers.

No. of Pages : 50 No. of Claims : 16

(12) PATENT APPLICATION PUBLICATION
(21) Application No.1504/DELNP/2015 A
(19) INDIA
(22) Date of filing of Application :23/02/2015
(43) Publication Date : 03/07/2015

(54) Title of the invention : SENSOR APPARATUS CORRESPONDING TURBOCHARGER AND METHOD OF MEASURING A MASS FLOW RATE

(51) International classification :F01D17/02,F02C6/12,G01F5/00
(31) Priority Document No :1215143.7
(32) Priority Date :24/08/2012
(33) Name of priority country :U.K.
(86) International Application No :PCT/GB2013/052227
Filing Date :23/08/2013
(87) International Publication No :WO 2014/030011
(61) Patent of Addition to Application Number :NA
Filing Date :NA
(62) Divisional to Application Number :NA
Filing Date :NA

(71)**Name of Applicant :**
1)CUMMINS LTD
Address of Applicant :St. Andrews Road Huddersfield West Yorkshire HD1 6RA U.K.
(72)**Name of Inventor :**
1)COX Calvin Howard

(57) Abstract :
A sensor apparatus comprising a housing having an inner perimeter which defines an area through which gas may flow the housing being provided with a first chamber which extends around the area through which gas may flow an entrance being distributed around the first chamber and a second chamber which extends around the area through which gas may flow an exit being distributed around the second chamber the first chamber being arranged to be upstream of the second chamber in use wherein the sensor apparatus further comprises one or more sensors arranged to measure a pressure difference between pressure in the first chamber and pressure in the second chamber. Corresponding tubocharger and method of measuring a mass flow rate are also provided.

No. of Pages : 50 No. of Claims : 29

(12) PATENT APPLICATION PUBLICATION
(21) Application No.1567/DELNP/2015 A
(19) INDIA
(22) Date of filing of Application :25/02/2015
(43) Publication Date : 03/07/2015

(54) Title of the invention : CORDIERITE ALUMINUM MAGNESIUM TITANATE COMPOSITIONS AND CERAMIC ARTICLES COMPRISING SAME

(51) International classification :C04B35/478,C04B38/00
(31) Priority Document No :13/584993
(32) Priority Date :14/08/2012
(33) Name of priority country :U.S.A.
(86) International Application No :PCT/US2013/052620
Filing Date :30/07/2013
(87) International Publication No :WO 2014/028207
(61) Patent of Addition to Application Number :NA
Filing Date :NA
(62) Divisional to Application Number :NA
Filing Date :NA

(71)**Name of Applicant :**
1)CORNING INCORPORATED
Address of Applicant :1 Riverfront Plaza Corning New York 14831 U.S.A.
(72)**Name of Inventor :**
1)VILENO Elizabeth Marie
2)DIVENS DUTCHER Adriane Marie
3)TEPESCH Patrick David

(57) Abstract :
Disclosed are ceramic bodies comprised of composite cordierite aluminum magnesium titanate ceramic compositions and methods for the manufacture of same.

No. of Pages : 47 No. of Claims : 25

(12) PATENT APPLICATION PUBLICATION
(19) INDIA
(22) Date of filing of Application :25/02/2015
(21) Application No.1568/DELNP/2015 A
(43) Publication Date : 03/07/2015

(54) Title of the invention : INTRAMEDULLARY FIXATION ASSEMBLY

(51) International classification :A61B17/72,A61B17/17
(31) Priority Document No :61/695254
(32) Priority Date :30/08/2012
(33) Name of priority country :U.S.A.
(86) International Application No :PCT/US2013/056356
Filing Date :23/08/2013
(87) International Publication No :WO 2014/035811
(61) Patent of Addition to Application Number :NA
Filing Date :NA
(62) Divisional to Application Number :NA
Filing Date :NA

(71)**Name of Applicant :**
1)SYNTHES GMBH
Address of Applicant :Eimattstrasse 3 CH 4436 Oberdorf Switzerland
2)UNIVERSITAT ZURICH
(72)**Name of Inventor :**
1)APPENZELLER Andreas
2)NAGY Ladislav
3)FLURI Daniel
4)DUTOIT Christof
5)GALM Andre

(57) Abstract :
Intramedullary fixation assemblies (4, 8) and intramedullary fixation devices (1, 24) can be used in orthopaedic surgery for the fixation of bone fractures. Also disclosed is an insertion device (30) for inserting an intramedullary fixation device and a method of fixing a bone fracture. The fixation devices are preferably for addressing fractures of the distal radius and are preferably styloid nails. The styloid nails preferably have a head portion that can accept up to three bone screws; one of the bone screws is designed to extend across a fracture line between a proximal and a distal bone fragment while the other bone screws are designed to be retained in the distal bone fragment.

No. of Pages : 51 No. of Claims : 20

(12) PATENT APPLICATION PUBLICATION
(19) INDIA
(22) Date of filing of Application :20/02/2015
(21) Application No.1444/DELNP/2015 A
(43) Publication Date : 03/07/2015

(54) Title of the invention : PROCESS TO PRODUCE ATORVASTATIN INTERMEDIATES

(51) International classification :C07D207/34,C07D319/06
(31) Priority Document No :12184689.3
(32) Priority Date :17/09/2012
(33) Name of priority country :EPO
(86) International Application No :PCT/EP2013/068886
Filing Date :12/09/2013
(87) International Publication No :WO 2014/041058
(61) Patent of Addition to Application Number :NA
Filing Date :NA
(62) Divisional to Application Number :NA
Filing Date :NA

(71)**Name of Applicant :**
1)DSM SINOCHEM PHARMACEUTICALS NETHERLANDS B.V.
Address of Applicant :Alexander Fleminglaan 1 NL 2613 AX Delft Netherlands
(72)**Name of Inventor :**
1)LANGE DE Ben
2)HEEMSKERK Dennis
3)ELSENBERG Henricus Leonardus Marie

(57) Abstract :
The invention provides a process for the production of 1 a compound of formula (I), said process comprising reacting a compound of formula (II), with a compound of formula (III), wherein Rl and R2 may be the same or different and are selected from H; a CI -C6 alkyl which may be straight or branched, substituted or unsubstituted; or Rl and R2 together represent an alkylidene group of the formula CRaRb wherein Ra and Rb may be the same or different and are selected from an alkyl group having between 1 and 6 atoms, and wherein R3 represents a CI -C6 alkyl group, wherein the reaction is carried out in the presence of a base. Using a base may advantageously allow a lower temperature and/or may result in a higher yield. Also, a phase separation step may be omitted.

No. of Pages : 13 No. of Claims : 12

(12) PATENT APPLICATION PUBLICATION
(21) Application No.1509/DELNP/2015 A
(19) INDIA
(22) Date of filing of Application :24/02/2015
(43) Publication Date : 03/07/2015

(54) Title of the invention : ROLL FOR A ROLLER GRINDER AND ROLLER GRINDER COMPRISING SUCH ROLL

(51) International classification :B02C4/30,B30B11/16
(31) Priority Document No :12182107.8
(32) Priority Date :29/08/2012
(33) Name of priority country :EPO
(86) International Application No :PCT/IB2013/056886
Filing Date :26/08/2013
(87) International Publication No :WO 2014/033609
(61) Patent of Addition to Application Number :NA
Filing Date :NA
(62) Divisional to Application Number :NA
Filing Date :NA

(71)**Name of Applicant :**
1)METSO BRASIL INDšSTRIA E COM‰RCIO LTDA
Address of Applicant :Avenida Independªncia 2.500 Bairro Iporanga 18087 101 Sorocaba SP Brazil
(72)**Name of Inventor :**
1)NIKLEWSKI Andrzej
2)BARSCEVICIUS Paulo

(57) Abstract :
The present invention relates to a roll (8) for a roller grinder. The roll (8) comprising a shaft (10) having a support structure (11); a plurality of grinding shell segments (22) circumferentially arranged around said shaft (10) to form a tubular grinding shell (20) supported by said support structure (11); and a wedging device (32; 132) for each grinding shell segment (22, 122) wherein each wedging device (32; 132) is arranged in a channel extending axially along said shaft (10; 110) and defined by the associated grinding shell segment (22; 122) and the support structure (11; 111) wherein each wedging device(32; 132) is arranged to releasably secure said grinding shell segment (22; 122) to said support structure (11; 111).The present invention also relates to a high pressure grinder comprising the above roll.

No. of Pages : 22 No. of Claims : 13

(12) PATENT APPLICATION PUBLICATION
(19) INDIA
(22) Date of filing of Application :25/02/2015
(21) Application No.1573/DELNP/2015 A
(43) Publication Date : 03/07/2015

(54) Title of the invention : SYSTEM FOR AND METHOD OF TRANSMITTING COMMUNICATION INFORMATION

(51) International classification :H04W88/02,H04W4/16,H04W4/18
(31) Priority Document No :1020120084584
(32) Priority Date :01/08/2012
(33) Name of priority country :Republic of Korea
(86) International Application No :PCT/KR2013/006934
Filing Date :01/08/2013
(87) International Publication No :WO 2014/021654
(61) Patent of Addition to Application Number :NA
Filing Date :NA
(62) Divisional to Application Number :NA
Filing Date :NA

(71)**Name of Applicant :**
1)SAMSUNG ELECTRONICS CO. LTD.
Address of Applicant :129 Samsung ro Yeongtong gu Suwon si Gyeonggi do 443 742 Republic of Korea
(72)**Name of Inventor :**
1)LEE Kyung tak
2)JUNG Youn gun

(57) Abstract :
A system for and method of communication information transmission are provided. A method of communication information transmission performed by a first device includes: receiving a communication request from a second device; obtaining surrounding situation information of the first device the surrounding situation information including information related to surroundings of the first device; and determining at least one third device to process the communication request based on the surrounding situation information.

No. of Pages : 47 No. of Claims : 15

(12) PATENT APPLICATION PUBLICATION
(21) Application No.1574/DELNP/2015 A
(19) INDIA
(22) Date of filing of Application :25/02/2015
(43) Publication Date : 03/07/2015

(54) Title of the invention : RESORBABLE AND RADIOPAQUE DEVICE FOR BONE FIXATION

(51) International classification :A61L31/12,A61L31/14
(31) Priority Document No :1257514
(32) Priority Date :02/08/2012
(33) Name of priority country :France
(86) International Application No :PCT/FR2013/051749
Filing Date :19/07/2013
(87) International Publication No :WO 2014/020259
(61) Patent of Addition to Application Number :NA
Filing Date :NA
(62) Divisional to Application Number :NA
Filing Date :NA

(71)**Name of Applicant :**
1)TEKNIMED
Address of Applicant :8 rue du Corps Franc Pommies F 65500 Vic en Bigorre France
(72)**Name of Inventor :**
1)LEONARD Alain
2)LEONARD Carole
3)SENDER Cyril
4)LIGNON Olivier
5)HALBIN Gautier
6)SAHRAOUI Nouredine

(57) Abstract :
The invention relates to an osteosynthesis device that is resorbable and also radiopaque and that is made using materials that degrade gradually. The device comprises at least one plate and a set of screws made of resorbable material wherein said plate is made of a first material consisting of a composite mixture comprising i) a resorbable polymer or copolymer compound and ii) a mineral charge composed of at least one resorbable ceramic and said screws are made of a second material consisting of at least one resorbable polymer or copolymer compound said first and second materials having different compositions such that the respective Young s moduli are different. The device is totally resorbable and radiopaque and it offers a high level of safety ensuring stable and lasting fixation of the screws to the plate and in the bone throughout the period of time necessary for setting the bone.

No. of Pages : 21 No. of Claims : 15

(12) PATENT APPLICATION PUBLICATION
(21) Application No.1378/DELNP/2015 A
(19) INDIA
(22) Date of filing of Application :19/02/2015
(43) Publication Date : 03/07/2015

(54) Title of the invention : HERBICIDAL COMPOSITIONS COMPRISING 4 AMINO 3 CHLORO 5 FLUORO 6 (4 CHLORO 2 FLUORO 3 METHOXYPHENYL) PYRIDINE 2 CARBOXYLIC ACID

(51) International classification :A01N43/40
(31) Priority Document No :61/675093
(32) Priority Date :24/07/2012
(33) Name of priority country :U.S.A.
(86) International Application No :PCT/US2013/051316
Filing Date :19/07/2013
(87) International Publication No :WO 2014/018405
(61) Patent of Addition to Application Number :NA
Filing Date :NA
(62) Divisional to Application Number :NA
Filing Date :NA

(71)**Name of Applicant :**
1)DOW AGROSCIENCES LLC
Address of Applicant :9330 Zionsville Road Indianapolis IN 46268 U.S.A.
(72)**Name of Inventor :**
1)YERKES Carla N.
2)MANN Richard K.

(57) Abstract :
Provided herein are synergistic herbicidal compositions containing (a) a compound of formula (I): 4-amino-3-chloro- 5-fluoro-6-(4-chloro-2-fluoro-3-methoxyphenyl)pyridine-2-carboxylic acid or a derivative thereof, or an agriculturally acceptable salt or ester thereof and (b) an auxin transport inhibitor. Exemplary auxin transport inhibitors include chlorflurenol-methyl, diflufen - zopyr-sodium, flurenol-methyl and naptalam-sodium, or an agriculturally acceptable salt or ester derivative thereof. The methods and compositions described herein provide control of undesirable vegetation, e.g., in rice, cereals, wheat, barley, oats, rye, sorghum, com or maize, sugarcane, sunflower, oilseed rape, canola, sugar beet, soybean, cotton, pineapple, vegetables, pastures, grasslands, rangelands, fallowland, turf, tree and vine orchards, aquatics, plantation crop, industrial vegetation management (rVM) or rights of way (ROW).

No. of Pages : 65 No. of Claims : 13

(12) PATENT APPLICATION PUBLICATION
(19) INDIA
(22) Date of filing of Application :20/02/2015
(21) Application No.1442/DELNP/2015 A
(43) Publication Date : 03/07/2015

(54) Title of the invention : C17 ALKANEDIYL AND ALKENEDIYL DERIVATIVES OF OLEANOLIC ACID AND METHODS OF USE THEREOF

(51) International classification :C07J63/00,A61K31/56,A61P29/00
(31) Priority Document No :61/699122
(32) Priority Date :10/09/2012
(33) Name of priority country :U.S.A.
(86) International Application No :PCT/US2013/059027
Filing Date :10/09/2013
(87) International Publication No :WO 2014/040060
(61) Patent of Addition to Application Number :NA
Filing Date :NA
(62) Divisional to Application Number :NA
Filing Date :NA

(71)**Name of Applicant :**
1)REATA PHARMACEUTICALS INC.
Address of Applicant :2801 Gateway Drive Suite 150 Irving TX 75063 2648 U.S.A.
(72)**Name of Inventor :**
1)BENDER Christopher F.
2)JIANG Xin
3)ANDERSON Eric
4)VISNICK Melean

(57) Abstract :
Disclosed herein are novel C17 alkanediyi and aikenediyl derivatives of oleanolic acid including those of the formula (I) wherein the variables are defined herein. Also provided are pharmaceutical compositions kits and articles of manufacture comprising such compounds. Methods and intermediates useful for making the compounds and methods of using the compounds for example as antioxidant inflammation modulators and compositions thereof are also provided.

No. of Pages : 112 No. of Claims : 70

(12) PATENT APPLICATION PUBLICATION
(21) Application No.1507/DELNP/2015 A
(19) INDIA
(22) Date of filing of Application :24/02/2015
(43) Publication Date : 03/07/2015

(54) Title of the invention : SYSTEMS METHODS AND DEVICES FOR REDUCING IMPACT OF FADING DIPS ON WIRELESS BACKHAUL CHANNELS

(51) International classification :H04W72/08,H04W72/04,H04W84/04
(31) Priority Document No :13/556625
(32) Priority Date :24/07/2012
(33) Name of priority country :U.S.A.
(86) International Application No :PCT/IB2013/055046
Filing Date :19/06/2013
(87) International Publication No :WO 2014/016711
(61) Patent of Addition to Application Number :NA
Filing Date :NA
(62) Divisional to Application Number :NA
Filing Date :NA

(71)**Name of Applicant :**
1)TELEFONAKTIEBOLAGET L M ERICSSON (PUBL)
Address of Applicant :S 164 83 Stockholm Sweden
(72)**Name of Inventor :**
1)KOORAPATY Havish
2)BERG Jan Erik
3)HANSRYD Jonas

(57) Abstract :
The impact of a fading dip in a radio channel (505) on the communication between a first (501) and a second (502) antenna may be reduced by receiving (802) a sounding signal at the first antenna or the second antenna over the radio channel and measuring (803) the frequency response of the radio channel using this sound signal that was received. The radio frequency signal that is used to communicate between the first antenna and the second antenna is adjusted {804) in response to the frequency response that was measured in order to reduce an impact of the fading dip in the radio channel on the radio frequency signal during operation. Related systems methods and devices are disclosed

No. of Pages : 44 No. of Claims : 23

(12) PATENT APPLICATION PUBLICATION
(21) Application No.1572/DELNP/2015 A
(19) INDIA
(22) Date of filing of Application :25/02/2015
(43) Publication Date : 03/07/2015

(54) Title of the invention : A METHOD FOR SELECTION OF AGENTS INFLUENCING INTESTINAL MOTILITY DISORDERS AND PAIN

(51) International classification :C12R1/225,C12Q1/02,C12N1/20
(31) Priority Document No :61/696277
(32) Priority Date :03/09/2012
(33) Name of priority country :U.S.A.
(86) International Application No :PCT/EP2013/068202
Filing Date :03/09/2013
(87) International Publication No :WO 2014/033330
(61) Patent of Addition to Application Number :NA
Filing Date :NA
(62) Divisional to Application Number :NA
Filing Date :NA

(71)**Name of Applicant :**
1)BioGaia AB
Address of Applicant :Kungsbroplan 3A P.O. Box 3242 S 103 64 Stockholm Sweden
(72)**Name of Inventor :**
1)CONNOLLY Eamonn
2)KUNZE Wolfgang
3)BIENENSTOCK John

(57) Abstract :
A method is provided for evaluating agents for the treatment of different intestinal motility disorders using distinct methodological parts related to musculature and nerves of the GI tract which communicate with the brain. In particular the present invention provides a method for the selection of an agent effective for the treatment of an intestinal motility disorder wherein said method comprises: a) a step of spatiotemporal (ST) mapping carried out on a gastrointestinal segment to analyse the effect of said agent on gastrointestinal motility; and b) a step of ex vivo nerve bundle recording carried out on a gastrointestinal segment to analyse the effect of said agent on mesenteric afferent nerve firing. Bacterial strains selected by the methods of the invention and the use of said bacterial strains in the treatment of intestinal motility disorders are also provided.

No. of Pages : 46 No. of Claims : 26

(12) PATENT APPLICATION PUBLICATION
(21) Application No.1389/DELNP/2015 A
(19) INDIA
(22) Date of filing of Application :19/02/2015
(43) Publication Date : 03/07/2015

(54) Title of the invention : INFLATABLE LIGHT CONCENTRATING MIRROR

(51) International classification :F24J2/14,E04D13/18,F24J2/06
(31) Priority Document No :2012903284
(32) Priority Date :01/08/2012
(33) Name of priority country :Australia
(86) International Application No :PCT/AU2013/000867
Filing Date :01/08/2013
(87) International Publication No :WO 2014/019031
(61) Patent of Addition to Application Number :NA
Filing Date :NA
(62) Divisional to Application Number :NA
Filing Date :NA

(71)**Name of Applicant :**
1)HAHN Harry Kurt
Address of Applicant :Edelbergweg 4 76275 Ettlingen Germany
(72)**Name of Inventor :**
1)HAHN Harry Kurt

(57) Abstract :
An inflatable light concentrating mirror (10) comprising a first transparent sheet (1) and a second reflective sheet (2) wherein the first sheet and second sheet are connected or sealed to each other whereby a void is provided there between the void being adapted to receive a gas so as to inflate the light concentrating mirror characterized in that the mirror further comprises tensioning means (14) adapted to produce a defined longitudinal tension (11) in at least the second sheet (2) such that wrinkles or creases therein are significantly reduced. The tensioning means comprises one or more tensioning devices (14) adapted to be attached to at least one mirror end or one free end of the second sheet the tensioning device is configured to provide a pulling force (11) on the second sheet so as to provide the longitudinal tension.

No. of Pages : 32 No. of Claims : 24

(12) PATENT APPLICATION PUBLICATION
(21) Application No.1450/DELNP/2015 A
(19) INDIA
(22) Date of filing of Application :21/02/2015
(43) Publication Date : 03/07/2015

(54) Title of the invention : EXPANDABLE CAN HOLDER

(51) International classification :B65D81/38
(31) Priority Document No :MX/u/2012/000378
(32) Priority Date :10/08/2012
(33) Name of priority country :Mexico
(86) International Application No :PCT/MX2013/000096
Filing Date :12/08/2013
(87) International Publication No :WO 2014/025245
(61) Patent of Addition to Application Number :NA
Filing Date :NA
(62) Divisional to Application Number :NA
Filing Date :NA

(71)**Name of Applicant :**
1)URIAS NAVARRO Jesºs Martin
Address of Applicant :Da Vinci No. 175 Lomas del Mirador Hermosillo Sonora 83290 Mexico
(72)**Name of Inventor :**
1)URIAS NAVARRO Jesºs Martin

(57) Abstract :
The present invention relates to an improved can holder which has been perfected in order to overcome the disadvantages that affect the efficiency of current can holder models caused by high environmental temperatures and of the various size presentations of the cans most commonly available on the market. The invention aims to provide a can holder model that is completely different from those currently available on the market due to a series of internal improvements wherein the most significant feature is that the latter has variable and/or expandable volume capacity which can hold all the various size presentations of the 6.5 cm diameter cans most commonly available on the market without any disadvantages including additional volume capacity for holding cold water and/or ice as coolants. Likewise the main feature of the device makes easier the removal of an empty can and similarly the cleaning of the inside of the device.

No. of Pages : 16 No. of Claims : 2

(12) PATENT APPLICATION PUBLICATION
(19) INDIA
(22) Date of filing of Application :24/02/2015
(21) Application No.1514/DELNP/2015 A
(43) Publication Date : 03/07/2015

(54) Title of the invention : COMPOSITION FOR TREATING PSORIASIS

(51) International classification :A61K35/04,A61K36/00,A61K9/06
(31) Priority Document No :12183189.5
(32) Priority Date :05/09/2012
(33) Name of priority country :EPO
(86) International Application No :PCT/EP2013/068175
Filing Date :03/09/2013
(87) International Publication No :WO 2014/037343
(61) Patent of Addition to Application Number :NA
Filing Date :NA
(62) Divisional to Application Number :NA
Filing Date :NA

(71)**Name of Applicant :**
1)PSORIASIS+CREAMS SWEDEN AB
Address of Applicant :Perfect Consulting Hantverkaregatan 9 S 302 42 Halmstad Sweden
(72)**Name of Inventor :**
1)MOLL LORCA Ana

(57) Abstract :
A dermal composition for treating or soothing psoriasis lesions wherein the composition comprises a tar extract a corticosteroid an antipruritic an antibiotic urea an absorption base water lanolin and propylene glycol.

No. of Pages : 20 No. of Claims : 15

(12) PATENT APPLICATION PUBLICATION
(21) Application No.1577/DELNP/2015 A
(19) INDIA
(22) Date of filing of Application :25/02/2015
(43) Publication Date : 03/07/2015

(54) Title of the invention : REGULATING CONTENT STREAMS FROM A WEIGHTED FAIR QUEUING SCHEDULER USING WEIGHTS DEFINED FOR USER EQUIPMENT NODES

(51) International classification :H04L12/66
(31) Priority Document No :13/597333
(32) Priority Date :29/08/2012
(33) Name of priority country :U.S.A.
(86) International Application No :PCT/IB2013/056077
Filing Date :24/07/2013
(87) International Publication No :WO 2014/033565
(61) Patent of Addition to Application Number :NA
Filing Date :NA
(62) Divisional to Application Number :NA
Filing Date :NA

(71)**Name of Applicant :**
1)ERICSSON TELEVISION INC.
Address of Applicant :4500 River Green Parkway Suite 110 Duluth Georgia 30096 U.S.A.
(72)**Name of Inventor :**
1)DASHER Charles
2)FORSMAN Bob
3)PHILLIPS Chris
4)REYNOLDS Jennifer

(57) Abstract :
Apparatuses and methods control communication of content streams through a content distribution network. A data repository (142, J40) is accessed (300) to retrieve information which identifies a group of User equipment nodes (200-214) that are registered with one of a plurality of subscriber accounts and which further identifies weight values that are associated with the group of the user equipment nodes (200-214). Communication bit rates that are provided by a weighted fair queuing scheduler node (136) to individual ones of a group of the content streams within bandwidth allocated to a virtual pipe for carrying the group of the content streams through the content: distribution network to the group of the user equipment nodes (200-214) are regulated responsive to the weight values associated with the group of the user equipment nodes (200-214).

No. of Pages : 36 No. of Claims : 20

(12) PATENT APPLICATION PUBLICATION
(19) INDIA
(22) Date of filing of Application :25/02/2015
(21) Application No.1578/DELNP/2015 A
(43) Publication Date : 03/07/2015

(54) Title of the invention : FUEL INJECTION VALVE

(51) International classification :F02M61/18
(31) Priority Document No :2012211779
(32) Priority Date :26/09/2012
(33) Name of priority country :Japan
(86) International Application No :PCT/JP2013/069547
Filing Date :18/07/2013
(87) International Publication No :WO 2014/050266
(61) Patent of Addition to Application Number :NA
Filing Date :NA
(62) Divisional to Application Number :NA
Filing Date :NA

(71)**Name of Applicant :**
1)HITACHI AUTOMOTIVE SYSTEMS LTD.
Address of Applicant :2520 Takaba Hitachinaka shi Ibaraki 3128503 Japan
(72)**Name of Inventor :**
1)OHNO Hiroshi
2)KOBAYASHI Nobuaki
3)SAITO Takahiro
4)NAKAI Atsushi
5)OKAMOTO Yoshio

(57) Abstract :
The purpose of the invention is to provide a fuel injection valve capable of reducing dead volume. The cross sectional shape of a corner between a side surface part (45b) and a bottom part (45a) of a swirl creating chamber (46) and a communication passage (45) is formed into a bent shape; and with (r1) denoting the radius of the cross sectional shape of a corner (45d) between a side surface (8a) of a valve seat member (7) of a nozzle plate (8) and the side surface part of the swirl creating chamber and the communication passage (r2) denoting the radius of the cross sectional shape of a corner (45c) between the side surface part and the bottom part of the swirl creating chamber and the communication passage and (W) denoting the width of the swirl creating chamber and the communication passage the swirl creating chamber and the communication passage are formed so as to fulfill the relationship r1 < r2 < W/2.

No. of Pages : 27 No. of Claims : 8

(12) PATENT APPLICATION PUBLICATION
(21) Application No.1448/DELNP/2015 A
(19) INDIA
(22) Date of filing of Application :20/02/2015
(43) Publication Date : 03/07/2015

(54) Title of the invention : RECOMBINANT MODIFIED VACCINIA VIRUS ANKARA (MVA) RESPIRATORY SYNCYTIAL VIRUS (RSV) VACCINE

(51) International classification :A61K39/155,C12Q1/68
(31) Priority Document No :61/678367
(32) Priority Date :01/08/2012
(33) Name of priority country :U.S.A.
(86) International Application No :PCT/EP2013/055483
Filing Date :15/03/2013
(87) International Publication No :WO 2014/019718
(61) Patent of Addition to Application Number :NA
Filing Date :NA
(62) Divisional to Application Number :NA
Filing Date :NA

(71)**Name of Applicant :**
1)BAVARIAN NORDIC A/S
Address of Applicant :Hejreskovvey 10A DK 3490 Kvistgaard Denmark
(72)**Name of Inventor :**
1)CHEMINAY Cdric
2)STEIGERWALD Robin
3)CHAPLIN Paul

(57) Abstract :
Provided herein are recombinant modified vaccinia virus Ankara (MVA) strains as improved vaccines against infection with Respiratory Syncytial Virus (RSV virus) and to related products methods and uses. Specifically provided herein are genetically engineered recombinant MVA vectors comprising at least one nucleotide sequence encoding an antigenic determinant of an RSV membrane glycoprotein and at least one nucleotide sequence encoding an antigenic determinant of an RSV nucleocapsid protein. Also provided herein are products methods and uses thereof e.g. suitable to affect an immune response in a subject or suitable to diagnose an RSV infection as well as to determine whether a subject is at risk of recurrent RSV infection.

No. of Pages : 130 No. of Claims : 15

(12) PATENT APPLICATION PUBLICATION
(19) INDIA
(22) Date of filing of Application :20/02/2015
(21) Application No.1449/DELNP/2015 A
(43) Publication Date : 03/07/2015

(54) Title of the invention : METHODS FOR THE MANUFACTURE OF PROTEOLYTICALLY PROCESSED POLYPEPTIDES

(51) International classification :C07K14/33
(31) Priority Document No :NA
(32) Priority Date :NA
(33) Name of priority country :NA
(86) International Application No :PCT/EP2012/073283
Filing Date :21/11/2012
(87) International Publication No :WO 2014/079495
(61) Patent of Addition to Application Number :NA
Filing Date :NA
(62) Divisional to Application Number :NA
Filing Date :NA

(71)**Name of Applicant :**
1)SYNTAXIN LIMITED
Address of Applicant :Unit4 10 The Quadrant Barton Lane Abingdon Oxfordshire OX14 3YS U.K.
(72)**Name of Inventor :**
1)RUMMEL Andreas

(57) Abstract :
The present invention relates to a novel proteolytically active polypeptide and various uses of the polypeptide (and others) in screening and manufacturing methods.

No. of Pages : 84 No. of Claims : 15

(12) PATENT APPLICATION PUBLICATION
(19) INDIA
(22) Date of filing of Application :24/02/2015
(21) Application No.1515/DELNP/2015 A
(43) Publication Date : 03/07/2015

(54) Title of the invention : SWITCH

(51) International classification :H01H21/00
(31) Priority Document No :2012215840
(32) Priority Date :28/09/2012
(33) Name of priority country :Japan
(86) International Application No :PCT/JP2013/005443
Filing Date :13/09/2013
(87) International Publication No :WO 2014/050006
(61) Patent of Addition to Application Number :NA
Filing Date :NA
(62) Divisional to Application Number :NA
Filing Date :NA

(71)**Name of Applicant :**
1)PANASONIC INTELLECTUAL PROPERTY MANAGEMENT CO. LTD.
Address of Applicant :1-61 Shiromi 2 chome Chuo ku Osaka shi Osaka 5406207 Japan
(72)**Name of Inventor :**
1)OKUNO Hirohisa
2)SHIBATA Kiwamu
3)NAKAMURA Atsushi
4)KUSAGAWA Takashi
5)BABA Kazuya

(57) Abstract :
A switch (1) is provide with an operation handle (11) which is operated by a user LEDs (4, 7) for displaying the operation state of a load and a first light guide body (41). The operation handle (11) is supported by a switch main body (10) on the side of the LEDs (4, 7) in a rotatable manner. The output light of the LEDs (4, 7) is guided toward a side of the operation handle (11) that is away from the LEDs (4, 7) by means of the first light guide body (41) and is emitted from a display unit (11a) provided to an operation unit (11c).

No. of Pages : 40 No. of Claims : 12

(12) PATENT APPLICATION PUBLICATION
(21) Application No.1516/DELNP/2015 A
(19) INDIA
(22) Date of filing of Application :24/02/2015
(43) Publication Date : 03/07/2015

(54) Title of the invention : WATER REPELLANT OIL REPELLANT COMPOSITION AND ARTICLE

(51) International classification :C09K3/18,B32B27/30
(31) Priority Document No :2012171133
(32) Priority Date :01/08/2012
(33) Name of priority country :Japan
(86) International Application No :PCT/JP2013/070512
Filing Date :29/07/2013
(87) International Publication No :WO 2014/021277
(61) Patent of Addition to Application Number :NA
Filing Date :NA
(62) Divisional to Application Number :NA
Filing Date :NA

(71)**Name of Applicant :**
1)ASAHI GLASS COMPANY LIMITED
Address of Applicant :5-1 Marunouchi 1 chome Chiyoda ku Tokyo 1008405 Japan
(72)**Name of Inventor :**
1)SHIMADA Minako
2)OOMORI Yuuichi

(57) Abstract :
The present invention can oDtam a porous substrate having a moisture-permeable, waterproof m and a water-repellant, oil-repellant treated surface that has favorable water-repellant, oil-repellant properties and washing durability, has suppressed permeation of a coating liquid for forming the moisture-permeable, waterproof film, and has suppressed delamination of the moisture-permeable, waterproof film. This water-repellant, oil-repellant composition contains: a copolymer (A) having 60-95 mass% of a unit that is on the basis of a monomer having an R group having no greater than 6 carbon atoms, and 5-40 mass% of a unit that is on the basis of vinylidene chloride; a copolymer (B) having 50-95 mass% of a unit that is on the basis of a halogenated olefin and 5 -50 mass% of a unit that is on the basis of a monomer having a cross -linkable functional group; and a medium (C). The proportion of copolymer (A) is 70-90 mass%, and the proportion of copolymer (B) is 10-30 mass%.

No. of Pages : 32 No. of Claims : 13

(12) PATENT APPLICATION PUBLICATION
(19) INDIA
(22) Date of filing of Application :25/02/2015
(21) Application No.1581/DELNP/2015 A
(43) Publication Date : 03/07/2015

(54) Title of the invention : MULTIHOLE DRILL SLEEVE WITH PROTECTION SLEEVE

(51) International classification :A61B17/16,A61B17/17,A61B17/34
(31) Priority Document No :61/701070
(32) Priority Date :14/09/2012
(33) Name of priority country :U.S.A.
(86) International Application No :PCT/US2013/058960
Filing Date :10/09/2013
(87) International Publication No :WO 2014/043093
(61) Patent of Addition to Application Number :NA
Filing Date :NA
(62) Divisional to Application Number :NA
Filing Date :NA

(71)**Name of Applicant :**
1)SYNTHES GMBH
Address of Applicant :Eimattstrasse 3 CH 4436 Oberdorf Switzerland
(72)**Name of Inventor :**
1)FELDER Martin

(57) Abstract :
An aiming device for bone fixation includes (a) a handle extending from a first end to a second end along a longitudinal axis (b) a guide arm connected to the second end of the handle and having an opening extending therethrough the guide arm being connected to a protection sleeve; and (c) a drill guide configured and dimensioned for insertion through the opening of the guide arm. The drill guide has first and second guide channels extending therethrough to guide an insertion of a guide wire into a bone. The drill guide is movable between a first position wherein the drill guide is axially and rotationally movable relative to the guide arm to a second position wherein the drill guide is axially and rotationally locked relative to the guide arm.

No. of Pages : 36 No. of Claims : 25

(12) PATENT APPLICATION PUBLICATION
(21) Application No.1452/DELNP/2015 A
(19) INDIA
(22) Date of filing of Application :21/02/2015
(43) Publication Date : 03/07/2015

(54) Title of the invention : METHOD OF TRANSMITTING INQUIRY MESSAGE DISPLAY DEVICE FOR THE METHOD METHOD OF SHARING INFORMATION AND MOBILE TERMINAL

(51) International classification :H04N21/472,H04N7/173
(31) Priority Document No :1020120081966
(32) Priority Date :26/07/2012
(33) Name of priority country :Republic of Korea
(86) International Application No :PCT/KR2013/006006
Filing Date :05/07/2013
(87) International Publication No :WO 2014/017757
(61) Patent of Addition to Application Number :NA
Filing Date :NA
(62) Divisional to Application Number :NA
Filing Date :NA

(71)**Name of Applicant :**
1)SAMSUNG ELECTRONICS CO. LTD.
Address of Applicant :129 Samsung ro Yeongtong gu Suwon si Gyeonggi do 443 742 Republic of Korea
(72)**Name of Inventor :**
1)SHIN In young
2)CHOI Won jong

(57) Abstract :
A method of transmitting an inquiry message performed by a display device includes operations of reproducing content in the display device; receiving an input from a user wherein the input from the user is related to the content; generating an inquiry message about the content based on the input from the user; extracting information which is related to the input from the user from the content; and transmitting the extracted information and the inquiry message to an external device that is connected with the display device.

No. of Pages : 64 No. of Claims : 15

(12) PATENT APPLICATION PUBLICATION
(21) Application No.1517/DELNP/2015 A
(19) INDIA
(22) Date of filing of Application :24/02/2015
(43) Publication Date : 03/07/2015

(54) Title of the invention : DIGITAL PHOTOGRAPHING APPARATUS AND METHOD OF CONTROLLING SAME

(51) International classification :H04N5/232,G03B13/36
(31) Priority Document No :1020120081436
(32) Priority Date :25/07/2012
(33) Name of priority country :Republic of Korea
(86) International Application No :PCT/KR2013/003841
Filing Date :03/05/2013
(87) International Publication No :WO 2014/017733
(61) Patent of Addition to Application Number :NA
Filing Date :NA
(62) Divisional to Application Number :NA
Filing Date :NA

(71)**Name of Applicant :**
1)SAMSUNG ELECTRONICS CO. LTD.
Address of Applicant :129 Samsung ro Yeongtong gu Suwon si Gyeonggi do 443 742 Republic of Korea
(72)**Name of Inventor :**
1)LEE Kun woo
2)LEE Seung han
3)KO Dong min

(57) Abstract :
A digital photographing apparatus is provided for performing an auto focus (AF) function and a method of controlling the digital photographing apparatus is provided as well. The method of controlling the digital photographing apparatus includes determining whether an AF operation is about to be performed by using a deviation of image data or a vibration degree of the digital photographing apparatus; performing a preceding operation of a focus lens if it is determined that the AF operation is about to be performed; and performing a post operation of the focus lens when a first shutter release button input is received. Thus a moving distance and a frequency of changing direction of the focus lens may be reduced by recognizing a behavior pattern of the user and thus an AF operating time (i.e. AF operating time after the user pushes a shutter) may be reduced.

No. of Pages : 37 No. of Claims : 18

(12) PATENT APPLICATION PUBLICATION
(21) Application No.1518/DELNP/2015 A
(19) INDIA
(22) Date of filing of Application :24/02/2015
(43) Publication Date : 03/07/2015

(54) Title of the invention : COMPOSITIONS AND METHODS FOR IMPROVING THE COMPATIBILITY OF WATER SOLUBLE HERBICIDE SALTS

(51) International classification :A01N25/00
(31) Priority Document No :61/696351
(32) Priority Date :04/09/2012
(33) Name of priority country :U.S.A.
(86) International Application No :PCT/US2013/057431
Filing Date :30/08/2013
(87) International Publication No :WO 2014/039374
(61) Patent of Addition to Application Number :NA
Filing Date :NA
(62) Divisional to Application Number :NA
Filing Date :NA

(71)**Name of Applicant :**
1)DOW AGROSCIENCES LLC
Address of Applicant :9330 Zionsville Road Indianapolis IN 46268 U.S.A.
(72)**Name of Inventor :**
1)LIU Lei
2)ZHANG Hong
3)KENNEDY Alex
4)TANK Holger
5)LI Mei

(57) Abstract :
Methods and compositions for improving the compatibility of aqueous herbicide solutions containing at least one of a water soluble salt of an aryloxyalkanoic acid a water soluble salt of a pyridyloxyalkanoic acid and a water soluble salt of glyphosate by adding a surface active compatibilizer are provided.

No. of Pages : 27 No. of Claims : 29

(12) PATENT APPLICATION PUBLICATION
(21) Application No.1579/DELNP/2015 A
(19) INDIA
(22) Date of filing of Application :25/02/2015
(43) Publication Date : 03/07/2015

(54) Title of the invention : ELECTRONIC CONTROL APPARATUS

(51) International classification :H05K7/20,H01L23/36
(31) Priority Document No :2012208927
(32) Priority Date :21/09/2012
(33) Name of priority country :Japan
(86) International Application No :PCT/JP2013/074678
Filing Date :12/09/2013
(87) International Publication No :WO 2014/046004
(61) Patent of Addition to Application Number :NA
Filing Date :NA
(62) Divisional to Application Number :NA
Filing Date :NA

(71)**Name of Applicant :**
1)HITACHI AUTOMOTIVE SYSTEMS LTD.
Address of Applicant :2520 Takaba Hitachinaka shi Ibaraki 3128503 Japan
(72)**Name of Inventor :**
1)KAWAI Yoshio
2)OHHASHI Hironori
3)YANAGISAWA Yuuichi
4)YOSHINAGA Kumiko
5)ICHIKAWA Eiji

(57) Abstract :
A heat generating component (3) is mounted on a surface (4b) of a circuit board (4) said surface being on the case (13) side and a recessed section (5) is formed at a position on the inner wall surface (12e) side of a bottom wall (12a) of a case (12) said position facing the heat generating component (3). A component clearance (Ca) in a desired size is provided between an inner wall surface (5a) of the recessed section (5) and the heat generating component (3) and a heat dissipating material (6) is disposed in the component clearance (Ca). On the circumferential end side of the recessed section (5) a circumferential end clearance (Cb) is provided between the surface (4b) of the circuit board (4) said surface being on the case (13) side and an inner wall surface (12d) of the bottom wall (12a).

No. of Pages : 36 No. of Claims : 3

(12) PATENT APPLICATION PUBLICATION
(21) Application No.1580/DELNP/2015 A
(19) INDIA
(22) Date of filing of Application :25/02/2015
(43) Publication Date : 03/07/2015

(54) Title of the invention : COMPOSITION FOR EXTENDING LIFE OF LEAD ACID BATTERIES

(51) International classification :H01M6/16,H01M10/44
(31) Priority Document No :221668
(32) Priority Date :27/08/2012
(33) Name of priority country :Israel
(86) International Application No :PCT/IL2013/050717
Filing Date :26/08/2013
(87) International Publication No :WO 2014/033708
(61) Patent of Addition to Application Number :NA
Filing Date :NA
(62) Divisional to Application Number :NA
Filing Date :NA

(71)**Name of Applicant :**
1)BATTERY SOLUTION INTERNATIONAL LTD.
Address of Applicant :21 Hanapach Street P.O.B. 6257 21653 Carmiel Israel
(72)**Name of Inventor :**
1)LARIN Emilia

(57) Abstract :
The invention provides an additive for extending the useful life span of the lead acid batteries the additive being a safe and environmentally harmless material in the form of an aqueous liquid or an easy to use capsule. The invention also provides a method for refurbishing lead acid batteries and extending their life span.

No. of Pages : 17 No. of Claims : 15

(12) PATENT APPLICATION PUBLICATION
(21) Application No.1467/DELNP/2015 A
(19) INDIA
(22) Date of filing of Application :23/02/2015
(43) Publication Date : 03/07/2015

(54) Title of the invention : SYSTEM AND METHOD FOR MOUNTING AN AIRBAG CHUTE ASSEMBLY WITHIN A VEHICLE TRIM COMPONENT

(51) International classification	:B29C45/00,B29C45/14,B60R21/205
(31) Priority Document No	:61/693634
(32) Priority Date	:27/08/2012
(33) Name of priority country	:U.S.A.
(86) International Application No	:PCT/US2013/056751
Filing Date	:27/08/2013
(87) International Publication No	:WO 2014/035939
(61) Patent of Addition to Application Number	:NA
Filing Date	:NA
(62) Divisional to Application Number	:NA
Filing Date	:NA

(71)**Name of Applicant :**
1)JOHNSON CONTROLS TECHNOLOGY COMPANY
Address of Applicant :915 East 32nd Street Holland Michigan 49423 U.S.A.
(72)**Name of Inventor :**
1)COWELCHUK Glenn A.
2)FOX Bart W.
3)DEYOUNG Jeffrey A.

(57) Abstract :
A method of manufacturing a vehicle trim component includes disposing a fiber panel (44) within a mold cavity (40) and aligning an airbag chute assembly (48) with the fiber panel (44). The method also includes compressing the fiber panel (44) within the mold cavity (40) to form the fiber panel (44) into a desired shape. At least a portion of the fiber panel (44) is compressed between a surface of the mold cavity (40) and a surface of the airbag chute assembly (48).

No. of Pages : 44 No. of Claims : 40

(12) PATENT APPLICATION PUBLICATION
(21) Application No.1468/DELNP/2015 A
(19) INDIA
(22) Date of filing of Application :23/02/2015
(43) Publication Date : 03/07/2015

(54) Title of the invention : FRICTIONAL SLIDING MECHANISM FOR INTERIOR ASSEMBLY OF A VEHICLE

(51) International classification :B60N2/46
(31) Priority Document No :61/695828
(32) Priority Date :31/08/2012
(33) Name of priority country :U.S.A.
(86) International Application No :PCT/US2013/057292
Filing Date :29/08/2013
(87) International Publication No :WO 2014/036260
(61) Patent of Addition to Application Number :NA
Filing Date :NA
(62) Divisional to Application Number :NA
Filing Date :NA

(71)**Name of Applicant :**
1)JOHNSON CONTROLS TECHNOLOGY COMPANY
Address of Applicant :915 East 32nd Street Holland Michigan 49423 U.S.A.
(72)**Name of Inventor :**
1)BOZIO Ronald A.
2)FLOWERDAY Craig D.

(57) Abstract :
A system for a motor vehicle with a first assembly having a first substrate and a rail extending outwardly from the first substrate. The system also includes a second assembly having a second substrate and a clamp extending outwardly from the second substrate. The clamp is slidably coupled to the rail and configured to apply a lateral force to the rail to dampen longitudinal motion of the second assembly relative to the first assembly.

No. of Pages : 18 No. of Claims : 20

(12) PATENT APPLICATION PUBLICATION
(21) Application No.1529/DELNP/2015 A
(19) INDIA
(22) Date of filing of Application :24/02/2015
(43) Publication Date : 03/07/2015

(54) Title of the invention : PROCESS FOR PREPARING A STABLE AQUEOUS DISPERSION OF POLYAMIDE IMIDE WHICH IS FREE OF CARCINOGENIC MUTAGENIC OR REPROTOXIC SUBSTANCES AND APPLICATION TO COATINGS

(51) International classification :C08J3/07,C09D179/08
(31) Priority Document No :1202426
(32) Priority Date :12/09/2012
(33) Name of priority country :France
(86) International Application No :PCT/EP2013/068798
Filing Date :11/09/2013
(87) International Publication No :WO 2014/044583
(61) Patent of Addition to Application Number :NA
Filing Date :NA
(62) Divisional to Application Number :NA
Filing Date :NA

(71)**Name of Applicant :**
1)VALLOUREC OIL AND GAS FRANCE
Address of Applicant :54 rue Anatole France F 59620 Aulnoye Aymeries France
2)NIPPON STEEL & SUMITOMO METAL CORPORATION
(72)**Name of Inventor :**
1)GOUIDER Mohamed
2)GARD Eric
3)PINEL Eliette
4)PETIT Mikael

(57) Abstract :
The invention concerns a process for preparing an aqueous polyamide imide dispersion characterized in that it comprises at least one step of selecting a polyamide imide powder and a step of producing a dispersion comprising the polyamide imide powder a polar aprotic solvent with a boiling point of more than 180°C at 760 mm Hg and water. The invention also concerns a process for producing a dry polyamide imide film on a substrate.

No. of Pages : 25 No. of Claims : 24

(12) PATENT APPLICATION PUBLICATION
(21) Application No.1585/DELNP/2015 A
(19) INDIA
(22) Date of filing of Application :25/02/2015
(43) Publication Date : 03/07/2015

(54) Title of the invention : COMMUNICATIONS SYSTEM

(51) International classification :H04W24/06,H04B17/00
(31) Priority Document No :1305821.9
(32) Priority Date :28/03/2013
(33) Name of priority country :U.K.
(86) International Application No :PCT/JP2014/001588
Filing Date :19/03/2014
(87) International Publication No :WO 2014/156074
(61) Patent of Addition to Application Number :NA
Filing Date :NA
(62) Divisional to Application Number :NA
Filing Date :NA

(71)**Name of Applicant :**
1)NEC CORPORATION
Address of Applicant :7-1 Shiba 5 chome Minato ku Tokyo 1088001 Japan
(72)**Name of Inventor :**
1)DELSOL Thomas
2)LAIR Yannick

(57) Abstract :
A communications system is described in which a test device monitors operation of a communication device. The test device identifies each communication bearer associated with the communication device; determines a subset comprising at least one communication bearer to be used when performing the test and not comprising at least one other communication bearer; and initiates the test in which each communication bearer in the subset is used and each communication bearer not in said subset is not used.

No. of Pages : 43 No. of Claims : 16

(12) PATENT APPLICATION PUBLICATION
(19) INDIA
(22) Date of filing of Application :25/02/2015
(21) Application No.1586/DELNP/2015 A
(43) Publication Date : 03/07/2015

(54) Title of the invention : A RECEPTACLE FOR CONTAINING AND DISPENSING SOLID MEDICINAL PILLS

(51) International classification :B65D83/04,A61J7/00
(31) Priority Document No :221186
(32) Priority Date :30/07/2012
(33) Name of priority country :Israel
(86) International Application No :PCT/IL2013/050631
Filing Date :24/07/2013
(87) International Publication No :WO 2014/020594
(61) Patent of Addition to Application Number :NA
Filing Date :NA
(62) Divisional to Application Number :NA
Filing Date :NA

(71)**Name of Applicant :**
1)P.C.O.A. DEVICES LTD.
Address of Applicant :136 Rothschild Blvd. 65272 Tel Aviv Israel
(72)**Name of Inventor :**
1)PAZ Ilan

(57) Abstract :
A receptacle (100) for containing and dispensing a solid medicinal pill (108) directly into the mouth of the user comprising a container with a storage chamber (104) leading to a spout outlet (106) sized to be comfortably inserted between the lips of a user said spout outlet being further provided with a displaceable sealing closure (112) having a normally closed position and wherein displacement of said closure from said closed position to enable the dispensing of at least one pill from said chamber is actuated by the mouth of the user interacting with said spout outlet.

No. of Pages : 25 No. of Claims : 23

(12) PATENT APPLICATION PUBLICATION
(21) Application No.1587/DELNP/2015 A
(19) INDIA
(22) Date of filing of Application :25/02/2015
(43) Publication Date : 03/07/2015

(54) Title of the invention : TRAFFIC JAM PREDICTION DEVICE TRAFFIC JAM PREDICTION SYSTEM TRAFFIC JAM PREDICTION METHOD AND PROGRAM

(51) International classification :G08G1/00,G08G1/01,G09B29/00
(31) Priority Document No :2012270341
(32) Priority Date :11/12/2012
(33) Name of priority country :Japan
(86) International Application No :PCT/JP2013/082574
Filing Date :04/12/2013
(87) International Publication No :WO 2014/091982
(61) Patent of Addition to Application Number :NA
Filing Date :NA
(62) Divisional to Application Number :NA
Filing Date :NA

(71)**Name of Applicant :**
1)NTT DATA CORPORATION
Address of Applicant :3-3 Toyosu 3 chome Koto ku Tokyo 1356033 Japan
(72)**Name of Inventor :**
1)YONEMORI Chikara

(57) Abstract :
Terminal devices (100) which are mounted in probe vehicles (P) transmit probe information via a network (NW) to a traffic jam prediction device (200). On the basis of the received probe information and map data the traffic jam prediction device (200) identifies edge lanes wherein the probe vehicles (P) travel. On the basis of the identified edge lanes wherein the probe vehicles (P) travel and velocity functions which are determined for each edge lane the traffic jam prediction device (200) predicts the travel of the probe vehicles (P). The traffic jam prediction device (200) estimates traffic jam degrees for each edge lane on the basis of the result of this prediction.

No. of Pages : 63 No. of Claims : 7

(12) PATENT APPLICATION PUBLICATION
(21) Application No.1394/DELNP/2015 A
(19) INDIA
(22) Date of filing of Application :19/02/2015
(43) Publication Date : 03/07/2015

(54) Title of the invention : HEARING AID HAVING LEVEL AND FREQUENCY DEPENDENT GAIN

(51) International classification	:H03G9/20,H04R25/02,G01L21/02
(31) Priority Document No	:61/683668
(32) Priority Date	:15/08/2012
(33) Name of priority country	:U.S.A.
(86) International Application No	:PCT/US2013/055004
Filing Date	:14/08/2013
(87) International Publication No	:WO 2014/028658
(61) Patent of Addition to Application Number	:NA
Filing Date	:NA
(62) Divisional to Application Number	:NA
Filing Date	:NA

(71)**Name of Applicant :**
1)MEYER SOUND LABORATORIES INCORPORATED
Address of Applicant :2832 San Pablo Avenue Berkeley CA 94702 U.S.A.
(72)**Name of Inventor :**
1)MEYER John D.
2)SZUTS Toban A.

(57) Abstract :
An improved open ear hearing aid to compensate for hearing loss includes a microphone 11 for picking up incident sound and converting it to an electrical audio signal. An ear insert 37 positionable within a human ear canal 35 is provided for producing an output sound amplified within one or more frequency bands in response to incident sound picked up by the microphone. The in band gain of the amplified sound output of the ear insert s loudspeaker 29 is dependent on the user s hearing loss characteristics and the sound pressure levels of the incident sound. The form of the ear insert allows transmission of incident sound directly to the eardrum 39 where it is summed at the eardrum with the amplified sound output from the ear insert. Sound output is maximum at low incident sound pressure levels and minimum when the incident sound exceeds a set cut off level.

No. of Pages : 24 No. of Claims : 27

(12) PATENT APPLICATION PUBLICATION
(21) Application No.1458/DELNP/2015 A
(19) INDIA
(22) Date of filing of Application :21/02/2015
(43) Publication Date : 03/07/2015

(54) Title of the invention : FLAKE AND METHOD FOR REDUCING TEMPERATURE OF WASTE HEAT

(51) International classification :F24F5/00
(31) Priority Document No :101130933
(32) Priority Date :27/08/2012
(33) Name of priority country :Taiwan
(86) International Application No :PCT/US2013/054240
Filing Date :09/08/2013
(87) International Publication No :WO 2014/035634
(61) Patent of Addition to Application Number :NA
Filing Date :NA
(62) Divisional to Application Number :NA
Filing Date :NA

(71)**Name of Applicant :**
1)LEE Wei Ching
Address of Applicant :3F. No. 26 Shuangcheng St. Zhongshan Dist. Taibei City 10460 Taiwan
2)LEE Tzu I
3)LEE Yu Jieh
4)LEE Yu Hsuan
5)LEE Peng Chieh
6)LEE Po Chang
(72)**Name of Inventor :**
1)LEE Wei Ching
2)LEE Tzu I
3)LEE Yu Jieh
4)LEE Yu Hsuan
5)LEE Peng Chieh
6)LEE Po Chang

(57) Abstract :
The invention provides a flake and method for reducing waste heat using water produced when an air conditioner operates and thereby heat exchange efficiency can increase. Accordingly an energy saving effect can be achieved. The flake is placed at an inner bottom side of the air conditioner and between a condenser fan and a condenser coil. When the condenser fan operates wind power created by the condenser fan has a portion blowing toward the flake and then blowing toward underlying water produced when the air conditioner operates along the flake such that the water can move to the condenser coil and cool the condenser coil. Thereby the temperature of discharged waste heat can be reduced. When the condenser coil cools heat exchange efficiency increases. Accordingly an indoor cooling effect can be improved and an energy saving effect can be achieved.

No. of Pages : 21 No. of Claims : 10

(12) PATENT APPLICATION PUBLICATION
(21) Application No.1522/DELNP/2015 A
(19) INDIA
(22) Date of filing of Application :24/02/2015
(43) Publication Date : 03/07/2015

(54) Title of the invention : RECEIVING CONTAINER FOR A SPARE WHEEL HAVING MULTIPLE POSITIONS AND ASSOCIATED CHASSIS VEHICLE AND METHOD FOR MANUFACTURING A VEHICLE

(51) International classification :B62D43/10
(31) Priority Document No :1257849
(32) Priority Date :17/08/2012
(33) Name of priority country :France
(86) International Application No :PCT/FR2013/051324
Filing Date :07/06/2013
(87) International Publication No :WO 2014/027151
(61) Patent of Addition to Application Number :NA
Filing Date :NA
(62) Divisional to Application Number :NA
Filing Date :NA

(71)**Name of Applicant :**
1)RENAULT S.A.S.
Address of Applicant :13 15 quai Le Gallo F 92100 Boulogne Billancourt France
(72)**Name of Inventor :**
1)TABUTEAU Pascal
2)FARGEAS Nicolas
3)BANNIER Nathalie

(57) Abstract :
The receiving container (1) for receiving a spare wheel intended to form part of a motor vehicle comprises a first positioning element (2) for positioning a first spare wheel (4) for example for a first type of vehicle in a first location of the receiving container (1) and a second positioning element (3) for positioning a second spare wheel (5) for example for a second type of vehicle in a second location of the receiving container (1). Said receiving container comprises a first configuration in which it is adapted to the first type of vehicle and a second configuration in which it is adapted to the second type of vehicle by removing a portion (T) of the receiving container (1) comprising at least a portion of the first positioning element (2) in such a way as to prevent the first wheel (4) from being positioned in the first location of the receiving container (1) once the latter has been assembled onto the second type of vehicle.

No. of Pages : 20 No. of Claims : 13

(12) PATENT APPLICATION PUBLICATION
(19) INDIA
(22) Date of filing of Application :25/02/2015
(21) Application No.1592/DELNP/2015 A
(43) Publication Date : 03/07/2015

(54) Title of the invention : SHIFTING ARRANGEMENT FOR A VARIABLE SPEED TRANSMISSION OF A MOTOR VEHICLE

(51) International classification :F16H63/34,F16H57/00,F16H63/30
(31) Priority Document No :10 2012 217 926.7
(32) Priority Date :01/10/2012
(33) Name of priority country :Germany
(86) International Application No :PCT/DE2013/200197
Filing Date :01/10/2013
(87) International Publication No :WO 2014/053135
(61) Patent of Addition to Application Number :NA
Filing Date :NA
(62) Divisional to Application Number :NA
Filing Date :NA

(71)**Name of Applicant :**
1)SCHAEFFLER TECHNOLOGIES AG & CO. KG
Address of Applicant :Industriestrae 1-3 91074 Herzogenaurach Germany
(72)**Name of Inventor :**
1)SCHWARZ Uwe
2)HASCHKE Christoph
3)STIRNWEISS Hannelore

(57) Abstract :
The invention relates to a gearshift dome (2) for a variable speed transmission of a motor vehicle comprising a gearshift dome housing (3) and a shifting shaft (10) which can be displaced and rotated axially to the gearshift dome housing (3) a locking element (4) being arranged on the shifting shaft (10) for locking one or a plurality of shifting gates characterised in that the locking element (4) has a pre positioning element (7) via which the locking element is held in a rotationally limited manner prior to final assembly on the gearshift dome housing (3) or on a component which is non rotatably connected to the gearshift dome housing (3) and in that the locking element (4) has a guide element (19) via which the locking element (4) is rotatably secured after final assembly.

No. of Pages : 16 No. of Claims : 10

(12) PATENT APPLICATION PUBLICATION
(21) Application No.1532/DELNP/2015 A
(19) INDIA
(22) Date of filing of Application :24/02/2015
(43) Publication Date : 03/07/2015

(54) Title of the invention : IMPROVED INTERNAL CYCLONE FOR FLUIDIZED BED REACTOR

(51) International classification :B01J8/18,B04C9/00
(31) Priority Document No :61/695179
(32) Priority Date :30/08/2012
(33) Name of priority country :U.S.A.
(86) International Application No :PCT/US2013/056723
Filing Date :27/08/2013
(87) International Publication No :WO 2014/035924
(61) Patent of Addition to Application Number :NA
Filing Date :NA
(62) Divisional to Application Number :NA
Filing Date :NA

(71)**Name of Applicant :**
1)HONEYWELL INTERNATIONAL INC.
Address of Applicant :Patent Services M/S AB/2B 101 Columbia Road P. O. Box 2245 Morristown New Jersey 07962 2245 U.S.A.
(72)**Name of Inventor :**
1)YANG Terris
2)JOHNSON Robert
3)TUNG Hsueh Sung

(57) Abstract :
A fluidized bed reactor comprising a reaction column having a fluid portion; a gas inflow means for flowing a gas upwardly from the fluid portion of the reaction column; a particle feed means for feeding particles to the fluid portion of the reaction column; a cyclone capable of separating particles from the gas flowing upwardly from the fluid portion of the reaction column the cyclone being located within the reaction column and being in communication with the gas flowing upwardly wherein the cyclone comprises a cyclone body having an inlet a gas outlet and a particle drop port; and a particle discharge pipe having an upper part connected to the particle drop port of the cyclone body and a lower part wherein the particle discharge pipe is located substantially outside of the reaction column.

No. of Pages : 12 No. of Claims : 6

(12) PATENT APPLICATION PUBLICATION
(21) Application No.1533/DELNP/2015 A
(19) INDIA
(22) Date of filing of Application :24/02/2015
(43) Publication Date : 03/07/2015

(54) Title of the invention : DIGGING TOOTH MOUNTING BODY AND DIGGING TOOTH

(51) International classification :E02F9/28
(31) Priority Document No :2012275320
(32) Priority Date :18/12/2012
(33) Name of priority country :Japan
(86) International Application No :PCT/JP2013/083691
Filing Date :17/12/2013
(87) International Publication No :WO 2014/098057
(61) Patent of Addition to Application Number :NA
Filing Date :NA
(62) Divisional to Application Number :NA
Filing Date :NA

(71)**Name of Applicant :**
1)KOMATSU LTD.
Address of Applicant :2-3-6 Akasaka Minato ku Tokyo 1078414 Japan
(72)**Name of Inventor :**
1)TANAKA Kenichi
2)AIRA Tatsuo

(57) Abstract :
A digging tooth mounting body (15) is provided with an adaptor (20), a digging tooth (30), and a retainer assembly (40). The adaptor (20) has: a first recess (2 1T i) which is formed in the front face (2 1S i) thereof which faces the digging tooth (30); and an insertion section (22) which protrudes from the front face (21S i). The digging tooth (30) has: a first protrusion (31Ti) which is formed on the back face (1Ss) thereof which faces the front face (21 Si) of the adaptor (20); an insertion hole (32) into which the insertion section (22) is inserted; and first and second shaft holes (36, 37) through which the retainer assembly (40) is inserted. The first protrusion (1Ti) is inserted into the first recess (21Ti). The back face (3 1S 5) has a rectangular outer edge which consists of a pair of long sides and a pair of short sides. The first and second shaft holes (36, 37) are formed along the pair of long sides. The out er peripheral surface (Ql) of the first protrusion (1Ti) is separated from the inner bottom surface (Rl) and the inner side surfaces (R2) of the recess.

No. of Pages : 33 No. of Claims : 8

(12) PATENT APPLICATION PUBLICATION
(21) Application No.1598/DELNP/2015 A
(19) INDIA
(22) Date of filing of Application :26/02/2015
(43) Publication Date : 03/07/2015

(54) Title of the invention : METHOD FOR PRODUCING A COMPLEX FORMING SORBENT FOR SELECTIVE EXTRACTION OF INDIUM

(51) International classification :B01J20/30,B01J20/26,B01J45/00
(31) Priority Document No :2012132262
(32) Priority Date :29/07/2012
(33) Name of priority country :Russia
(86) International Application No :PCT/RU2013/000194
Filing Date :13/03/2013
(87) International Publication No :WO 2014/021734
(61) Patent of Addition to Application Number :NA
Filing Date :NA
(62) Divisional to Application Number :NA
Filing Date :NA

(71)**Name of Applicant :**
1)ZAKRYTOE AKTCIONERNOE OBSHHESTVO AKSION REDKIE I DRAGOCENNYE METALLY
Address of Applicant :ul. Voronezhskaja 56 Permskaja oblast g. Perm 614034 Russia
(72)**Name of Inventor :**
1)TRETJAKOV Vitaly Aleksandrovich
2)KONDRUKIY Dmitriy Alekseevich
3)GADZHIEV Gadzhi Rabadanovich
4)BOBROV Aleksandr Fadeevich
5)NESTEROV Alexei Gennadievich

(57) Abstract :
The invention relates to the field of ion exchange with the formation of a complex or chelate using complex- forming polymers and can be used in the nonferrous metallurgy and hydrometallurgy of indium, for extracting indium from waste waters, in the chemical industry, and also for producing substances of particular purity. A method for producing a complex-forming sorbent for the selective extraction of indium, the method comprising introducing hemediphosphonic functional groups, wherein, in order to increase the selectivity and sorption capacity with respect to indium, the heme-diphosphonic functional groups are introduced by processing a sphero-granulated crosslinked macro-porous copolymer of acrylonitrile and divinylbenzene with phosphorous acid at a temperature of 14O-160C for 13-35 hours. The synthesis process is conducted within a temperature range of 1OO-130C in the presence of a diluent (chlorobenzene). The technical result is the introduction of heme-diphosphonic functional groups by processing a sphero-granulated crosslinked macro-porous copolymer of acrylonitrile and divinylbenzene with phosphorous acid, which results in a simplification of the production technology, and in an increase in the capacity and selectivity of the sorbent being synthesized in relation to indium, which improves the set of use properties of said material.

No. of Pages : 19 No. of Claims : 2

(12) PATENT APPLICATION PUBLICATION
(21) Application No.1471/DELNP/2015 A
(19) INDIA
(22) Date of filing of Application :23/02/2015
(43) Publication Date : 03/07/2015

(54) Title of the invention : CONTROLLING A POLYOLEFIN REACTION

(51) International classification :C08F10/00,C08F2/00,C08F2/34
(31) Priority Document No :61/698278
(32) Priority Date :07/09/2012
(33) Name of priority country :U.S.A.
(86) International Application No:PCT/US2013/057998
Filing Date :04/09/2013
(87) International Publication No :WO 2014/039519
(61) Patent of Addition to Application Number :NA
Filing Date :NA
(62) Divisional to Application Number :NA
Filing Date :NA

(71)**Name of Applicant :**
1)UNIVATION TECHNOLOGIES LLC
Address of Applicant :5555 San Felipe Suite 1950 Houston TX 77056 U.S.A.
(72)**Name of Inventor :**
1)HARI Abarajith S.
2)SAVATSKY Bruce J.
3)GLOWCZWSKI David M.
4)CAO Xianyi

(57) Abstract :
Methods and systems for controlling a polymerization reaction in a non-sticking regime are disclosed. An exemplary method includes measuring parameters for the polymerization reaction including a reactor temperature and a concentration of an induced condensing agent (ICA) in a polymerization reactor. An equivalent partial pressure ((PICA)eqiv) of the ICA is calculated. The polymerization reaction is located in a two dimension space defined by a reactor temperature dimension and a ((PICA)eqiv) dimension. The location in the two dimensional space is compared to an non-sticking regime, defined as the space between an upper temperature limit (UTL) curve and a lower temperature limit (LTL) curve. The parameters of the polymerization reaction are adjusted to keep the polymerization reaction within the non-sticking regime.

No. of Pages : 56 No. of Claims : 19

(12) PATENT APPLICATION PUBLICATION
(19) INDIA
(22) Date of filing of Application :24/02/2015
(21) Application No.1535/DELNP/2015 A
(43) Publication Date : 03/07/2015

(54) Title of the invention : AIRBORNE NETWORK EXTENSION CLUSTER

(51) International classification :H04B7/185,F42B12/36
(31) Priority Document No :NA
(32) Priority Date :NA
(33) Name of priority country :NA
(86) International Application No :PCT/SE2012/050867
Filing Date :09/08/2012
(87) International Publication No :WO 2014/025297
(61) Patent of Addition to Application Number :NA
Filing Date :NA
(62) Divisional to Application Number :NA
Filing Date :NA

(71)**Name of Applicant :**
1)SAAB AB
Address of Applicant :S 581 88 Linkping Sweden
(72)**Name of Inventor :**
1)B„CKMAN Anders
2)DICANDER Fredrik

(57) Abstract :
The object of the present invention is to provide an over the horizon communication system comprising at least two end nodes the end nodes being configured to receive and transmit communication signals and providing communication between the at least two end nodes. The system further comprises at least two in the troposphere and/or stratosphere airborne network extension nodes that are communicatively connected to the end nodes and wherein the end nodes are arranged for bidirectional or unidirectional communication with the network extension nodes and the network extension nodes are arranged for bidirectional or unidirectional communication between the individual network extension nodes and bidirectional or unidirectional communication with the end nodes.

No. of Pages : 28 No. of Claims : 12

(12) PATENT APPLICATION PUBLICATION
(21) Application No.1594/DELNP/2015 A
(19) INDIA
(22) Date of filing of Application :25/02/2015
(43) Publication Date : 03/07/2015

(54) Title of the invention : THREAT DETECTION FOR RETURN ORIENTED PROGRAMMING

(51) International classification :G06F21/50,G06F11/30
(31) Priority Document No :13/607155
(32) Priority Date :07/09/2012
(33) Name of priority country :U.S.A.
(86) International Application No :PCT/US2013/058496
Filing Date :06/09/2013
(87) International Publication No :WO 2014/039811
(61) Patent of Addition to Application Number :NA
Filing Date :NA
(62) Divisional to Application Number :NA
Filing Date :NA

(71)**Name of Applicant :**
1)CROWDSTRIKE INC.
Address of Applicant :15440 Laguna Canyon Road Ste 250 Irvine California 92618 U.S.A.
(72)**Name of Inventor :**
1)WICHERSKI Georg

(57) Abstract :
Techniques for detecting security exploits associated with return oriented programming are described herein. For example a computing device may determine that a retrieved count is indicative of malicious activity such as return oriented programming. The computing device may retrieve the count from a processor performance counter of prediction mismatches the prediction mismatches resulting from comparisons of a call stack of the computing device and of a shadow call stack maintained by a processor of the computing device. In response to determining that the count indicates malicious activity the computing device may perform at least one security response action.

No. of Pages : 30 No. of Claims : 20

(12) PATENT APPLICATION PUBLICATION
(21) Application No.1595/DELNP/2015 A
(19) INDIA
(22) Date of filing of Application :26/02/2015
(43) Publication Date : 03/07/2015

(54) Title of the invention : METHOD FOR PRODUCING DIE FORGED CRANKSHAFT

(51) International classification :B21K1/08,F16C3/06
(31) Priority Document No :NA
(32) Priority Date :NA
(33) Name of priority country :NA
(86) International Application No :PCT/JP2012/004796
Filing Date :27/07/2012
(87) International Publication No :WO 2014/016875
(61) Patent of Addition to Application Number :NA
Filing Date :NA
(62) Divisional to Application Number :NA
Filing Date :NA

(71)**Name of Applicant :**
1)NIPPON STEEL & SUMITOMO METAL CORPORATION
Address of Applicant :6-1 Marunouchi 2 chome Chiyoda ku Tokyo 1008071 Japan
(72)**Name of Inventor :**
1)FUKUYASU Tomihiko
2)TANIMOTO Nobutaka
3)OKUBO Junichi
4)YOSHIDA Kunihiro

(57) Abstract :
This method for producing a die forged crankshaft to be mounted in a reciprocating engine of two or more cylinders includes: an upsetting step in which a billet having a uniform cross sectional area along its entire length is upset thereby molding a buster having an expanded cross sectional area in a section extending from the location corresponding to the crank arm portion at the head of the crankshaft to a location corresponding to the crank arm portion at the tail of the crankshaft; a die forging step in which the buster molded in the upsetting step is die forged to mold a forged material shaped into the form of a crankshaft and having flash attached; and a flash removing step for removing flash from the forged material molded in the die forging step. Thus yield is improved and the cross sectional size of the billets used can incorporate smaller sizes.

No. of Pages : 26 No. of Claims : 3

(12) PATENT APPLICATION PUBLICATION
(19) INDIA
(22) Date of filing of Application :23/02/2015
(21) Application No.1462/DELNP/2015 A
(43) Publication Date : 03/07/2015

(54) Title of the invention : SOLAR MODULE FRAME

(51) International classification :H01L31/042,F24J2/52
(31) Priority Document No :61/696846
(32) Priority Date :05/09/2012
(33) Name of priority country :U.S.A.
(86) International Application No :PCT/US2013/057934
Filing Date :04/09/2013
(87) International Publication No :WO 2014/039483
(61) Patent of Addition to Application Number :NA
Filing Date :NA
(62) Divisional to Application Number :NA
Filing Date :NA

(71)**Name of Applicant :**
1)PPG INDUSTRIES OHIO INC.
Address of Applicant :3800 West 143rd Street Cleveland OH 4111 U.S.A.
(72)**Name of Inventor :**
1)BEUKE Richard A.
2)BUCHANAN Michael J.

(57) Abstract :
A framed solar module includes a solar module having solar cells between a pair of sheets. The solar module is mounted in a frame preferably a closed frame having a continuous base and V shaped cut outs or partially V shaped in the upright legs where corners of the solar module are expected. A layer of a pliable moisture resistant sealant is provided between inner surface of the frame and the peripheral edge and the marginal edge portions of the solar module. A spacer e.g. but not limited to a plurality of spaced protuberances formed on the inner surface of the closed frame engage the outer surface of the solar module to provide the layer with a uniform thickness between the frame and the solar module.

No. of Pages : 35 No. of Claims : 23

(12) PATENT APPLICATION PUBLICATION
(19) INDIA
(22) Date of filing of Application :23/02/2015
(21) Application No.1463/DELNP/2015 A
(43) Publication Date : 03/07/2015

(54) Title of the invention : BILAYERED COMPOSITE TABLET FORMULATION COMPRISING ATORVASTATIN IRBESARTAN AND MAGNESIUM CARBONATE

(51) International classification :A61K9/24,A61K9/22,A61K31/40
(31) Priority Document No :1020120096477
(32) Priority Date :31/08/2012
(33) Name of priority country :Republic of Korea
(86) International Application No :PCT/KR2013/007838
Filing Date :30/08/2013
(87) International Publication No :WO 2014/035188
(61) Patent of Addition to Application Number :NA
Filing Date :NA
(62) Divisional to Application Number :NA
Filing Date :NA

(71)**Name of Applicant :**
1)HANMI PHARM. CO. LTD.
Address of Applicant :214 Muha ro Paltan myeon Hwaseong si Gyeonggi do 445 910 Republic of Korea
(72)**Name of Inventor :**
1)KIM Yong Il
2)CHO Jung Hyun
3)CHOI Jun Young
4)CHOI Young Keun
5)PARK Jae Hyun
6)WOO Jong Soo

(57) Abstract :
Disclosed are a bilayered composite tablet formation comprising (a) a first layer comprising irbesartan or a pharmaceutically acceptable salt thereof; and (b) a second layer comprising atorvastatin or a pharmaceutically acceptable salt thereof and magnesium carbonate (MgCOs) in a weight ratio of 1:4 to 1:5, and a method for preparing the same. Exhibiting excellent dissolution rates and bioavailability, the bilayered composite tablet formulation is useful as a therapeutic for hypertension and hypercholesterolemia.

No. of Pages : 21 No. of Claims : 7

(12) PATENT APPLICATION PUBLICATION
(21) Application No.1528/DELNP/2015 A
(19) INDIA
(22) Date of filing of Application :24/02/2015
(43) Publication Date : 03/07/2015

(54) Title of the invention : PROCESS FOR PRODUCING A DRY POLYAMIDE IMIDE FILM WITH HIGH GALLING RESISTANCE ON A THREADED TUBULAR COMPONENT FROM AN AQUEOUS DISPERSION WHICH IS FREE OF CARCINOGENIC SUBSTANCES

(51) International classification :C10M177/00,C10M107/44
(31) Priority Document No :1202427
(32) Priority Date :12/09/2012
(33) Name of priority country :France
(86) International Application No :PCT/EP2013/068799
Filing Date :11/09/2013
(87) International Publication No :WO 2014/041017
(61) Patent of Addition to Application Number :NA
Filing Date :NA
(62) Divisional to Application Number :NA
Filing Date :NA

(71)**Name of Applicant :**
1)VALLOUREC OIL AND GAS FRANCE
Address of Applicant :54 rue Anatole France F 59620 Aulnoye Aymeries France
2)NIPPON STEEL & SUMITOMO METAL CORPORATION
(72)**Name of Inventor :**
1)GOUIDER Mohamed
2)GARD Eric
3)PINEL Eliette
4)PETIT Mikael

(57) Abstract :
The invention concerns a process for producing a dry film with a high galling resistance on a threaded element for drilling and/or operating a hydrocarbon well characterized in that it comprises at least the following steps: · forming a stable dispersion comprising a polyamide imide powder a polar aprotic solvent with a boiling point of more than 180°C at 760 mm Hg and water; · applying the dispersion to one of the ends (1, 2) of said threaded element at a temperature in the range 20°C to 40°C; · drying the coated end.

No. of Pages : 42 No. of Claims : 33

(12) PATENT APPLICATION PUBLICATION
(21) Application No.1596/DELNP/2015 A
(19) INDIA
(22) Date of filing of Application :26/02/2015
(43) Publication Date : 03/07/2015

(54) Title of the invention : AGGREGATING DATA IN A MEDIATION SYSTEM

(51) International classification :H04M15/00,G06F17/30
(31) Priority Document No :13/565321
(32) Priority Date :02/08/2012
(33) Name of priority country :U.S.A.
(86) International Application No :PCT/US2013/042820
Filing Date :28/05/2013
(87) International Publication No :WO 2014/021978
(61) Patent of Addition to Application Number :NA
Filing Date :NA
(62) Divisional to Application Number :NA
Filing Date :NA

(71)**Name of Applicant :**
1)AB INITIO TECHNOLOGY LLC
Address of Applicant :201 Spring Street Lexington Massachusetts 02421 U.S.A.
(72)**Name of Inventor :**
1)ROSSI Larry Paul

(57) Abstract :
Records from one or more sources in a network (104) are processed. For each of multiple intervals of time a matching procedure (200) is attempted on sets of one or more records including comparing identifiers associated with different records to generate the sets and determining (210) if a completeness criterion is satisfied for one or more of the sets. The processing also includes for at least some of the intervals of time processing at least one complete set consisting of one or more of the received records on which the matching procedure (200) is first attempted during the interval of time and one or more records stored in a data store (110) before the interval of time and for at least some of the intervals of time processing at least one incomplete set consisting of one or more records stored in the data store (110) before the interval of time.

No. of Pages : 25 No. of Claims : 24

(12) PATENT APPLICATION PUBLICATION
(19) INDIA
(22) Date of filing of Application :26/02/2015
(21) Application No.1597/DELNP/2015 A
(43) Publication Date : 03/07/2015

(54) Title of the invention : AEROSOL INHALATION DEVICE

(51) International classification :A61M15/00
(31) Priority Document No :12182122.7
(32) Priority Date :29/08/2012
(33) Name of priority country :EPO
(86) International Application No :PCT/EP2013/067514
Filing Date :23/08/2013
(87) International Publication No :WO 2014/033057
(61) Patent of Addition to Application Number :NA
Filing Date :NA
(62) Divisional to Application Number :NA
Filing Date :NA

(71)**Name of Applicant :**
1)CHIESI FARMACEUTICI S.P.A.
Address of Applicant :Via Palermo 26/A I 43100 Parma Italy
(72)**Name of Inventor :**
1)BRAMBILLA Gaetano
2)JOHNSON Robert
3)LEWIS David Andrew

(57) Abstract :
The invention deals with an actuator (1) for an aerosol inhalation device comprising a housing adapted to receive an aerosol canister (2) containing a pressurised medicament formulation a mouthpiece portion through which the user inhales a nozzle block (5) an orifice (8) and a tubular element (11) extending in the mouthpiece portion from the orifice aperture in a longitudinal axis aligned with a longitudinal axis of the mouthpiece portion. In particular said tubular element is positioned to enclose the orifice aperture within a recess. The tubular element is configured such that one of its terminal openings may be close fit to the nozzle block external surface around the orifice aperture so as to be in a continuous flow path with the orifice. Such configuration provides for a significant reduction in the non respirable coarse fraction of the emitted aerosol medicament via inertial impaction and retention in the actuator than in the oro pharynx with consequent less associated side effects and oral candidiasis in the patient. The presence of the tubular element has minimal negligible impact on the fine particle dose and on the particle size distribution (PSD) of the delivered particles having aerodynamic diameter lower than 9 µm.

No. of Pages : 54 No. of Claims : 15

(12) PATENT APPLICATION PUBLICATION
(19) INDIA
(22) Date of filing of Application :19/02/2015
(21) Application No.1402/DELNP/2015 A
(43) Publication Date : 03/07/2015

(54) Title of the invention : PRODUCTION OF RED BLOOD CELLS AND PLATELETS FROM STEM CELLS

(51) International classification :A61K35/28, A61K35/18
(31) Priority Document No :61/683246
(32) Priority Date :15/08/2012
(33) Name of priority country :U.S.A.
(86) International Application No :PCT/US2013/055160
Filing Date :15/08/2013
(87) International Publication No :WO 2014/028749
(61) Patent of Addition to Application Number :NA
Filing Date :NA
(62) Divisional to Application Number :NA
Filing Date :NA

(71)**Name of Applicant :**
1)BOSTON MEDICAL CENTER CORPORATION
Address of Applicant :One Boston Medical Center Place Boston MA 02118 U.S.A.
2)TRUSTEES OF BOSTON UNIVERSITY
(72)**Name of Inventor :**
1)MURPHY George J.
2)SHERR David H.
3)ROZELLE Sarah S.
4)SMITH Brenden W.

(57) Abstract :
This disclosure provides methods of making a megakaryocyte erythroid progenitor cell (MEP) comprising differentiating a MEP precursor cell into a MEP in culture in the presence of an aryl hydrocarbon receptor (AhR) modulator. In some embodiments the AhR modulator is an AhR antagonist. In some embodiments the AhR modulator is an AhR agonist. In some embodiments the methods comprise culturing MEP precursor cells in the presence of an AHR antagonist and then culturing MEP precursor cells in the presence of an AHR agonist. In some embodiments the stem cell is a pluripotent stem cell. In some embodiments the MEP co expresses CD41 and CD235. In some embodiments the number of MEPs produced in the culture increases exponentially. Methods of making a red blood cell (RBC) by culturing a MEP in the presence of an AhR modulator are also provided. Methods of making a megakaryocyte and/or a platelet comprising culturing a MEP in the presence of an AhR modulator are also provided. In some embodiments the AhR modulator is an AhR antagonist. This disclosure also provides compositions comprising at least 1 million MEPs per ml and compositions in which at least 50% of the cells are MEPs among other things.

No. of Pages : 154 No. of Claims : 141

(12) PATENT APPLICATION PUBLICATION
(21) Application No.1403/DELNP/2015 A
(19) INDIA
(22) Date of filing of Application :19/02/2015
(43) Publication Date : 03/07/2015

(54) Title of the invention : IMAGING UNIT IMAGING DEVICE AND METHOD FOR MANUFACTURING IMAGING UNIT

(51) International classification :H01L27/14,H04N5/369
(31) Priority Document No :2012161365
(32) Priority Date :20/07/2012
(33) Name of priority country :Japan
(86) International Application No :PCT/JP2013/004420
Filing Date :19/07/2013
(87) International Publication No :WO 2014/013742
(61) Patent of Addition to Application Number :NA
Filing Date :NA
(62) Divisional to Application Number :NA
Filing Date :NA

(71)**Name of Applicant :**
1)NIKON CORPORATION
Address of Applicant :12-1 Yurakucho 1 chome Chiyoda ku Tokyo 1008331 Japan
(72)**Name of Inventor :**
1)ISHIDA Tomohisa

(57) Abstract :
An imaging unit in a first embodiment of the present invention is an imaging unit provided with: an imaging chip having a first surface having pixels and a second surface which is a surface on the opposite side from the first surface and is provided with an output part that outputs an pixel signal read from the pixels; a transparent substrate disposed facing the first surface and having a wiring pattern; a mounting substrate disposed facing the second surface and supporting the imaging chip; and a relay part disposed on the mounting substrate and relaying the pixel signal output by the output part to the wiring pattern. An imaging device in a second embodiment of the present invention is provided with the imaging unit described above. The imaging unit in the second embodiment is provided with: an imaging chip having a light receiving surface and a mounting surface on the side opposite from the light receiving surface; a mounting substrate disposed facing the mounting surface of the imaging chip and having a wiring pattern connected with the imaging chip; a transparent substrate disposed facing the light receiving surface of the imaging chip; and a connecting part that connects the wiring pattern of the mounting substrate and the transparent substrate.

No. of Pages : 22 No. of Claims : 16

(12) PATENT APPLICATION PUBLICATION
(19) INDIA
(22) Date of filing of Application :23/02/2015
(21) Application No.1469/DELNP/2015 A
(43) Publication Date : 03/07/2015

(54) Title of the invention : ILLUMINATED CUP HOLDER ASSEMBLY

(51) International classification :B60Q3/02,B60Q3/00,B60N3/10
(31) Priority Document No :61/695823
(32) Priority Date :31/08/2012
(33) Name of priority country :U.S.A.
(86) International Application No:PCT/US2013/057283
Filing Date :29/08/2013
(87) International Publication No :WO 2014/058544
(61) Patent of Addition to Application Number :NA
Filing Date :NA
(62) Divisional to Application Number :NA
Filing Date :NA

(71)**Name of Applicant :**
1)JOHNSON CONTROLS TECHNOLOGY COMPANY
Address of Applicant :915 East 32nd Street Holland Michigan 49423 U.S.A.
(72)**Name of Inventor :**
1)BOZIO Ronald A.
2)HANSEN Scott A.
3)HIPSHIER Jason M.

(57) Abstract :
A cup holder assembly (20) includes a liner (24) configured to support a beverage container. The cup holder assembly (20) also includes a light transmissive element (32) formed within the liner (24). The light transmissive element (32) is configured to receive light from a light source (36) positioned outwardly from an outer surface of the liner (24) and to illuminate an inner surface of the liner (24).

No. of Pages : 26 No. of Claims : 20

(12) PATENT APPLICATION PUBLICATION
(21) Application No.1600/DELNP/2015 A
(19) INDIA
(22) Date of filing of Application :26/02/2015
(43) Publication Date : 03/07/2015

(54) Title of the invention : MATERIAL ORGANIZATION PREDICT DEVICE PRODUCT FABRICATION METHOD AND MATERIAL ORGANIZATION PREDICT METHOD

(51) International classification	:B21B37/00,G01N25/02,G01N33/20
(31) Priority Document No	:NA
(32) Priority Date	:NA
(33) Name of priority country	:NA
(86) International Application No Filing Date	:PCT/JP2012/072234 :31/08/2012
(87) International Publication No	:WO 2014/033928
(61) Patent of Addition to Application Number Filing Date	:NA :NA
(62) Divisional to Application Number Filing Date	:NA :NA

(71)**Name of Applicant :**
1)TOSHIBA MITSUBISHI ELECTRIC INDUSTRIAL SYSTEMS CORPORATION
Address of Applicant :3-1-1 Kyobashi Chuo ku Tokyo 1040031 Japan
(72)**Name of Inventor :**
1)SANO Mitsuhiko
2)OHARA Kazuhiro

(57) Abstract :
A material organization predict device (1) comprises: a temperature calculation unit (103) which on the basis of a temperature condition for applying a temperature change to a material calculates temperatures at a plurality of calculation points within a region which is to be calculated of a material; a nucleation iteration calculation unit (104) which on the basis of the temperatures at the plurality of calculation points calculates nucleation iterations within the region to be calculated; a nucleation unit (105) which on the basis of the nucleation iterations determines from the plurality of calculation points a precipitation phase generation point which generates a precipitation phase nucleus; a grain growth calculation unit (106) which with respect to the precipitation phase generation point calculate grain growth in the precipitation phase; and on the basis of the calculated grain growth of the precipitation phase predicts the organization of the material.

No. of Pages : 44 No. of Claims : 20

(12) PATENT APPLICATION PUBLICATION
(21) Application No.1494/DELNP/2015 A
(19) INDIA
(22) Date of filing of Application :23/02/2015
(43) Publication Date : 03/07/2015

(54) Title of the invention : ELECTROLYSED WATER GENERATING APPARATUS

(51) International classification :C02F1/46,C02F1/28,C02F1/32
(31) Priority Document No :2012189392
(32) Priority Date :30/08/2012
(33) Name of priority country :Japan
(86) International Application No :PCT/JP2013/004364
Filing Date :17/07/2013
(87) International Publication No :WO 2014/034010
(61) Patent of Addition to Application Number :NA
Filing Date :NA
(62) Divisional to Application Number :NA
Filing Date :NA

(71)**Name of Applicant :**
1)PANASONIC INTELLECTUAL PROPERTY MANAGEMENT CO. LTD.
Address of Applicant :1-61 Shiromi 2 chome Chuo ku Osaka shi Osaka 5406207 Japan
(72)**Name of Inventor :**
1)SAKAI Akira
2)MATSUNAGA Yasufumi

(57) Abstract :
The electrolyzed water generating apparatus (10) comprises a water supplying device (30) a water discharging device (50) and a retention tank (40) capable of connecting the water supplying device (30) to the water discharging device (50). The water supplying device (30) is provided with a raw water inflow opening (61a) a first valve (31) a first pump (32) and a water purifying unit (33). The water discharging device (50) is provided with a second pump (51) an electrolysis tank (52) a disinfection tank (53) and an outflow valve (54). The apparatus is configured so that if the water discharging device (50) resumes operation when a specified period has elapsed after the operation of the water discharging device (50) is stopped the disinfection tank (53) is operated for a specified period prior to the second pump (51).

No. of Pages : 31 No. of Claims : 3

(12) PATENT APPLICATION PUBLICATION
(19) INDIA
(22) Date of filing of Application :25/02/2015
(21) Application No.1553/DELNP/2015 A
(43) Publication Date : 03/07/2015

(54) Title of the invention : COMPOSITIONS AND METHODS FOR THE TREATMENT OF BONE VOIDS AND OPEN FRACTURES

(51) International classification	:A61F2/28,A61K47/48,A61K33/06
(31) Priority Document No	:61/678655
(32) Priority Date	:02/08/2012
(33) Name of priority country	:U.S.A.
(86) International Application No	:PCT/IL2013/050657
Filing Date	:01/08/2013
(87) International Publication No	:WO 2014/020610
(61) Patent of Addition to Application Number	:NA
Filing Date	:NA
(62) Divisional to Application Number	:NA
Filing Date	:NA

(71)**Name of Applicant :**
1)POLYPID LTD.
Address of Applicant :18 Hasivim Street P.O. Box 7126 Petach Tikva 49170 Israel
(72)**Name of Inventor :**
1)EMANUEL Noam

(57) Abstract :
The present invention relates to compositions methods and medical devices for the treatment of bone voids and bone defects. The methods of the invention comprise the step of applying to a bone void or bone defect site a composition comprising a matrix which provides local prolonged release of at least one antibiotic agent at the bone void site.

No. of Pages : 54 No. of Claims : 42

(12) PATENT APPLICATION PUBLICATION
(21) Application No.1616/DELNP/2015 A
(19) INDIA
(22) Date of filing of Application :26/02/2015
(43) Publication Date : 03/07/2015

(54) Title of the invention : PLURIPOTENT STEM CELL THAT INDUCES REPAIR AND REGENERATION AFTER MYOCARDIAL INFARCTION

(51) International classification :A61K35/28,A61P9/10,C12N5/0775
(31) Priority Document No :2012181029
(32) Priority Date :17/08/2012
(33) Name of priority country :Japan
(86) International Application No :PCT/JP2013/071981
Filing Date :15/08/2013
(87) International Publication No :WO 2014/027684
(61) Patent of Addition to Application Number :NA
Filing Date :NA
(62) Divisional to Application Number :NA
Filing Date :NA

(71)**Name of Applicant :**
1)CLIO INC.
Address of Applicant :5-5-34 Nakadori Akita shi Akita 0100001 Japan
2)GIFU UNIVERSITY
3)TOHOKU UNIVERSITY
(72)**Name of Inventor :**
1)YOSHIDA Masanori
2)MINATOGUCHI Shinya
3)DEZAWA Mari

(57) Abstract :
The purpose of the present invention is to provide a new medical application using pluripotent stem cells (Muse cells) for regenerative medicine. The present invention provides a cell formulation for treating myocardial infarctions especially severe large scale myocardial infarctions and accompanying heart failure. Said cell formulation contains SSEA3 positive pluripotent stem cells isolated from either mesenchymal tissue from an organism or cultured mesenchymal cells. This cell formulation is based on the following myocardial tissue regeneration mechanism: intravenous administration of Muse cells to subjects with the abovementioned disorders results in said Muse cells selectively accumulating in the damaged myocardial tissue and within said tissue differentiating into cardiac muscle.

No. of Pages : 48 No. of Claims : 14

(12) PATENT APPLICATION PUBLICATION
(21) Application No.1617/DELNP/2015 A
(19) INDIA
(22) Date of filing of Application :26/02/2015
(43) Publication Date : 03/07/2015

(54) Title of the invention : CSI RS AND DMRS CO LOCATION INDICATION

(51) International classification :H04L5/00,H04L25/02
(31) Priority Document No :61/707811
(32) Priority Date :28/09/2012
(33) Name of priority country :U.S.A.
(86) International Application No :PCT/IB2013/058652
Filing Date :19/09/2013
(87) International Publication No :WO 2014/049496
(61) Patent of Addition to Application Number :NA
Filing Date :NA
(62) Divisional to Application Number :NA
Filing Date :NA

(71)**Name of Applicant :**
1)TELEFONAKTIEBOLAGET L M ERICSSON (PUBL)
Address of Applicant :S 164 83 Stockholm Sweden
(72)**Name of Inventor :**
1)J–NGREN George
2)SORRENTINO Stefano

(57) Abstract :
Embodiments herein relate to a method in a user equipment (10) for performing channel estimation of one or more long term channel properties at the user equipment (10) wherein the user equipment (10) is served by a radio network node (12). The user equipment (10) assumes that a default Channel State Information Reference Signal CSI RS resource is co located with a Demodulation Reference signal DMRS port when co location is not explicitly signalled from the radio network node (12) wherein the default CSI RS resource is configured by reading a predetermined entry in a configurable list of candidate co location CSI RS resources for a dynamic indication of co location options in a Downlink Control Information DCI format. When assumed to be co located the user equipment (10) estimates one or more long term channel properties of the DMRS port and the default CSI RS resource based on the assumption that the default CSI RS resource is co located with the DMRS port.

No. of Pages : 61 No. of Claims : 28

(12) PATENT APPLICATION PUBLICATION
(21) Application No.1500/DELNP/2015 A
(19) INDIA
(22) Date of filing of Application :23/02/2015
(43) Publication Date : 03/07/2015

(54) Title of the invention : TRANSPARENT DISPLAY APPARATUS AND DISPLAY METHOD THEREOF

(51) International classification :G06F3/0481
(31) Priority Document No :1020120084482
(32) Priority Date :01/08/2012
(33) Name of priority country :Republic of Korea
(86) International Application No :PCT/KR2013/006949
Filing Date :01/08/2013
(87) International Publication No :WO 2014/021658
(61) Patent of Addition to Application Number :NA
Filing Date :NA
(62) Divisional to Application Number :NA
Filing Date :NA

(71)**Name of Applicant :**
1)SAMSUNG ELECTRONICS CO. LTD.
Address of Applicant :129 Samsung ro Yeongtong gu Suwon si Gyeonggi do 443 742 Republic of Korea
(72)**Name of Inventor :**
1)YUN Il kook
2)SEO Joon kyu
3)LEE Chang soo

(57) Abstract :
A transparent display apparatus is provided. The transparent display includes a display including a plurality of transparent display layers and a controller configured to control the display when a first event occurs to display a first screen on a first transparent display layer from among the plurality of transparent display layers and to display a second screen on a second transparent display layer that is from among the plurality of transparent display layers wherein the controller controls the display to display the first screen that is currently displayed on the first transparent display layer to be displayed on the second transparent display layer for a predetermined time when a second event occurs.

No. of Pages : 78 No. of Claims : 15

(12) PATENT APPLICATION PUBLICATION
(21) Application No.1501/DELNP/2015 A
(19) INDIA
(22) Date of filing of Application :23/02/2015
(43) Publication Date : 03/07/2015

(54) Title of the invention : GENETIC MARKERS FOR MASTITIS RESISTANCE

(51) International classification :C12Q1/68
(31) Priority Document No :PA 2012 70508
(32) Priority Date :28/08/2012
(33) Name of priority country :Denmark
(86) International Application No :PCT/EP2013/067838
Filing Date :28/08/2013
(87) International Publication No :WO 2014/033181
(61) Patent of Addition to Application Number :NA
Filing Date :NA
(62) Divisional to Application Number :NA
Filing Date :NA

(71)**Name of Applicant :**
1)AARHUS UNIVERSITET
Address of Applicant :Nordre Ringgade 1 DK 8000 Aarhus C Denmark
(72)**Name of Inventor :**
1)GULDBRANDTSEN Bernt
2)SAHANA Goutam
3)LUND Mogens Sand¸
4)THOMSEN Bo
5)BENDIXEN Christian
6)PANITZ Frank Bernd

(57) Abstract :
A method is provided for determining resistance to mastitis in a bovine subject comprising detecting in a sample from said bovine subject the presence or absence of at least one genetic marker that is associated with at least one trait indicative of mastitis resistance of said bovine subject and/or off spring therefrom. Furthermore methods are provided for determining a breeding value in respect of susceptibility to mastitis in a bovine subject comprising detecting in a sample from said bovine subject the presence or absence of at least one genetic marker that is associated with at least one trait indicative of mastitis resistance of said bovine subject and/or off spring therefrom and assigning a breeding value based on said presence or absence

No. of Pages : 178 No. of Claims : 29

(12) PATENT APPLICATION PUBLICATION
(19) INDIA
(22) Date of filing of Application :25/02/2015
(21) Application No.1560/DELNP/2015 A
(43) Publication Date : 03/07/2015

(54) Title of the invention : DRUG DELIVERY SYSTEMS AND METHODS FOR TREATMENT OF PROSTATE DISEASE COMPRISING GEMICITABINE

(51) International classification :A61K31/7068,A61L29/14,A61L29/16
(31) Priority Document No :61/696029
(32) Priority Date :31/08/2012
(33) Name of priority country :U.S.A.
(86) International Application No :PCT/US2013/057841
Filing Date :03/09/2013
(87) International Publication No :WO 2014/036556
(61) Patent of Addition to Application Number :NA
Filing Date :NA
(62) Divisional to Application Number :NA
Filing Date :NA

(71)**Name of Applicant :**
1)TARIS BIOMEDICAL LLC
Address of Applicant :99 Hayden Avenue Suite 100 Lexington Massachusetts 02421 U.S.A.
(72)**Name of Inventor :**
1)GIESING Dennis

(57) Abstract :
Methods devices and medicaments that include gemicitabine are provided for use in the treatment of the prostate disease by locally administering gemicitabine into the bladder of a patient to achieve a sustained concentration of the drug in urine in the bladder sufficient to produce a therapeutic concentration of the drug in the prostate. Gemicitabine may be delivered into the bladder from an intravesical drug delivery device inserted into the bladder wherein the device continuously releases the drug into the urine in the bladder over an extended period of hours or days.

No. of Pages : 30 No. of Claims : 26

(12) PATENT APPLICATION PUBLICATION
(21) Application No.1561/DELNP/2015 A
(19) INDIA
(22) Date of filing of Application :25/02/2015
(43) Publication Date : 03/07/2015

(54) Title of the invention : DRUG DELIVERY SYSTEMS AND METHODS FOR TREATMENT OF BLADDER CANCER COMPRISING OXALIPLATIN

(51) International classification	:A61K31/555,A61L29/14,A61L29/16
(31) Priority Document No	:61/696027
(32) Priority Date	:31/08/2012
(33) Name of priority country	:U.S.A.
(86) International Application No	:PCT/US2013/057836
Filing Date	:03/09/2013
(87) International Publication No	:WO 2014/036555
(61) Patent of Addition to Application Number	:NA
Filing Date	:NA
(62) Divisional to Application Number	:NA
Filing Date	:NA

(71)**Name of Applicant :**
1)TARIS BIOMEDICAL LLC
Address of Applicant :99 Hayden Avenue Suite 100 Lexington Massachusetts 02421 U.S.A.
(72)**Name of Inventor :**
1)GIESING Dennis

(57) Abstract :
Methods devices and medicaments that include oxaliplatin are provided for use in the treatment of bladder cancer by locally administering oxaliplatin into the bladder of a patient to achieve a sustained concentration of oxaliplatin in urine in the bladder sufficient to produce a therapeutic concentration of oxaliplatin in bladder tissue. The oxaliplatin may be delivered into the bladder from an intravesical drug delivery device inserted into the bladder wherein the device continuously releases the oxaliplatin into the urine in the bladder over an extended period of hours or days.

No. of Pages : 32 No. of Claims : 22

(12) PATENT APPLICATION PUBLICATION
(21) Application No.1622/DELNP/2015 A
(19) INDIA
(22) Date of filing of Application :26/02/2015
(43) Publication Date : 03/07/2015

(54) Title of the invention : METHOD FOR MANUFACTURING SHAPED STEEL THE CROSS SECTIONAL SHAPE OF WHICH CHANGES IN THE LONGITUDINAL DIRECTION AND ROLL FORMING DEVICE

(51) International classification :B21D5/08
(31) Priority Document No :NA
(32) Priority Date :NA
(33) Name of priority country :NA
(86) International Application No :PCT/JP2012/074443
Filing Date :24/09/2012
(87) International Publication No :WO 2014/045449
(61) Patent of Addition to Application Number :NA
Filing Date :NA
(62) Divisional to Application Number :NA
Filing Date :NA

(71)**Name of Applicant :**
1)NIPPON STEEL & SUMITOMO METAL CORPORATION
Address of Applicant :6-1 Marunouchi 2 chome Chiyoda ku Tokyo 1008071 Japan
(72)**Name of Inventor :**
1)DAIMARU Seiichi
2)KUBO Masahiro
3)MIZUMURA Masaaki
4)SATO Koichi
5)SHIRAKAMI Satoshi
6)YAMAMOTO Yasushi

(57) Abstract :
A roll forming device for roll forming for the purpose of manufacturing shaped steel the cross sectional shape of which changes in the longitudinal direction is equipped with: first die rolls having an annular ridge part the cross sectional shape of which changes in the circumferential direction; second die rolls having an annular groove part the cross sectional shape of which changes in the circumferential direction; and a drive device for the first die rolls and the second die rolls. A clearance is provided at the side surfaces of the annular ridge part of the first die rolls across the entire circumference in the circumferential direction such that the gap with respect to the side surfaces of the annual groove parts of the second die rolls widens inward in the radial direction.

No. of Pages : 67 No. of Claims : 11

(12) PATENT APPLICATION PUBLICATION
(19) INDIA
(22) Date of filing of Application :20/02/2015
(21) Application No.1424/DELNP/2015 A
(43) Publication Date : 03/07/2015

(54) Title of the invention : INTERFACE DETECTOR FOR BLOOD PROCESSING SYSTEM

(51) International classification :A61M1/36,G01N21/59
(31) Priority Document No :61/696343
(32) Priority Date :04/09/2012
(33) Name of priority country :U.S.A.
(86) International Application No :PCT/US2013/031494
Filing Date :14/03/2013
(87) International Publication No :WO 2014/039091
(61) Patent of Addition to Application Number :NA
Filing Date :NA
(62) Divisional to Application Number :NA
Filing Date :NA

(71)**Name of Applicant :**
1)FENWAL INC.
Address of Applicant :Three Corporate Drive Lake Zurich IL 60047 U.S.A.
(72)**Name of Inventor :**
1)KOUDELKA Peter David
2)ECKMAN Ryan Eliot
3)LINDMARK Eric Karl
4)KOUDELKA Lubomir
5)ULMES James Joseph
6)KATZ Steven R.
7)CORK William H.

(57) Abstract :
Blood separation systems and methods are provided for controlling the interface between separated blood components. The system includes a centrifuge assembly having a light transmissive portion a light reflector and a fluid processing region therebetween. An optical sensor system emits a scanning light beam along a path toward the light transmissive portion which transmits at least a portion of the scanning light beam to the fluid processing region and the light reflector. The light reflector reflects at least a portion of the scanning light beam toward the optical sensor system along a path substantially coaxial to the path of the scanning light beam from the optical sensor system toward the light transmissive portion of the centrifuge assembly. The scanning light beam may be a white light beam or narrow spectrum beam. The reflected beam may be directed through the optical sensor system via optical fibers.

No. of Pages : 80 No. of Claims : 77

(12) PATENT APPLICATION PUBLICATION
(21) Application No.1490/DELNP/2015 A
(19) INDIA
(22) Date of filing of Application :23/02/2015
(43) Publication Date : 03/07/2015

(54) Title of the invention : SURFACE TREATMENT DEVICE AND METHOD FOR OPERATING A SURFACE TREATMENT DEVICE

(51) International classification :B05B15/12,B01D53/04
(31) Priority Document No :20 2012 103 894.3
(32) Priority Date :11/10/2012
(33) Name of priority country :Germany
(86) International Application No :PCT/EP2013/070969
Filing Date :08/10/2013
(87) International Publication No :WO 2014/056933
(61) Patent of Addition to Application Number :NA
Filing Date :NA
(62) Divisional to Application Number :NA
Filing Date :NA

(71)**Name of Applicant :**
1)DRR SYSTEMS GMBH
Address of Applicant :Carl Benz Strasse 34 74321 Bietigheim Bissingen Germany
(72)**Name of Inventor :**
1)HOLLER Sebastian
2)BAITINGER Michael
3)WIELAND Dietmar
4)TOBISCH Wolfgang

(57) Abstract :
In order to provide a surface treatment device for treating a surface of a workpiece that can be operated easily and reliably it is proposed that the surface treatment device comprises the following: a working area in which the surface of the workpiece can be treated; a flow conducting device by means of which a stream of gas can be made to pass through the working area; and a solvent depositing device for depositing solvent from the stream of gas that is made to pass through the working area wherein the solvent depositing device can according to choice be set to a depositing state or to an inoperative state the solvent depositing device in the depositing state depositing solvent from the stream of gas.

No. of Pages : 41 No. of Claims : 15

(12) PATENT APPLICATION PUBLICATION
(21) Application No.1555/DELNP/2015 A
(19) INDIA
(22) Date of filing of Application :25/02/2015
(43) Publication Date : 03/07/2015

(54) Title of the invention : BRAKE DISC FOR RAILWAY VEHICLE

(51) International classification :F16D65/12,B61H5/00
(31) Priority Document No :2012196820
(32) Priority Date :07/09/2012
(33) Name of priority country :Japan
(86) International Application No :PCT/JP2013/073914
Filing Date :05/09/2013
(87) International Publication No :WO 2014/038621
(61) Patent of Addition to Application Number :NA
Filing Date :NA
(62) Divisional to Application Number :NA
Filing Date :NA

(71)**Name of Applicant :**
1)NIPPON STEEL & SUMITOMO METAL CORPORATION
Address of Applicant :6-1 Marunouchi 2 chome Chiyoda ku Tokyo 1008071 Japan
(72)**Name of Inventor :**
1)NOGAMI Hiroshi
2)ADACHI Go
3)ASABE Kazutaka
4)SAKAGUCHI Atsushi
5)TAMURA Kenji
6)KATO Takanori

(57) Abstract :
Provided is a brake disc for a railway vehicle the brake disc being configured so that aerodynamic sound during high speed traveling is reduced cooling performance during braking is improved and the durability of the brake disc together with fastening bolts is increased. A brake disc (1) for a railway vehicle is provided with: a doughnut shaped circular plate section (2) the front surface (2a) side of which serves as a slide surface; fin sections (3) which are provided on the back surface (2b) of the circular plate section (2) so as to protrude radially therefrom; and bolt holes (4) penetrating through both the circular plate section (2) and the fin sections (3). The circular plate section (2) is mounted to a wheel by tightening bolts inserted through the bolt holes (4) the mounting of the circular plate section (2) being such that the fin sections (3) are pressed against the plate section (13) of the wheel (10). The fin sections (3) each have formed therein grooves (5a, 5b) extending in the circumferential direction. When the circular plate section (2) is viewed in the radial direction the grooves (5a, 5b) are located either in a region on the inner peripheral side of the bolt holes (4) and/or in a region on the outer peripheral side of the bolt holes (4).

No. of Pages : 48 No. of Claims : 5

(12) PATENT APPLICATION PUBLICATION
(21) Application No.1620/DELNP/2015 A
(19) INDIA
(22) Date of filing of Application :26/02/2015
(43) Publication Date : 03/07/2015

(54) Title of the invention : RAIL VEHICLE HAVING CRASH EQUIPMENT

(51) International classification :B61D15/06,B61C17/04
(31) Priority Document No :A1007/2012
(32) Priority Date :13/09/2012
(33) Name of priority country :Austria
(86) International Application No :PCT/EP2013/068329
Filing Date :05/09/2013
(87) International Publication No :WO 2014/040896
(61) Patent of Addition to Application Number :NA
Filing Date :NA
(62) Divisional to Application Number :NA
Filing Date :NA

(71)**Name of Applicant :**
1)SIEMENS AG –STERREICH
Address of Applicant :Siemensstrae 90 A 1210 Wien Austria
(72)**Name of Inventor :**
1)SCHILCHER Gerhard
2)EDLINGER Robert
3)GRAF Richard
4)NEDELIK Robert

(57) Abstract :
The invention relates to a rail vehicle having crash equipment comprising an underframe (2) and a driver s cab wherein at least one control panel (1) is provided which is detachably connected to the underframe (2) and which comprises a reinforced frame for absorbing the longitudinal compressive forces (F1, F2) occurring during a collision and transmitting said longitudinal compressive forces to the underframe (2).

No. of Pages : 15 No. of Claims : 8

(12) PATENT APPLICATION PUBLICATION
(21) Application No.1511/DELNP/2015 A
(19) INDIA
(22) Date of filing of Application :24/02/2015
(43) Publication Date : 03/07/2015

(54) Title of the invention : REFLECTOR DEVICE AND COMMUNICATION SYSTEM USING SAME AND COMMUNICATION METHOD USING SAME

(51) International classification	:H01Q15/14,H01Q3/20,H01Q19/18
(31) Priority Document No	:2012204376
(32) Priority Date	:18/09/2012
(33) Name of priority country	:Japan
(86) International Application No	:PCT/JP2013/005441
Filing Date	:13/09/2013
(87) International Publication No	:WO 2014/045557
(61) Patent of Addition to Application Number	:NA
Filing Date	:NA
(62) Divisional to Application Number	:NA
Filing Date	:NA

(71)**Name of Applicant :**
1)NEC CORPORATION
Address of Applicant :7-1 Shiba 5 chome Minato ku Tokyo 1088001 Japan
(72)**Name of Inventor :**
1)TANABE Kosuke

(57) Abstract :
A reflector device having first and second reflector plates to which a reflective surface is attached respectively at a prescribed angle of inclination in relation to an axis of rotation wherein the first reflector plate (1) and the second reflector plate are positioned so as to face one another and the first reflector plate and/or the second reflector plate are/is capable of rotating around the axis of rotation.

No. of Pages : 27 No. of Claims : 10

(12) PATENT APPLICATION PUBLICATION
(21) Application No.1512/DELNP/2015 A
(19) INDIA
(22) Date of filing of Application :24/02/2015
(43) Publication Date : 03/07/2015

(54) Title of the invention : CELLULAR NETWORK ASSISTED DEVICE TO DEVICE (D2D) DISCOVERY

(51) International classification :H04W8/00,H04W74/00
(31) Priority Document No :2013902574
(32) Priority Date :12/07/2013
(33) Name of priority country :Australia
(86) International Application No :PCT/JP2014/068966
Filing Date :09/07/2014
(87) International Publication No :WO 2015/005498
(61) Patent of Addition to Application Number :NA
Filing Date :NA
(62) Divisional to Application Number :NA
Filing Date :NA

(71)**Name of Applicant :**
1)NEC CORPORATION
Address of Applicant :7-1 Shiba 5 chome Minato ku Tokyo 1088001 Japan
(72)**Name of Inventor :**
1)NGUYEN Phong
2)WIJESINGHE Pushpika

(57) Abstract :
A method is disclosed for use in device to device (D2D) discovery in a wireless communication network. The network includes at least one base station and a plurality of D2D capable user equipments (D2D UEs). The network also supports cellular communication and direct communication between D2D UEs. The method includes transmitting D2D discovery system information (D2D SIB) from the base station to D2D UEs wherein the D2D SIB indicates frame(s)/subframe(s) for D2D UEs to transmit D2D discovery request signal(s) and frame(s)/subframe(s) for D2D UEs to transmit D2D discovery response signal(s). The method also includes transmitting one or more D2D discovery request signal(s) from one D2D UE and upon receipt of a said D2D discovery request signal by another D2D UE transmitting from said other D2D UE one or more D2D discovery response signal(s). The D2D discovery request signal(s) and D2D discovery response signal(s) are transmitted on the frame(s)/subframe(s) indicated in the D2D SIB.

No. of Pages : 50 No. of Claims : 17

(12) PATENT APPLICATION PUBLICATION
(19) INDIA
(22) Date of filing of Application :25/02/2015
(21) Application No.1575/DELNP/2015 A
(43) Publication Date : 03/07/2015

(54) Title of the invention : FLEXIBLE DISPLAY DEVICE AND METHOD OF CONTROLLING SAME

(51) International classification :G06F3/01,G06F3/14,G09F9/00
(31) Priority Document No :1020120084512
(32) Priority Date :01/08/2012
(33) Name of priority country :Republic of Korea
(86) International Application No :PCT/KR2013/006951
Filing Date :01/08/2013
(87) International Publication No :WO 2014/021660
(61) Patent of Addition to Application Number :NA
Filing Date :NA
(62) Divisional to Application Number :NA
Filing Date :NA

(71)**Name of Applicant :**
1)SAMSUNG ELECTRONICS CO. LTD.
Address of Applicant :129 Samsung ro Yeongtong gu Suwon si Gyeonggi do 443 742 Republic of Korea
(72)**Name of Inventor :**
1)KWAK Ji yeon
2)KANG Kyung a
3)KIM Hyun jin
4)KUMAR Nipun
5)LEE Chang soo

(57) Abstract :
A flexible display device is disclosed. The flexible display device includes a display unit a sensor unit detecting at least one rolling characteristic if the display unit is rolled and a control unit performing a first function of a display device that is capable of being performed in a rolling mode determined by the detected rolling characteristic.

No. of Pages : 86 No. of Claims : 15

(12) PATENT APPLICATION PUBLICATION
(21) Application No.1576/DELNP/2015 A
(19) INDIA
(22) Date of filing of Application :25/02/2015
(43) Publication Date : 03/07/2015

(54) Title of the invention : FLEXIBLE DISPLAY DEVICE AND METHOD FOR CONTROLLING THE SAME

(51) International classification :G06F3/01,G06F3/14,G09F9/00
(31) Priority Document No :1020120084502
(32) Priority Date :01/08/2012
(33) Name of priority country :Republic of Korea
(86) International Application No :PCT/KR2013/006883
Filing Date :31/07/2013
(87) International Publication No :WO 2014/021628
(61) Patent of Addition to Application Number :NA
Filing Date :NA
(62) Divisional to Application Number :NA
Filing Date :NA

(71)**Name of Applicant :**
1)SAMSUNG ELECTRONICS CO. LTD.
Address of Applicant :129 Samsung ro Yeongtong gu Suwon si Gyeonggi do 443 742 Republic of Korea
(72)**Name of Inventor :**
1)YUN Il kook
2)LEE Chang soo
3)JUNG Ji hyun

(57) Abstract :
A flexible display device is provided. The flexible display device includes a display configured to display first content on a screen a sensor configured to detect bending of the flexible display device and a controller configured to determine one area and the other area of the screen as a first screen and a second screen respectively based on the bending to display the first content on the first screen and to display second content that is different from the first content on the second screen.

No. of Pages : 63 No. of Claims : 15

(12) PATENT APPLICATION PUBLICATION
(21) Application No.1641/DELNP/2015 A
(19) INDIA
(22) Date of filing of Application :27/02/2015
(43) Publication Date : 03/07/2015

(54) Title of the invention : HEAT EXCHANGER FOR COOLING A SWITCH CABINET AND CORRESPONDING COOLING ARRANGEMENT

(51) International classification :H05K7/20
(31) Priority Document No :10 2012 108 109.3
(32) Priority Date :31/08/2012
(33) Name of priority country :Germany
(86) International Application No :PCT/DE2013/100306
Filing Date :23/08/2013
(87) International Publication No :WO 2014/032654
(61) Patent of Addition to Application Number :NA
Filing Date :NA
(62) Divisional to Application Number :NA
Filing Date :NA

(71)**Name of Applicant :**
1)RITTAL GMBH & CO. KG
Address of Applicant :Auf dem St¼tzelberg 35745 Herborn Germany
(72)**Name of Inventor :**
1)CACHO ALONSO Juan Carlos
2)KLASSEN Samuel

(57) Abstract :
The invention relates to a heat exchanger (1) for cooling a switch cabinet having a first pipe system (2) for a first coolant and a second pipe system (3) for a second coolant which pipe system is fluidically separated from the first pipe system (2) wherein the first and the second pipe systems (2 3) are thermally coupled to one another. The invention also relates to a corresponding switch cabinet.

No. of Pages : 25 No. of Claims : 12

(12) PATENT APPLICATION PUBLICATION
(21) Application No.1457/DELNP/2015 A
(19) INDIA
(22) Date of filing of Application :21/02/2015
(43) Publication Date : 03/07/2015

(54) Title of the invention : A METHOD FOR MAKING PARTIALLY METALLIZED PRECISION SYNTHETIC THREAD SQUARE MESH FABRICS FOR AESTHETIC OR MARKING APPLICATIONS

(51) International classification :H05K1/03,D06M11/83,H05K3/02
(31) Priority Document No :MI2012A001541
(32) Priority Date :18/09/2012
(33) Name of priority country :Italy
(86) International Application No :PCT/IB2013/001632
Filing Date :23/07/2013
(87) International Publication No :WO 2014/045088
(61) Patent of Addition to Application Number :NA
Filing Date :NA
(62) Divisional to Application Number :NA
Filing Date :NA

(71)**Name of Applicant :**
1)SAATI S.P.A.
Address of Applicant :Via Milano 14 I 22070 Appiano Gentile (CO) Italy
(72)**Name of Inventor :**
1)CANONICO Paolo
2)LUCIGNANO Carmine

(57) Abstract :
A method for making by a laser etching a partially metallized single thread fabric material for aesthetic or marking applications does not use polymers inks pastes and additives. The inventive method comprises a pre metallizing step or a partial metallizing on the fabric and a following metal removal step being performed by a quick and localized evaporation thereof performed either on one or both the surfaces simultaneously by a specifically designed laser.

No. of Pages : 19 No. of Claims : 16

(12) PATENT APPLICATION PUBLICATION
(19) INDIA
(22) Date of filing of Application :24/02/2015
(21) Application No.1521/DELNP/2015 A
(43) Publication Date : 03/07/2015

(54) Title of the invention : ACCESSIBLE BLOWER ASSEMBLY BLOWER SLIDER ASSEMBLY AND METHODS

(51) International classification :F04D29/42,F04D29/62
(31) Priority Document No :61/693511
(32) Priority Date :27/08/2012
(33) Name of priority country :U.S.A.
(86) International Application No :PCT/US2013/054662
Filing Date :13/08/2013
(87) International Publication No :WO 2014/035661
(61) Patent of Addition to Application Number :NA
Filing Date :NA
(62) Divisional to Application Number :NA
Filing Date :NA

(71)**Name of Applicant :**
1)SIEMENS INDUSTRY INC.
Address of Applicant :3333 Old Milton Parkway Alpharetta Georgia 30005 4437 U.S.A.
(72)**Name of Inventor :**
1)LOCKER JR. Todd Robert
2)RIGGLE Matthew W.

(57) Abstract :
An easy access blower assembly is disclosed. The blower assembly includes a blower enclosure and a blower slider assembly mounted to the blower enclosure. The blower slider assembly has slider rails each with a moveable rail and a stationary rail a blower mounting plate coupled to each moveable rail of the slider rails and a blower motor and fan assembly mounted to the blower mounting plate wherein the blower motor and fan assembly is adapted to slide out of the blower enclosure. Blower slider assemblies and methods of servicing a blower motor and fan assembly are also provided as are other aspects

No. of Pages : 25 No. of Claims : 21

(12) PATENT APPLICATION PUBLICATION
(21) Application No.1583/DELNP/2015 A
(19) INDIA
(22) Date of filing of Application :25/02/2015
(43) Publication Date : 03/07/2015

(54) Title of the invention : LIGHT GUIDE PLATE COMPRISING DECOUPLING ELEMENTS

(51) International classification :G02B6/00,F21V8/00
(31) Priority Document No :12180245.8
(32) Priority Date :13/08/2012
(33) Name of priority country :EPO
(86) International Application No :PCT/EP2013/066711
Filing Date :09/08/2013
(87) International Publication No :WO 2014/026923
(61) Patent of Addition to Application Number :NA
Filing Date :NA
(62) Divisional to Application Number :NA
Filing Date :NA

(71)**Name of Applicant :**
1)BAYER MATERIALSCIENCE AG
Address of Applicant :51368 Leverkusen Germany
(72)**Name of Inventor :**
1)F„CKE Thomas
2)BRUDER Friedrich Karl
3)HAGEN Rainer
4)WALZE G¼nther
5)R–LLE Thomas
6)BERNETH Horst
7)H–NEL Dennis
8)WEISER Marc Stephan
9)HOHEISEL Werner

(57) Abstract :
The invention relates to a planar light distribution module for a display comprising a light guide plate through which light that can be coupled via at least one lateral surface can propagate by means of total reflection and comprising at least one planar decoupling system (2) which is mounted on one or both main surfaces of the light guide plate (1) is in optical contact with said plate and contains a plurality of holographic optical elements (13) which are designed in such a way that they can decouple light from the light guide plate (1). The light distribution module is characterised in that the holographic optical elements (13) are arranged in the decoupling system (2) without translation symmetry. The invention also relates to an optical display in particular an electronic display which contains a light distribution module according to the invention.

No. of Pages : 46 No. of Claims : 19

(12) PATENT APPLICATION PUBLICATION
(19) INDIA
(22) Date of filing of Application :25/02/2015
(21) Application No.1584/DELNP/2015 A
(43) Publication Date : 03/07/2015

(54) Title of the invention : PNEUMATIC VEHICLE TYRE PREFERABLY PNEUMATIC COMMERCIAL VEHICLE TYRE

(51) International classification :B60C9/20,B60C9/00,D07B1/06
(31) Priority Document No :10 2012 108 173.5
(32) Priority Date :04/09/2012
(33) Name of priority country :Germany
(86) International Application No :PCT/EP2013/065858
Filing Date :29/07/2013
(87) International Publication No :WO 2014/037153
(61) Patent of Addition to Application Number :NA
Filing Date :NA
(62) Divisional to Application Number :NA
Filing Date :NA

(71)**Name of Applicant :**
1)CONTINENTAL REIFEN DEUTSCHLAND GMBH
Address of Applicant :Vahrenwalder Str. 9 30165 Hannover Germany
(72)**Name of Inventor :**
1)KRGER Jrn
2)FRIES Volkmar
3)JUSTINE Carole
4)KRAMER Thomas

(57) Abstract :
Disclosed is a pneumatic commercial vehicle tyre of radial design comprising an at least three ply belt (7) of which two belt plies are working plies (10, 11) and one radially most outer belt ply is a cover ply (12) each of these belt plies (10, 11, 12) consisting of reinforcement supports which are made of steel cord and which are embedded in elastomer the steel cords of each of the three belt plies (10, 11, 12) being coated with brass so as to make for good elastomer adhesion the brass coating of the reinforcement supports of the two working plies (10, 11) having a copper proportion of 60 wt.% to 65 wt.% and the brass coating of the reinforcements supports of the cover ply (12) having a copper proportion of 66 wt.% to 70 wt.%.

No. of Pages : 12 No. of Claims : 6

(12) PATENT APPLICATION PUBLICATION
(19) INDIA
(22) Date of filing of Application :27/02/2015
(21) Application No.1650/DELNP/2015 A
(43) Publication Date : 03/07/2015

(54) Title of the invention : CONNECTION SYSTEM FOR POWER GENERATION SYSTEM WITH DC OUTPUT

(51) International classification :H02J3/38,F03D7/00,H02P9/00
(31) Priority Document No :NA
(32) Priority Date :NA
(33) Name of priority country :NA
(86) International Application No :PCT/DK2012/050329
Filing Date :03/09/2012
(87) International Publication No :WO 2014/032668
(61) Patent of Addition to Application Number :NA
Filing Date :NA
(62) Divisional to Application Number :NA
Filing Date :NA

(71)**Name of Applicant :**
1)VESTAS WIND SYSTEMS A/S
Address of Applicant :Hedeager 44 DK 8200 Aarhus N Denmark
(72)**Name of Inventor :**
1)KJ†R Philip Carne
2)VALCAN Dumitru Mihai
3)HELLE Lars

(57) Abstract :
The present invention relates to a connection system for connecting a power generator to a DC electrical power system with a controllable voltage source unit functionally connected in series with the power generator to receive AC electrical power from the power generator and to generate an AC electrical power output accordingly and a rectifier arranged to receive AC electrical power output from said voltage source unit and to rectify the AC electrical power output to a DC electrical power to be provided to the DC electrical power system. The invention also relates to method for connecting a power generator to a DC electrical power system.

No. of Pages : 33 No. of Claims : 18

(12) PATENT APPLICATION PUBLICATION
(21) Application No.1453/DELNP/2015 A
(19) INDIA
(22) Date of filing of Application :21/02/2015
(43) Publication Date : 03/07/2015

(54) Title of the invention : TARGET DEVICE FOR INDUCTIVE DISPLACEMENT MEASUREMENT OF A MASTER PISTON

(51) International classification :F15B15/28
(31) Priority Document No :10 2012 216 701.3
(32) Priority Date :19/09/2012
(33) Name of priority country :Germany
(86) International Application No :PCT/DE2013/200142
Filing Date :28/08/2013
(87) International Publication No :WO 2014/044269
(61) Patent of Addition to Application Number :NA
Filing Date :NA
(62) Divisional to Application Number :NA
Filing Date :NA

(71)**Name of Applicant :**
1)SCHAEFFLER TECHNOLOGIES AG & CO. KG
Address of Applicant :Industriestrae 1 3 91074 Herzogenaurach Germany
(72)**Name of Inventor :**
1)BLAUHUT Jochen

(57) Abstract :
The invention relates to a target device (1) for inductive displacement measurement of a master piston (2) wherein the target device (1) is formed as a sleeve with a slit (3) and is produced from a metal material and is designed for being fixed under stress on a piston body (2). With the target device proposed here a master cylinder system can be constructed in a very short form and at the same time mass production can be achieved without involving additional adjustment.

No. of Pages : 14 No. of Claims : 10

(12) PATENT APPLICATION PUBLICATION
(21) Application No.1454/DELNP/2015 A
(19) INDIA
(22) Date of filing of Application :21/02/2015
(43) Publication Date : 03/07/2015

(54) Title of the invention : MICRONEEDLE ARRAY COATED WITH DRUG COMPOSITION

(51) International classification :A61M37/00
(31) Priority Document No :2012190693
(32) Priority Date :30/08/2012
(33) Name of priority country :Japan
(86) International Application No :PCT/JP2013/073386
Filing Date :30/08/2013
(87) International Publication No :WO 2014/034882
(61) Patent of Addition to Application Number :NA
Filing Date :NA
(62) Divisional to Application Number :NA
Filing Date :NA

(71)**Name of Applicant :**
1)TEIJIN LIMITED
Address of Applicant :6 7 Minamihommachi 1 chome Chuo ku Osaka shi Osaka 5410054 Japan
2)MEDRX CO. LTD.
(72)**Name of Inventor :**
1)ISHIBASHI Masaki
2)HAMAMOTO Hidetoshi
3)TANAKA Taishi
4)KOUNO Kazuteru
5)TOYOHARA Kiyotsuna

(57) Abstract :
Provided is a microneedle array which enables the quantitative and accurate insertion of a drug into the skin. It is found that when a drug composition comprising a drug and an additive and having Vickers hardness of about 3 or more is applied to a microneedle array the unintended removal of the drug can be avoided and the drug can be surely inserted into the skin along with the microneedle array. Consequently the microneedle array coated with the drug composition according to the present invention can be used in the fields in which the drug is required to be administered with high quantitative performance even when the drug is contained at a low content e.g. the administration of a vaccine and the scope of application of the microneedle array can be extended.

No. of Pages : 55 No. of Claims : 15

(12) PATENT APPLICATION PUBLICATION
(21) Application No.1455/DELNP/2015 A
(19) INDIA
(22) Date of filing of Application :21/02/2015
(43) Publication Date : 03/07/2015

(54) Title of the invention : NETWORK NODE AND METHOD PERFORMED BY A NETWORK NODE FOR CONTROLLING CONNECTIVITY OF A RADIO RESOURCE UNIT TO A BASE BAND UNIT

(51) International classification :H04W88/08
(31) Priority Document No :NA
(32) Priority Date :NA
(33) Name of priority country :NA
(86) International Application No :PCT/SE2012/050999
Filing Date :21/09/2012
(87) International Publication No :WO 2014/046581
(61) Patent of Addition to Application Number :NA
Filing Date :NA
(62) Divisional to Application Number :NA
Filing Date :NA

(71)**Name of Applicant :**
1)TELEFONAKTIEBOLAGET LM ERICSSON (PUBL)
Address of Applicant :Torshamnsgatan 23 S 164 83 Stockholm Sweden
(72)**Name of Inventor :**
1)LARAQUI Kim
2)GHEBRETENSA‰ Zere
3)–HL‰N Peter

(57) Abstract :
A method performed by a network node (10) in a communication network is disclosed for controlling connectivity of a radio resource unit, RRU, to a baseband unit, BBU, in the communications network. The communication network comprises a plurality of RRUs (21-24) and a plurality of BBUs (41-43), each RRU being connected to a BBU via a distribution network (35). The method comprises: receiving (102) information indicating that a connection of a first RRU (21) to a first BBU (41) is to be controlled and triggering (104) a user equipment, UE (30), connected to the first RRU (21) to perform measurements on signals from neighboring RRUs (22, 23) and to send a report of the performed measurements to the communications network. The method further comprises receiving (106) the report of the performed measurements, and selecting (108) a BBU, out of the plurality of BBUs (41- 43), to which the first RRU (21) is to be connected, based on the report of performed measurements and on information regarding to which of the plurality of BBUs (41-43) the neighboring RRUs (22, 23) are connected. A corresponding network node is also dis closed.

No. of Pages : 23 No. of Claims : 16

(12) PATENT APPLICATION PUBLICATION
(21) Application No.1519/DELNP/2015 A
(19) INDIA
(22) Date of filing of Application :24/02/2015
(43) Publication Date : 03/07/2015

(54) Title of the invention : COMPOSITIONS AND METHODS FOR IMPROVING THE COMPATIBILITY OF WATER SOLUBLE HERBICIDE SALTS

(51) International classification :A01N57/20,A01N37/40
(31) Priority Document No :61/696351
(32) Priority Date :04/09/2012
(33) Name of priority country :U.S.A.
(86) International Application No :PCT/US2013/057490
Filing Date :30/08/2013
(87) International Publication No :WO 2014/039379
(61) Patent of Addition to Application Number :NA
Filing Date :NA
(62) Divisional to Application Number :NA
Filing Date :NA

(71)**Name of Applicant :**
1)DOW AGROSCIENCES LLC
Address of Applicant :9330 Zionsville Road Indianapolis IN 46268 U.S.A.
2)AKZO NOBEL SURFACE CHEMISTRY LLC
(72)**Name of Inventor :**
1)ALEXANDER Mark
2)AUSTIN Anne
3)KENNEDY Alex
4)LIU Lei
5)RODRIGUES Klin A.
6)TANK Holger

(57) Abstract :
Methods and compositions for improving the compatibility of aqueous herbicide solutions containing at least one of a water soluble salt of an aryloxyalkanoic acid a water soluble salt of a pyridyloxyalkanoic acid and a water soluble salt of glyphosate and optionally ≤16% of one or more fertilizers such as ammonium sulfate by adding certain polymeric crystallization inhibitors are provided.

No. of Pages : 33 No. of Claims : 43

(12) PATENT APPLICATION PUBLICATION
(21) Application No.1654/DELNP/2015 A
(19) INDIA
(22) Date of filing of Application :27/02/2015
(43) Publication Date : 03/07/2015

(54) Title of the invention : SYSTEM AND METHOD FOR DELIVERING AN AUDIO VISUAL CONTENT TO A CLIENT DEVICE

(51) International classification :H04L29/06,H04L29/08
(31) Priority Document No :12306026.1
(32) Priority Date :27/08/2012
(33) Name of priority country :EPO
(86) International Application No :PCT/EP2013/067250
Filing Date :19/08/2013
(87) International Publication No :WO 2014/033003
(61) Patent of Addition to Application Number :NA
Filing Date :NA
(62) Divisional to Application Number :NA
Filing Date :NA

(71)**Name of Applicant :**
1)BROADPEAK
Address of Applicant :80 avenue des Buttes de Coesmes F 35700 Rennes France
(72)**Name of Inventor :**
1)BREBION Rmy
2)COLOMBEL Dominique
3)LE MANCQ Jacques

(57) Abstract :
For delivering an audio visual content to a client device an interconnecting device interconnecting a first network to a second network the client device being connected to the second network an equipment adapted to provide the audio visual content being connected to the first network said equipment performs: receiving from the client device a first request for receiving the audio visual content; transmitting a redirecting message to the client device said redirecting message redirecting the client device toward an agent implemented in the interconnecting device. Furthermore said agent performs: receiving from the client device a second request for receiving the audio visual content; acting as a relay between said equipment and the client device.

No. of Pages : 32 No. of Claims : 14

(12) PATENT APPLICATION PUBLICATION
(21) Application No.1473/DELNP/2015 A
(19) INDIA
(22) Date of filing of Application :23/02/2015
(43) Publication Date : 03/07/2015

(54) Title of the invention : SEAMLESS STEEL PIPE AND METHOD FOR PRODUCING SAME

(51) International classification :C22C38/00,C21D1/18,C21D8/10
(31) Priority Document No :2012188634
(32) Priority Date :29/08/2012
(33) Name of priority country :Japan
(86) International Application No :PCT/JP2013/073048
Filing Date :28/08/2013
(87) International Publication No :WO 2014/034737
(61) Patent of Addition to Application Number :NA
Filing Date :NA
(62) Divisional to Application Number :NA
Filing Date :NA

(71)**Name of Applicant :**
1)NIPPON STEEL & SUMITOMO METAL CORPORATION
Address of Applicant :6 1 Marunouchi 2 chome Chiyoda ku Tokyo 1008071 Japan
(72)**Name of Inventor :**
1)ARAI Yuji
2)KOBAYASHI Kenji
3)NAGAYAMA Hiroyuki

(57) Abstract :
A seamless steel pipe comprises a specific carbide that has an equivalent carbon content (Ceq) of 0.50 to 0.58% contains Mo in an amount of 50 mass% or more contains V additionally contains one or two components selected from the group consisting of Ti and Nb and has a size of 20 nm or more.

No. of Pages : 55 No. of Claims : 7

(12) PATENT APPLICATION PUBLICATION
(21) Application No.1474/DELNP/2015 A
(19) INDIA
(22) Date of filing of Application :23/02/2015
(43) Publication Date : 03/07/2015

(54) Title of the invention : WHEAT WITH NEW ALLELES OF *RHT B1*

(51) International classification :A01H5/00,C12N15/29
(31) Priority Document No :2012903673
(32) Priority Date :24/08/2012
(33) Name of priority country :Australia
(86) International Application No :PCT/AU2013/000942
Filing Date :22/08/2013
(87) International Publication No :WO 2014/028980
(61) Patent of Addition to Application Number :NA
Filing Date :NA
(62) Divisional to Application Number :NA
Filing Date :NA

(71)**Name of Applicant :**
1)COMMONWEALTH SCIENTIFIC AND INDUSTRIAL RESEARCH ORGANISATION
Address of Applicant :Limestone Avenue Campbell Australian Capital Territory 2612 Australia
2)GRAINS RESEARCH AND DEVELOPMENT CORPORATION
(72)**Name of Inventor :**
1)CHANDLER Peter Michael
2)HARDING Carol Anne

(57) Abstract :
The present invention provides a wheat plant comprising an Rht-B1 allele which encodes an Rht-B1 (DELLA) polypeptide. Grain from a near isogenic wheat line comprising the dwarfing Rht-B1c allele was subjected to sodium azide mutagenesis. Plants exhibiting early leaf elongation rates or mature plant height greater than the dwarf parent were selected and the Rht-B1 gene sequenced. This identified 35 mutated alleles of Rht-B1c. Similar methods were also used to identify mutant alleles of the dwarfing s1n1d allele in barley where DELLA is encoded by the s1n1 gene.

No. of Pages : 128 No. of Claims : 54

(12) PATENT APPLICATION PUBLICATION
(19) INDIA
(22) Date of filing of Application :24/02/2015
(21) Application No.1536/DELNP/2015 A
(43) Publication Date : 03/07/2015

(54) Title of the invention : ZIRCONIUM PRETREATMENT COMPOSITIONS CONTAINING LITHIUM ASSOCIATED METHODS FOR TREATING METAL SUBSTRATES AND RELATED COATED METAL SUBSTRATES

(51) International classification :C23C22/34,C25D13/20,C23C22/44
(31) Priority Document No :1258079
(32) Priority Date :29/08/2012
(33) Name of priority country :France
(86) International Application No :PCT/US2013/055350
Filing Date :16/08/2013
(87) International Publication No :WO 2014/035690
(61) Patent of Addition to Application Number :NA
Filing Date :NA
(62) Divisional to Application Number :NA
Filing Date :NA

(71)**Name of Applicant :**
1)PPG INDUSTRIES OHIO INC.
Address of Applicant :3800 West 143rd Street Cleveland OH 44111 U.S.A.
(72)**Name of Inventor :**
1)SUDOUR Michel
2)WOZNIAK Aline
3)MAINTIER Philippe

(57) Abstract :
Disclosed are pretreatment compositions and associated methods for treating metal substrates with pretreatment compositions including ferrous substrates such as cold rolled steel and electrogalvanized steel. The pretreatment composition includes: a Group IIIB and/or IVB metal; free fluoride; and lithium. The methods include contacting the metal substrates with the pretreatment composition.

No. of Pages : 33 No. of Claims : 47

(12) PATENT APPLICATION PUBLICATION
(19) INDIA
(22) Date of filing of Application :24/02/2015
(21) Application No.1537/DELNP/2015 A
(43) Publication Date : 03/07/2015

(54) Title of the invention : ZIRCONIUM PRETREATMENT COMPOSITIONS CONTAINING MOLYBDENUM ASSOCIATED METHODS FOR TREATING METAL SUBSTRATES AND RELATED COATED METAL SUBSTRATES

(51) International classification :C23C22/44,C25D13/02,C25D13/20
(31) Priority Document No :1258080
(32) Priority Date :29/08/2012
(33) Name of priority country :France
(86) International Application No :PCT/US2013/055354
Filing Date :16/08/2013
(87) International Publication No :WO 2014/035691
(61) Patent of Addition to Application Number :NA
Filing Date :NA
(62) Divisional to Application Number :NA
Filing Date :NA

(71)**Name of Applicant :**
1)PPG INDUSTRIES OHIO INC.
Address of Applicant :3800 West 143rd Street Cleveland Ohio 44111 U.S.A.
(72)**Name of Inventor :**
1)SUDOUR Michel
2)WOZNIAK Aline
3)MAINTIER Philippe

(57) Abstract :
Disclosed are pretreatment compositions and associated methods for treating metal substrates with pretreatment compositions including ferrous substrates such as cold rolled steel and electrogalvanized steel. The pretreatment composition includes: a Group IIIB and/or IVB metal; free fluoride; and molybdenum. The methods include contacting the metal substrates with the pretreatment composition.

No. of Pages : 36 No. of Claims : 47

(12) PATENT APPLICATION PUBLICATION
(19) INDIA
(22) Date of filing of Application :27/02/2015
(21) Application No.1665/DELNP/2015 A
(43) Publication Date : 03/07/2015

(54) Title of the invention : PHYSICAL SECURITY SYSTEM HAVING MULTIPLE SERVER NODES

(51) International classification :H04L12/16,G08B13/00,H04L12/24
(31) Priority Document No :13/607447
(32) Priority Date :07/09/2012
(33) Name of priority country :U.S.A.
(86) International Application No :PCT/CA2013/050690
Filing Date :06/09/2013
(87) International Publication No :WO 2014/036656
(61) Patent of Addition to Application Number :NA
Filing Date :NA
(62) Divisional to Application Number :NA
Filing Date :NA

(71)**Name of Applicant :**
1)AVIGILON CORPORATION
Address of Applicant :Box 378 #101 1001 West Broadway Vancouver BC V6H 4E4 Canada
(72)**Name of Inventor :**
1)LEE Ryan
2)MARLATT Shaun
3)ADAM Matthew
4)WIGHTMAN Ross
5)MAGOLAN Greg
6)MARTZ Andrew

(57) Abstract :
A physical security system having multiple server nodes may be built as a distributed network. To send data between the nodes in the network a first node may access a node identifier identifying a second node with both the first and second nodes forming at least part of a server cluster and the first node may then send the data to the second node. The node identifier forms at least part of cluster membership information identifying all and accessible by all server nodes in that server cluster. Functionality such as the ability to share views between system users and the ability for those users to control an unattended display may be implemented on a distributed network a federated network or another type of network.

No. of Pages : 76 No. of Claims : 57

(12) PATENT APPLICATION PUBLICATION
(21) Application No.1666/DELNP/2015 A
(19) INDIA
(22) Date of filing of Application :27/02/2015
(43) Publication Date : 03/07/2015

(54) Title of the invention : RAILWAY VEHICLE

(51) International classification :B61C17/00
(31) Priority Document No :2012212478
(32) Priority Date :26/09/2012
(33) Name of priority country :Japan
(86) International Application No :PCT/JP2013/001585
Filing Date :12/03/2013
(87) International Publication No :WO 2014/049895
(61) Patent of Addition to Application Number :NA
Filing Date :NA
(62) Divisional to Application Number :NA
Filing Date :NA

(71)**Name of Applicant :**
1)KABUSHIKI KAISHA TOSHIBA
Address of Applicant :1-1 Shibaura 1 chome Minato ku Tokyo 1058001 Japan
(72)**Name of Inventor :**
1)KANDA Masahiko

(57) Abstract :
A railway device according to an embodiment is equipped with devices (3, 30) air conditioning devices (4A, 4B) and ducts (5). The multiple devices are provided inside the vehicle compartment. The air conditioning devices (4A, 4B) are for conditioning air that flows inside the devices or inside the cases that house the devices. The ducts (5) are for circulating air between the air conditioning devices and the devices and have sections that extend along the front rear direction of the vehicle inside the vehicle compartment at locations close to walls of the vehicle compartment.

No. of Pages : 52 No. of Claims : 7

(12) PATENT APPLICATION PUBLICATION
(19) INDIA
(22) Date of filing of Application :23/02/2015
(21) Application No.1461/DELNP/2015 A
(43) Publication Date : 03/07/2015

(54) Title of the invention : CLEANING COMPOSITIONS COMPRISING STRUCTURED PARTICLES

(51) International classification :C11D3/08,C11D3/12,C11D7/14
(31) Priority Document No :61/699282
(32) Priority Date :10/09/2012
(33) Name of priority country :U.S.A.
(86) International Application No:PCT/US2013/058869
Filing Date :10/09/2013
(87) International Publication No :WO 2014/040010
(61) Patent of Addition to Application Number :NA
Filing Date :NA
(62) Divisional to Application Number :NA
Filing Date :NA

(71)**Name of Applicant :**
1)THE PROCTER & GAMBLE COMPANY
Address of Applicant :One Procter & Gamble Plaza Cincinnati Ohio 45202 U.S.A.
(72)**Name of Inventor :**
1)MORT Paul R. III
2)PALLARES GALVAN Francisco
3)CARAGAY Jose Rodel Mabilangan
4)RUBALCAVA TAYLOR Hiram Alejandro

(57) Abstract :
The present invention relates to a cleaning composition preferably a granular detergent product comprising a structured particle preferably in an agglomerated form comprising a cleaning active and a silica based structurant having a hydrated particle size distribution of no more than 30 wt% greater than 45 micrometers and a tapped bulk density of from about 200 g/L to about 300 g/L. Process for preparing the structured particle and methods of use are also disclosed.

No. of Pages : 70 No. of Claims : 25

(12) PATENT APPLICATION PUBLICATION
(19) INDIA
(22) Date of filing of Application :24/02/2015
(21) Application No.1524/DELNP/2015 A
(43) Publication Date : 03/07/2015

(54) Title of the invention : RETINOIDS AND USE THEREOF

(51) International classification :A61K31/07,A61K9/20,A61K9/48
(31) Priority Document No :13/594177
(32) Priority Date :24/08/2012
(33) Name of priority country :U.S.A.
(86) International Application No :PCT/US2013/048891
Filing Date :01/07/2013
(87) International Publication No :WO 2014/031242
(61) Patent of Addition to Application Number :NA
Filing Date :NA
(62) Divisional to Application Number :NA
Filing Date :NA

(71)**Name of Applicant :**
1)THE UAB RESEARCH FOUNDATION
Address of Applicant :701 20th Street South Birmingham AL 35294 U.S.A.
(72)**Name of Inventor :**
1)BROUILLETTE Wayne J.
2)MUCCIO Donal D.
3)ATIGADDA Venkatram Reddy
4)RUPPERT John M.
5)LOBO RUPPERT Susan M.

(57) Abstract :
The present invention provides new retinoid compounds and uses of the compounds in humans and animals for non neoplastic dermal or inflammatory conditions or disorders.

No. of Pages : 27 No. of Claims : 28

(12) PATENT APPLICATION PUBLICATION
(21) Application No.1525/DELNP/2015 A
(19) INDIA
(22) Date of filing of Application :24/02/2015
(43) Publication Date : 03/07/2015

(54) Title of the invention : GALVANIZED STEEL SHEET AND MANUFACTURING METHOD THEREFOR

(51) International classification :C23C2/06,C21D9/46,C22C18/00
(31) Priority Document No :2012172739
(32) Priority Date :03/08/2012
(33) Name of priority country :Japan
(86) International Application No :PCT/JP2013/071004
Filing Date :02/08/2013
(87) International Publication No :WO 2014/021452
(61) Patent of Addition to Application Number :NA
Filing Date :NA
(62) Divisional to Application Number :NA
Filing Date :NA

(71)**Name of Applicant :**
1)NIPPON STEEL & SUMITOMO METAL CORPORATION
Address of Applicant :6-1 Marunouchi 2 chome Chiyoda ku Tokyo 1008071 Japan
(72)**Name of Inventor :**
1)FUJITA Soshi
2)YAMANAKA Shintaro

(57) Abstract :
The present invention provides a galvanized steel sheet having excellent plating wettability and plating adhesion even when the base steel sheet contains Si and Mn, and provides a manufacturing method therefor. The galvanized steel sheet pertaining to the present invention includes a base steel plate containing Si, Mn, and other predetermined components, and a galvanized layer formed on at least one surface of the base steel plate. The base steel plate has an H A value and an H B that satisfy all of the following relational expressions, wherein HA is the average hardness of the surface layer that extends to a depth of 50 μrη from the inter - face between the base steel plate and the galvanized layer, and HB is the average hardness of deep portions in excess of 50 μrι from the interface. 50 ≤ H A ≤ 500 ... (1) 50 ≤ H B ≤ 500 ... (2) 0.5 ≤ HA/HB ≤ 0 . 9 ... (3)

No. of Pages : 72 No. of Claims : 6

(12) PATENT APPLICATION PUBLICATION
(19) INDIA
(22) Date of filing of Application :25/02/2015
(21) Application No.1588/DELNP/2015 A
(43) Publication Date : 03/07/2015

(54) Title of the invention : VAPOR PHASE PREPARATION OF FLUORIDED SOLID OXIDES

(51) International classification :B01J37/26,B01J27/12,C08F10/00
(31) Priority Document No :13/594906
(32) Priority Date :27/08/2012
(33) Name of priority country :U.S.A.
(86) International Application No :PCT/US2013/056606
Filing Date :26/08/2013
(87) International Publication No :WO 2014/035875
(61) Patent of Addition to Application Number :NA
Filing Date :NA
(62) Divisional to Application Number :NA
Filing Date :NA

(71)**Name of Applicant :**
1)CHEVRON PHILLIPS CHEMICAL COMPANY LP
Address of Applicant :10001 Six Pines Drive The Woodlands Texas 77380 U.S.A.
(72)**Name of Inventor :**
1)MCDANIEL Max P
2)COLLINS Kathy S
3)YANG Qing
4)CRAIN Tony R

(57) Abstract :
Methods for the vapor phase preparation of fluorided solid oxide activator supports using certain calcining temperatures and fluoriding temperatures are disclosed.

No. of Pages : 38 No. of Claims : 20

(12) PATENT APPLICATION PUBLICATION
(19) INDIA
(22) Date of filing of Application :25/02/2015
(21) Application No.1589/DELNP/2015 A
(43) Publication Date : 03/07/2015

(54) Title of the invention : AUTOINJECTOR

(51) International classification :A61M5/20,A61M5/315,A61M5/00
(31) Priority Document No :1259123
(32) Priority Date :27/09/2012
(33) Name of priority country :France
(86) International Application No :PCT/FR2013/051144
Filing Date :24/05/2013
(87) International Publication No :WO 2014/049214
(61) Patent of Addition to Application Number :NA
Filing Date :NA
(62) Divisional to Application Number :NA
Filing Date :NA

(71)**Name of Applicant :**
1)APTAR FRANCE SAS
Address of Applicant :BP G Le Prieur F 27110 Le Neubourg France
(72)**Name of Inventor :**
1)FABIEN David
2)MANSENCAL Antoine
3)WALTER Matthieu

(57) Abstract :
Autoinjector having a pre filled syringe a piston rod (1005) an injection spring (1008) a movable element (1004; 1006) an acoustic and/or tactile indicating device (1500) having a key (1121) said key having a shaft part (1120) which extends inside the piston rod (1005) and a head part (1122) said movable element having at least one deformable tab (1510; 1520) said piston rod (1005) exerting traction on said head part (1122) via said shaft part (1121) of said key (1120) at the end of injection thereby permitting a radial deformation of said at least one deformable tab and an axial movement of said movable element under the effect of said injection spring (1008) said movement generating an acoustic and/or tactile indication for the user.

No. of Pages : 73 No. of Claims : 11

(12) PATENT APPLICATION PUBLICATION
(19) INDIA
(22) Date of filing of Application :27/02/2015
(21) Application No.1658/DELNP/2015 A
(43) Publication Date : 03/07/2015

(54) Title of the invention : A METHOD FOR MATCHING REFRIGERATION LOAD TO COMPRESSOR CAPACITY

(51) International classification :F25B5/02,F25B6/00,F25B49/02
(31) Priority Document No :12008053.6
(32) Priority Date :30/11/2012
(33) Name of priority country :EPO
(86) International Application No:PCT/EP2013/074073
Filing Date :18/11/2013
(87) International Publication No :WO 2014/082888
(61) Patent of Addition to Application Number :NA
Filing Date :NA
(62) Divisional to Application Number :NA
Filing Date :NA

(71)**Name of Applicant :**
1)DANFOSS A/S
Address of Applicant :Nordborgvej 81 DK 6430 Nordborg Denmark
(72)**Name of Inventor :**
1)PRINS Jan
2)SCHMIDT Frede
3)GREEN Torben

(57) Abstract :
A method for controlling operation of a refrigeration system (1) comprising one or more refrigeration entities (4) is disclosed. Each entity controller (7) obtains a measure for an error value between the measured value of a compressor control parameter and a setpoint value (8) for the compressor control parameter and each entity controller (7) adjusts a refrigeration load of the corresponding refrigeration entity (4) to correspond to a cooling capacity of the compressor(s) (2) and in accordance with the obtained measure for an error value.

No. of Pages : 22 No. of Claims : 12

(12) PATENT APPLICATION PUBLICATION
(21) Application No.1540/DELNP/2015 A
(19) INDIA
(22) Date of filing of Application :24/02/2015
(43) Publication Date : 03/07/2015

(54) Title of the invention : MOBILITY CONTROL METHOD AND DEVICE IN MOBILE COMMUNICATIONS NETWORK

(51) International classification :H04W36/04
(31) Priority Document No :2012189473
(32) Priority Date :30/08/2012
(33) Name of priority country :Japan
(86) International Application No :PCT/JP2013/005039
Filing Date :27/08/2013
(87) International Publication No :WO 2014/034090
(61) Patent of Addition to Application Number :NA
Filing Date :NA
(62) Divisional to Application Number :NA
Filing Date :NA

(71)**Name of Applicant :**
1)NEC CORPORATION
Address of Applicant :7-1 Shiba 5 chome Minato ku Tokyo 1088001 Japan
(72)**Name of Inventor :**
1)UEDA Yoshio

(57) Abstract :
Set the priority for mobility control for each adjacent cell (22a, 29d) or each adjacent cell type in a mobile communications network comprising a plurality of cell (21a, 21b) types having different cell sizes and if a mobile terminal travels at a speed faster than a prescribed speed execute mobility control (operations 303-306) so as to select an adjacent cell having a lower priority than the current cell.

No. of Pages : 39 No. of Claims : 22

(12) PATENT APPLICATION PUBLICATION
(19) INDIA
(22) Date of filing of Application :24/02/2015
(21) Application No.1541/DELNP/2015 A
(43) Publication Date : 03/07/2015

(54) Title of the invention : APPARATUS AND METHOD FOR PROVIDING PRODUCT INFORMATION

(51) International classification	:G06K19/077,G06K7/00,G06K19/07
(31) Priority Document No	:13/616343
(32) Priority Date	:14/09/2012
(33) Name of priority country	:U.S.A.
(86) International Application No	:PCT/US2013/059664
Filing Date	:13/09/2013
(87) International Publication No	:WO 2014/043472
(61) Patent of Addition to Application Number	:NA
Filing Date	:NA
(62) Divisional to Application Number	:NA
Filing Date	:NA

(71)**Name of Applicant :**
1)THE GILLETTE COMPANY
Address of Applicant :World Shaving Headquarters IP/Legal Patent Department 3E One Gillette Park Boston Massachusetts 02127 U.S.A.
(72)**Name of Inventor :**
1)JOYCE Jonathan Livingston
2)STRIEMER Grant Edward
3)SHERMAN Faiz Feisal
4)AMANN Mathias
5)BOURILKOV Jordan Torodov
6)MORROW Mark Wayne
7)DE CASTRO Jose Tadeo Vergara
8)SPECHT Steven Jeffrey

(57) Abstract :
A sensor system comprises a tag. The tag comprises at least one sensor an analog to digital converter a passive radio frequency chip and a first antenna. The sensor is adapted to provide an output analogous to a change in an environment of the sensor. The sensor produces an analog output and includes output terminals. The analog to digital converter is adapted to convert an analog output of the sensor to a digital value. The analog to digital converter includes input and output terminals. The input terminals of the analog to digital converter are disposed in electrical communication with the output terminals of the sensor. The passive radio frequency chip comprises a memory element input terminals and output terminals. The input terminals are disposed in electrical communication with the output terminals of the analog to digital converter. The first antenna is disposed in electrical communication with the output terminals of the chip.

No. of Pages : 19 No. of Claims : 15

(12) PATENT APPLICATION PUBLICATION
(19) INDIA
(22) Date of filing of Application :26/02/2015
(21) Application No.1603/DELNP/2015 A
(43) Publication Date : 03/07/2015

(54) Title of the invention : METHOD FOR PARTIAL DEGRADATION OF GLUTEN

(51) International classification :C12R1/25,A21D8/04,A21D13/06
(31) Priority Document No :13/598515
(32) Priority Date :29/08/2012
(33) Name of priority country :U.S.A.
(86) International Application No :PCT/IT2013/000229
Filing Date :27/08/2013
(87) International Publication No :WO 2014/033765
(61) Patent of Addition to Application Number :NA
Filing Date :NA
(62) Divisional to Application Number :NA
Filing Date :NA

(71)**Name of Applicant :**
1)GIULIANI S.P.A.
Address of Applicant :Via Palagi 2 I 20129 Milano (MI) Italy
(72)**Name of Inventor :**
1)GUILIANI Giammaria
2)BENEDEUSI Anna
3)DI CAGNO Raffaella
4)RIZZELLO Carlo Giuseppe
5)DE ANGELIS Maria
6)GOBBETTI Marco
7)CASSONE Angela

(57) Abstract :
The present invention is directed to a method for preparing flour dough with reduced content of gluten starting from gluten containing cereals flours. In particular the invention is directed to the use of lactic acid bacteria and fungal enzymes for the partial degradation of gluten in wheat flour in order to obtain flour dough with residual gluten concentration from 20 000 80 000 ppm. The flour dough obtained by the method of the invention can be used to prepare food products with reduced gluten content.

No. of Pages : 39 No. of Claims : 14

(12) PATENT APPLICATION PUBLICATION
(21) Application No.1604/DELNP/2015 A
(19) INDIA
(22) Date of filing of Application :26/02/2015
(43) Publication Date : 03/07/2015

(54) Title of the invention : DISPLAY APPARATUS WHICH DISPLAYS A PLURALITY OF CONTENT VIEWS GLASSES APPARATUS WHICH SYNCHRONIZES WITH ONE OF THE CONTENT VIEWS AND METHODS THEREOF

(51) International classification :H04N13/04
(31) Priority Document No :1020120085290
(32) Priority Date :03/08/2012
(33) Name of priority country :Republic of Korea
(86) International Application No :PCT/KR2012/010740
Filing Date :11/12/2012
(87) International Publication No :WO 2014/021516
(61) Patent of Addition to Application Number :NA
Filing Date :NA
(62) Divisional to Application Number :NA
Filing Date :NA

(71)**Name of Applicant :**
1)SAMSUNG ELECTRONICS CO. LTD.
Address of Applicant :129 Samsung ro Yeongtong gu Suwon si Gyeonggi do 443 742 Republic of Korea
(72)**Name of Inventor :**
1)CHOI Nak won
2)SEO Je hwan
3)MIN Kwan sik
4)PARK Jung jin
5)YANG Geun sam
6)LEE Seung bok
7)HA Tae hyeun

(57) Abstract :
A display apparatus is provided. The display apparatus includes: a video processor which in a multi view mode processes a plurality of contents and generates a plurality of content views a display which displays the plurality of content views a sync signal generator which generates a sync signal regarding the plurality of content views a communicator which transmits the sync signal and a controller which upon communicating with a glasses apparatus transmits information on a target content view which is controllable from among the plurality of content views to the glasses apparatus. Accordingly a newly connected glasses apparatus may be directly synchronized with a target content view.

No. of Pages : 52 No. of Claims : 15

(12) PATENT APPLICATION PUBLICATION
(21) Application No.1670/DELNP/2015 A
(19) INDIA
(22) Date of filing of Application :27/02/2015
(43) Publication Date : 03/07/2015

(54) Title of the invention : IN SNOUT CONTAMINANT DISCHARGING APPARATUS

(51) International classification :C23C2/00
(31) Priority Document No :2012213293
(32) Priority Date :27/09/2012
(33) Name of priority country :Japan
(86) International Application No :PCT/JP2013/005650
Filing Date :25/09/2013
(87) International Publication No :WO 2014/050082
(61) Patent of Addition to Application Number :NA
Filing Date :NA
(62) Divisional to Application Number :NA
Filing Date :NA

(71)**Name of Applicant :**
1)JFE STEEL CORPORATION
Address of Applicant :2-3 Uchisaiwai cho 2 chome Chiyoda ku Tokyo 1000011 Japan
(72)**Name of Inventor :**
1)IWANE Keisuke
2)FUJISAWA Masanobu
3)FUKUSHIMA Tatsuya

(57) Abstract :
Provided is an in snout contaminant discharging apparatus that achieves high discharging efficiency without clogging of a transfer pipe. The in snout contaminant discharging apparatus discharges contaminants formed in a snout that has a tip immersed in a plating bath in a facility for continuous hot dip plating of a steel strip said in snout contaminant discharging apparatus comprising a transfer pipe that is composed of: a suction side pipe that is disposed inside the snout and sucks in contaminants inside of the snout; and a discharge side pipe that is disposed outside the snout and discharges the contaminants inside of the snout. A screw is inserted in the discharge side pipe and the screw is installed so as to be slanted relative to the plating bath surface.

No. of Pages : 18 No. of Claims : 3

(12) PATENT APPLICATION PUBLICATION
(21) Application No.1601/DELNP/2015 A
(19) INDIA
(22) Date of filing of Application :26/02/2015
(43) Publication Date : 03/07/2015

(54) Title of the invention : TRAIN CONTROL SYSTEM AND TRAIN CONTROL METHOD

(51) International classification :B61L23/14,B61L3/12
(31) Priority Document No :2012287515
(32) Priority Date :28/12/2012
(33) Name of priority country :Japan
(86) International Application No :PCT/JP2013/005317
Filing Date :09/09/2013
(87) International Publication No :WO 2014/103102
(61) Patent of Addition to Application Number :NA
Filing Date :NA
(62) Divisional to Application Number :NA
Filing Date :NA

(71)**Name of Applicant :**
1)KABUSHIKI KAISHA TOSHIBA
Address of Applicant :1-1 Shibaura 1 chome Minato ku Tokyo 1058001 Japan
(72)**Name of Inventor :**
1)YAMAMOTO Junko
2)SAKAMOTO Keiji
3)SUZUKI Mitsuaki

(57) Abstract :
A train control method which utilizes a ground radio communication unit which communicates with an onboard communication unit installed on a train and a balise which is installed at a predetermined stop position where the train stops and capable of communicating with the train and is used to calculate a stop limit position to be given to the train on the basis of information obtained via the ground radio communication unit in order to control the operation of the train in a predetermined section. When the radio communication between the onboard communication unit and the ground radio communication unit is disrupted a radio communication disruption setting section is set with the inclusion of the section where the radio communication is disrupted; the on track state of a train which is traveling inside the radio communication disruption setting section is estimated on the basis of a first stop limit position which causes the train to travel to the position of the balise or a second stop limit position which is set ahead of the communication disruption setting section and the last received position of the train; and the operation of the train is controlled on the basis of the estimated on track state of the train.

No. of Pages : 63 No. of Claims : 14

(12) PATENT APPLICATION PUBLICATION
(19) INDIA
(22) Date of filing of Application :26/02/2015
(21) Application No.1602/DELNP/2015 A
(43) Publication Date : 03/07/2015

(54) Title of the invention : REFRACTORY LINER STRUCTURE AND USE IN GLASS FUSION DRAW

(51) International classification :C03B13/00
(31) Priority Document No :61/676028
(32) Priority Date :26/07/2012
(33) Name of priority country :U.S.A.
(86) International Application No :PCT/US2013/052214
Filing Date :26/07/2013
(87) International Publication No :WO 2014/018838
(61) Patent of Addition to Application Number :NA
Filing Date :NA
(62) Divisional to Application Number :NA
Filing Date :NA

(71)**Name of Applicant :**
1)CORNING INCORPORATED
Address of Applicant :1 Riverfront Plaza Corning NY 14831 U.S.A.
(72)**Name of Inventor :**
1)KERSTING John Jerry
2)MILILLO Steven Michael
3)PASSMORE Jon Anthony
4)WELLES Andrew Voss

(57) Abstract :
An interlocking structure including: a top panel; a first wall and second wall; a first brace and a second brace each having interlocks that interlock with complementary interlocks on the top panel and at least one of the first and second walls. The structure can optionally have an additional interlocking joint for example a boss and via between the top panel and contact point(s) or contact regions of each wall and the interlocking joint can optionally have an adhesive seal to lock the optional interlocking joints. Also disclosed is a method of making the liner article and methods for using the article for forming glass as defined herein.

No. of Pages : 24 No. of Claims : 15

(12) PATENT APPLICATION PUBLICATION
(19) INDIA
(22) Date of filing of Application :27/02/2015
(21) Application No.1675/DELNP/2015 A
(43) Publication Date : 03/07/2015

(54) Title of the invention : GROUND ENGAGING TRACK SYSTEM LINK FOR A TRACK CHAIN AND METHOD

(51) International classification	:B62D55/18,B62D55/20,B62D55/205
(31) Priority Document No	:13/627063
(32) Priority Date	:26/09/2012
(33) Name of priority country	:U.S.A.
(86) International Application No	:PCT/US2013/061915
Filing Date	:26/09/2013
(87) International Publication No	:WO 2014/052586
(61) Patent of Addition to Application Number	:NA
Filing Date	:NA
(62) Divisional to Application Number	:NA
Filing Date	:NA

(71)**Name of Applicant :**
1)CATERPILLAR INC.
Address of Applicant :100 N.E. Adams Street Peoria IL 61629 9510 U.S.A.
(72)**Name of Inventor :**
1)BREWER Caroline Marie
2)XAVIER Martin Tagore Joseph
3)STEINER Kevin
4)AKINLUA Temitope Olayemi
5)HASSELBUSCH Michael
6)NENNE Timothy Michael

(57) Abstract :
A ground engaging track system (14) for a machine (10) includes a track (22) extending about a rotatable track engaging element (16) and having a track chain (24) with a plurality of elongate links (30) each including an upper rail surface (42) formed of a sacrificial wear material and having a convex longitudinal profile configured to delay scallop formation therein. A link (30) for a track chain (24) and related methodology are also disclosed.

No. of Pages : 17 No. of Claims : 10

(12) PATENT APPLICATION PUBLICATION
(19) INDIA
(22) Date of filing of Application :27/02/2015
(21) Application No.1676/DELNP/2015 A
(43) Publication Date : 03/07/2015

(54) Title of the invention : FLUID DYNAMIC BEARING DEVICE AND MOTOR WITH SAME

(51) International classification	:F16C33/10,F16C17/10,F16C33/12
(31) Priority Document No	:2012204096
(32) Priority Date	:18/09/2012
(33) Name of priority country	:Japan
(86) International Application No	:PCT/JP2013/072048
Filing Date	:19/08/2013
(87) International Publication No	:WO 2014/045772
(61) Patent of Addition to Application Number	:NA
Filing Date	:NA
(62) Divisional to Application Number	:NA
Filing Date	:NA

(71)**Name of Applicant :**
1)NTN CORPORATION
Address of Applicant :3-17 Kyomachibori 1 chome Nishi ku Osaka shi Osaka 5500003 Japan
(72)**Name of Inventor :**
1)KOMATSUBARA Shinji
2)KURIMURA Tetsuya
3)YAMAMOTO Yasuhiro

(57) Abstract :
A fluid dynamic bearing device (1) comprises: a bearing sleeve (8) affixed t o the inner periphery o f a housing (7); a shaft member (2) inserted in a removable manner into the inner periphery o f the bearing sleeve (8); an annular member (9) having an inner peripheral surface (9a) which forms a gap (Ga) i n the radial direction between the inner peripheral surface (9a) and the outer peripheral surface (2a) of the shaft member (2); and radial bearing sections (Rl, R2) and a thrust bearing section (T), which support the shaft member (2). A t least the radial bearing gap (Gr) of the radial bearing sections (Rl, R2) and a bottom gap (Gb) which receives the thrust bearing section (T) are filled with lubricating oil (11). The inner space of the housing (7) has an air gap section. If the width of the radial bearing gap (Gr) is 凵 and the width of the gap (Ga) in the radial direction is d2, the fluid bearing device (1) satisfies the relationship o f 30di ≤ d2 ≤ 250di.

No. of Pages : 48 No. of Claims : 9

(12) PATENT APPLICATION PUBLICATION
(19) INDIA
(22) Date of filing of Application :23/02/2015
(21) Application No.1480/DELNP/2015 A
(43) Publication Date : 03/07/2015

(54) Title of the invention : METHODS AND COMPOSITIONS FOR TREATMENT OF A GENETIC CONDITION

(51) International classification :C12N5/071
(31) Priority Document No :61/694693
(32) Priority Date :29/08/2012
(33) Name of priority country :U.S.A.
(86) International Application No :PCT/US2013/057214
Filing Date :29/08/2013
(87) International Publication No :WO 2014/036219
(61) Patent of Addition to Application Number :NA
Filing Date :NA
(62) Divisional to Application Number :NA
Filing Date :NA

(71)**Name of Applicant :**
1)SANGAMO BIOSCIENCES INC.
Address of Applicant :Point Richmond Tech Center 501 Canal Blvd. Suite A100 Richmond California 94804 U.S.A.
(72)**Name of Inventor :**
1)COST Gregory J.
2)GREGORY Philip D.
3)GUSCHIN Dmitry
4)HOLMES Michael C.
5)MILLER Jeffrey C.
6)PASCHON David
7)REBAR Edward J.
8)REIK Andreas
9)URNOV Fyodor
10)ZHANG Lei

(57) Abstract :
Methods and compositions for a genetic disease are provided.

No. of Pages : 145 No. of Claims : 16

(12) PATENT APPLICATION PUBLICATION
(21) Application No.1544/DELNP/2015 A
(19) INDIA
(22) Date of filing of Application :24/02/2015
(43) Publication Date : 03/07/2015

(54) Title of the invention : STORAGE APPARATUS AND DATA MANAGEMENT METHOD

(51) International classification :G06F3/06
(31) Priority Document No :NA
(32) Priority Date :NA
(33) Name of priority country :NA
(86) International Application No :PCT/JP2012/006548
Filing Date :12/10/2012
(87) International Publication No :WO 2014/057521
(61) Patent of Addition to Application Number :NA
Filing Date :NA
(62) Divisional to Application Number :NA
Filing Date :NA

(71)**Name of Applicant :**
1)HITACHI LTD.
Address of Applicant :6-6 Marunouchi 1 chome Chiyoda ku Tokyo 1008280 Japan
(72)**Name of Inventor :**
1)IWAMITSU Koji
2)AKUTSU Hiroaki
3)ENDO Daisuke

(57) Abstract :
A storage apparatus and a data management method that are cable of enhancing response performance on a real time basis are suggested. A storage apparatus for which a hierarchical data management system is adopted is designed so that when receiving a read request for a first logical area to which a first storage area of a first storage device in a virtual volume is allocated whether or not to migrate data which is stored in a first storage area of the first storage device to a storage area of a second storage device is decided according to an access frequency to the first logical area in synchronization with the read request; and when it is decided that the data stored in the first storage area of the first storage device should be migrated to the storage area of the second storage device the data in the first storage area of the first storage device is migrated to a second storage area of the second storage device and the second storage area of the second storage device is allocated to the first logical area in the virtual volume.

No. of Pages : 104 No. of Claims : 14

(12) PATENT APPLICATION PUBLICATION
(21) Application No.1545/DELNP/2015 A
(19) INDIA
(22) Date of filing of Application :24/02/2015
(43) Publication Date : 03/07/2015

(54) Title of the invention : SEMICONDUCTOR PORCELAIN COMPOSITION

(51) International classification	:H01G4/12, C04B35/465,
(31) Priority Document No	:NA
(32) Priority Date	: -
(33) Name of priority country	:
(86) International Application No	:PCT/JP2005/014769
Filing Date	:11/08/2005
(87) International Publication No	:WO 2007/023512
(61) Patent of Addition to Application Number	:NA
Filing Date	:NA
(62) Divisional to Application Number	:1137/DELNP/2008
Filed on	:08/02/2008

(71)**Name of Applicant :**
1)Hitachi Metals, Ltd.
Address of Applicant :2-1, Shibaura 1-chome, Minato-ku, Tokyo 105-8614, Japan
(72)**Name of Inventor :**
1)SHIMADA, Takeshi
2)MATSUMOTO, Kei
3)TERAO, Koichi
4)TOJI, Kazuya
5)NISHIKAWA, Kazuhiro

(57) Abstract :
A BaTiO3 based semiconductor ceramic composition wherein without using Pb, the Curie temperature thereof can be shifted in the positive direction and further the resistivity thereof at room temperature thereof is markedly lowered. In this composition, a part of Ba is replaced with element A1 (at least one of Na, K, Li) and element A2 (Bi), and further Ba is replaced with a specified amount of element Q. Alternatively, a part of Ba is replaced with element A1 (at least one of Na, K, Li) and element A2 (Bi), and further a part of Ti is replaced with a specified amount of element M. Consequently, this composition realizes optimum atomic valence control and enables substantial drop of resistivity at room temperature, thereby being most suitable for use in a PTC thermistor, a PTC heater, a PTC switch, a temperature detector, etc., in particular, a heater for automobile or the like.

No. of Pages : 18 No. of Claims : 3

(12) PATENT APPLICATION PUBLICATION
(21) Application No.1609/DELNP/2015 A
(19) INDIA
(22) Date of filing of Application :26/02/2015
(43) Publication Date : 03/07/2015

(54) Title of the invention : MULTIPLEXING AND QUANTIFICATION IN PCR WITH REDUCED HARDWARE AND REQUIREMENTS

(51) International classification :C12Q1/68,C12M1/38,C12N15/11
(31) Priority Document No :61/679547
(32) Priority Date :03/08/2012
(33) Name of priority country :U.S.A.
(86) International Application No :PCT/US2013/053512
Filing Date :02/08/2013
(87) International Publication No :WO 2014/022827
(61) Patent of Addition to Application Number :NA
Filing Date :NA
(62) Divisional to Application Number :NA
Filing Date :NA

(71)**Name of Applicant :**
1)CALIFORNIA INSTITUTE OF TECHNOLOGY
Address of Applicant :1200 E. California Blvd. M/C 210 85 Pasadena CA 91125 U.S.A.
(72)**Name of Inventor :**
1)MALIK Imran R.
2)MADERO Xiomara L.
3)GARCIA Erika F.
4)SHAH Sheel M.
5)SCHERER Axel

(57) Abstract :
Methods and algorithms for a multiplexed single detection channel amplification process and quantification of generated amplicons is presented. Various mathematical approaches for quantifying and verifying the amplicons in a reaction are presented. Usage of such methods and approaches allow upgrading of existing single and multiple channel instruments for further multiplexing capabilities.

No. of Pages : 48 No. of Claims : 39

(12) PATENT APPLICATION PUBLICATION
(21) Application No.1678/DELNP/2015 A
(19) INDIA
(22) Date of filing of Application :27/02/2015
(43) Publication Date : 03/07/2015

(54) Title of the invention : WAXY OXIDATION PRODUCTS OF RICE BRAN

(51) International classification :C08L91/06
(31) Priority Document No :10 2012 021 082.5
(32) Priority Date :20/10/2012
(33) Name of priority country :Germany
(86) International Application No :PCT/EP2013/003062
Filing Date :11/10/2013
(87) International Publication No :WO 2014/060082
(61) Patent of Addition to Application Number :NA
Filing Date :NA
(62) Divisional to Application Number :NA
Filing Date :NA

(71)**Name of Applicant :**
1)CLARIANT FINANCE (BVI) LIMITED
Address of Applicant :Citco Building Wickhams Cay P.O. Box 662 Road Town Tortola VIRGIN ISLANDS
(72)**Name of Inventor :**
1)HERRLICH Timo
2)WOLF Stefanie
3)FELL Rainer
4)HOHNER Gerd

(57) Abstract :
The invention relates to waxy oxidation products of rice bran which are characterized by an acid number measured according to DIN ISO 2114 of at least 70 mg KOH/g preferably at least 100 mg KOH/g most preferably at least 140 mg KOH/g and their use for producing synthetic ester waxes by esterification with one or more mono or polyvalent alcohols.

No. of Pages : 34 No. of Claims : 24

(12) PATENT APPLICATION PUBLICATION
(21) Application No.1679/DELNP/2015 A
(19) INDIA
(22) Date of filing of Application :27/02/2015
(43) Publication Date : 03/07/2015

(54) Title of the invention : INTERFACE AND FLUID TRANSFER SYSTEM

(51) International classification :G01N1/10,G01N1/22
(31) Priority Document No :61/738265
(32) Priority Date :17/12/2012
(33) Name of priority country :U.S.A.
(86) International Application No :PCT/US2013/075460
Filing Date :16/12/2013
(87) International Publication No :WO 2014/099811
(61) Patent of Addition to Application Number :NA
Filing Date :NA
(62) Divisional to Application Number :NA
Filing Date :NA

(71)**Name of Applicant :**
1)EMD MILLIPORE CORPORATION
Address of Applicant :290 Concord Road Billerica MA 01821 U.S.A.
(72)**Name of Inventor :**
1)SARAGOSA John
2)CIECIUCH John
3)KELLY James E.
4)MESSIER Luc
5)VIGORITO Nicholas

(57) Abstract :
A fluid transfer system (100) includes a transfer device (104) and an interface device (102). The transfer device (104) includes a fluid transfer member (164) and a transfer coupling member (125) to align the fluid transfer member (164) with the interface device (102). The interface device (102) includes a reservoir port (108) a fluid transfer member receptacle (144) an interface coupling member (124) and a reservoir valve (110). The interface coupling member (124) is configured to close the fluid transfer member receptacle (144) and to couple to the transfer coupling member (125) and open the fluid transfer member receptacle (144) to receive the fluid transfer member (164). The reservoir valve (110) e.g. a sliding seal is configured to close the reservoir port (108) from the fluid transfer member receptacle (144) and to open the reservoir port (108) to the fluid transfer member (164) when the fluid transfer member (164) is positioned in the fluid transfer member receptacle (144). The fluid transfer member (164) can include a plunger assembly configured to open and close the reservoir port (108).

No. of Pages : 117 No. of Claims : 120

(12) PATENT APPLICATION PUBLICATION
(19) INDIA
(22) Date of filing of Application :26/02/2015

(21) Application No.1611/DELNP/2015 A
(43) Publication Date : 03/07/2015

(54) Title of the invention : BEVERAGE DISPENSER

(51) International classification :B65D47/06,B65D83/00,B67D3/00
(31) Priority Document No :NA
(32) Priority Date :NA
(33) Name of priority country :NA
(86) International Application No :PCT/CN2012/001223
Filing Date :31/08/2012
(87) International Publication No :WO 2014/032208
(61) Patent of Addition to Application Number :NA
Filing Date :NA
(62) Divisional to Application Number :NA
Filing Date :NA

(71)**Name of Applicant :**
1)THE COCA COLA COMPANY
Address of Applicant :One Coca Cola Plaza NW Atlanta Georgia 30313 U.S.A.
(72)**Name of Inventor :**
1)GUI Quande
2)NORRIS Joseph
3)ZHANG Zhiwu
4)ZHAO Defei
5)GAMBLE Michael
6)XIE Wencai

(57) Abstract :
The disclosure provides a beverage dispenser (10) for mating with an inverted bottle containing a liquid beverage comprising: a closure (1) having an engagement portion for engaging with the mouth of the bottle; a dispensing tube (3) for dispensing the liquid beverage which is in fluid communication with the closure (1) a vent pipe (2) which is in fluid communication with the closure (1); a beverage valve assembly (4) having a tubular beverage housing (44) which is operable by a user to selectively allow the liquid beverage to be dispensed from the bottle. The beverage valve assembly (4) is movable continuously between a first position and a second position wherein when the beverage valve assembly (4) is at the first position both the dispensing tube (3) and the vent pipe (2) are in the closed state; and when the beverage valve assembly (4) is at the second position both the dispensing tube (3) and the vent pipe (2) are in the open state.

No. of Pages : 26 No. of Claims : 11

(12) PATENT APPLICATION PUBLICATION
(19) INDIA
(22) Date of filing of Application :26/02/2015
(21) Application No.1612/DELNP/2015 A
(43) Publication Date : 03/07/2015

(54) Title of the invention : COMPOSITIONS AND METHODS FOR DOUBLE ENCAPSULATION OF A VOLATILE COMPOUND

(51) International classification :C08K5/01,A01N25/12,A01N25/10
(31) Priority Document No :PCT/CN2012/081468
(32) Priority Date :17/09/2012
(33) Name of priority country :China
(86) International Application No :PCT/CN2013/071362
Filing Date :05/02/2013
(87) International Publication No :WO 2014/040402
(61) Patent of Addition to Application Number :NA
Filing Date :NA
(62) Divisional to Application Number :NA
Filing Date :NA

(71)**Name of Applicant :**
1)AGROFRESH INC.
Address of Applicant :400 Arcola Road PO Box 7000 Collegeville PA 19426 U.S.A.
(72)**Name of Inventor :**
1)LAO Christine Lihong
2)ZHANG Shiling
3)BECKER Christian
4)PANG Taylor Xiaoyi
5)SUN Tong
6)YANG Xiuhan Grace

(57) Abstract :
Disclosed are compositions methods and materials for delivering a cyclopropene or other active ingredient to a plant. Provided are compositions comprising double encapsulated particles having a waxy coating and being imbedded in a resin matrix. Such double encapsulated particles are further coated with Pickering particles and suspended in oil. The double encapsulated particles comprise a volatile compound (for example, 1-MCP complex powder) as an active ingredient. Also provided are methods for preparing such compositions and methods for using such compositions.

No. of Pages : 41 No. of Claims : 64

(12) PATENT APPLICATION PUBLICATION
(21) Application No.1681/DELNP/2015 A
(19) INDIA
(22) Date of filing of Application :27/02/2015
(43) Publication Date : 03/07/2015

(54) Title of the invention : DECODING DEVICE DECODING METHOD ENCODING DEVICE AND ENCODING METHOD

(51) International classification :H04N19/70,H04N19/85
(31) Priority Document No :2013182578
(32) Priority Date :03/09/2013
(33) Name of priority country :Japan
(86) International Application No :PCT/JP2014/072104
Filing Date :25/08/2014
(87) International Publication No :WO 2015/033809
(61) Patent of Addition to Application Number :NA
Filing Date :NA
(62) Divisional to Application Number :NA
Filing Date :NA

(71)**Name of Applicant :**
1)SONY CORPORATION
Address of Applicant :1-7-1 Konan Minato ku Tokyo 1080075 Japan
(72)**Name of Inventor :**
1)HATTORI Shinobu
2)ETO Hiroaki
3)TSURU Takumi
4)KANAI Kenichi
5)HAMADA Toshiya

(57) Abstract :
The present disclosure pertains to a decoding device a decoding method an encoding device and an encoding method with which the color gamut of an image to be encoded can be recognized accurately on the decoding side. A reception unit receives an encoded stream which contains encoded data for an image and color gamut information indicating the color gamut of the image from an encoding device transmitting the encoded stream. An extraction unit extracts the encoded data and the color gamut information from the encoded stream. A decoding unit decodes the encoded data and generates the image. The present disclosure can be applied to a decoding device or the like using a high efficiency video coding (HEVC) method for example.

No. of Pages : 154 No. of Claims : 15

(12) PATENT APPLICATION PUBLICATION
(21) Application No.1682/DELNP/2015 A
(19) INDIA
(22) Date of filing of Application :27/02/2015
(43) Publication Date : 03/07/2015

(54) Title of the invention : COMPOSITE ANTIBALLISTIC RADOME WALLS AND METHODS OF MAKING THE SAME

(51) International classification :F42B10/46,F41H5/04
(31) Priority Document No :61/713179
(32) Priority Date :12/10/2012
(33) Name of priority country :U.S.A.
(86) International Application No :PCT/EP2013/071193
Filing Date :10/10/2013
(87) International Publication No :WO 2014/057051
(61) Patent of Addition to Application Number :NA
Filing Date :NA
(62) Divisional to Application Number :NA
Filing Date :NA

(71)**Name of Applicant :**
1)DSM IP ASSETS B.V.
Address of Applicant :Het Overloon 1 NL 6411 TE Heerlen Netherlands
(72)**Name of Inventor :**
1)KOLAK Lewis
2)MIROTZNIK Mark

(57) Abstract :
Composite radome wall structures (10) exhibit both antiballistic and radar transparency properties and include an antiballistic internal solid void free core (12) and external antireflective (AR) surface layers (14-1, 14-2) which sandwich the core. The antiballistic core (12) can be a compressed stack of angularly biased unidirectional polyethylene monolayers formed of tapes and/or fibers. Face sheets (16-1, 16-2) and/or one or more impedance matching layers may optionally be positioned between the antiballistic core (12) and one (or both) of the external AR layers (14-1, 14-2) so as to bond the core to the AR surface layer(s) and/or selectively tune the radome wall structure to the frequency of transmission and reception associated with the radar system.

No. of Pages : 24 No. of Claims : 21

(12) PATENT APPLICATION PUBLICATION
(21) Application No.1559/DELNP/2015 A
(19) INDIA
(22) Date of filing of Application :25/02/2015
(43) Publication Date : 03/07/2015

(54) Title of the invention : MOTOR VEHICLE DOOR LOCK

(51) International classification :E05B77/34
(31) Priority Document No :20 2012 007 325.7
(32) Priority Date :31/07/2012
(33) Name of priority country :Germany
(86) International Application No :PCT/DE2013/000411
Filing Date :25/07/2013
(87) International Publication No :WO 2014/019565
(61) Patent of Addition to Application Number :NA
Filing Date :NA
(62) Divisional to Application Number :NA
Filing Date :NA

(71)**Name of Applicant :**
1)KIEKERT AKTIENGESELLSCHAFT
Address of Applicant :Hseler Platz 2 42579 Heiligenhaus Germany
(72)**Name of Inventor :**
1)MITTELBACH Stephan

(57) Abstract :
The invention relates to a motor vehicle door lock having at least one housing (3) and at least one lever (5) mounted rotatably about an axis (4) in the housing (3) wherein the lever (5) can be coupled to an actuating element (6) disposed outside the housing (3) and for this purpose passes through an opening in the housing (7) and the lever (5) has a cover (8) which substantially completely closes the housing opening (7) when viewed over the entire travel path (s) thereof.

No. of Pages : 14 No. of Claims : 14

(12) PATENT APPLICATION PUBLICATION
(21) Application No.1624/DELNP/2015 A
(19) INDIA
(22) Date of filing of Application :26/02/2015
(43) Publication Date : 03/07/2015

(54) Title of the invention : ANTI CORROSIVE ZINC PRIMER COATING COMPOSITIONS COMPRISING HOLLOW GLASS SPHERES AND A CONDUCTIVE PIGMENT

(51) International classification :C09D5/10,C09D5/24,C09D7/12
(31) Priority Document No :12182173.0
(32) Priority Date :29/08/2012
(33) Name of priority country :EPO
(86) International Application No:PCT/EP2013/064867
Filing Date :12/07/2013
(87) International Publication No :WO 2014/032844
(61) Patent of Addition to Application Number :NA
Filing Date :NA
(62) Divisional to Application Number :NA
Filing Date :NA

(71)**Name of Applicant :**
1)HEMPEL A/S
Address of Applicant :Lundtoftegrdsvej 91 DK 2800 Kgs. Lyngby Denmark
(72)**Name of Inventor :**
1)COLOMINAS TUTUSAUS Salvador
2)ARIAS CODOLAR Santiago
3)SCHANDEL Torben
4)ALHAMBRA REDONDO Tom¡s
5)PAULSEN Andreas Lundtang

(57) Abstract :
The present invention concerns anti corrosive coating compositions in particular coating compositions for protecting iron and steel structures. In particular the present invention relates to coating compositions comprising particulate zinc conductive pigments and hollow glass microspheres e.g. epoxy based coatings. The invention furthermore concerns a kit of parts containing the composition a method for its application as well as metal structures coated with the composition.

No. of Pages : 54 No. of Claims : 19

(12) PATENT APPLICATION PUBLICATION
(21) Application No.1625/DELNP/2015 A
(19) INDIA
(22) Date of filing of Application :26/02/2015
(43) Publication Date : 03/07/2015

(54) Title of the invention : ACID IN OIL EMULSION COMPOSITIONS AND METHODS FOR TREATING HYDROCARBON BEARING FORMATIONS

(51) International classification :C09K8/60,C09K8/80,E21B43/26
(31) Priority Document No :13/610253
(32) Priority Date :11/09/2012
(33) Name of priority country :U.S.A.
(86) International Application No :PCT/US2013/054344
Filing Date :09/08/2013
(87) International Publication No :WO 2014/042792
(61) Patent of Addition to Application Number :NA
Filing Date :NA
(62) Divisional to Application Number :NA
Filing Date :NA

(71)**Name of Applicant :**
1)BAKER HUGHES INCORPORATED
Address of Applicant :P.O. Box 4740 Houston Texas 77210 4740 U.S.A.
(72)**Name of Inventor :**
1)BERRY Sandra L.
2)BOLES Joel L.
3)IZUNDU Kimberly

(57) Abstract :
Disclosed herein is an acid in oil emulsion composition comprising an emulsifying agent; a dispersion agent; a base oil; and an acid wherein the acid in oil emulsion composition is substantially devoid of priority pollutants. Disclosed herein too is a method for treating a hydrocarbon bearing formation comprising blending an emulsifying agent a base oil and an acid to produce an acid in oil emulsion the acid in oil emulsion being substantially devoid of priority pollutants; and discharging the acid in oil emulsion into a downhole hydrocarbon bearing well formation where the acid in oil emulsion is operative to stimulate hydrocarbon production.

No. of Pages : 28 No. of Claims : 23

(12) PATENT APPLICATION PUBLICATION
(19) INDIA
(22) Date of filing of Application :28/02/2015
(21) Application No.1693/DELNP/2015 A
(43) Publication Date : 03/07/2015

(54) Title of the invention : REFRIGERATED SALES CABINET

(51) International classification :A47F3/04
(31) Priority Document No :NA
(32) Priority Date :NA
(33) Name of priority country :NA
(86) International Application No :PCT/EP2012/068776
Filing Date :24/09/2012
(87) International Publication No :WO 2014/044330
(61) Patent of Addition to Application Number :NA
Filing Date :NA
(62) Divisional to Application Number :NA
Filing Date :NA

(71)**Name of Applicant :**
1)CARRIER CORPORATION
Address of Applicant :One Carrier Place Farmington Connecticut 06034 U.S.A.
(72)**Name of Inventor :**
1)MILLE Sophie
2)WANG ZhenYu

(57) Abstract :
A refrigerated sales cabinet (20) comprises a cabinet body (22) providing a refrigerated sales space for supporting refrigerated goods to be presented therein; at least one door (38); and a door frame (21) having a top post (34) a bottom post (36) and at least two upright posts (32). At least one of the posts (32, 34, 36) comprises a main body (4) having a constant cross section including a rear wall portion (4a) two side wall portions (4b) respectively extending forward from the rear wall portion (4a) and a support member (4c) extending between the two side wall portions (4b). An insulating front element (9) is attached to the support member (4c) by means of at least one connection element (8a, 8b) located in a central area of the support member (4c) of the main body (4) the central area laterally spaced apart from the two side wall portions (4b). The width of the area of contact at the connection element (8a, 8b) between the insulating front element (9) and the support member (4c) seen in a cross sectional view is less than 10 % of the width of the support member (4c).

No. of Pages : 27 No. of Claims : 25

(12) PATENT APPLICATION PUBLICATION
(21) Application No.1694/DELNP/2015 A
(19) INDIA
(22) Date of filing of Application :28/02/2015
(43) Publication Date : 03/07/2015

(54) Title of the invention : METHODS AND SYSTEMS FOR COORDINATION OF ASEPTIC STERILIZATION AND ASEPTIC PACKAGE FILLING RATE

(51) International classification :B65B55/12
(31) Priority Document No :61/704709
(32) Priority Date :24/09/2012
(33) Name of priority country :U.S.A.
(86) International Application No :PCT/IB2013/058703
Filing Date :20/09/2013
(87) International Publication No :WO 2014/045238
(61) Patent of Addition to Application Number :NA
Filing Date :NA
(62) Divisional to Application Number :NA
Filing Date :NA

(71)**Name of Applicant :**
1)NESTEC S.A.
Address of Applicant :Avenue Nestle 55 CH 1800 Vevey Switzerland
(72)**Name of Inventor :**
1)CUMMINGS Daniel Louis

(57) Abstract :
The present disclosure provides methods and systems for coordinating and balancing continuous product production including continuous flow processes such as aseptic sterilization with package filling rate. The methods and systems include an averaging level control scheme to actively manage the balance between the continuous flow rate and the package filling rate. The methods and systems allow the flow rate to be adjusted for changes in the package filling rate preventing a need for stoppage of the continuous product production.

No. of Pages : 18 No. of Claims : 20

(12) PATENT APPLICATION PUBLICATION
(21) Application No.1648/DELNP/2015 A
(19) INDIA
(22) Date of filing of Application :27/02/2015
(43) Publication Date : 03/07/2015

(54) Title of the invention : VISUAL FIELD DISPLAY SYSTEM VISUAL FIELD DISPLAY METHOD AND VISUAL FIELD DISPLAY PROGRAM

(51) International classification :H04N7/18,H04N5/225
(31) Priority Document No :2012267552
(32) Priority Date :06/12/2012
(33) Name of priority country :Japan
(86) International Application No :PCT/JP2013/007024
Filing Date :29/11/2013
(87) International Publication No :WO 2014/087620
(61) Patent of Addition to Application Number :NA
Filing Date :NA
(62) Divisional to Application Number :NA
Filing Date :NA

(71)**Name of Applicant :**
1)NEC CORPORATION
Address of Applicant :7-1 Shiba 5 chome Minato ku Tokyo 1088001 Japan
(72)**Name of Inventor :**
1)IKEDA Hiroo

(57) Abstract :
Provided is a visual field display system that can present to a user in an easily understood manner the range that a camera can image of the entirety of a monitoring subject or a portion that is at least a certain amount of the monitoring subject. A projection unit (5) projects a position in an image obtained from the camera to a plurality of monitoring regions that are regions resulting from a monitoring subject region stipulating a range that is the subject of confirming the imaging state of the camera being moved in parallel and that are regions stipulated on the basis of the height of the monitoring subject imaged by the camera and identifies the visual field that is the range that the camera can image without being obstructed by an obstacle. A combining unit (6) combines the visual fields within each monitoring region. A display control unit (7) displays the visual field combining result at a display device.

No. of Pages : 106 No. of Claims : 20

(12) PATENT APPLICATION PUBLICATION
(21) Application No.1649/DELNP/2015 A
(19) INDIA
(22) Date of filing of Application :27/02/2015
(43) Publication Date : 03/07/2015

(54) Title of the invention : METHODS AND COMPOSITIONS FOR TREATING A SUBTERRANEAN FORMATION WITH SALT TOLERANT CEMENT SLURRIES

(51) International classification :C04B22/08,C04B7/14,C04B18/04
(31) Priority Document No :61/707128
(32) Priority Date :28/09/2012
(33) Name of priority country :U.S.A.
(86) International Application No :PCT/US2013/060843
Filing Date :20/09/2013
(87) International Publication No :WO 2014/052182
(61) Patent of Addition to Application Number :NA
Filing Date :NA
(62) Divisional to Application Number :NA
Filing Date :NA

(71)**Name of Applicant :**
1)HALLIBURTON ENERGY SERVICES INC.
Address of Applicant :10200 Bellaire Boulevard Houston TX 77072 U.S.A.
(72)**Name of Inventor :**
1)RAVI Krishna M.
2)PATIL Rahul Chandrakant
3)PATIL Sandip Prabhakar
4)BOSE Sohini
5)DESHPANDE Abhimanyu

(57) Abstract :
Methods and compositions for treating a subterranean formation with salt tolerant cement slurries including treating a salt containing subterranean formation having sodium salts potassium salts magnesium salts calcium salts or any combination thereof comprising : providing a salt tolerant cement slurry comprising : a base fluid a cementitious material a pozzolanic material a salt tolerant fluid loss additive a salt additive and optionally an elastomer a weight additive a fluid loss intensifier a strengthening agent a dispersant or any combination thereof; introducing the salt tolerant cement slurry into the subterranean formation; and allowing the salt tolerant cement slurry to set.

No. of Pages : 34 No. of Claims : 20

(12) PATENT APPLICATION PUBLICATION
(21) Application No.1791/DEL/2008 A
(19) INDIA
(22) Date of filing of Application :29/07/2008
(43) Publication Date : 03/07/2015

(54) Title of the invention : SPECIFICATION-ATTACHING APPARATUS

(51) International classification :G09F3/02
(31) Priority Document No :NA
(32) Priority Date :NA
(33) Name of priority country :NA
(86) International Application No :NA
Filing Date :NA
(87) International Publication No :NA
(61) Patent of Addition to Application Number :NA
Filing Date :NA
(62) Divisional to Application Number :NA
Filing Date :NA

(71)**Name of Applicant :**
1)CVC TECHNOLOGIES, INC.
Address of Applicant :NO. 361, JEN-HUARD., TA-LI CITY, TAICHUNG HSIEN TAIWAN.
(72)**Name of Inventor :**
1)SHENG-HUI YANG

(57) Abstract :
A specification-attaching apparatus includes a transferring unit (2) for transferring a specification (10) fed from a specificationfeeding unit (4) to an attaching unit (5) that includes a suction member (55) movable, in response to rotation of a pivot rod (52), in sequence among angularly spaced sucking, standby and releasing positions (Li. L2. L3) . The suction member (55) is operable soasto switch fromanon-sucking state to a sucking state when at the sucking position (Li), therebysuckingthe specification (10) transferredfroni. the transferring unit (2) and to switch from the sucking state to the nonsucking state when at the releasing position (L3), therebyreleasingthe specification (10) sucked thereby. A container (9) sprayed with glue (81) byaglue-sprayingunit (8) isconveyedbyamotordriven container conveying unit (7) to move in synchronization with and contact the suctionmember (55) during movement of the suction member (55) from the standby position (L2) to the releasing position (L3) so that the specification (10) is attached to the container (9)

No. of Pages : 35 No. of Claims : 11

(12) PATENT APPLICATION PUBLICATION
(21) Application No.1792/DEL/2008 A
(19) INDIA
(22) Date of filing of Application :29/07/2008
(43) Publication Date : 03/07/2015

(54) Title of the invention : CIRCULATING CONVEYING SYSTEM

(51) International classification :F17D1/00
(31) Priority Document No :NA
(32) Priority Date :NA
(33) Name of priority country :NA
(86) International Application No :NA
Filing Date :NA
(87) International Publication No :NA
(61) Patent of Addition to Application Number :NA
Filing Date :NA
(62) Divisional to Application Number :NA
Filing Date :NA

(71)**Name of Applicant :**
1)HSI-FA CHUANG
Address of Applicant :NO. 186-8, TUNG HO ROAD, TSAO TUN TOWN, NANTOU HSIEN, TAIWAN.
(72)**Name of Inventor :**
1)HSI-FA CHUANG

(57) Abstract :
A circulating conveying system includes a track (11, 11) extending along a longitudinal axis (100) , a plurality of auxiliary rollers (12) spaced apart from each other along the length of the track (11, 11), a conveyor belt (20) extending along the length of the track (11, 11), and a drive mechanism (30) to drive the conveyor belt (20) to circulate along the track (11, 11). The track (11, 11) includes two limiting track plates (111) spaced apart from each other along a transverse direction (200) which is transverse to the longitudinal axis (100), and two limiting members (112) connected respectively to the limiting track plates (111) . The conveyor belt (20) is disposed between the limiting track plates (111), is in contact with the auxiliary rollers (12), and has a plurality of pivot rods (22), and a plurality of caterpillar block units (21) that are arranged in series along the length of the track (11, 11) and that are pivoted to each other through the pivot rods (22) .

No. of Pages : 26 No. of Claims : 10

(12) PATENT APPLICATION PUBLICATION
(21) Application No.1434/DELNP/2015 A
(19) INDIA
(22) Date of filing of Application :20/02/2015
(43) Publication Date : 03/07/2015

(54) Title of the invention : DESIGNS FOR CONTROL ON SOLAR POWER SYSTEM WITH EXTREME LOW ENERGY CONSUMPTION

(51) International classification :H05B37/02,F21S9/03
(31) Priority Document No :13/584198
(32) Priority Date :13/08/2012
(33) Name of priority country :U.S.A.
(86) International Application No :PCT/US2013/025779
Filing Date :12/02/2013
(87) International Publication No :WO 2014/028047
(61) Patent of Addition to Application Number :NA
Filing Date :NA
(62) Divisional to Application Number :NA
Filing Date :NA

(71)**Name of Applicant :**
1)LT LIGHTING (TAIWAN) CORP.
Address of Applicant :No. 1 Li hsin Rd. V Hsinchu Science based Industrial Park Hsinchu 300 Taiwan
(72)**Name of Inventor :**
1)SHUY Geoffrey Wen tai
2)CHANG Wen Ten
3)LAI Hsin chen

(57) Abstract :
This patent discloses designs of a controller for a solar powered LED lamp system. The control unit includes a controller that has a switching network and that selectively charges a battery from a solar panel and selectively discharges the battery to power a lamp. The lamp itself includes a second part of the control unit that prevents over charge and under charge conditions of the battery. This may be accomplished using a low power passive network of LEDs and resistors leaving the controller itself to only perform switching. Thus the power consumed by the controller and by the LED lamp system as a whole may be significantly reduced.

No. of Pages : 33 No. of Claims : 22

(12) PATENT APPLICATION PUBLICATION
(19) INDIA
(22) Date of filing of Application :20/02/2015
(21) Application No.1435/DELNP/2015 A
(43) Publication Date : 03/07/2015

(54) Title of the invention : A SKIN ENGAGING SHAVING AID MEMBER COMPRISING AT LEAST ONE THERMALLY RESILIENT SENSATE

(51) International classification :A61Q9/02,A61K8/81,A61K8/86
(31) Priority Document No :61/707013
(32) Priority Date :28/09/2012
(33) Name of priority country :U.S.A.
(86) International Application No :PCT/US2013/061583
Filing Date :25/09/2013
(87) International Publication No:WO 2014/052389
(61) Patent of Addition to Application Number :NA
Filing Date :NA
(62) Divisional to Application Number :NA
Filing Date :NA

(71)**Name of Applicant :**
1)THE GILLETTE COMPANY
Address of Applicant :World Shaving Headquarters IP/Legal Patent Department 3E One Gillette Park Boston Massachusetts 02127 U.S.A.
(72)**Name of Inventor :**
1)WANG Xiandong
2)JABALPURWALA Fatima Abdulhussain
3)BAKES Katharine Anne

(57) Abstract :
A skin engaging shaving aid member suitable for use in a shaving device said skin engaging shaving aid member comprising a thermally resilient sensate such as N-substituted menthanecarboxamide.

No. of Pages : 32 No. of Claims : 15

(12) PATENT APPLICATION PUBLICATION
(19) INDIA
(22) Date of filing of Application :25/02/2015
(21) Application No.1565/DELNP/2015 A
(43) Publication Date : 03/07/2015

(54) Title of the invention : HIGHLY DURABLE ANTI REFLECTIVE COATINGS

(51) International classification :C09D183/00,C09D183/06,G02B1/10
(31) Priority Document No :61/695822
(32) Priority Date :31/08/2012
(33) Name of priority country :U.S.A.
(86) International Application No :PCT/US2013/029001
Filing Date :05/03/2013
(87) International Publication No :WO 2014/035468
(61) Patent of Addition to Application Number :NA
Filing Date :NA
(62) Divisional to Application Number :NA
Filing Date :NA

(71)**Name of Applicant :**
1)HONEYWELL INTERNATIONAL INC.
Address of Applicant :Patent Services M/S AB/2B 101 Columbia Road P. O. Box 2245 Morristown New Jersey 07962 2245 U.S.A.
(72)**Name of Inventor :**
1)MUKHOPADHYAY Sudip
2)GEBREBRHAN Amanuel
3)KOROLEV Boris
4)VARAPRASAD Desaraju
5)LIU Ya Qun
6)JIANG Yunzi

(57) Abstract :
A chemically modified anti reflective (AR) coating is provided having improved durability. The AR coating may be a polymerized alkoxy siloxane based material that includes a densifier in the form of an organic or inorganic phosphorus (P) based compound boron (B) based compound antimony (Sb) based compound bismuth (Bi) based compound lead (Pb) based compound arsenic (As) based compound or combinations thereof. At least one residue of the densifier may be chemically and/or physically incorporated into the polymerized alkoxy siloxane based material.

No. of Pages : 50 No. of Claims : 30

(12) PATENT APPLICATION PUBLICATION
(19) INDIA
(22) Date of filing of Application :26/02/2015
(21) Application No.1632/DELNP/2015 A
(43) Publication Date : 03/07/2015

(54) Title of the invention : CAPSULE STORAGE

(51) International classification :A47J31/36
(31) Priority Document No :12183553.2
(32) Priority Date :07/09/2012
(33) Name of priority country :EPO
(86) International Application No :PCT/EP2013/068416
Filing Date :06/09/2013
(87) International Publication No :WO 2014/037474
(61) Patent of Addition to Application Number :NA
Filing Date :NA
(62) Divisional to Application Number :NA
Filing Date :NA

(71)**Name of Applicant :**
1)NESTEC S.A.
Address of Applicant :Av. Nestl 55 CH 1800 Vevey Switzerland
(72)**Name of Inventor :**
1)AGON Fabien Ludovic
2)MAGATTI Marco
3)PHAN Minh Quan

(57) Abstract :
The invention pertains to the field of the beverage preparation machines having an ingredient processing module for preparing a beverage with at least one ingredient supplied with a capsule (5) and their accessories. In particular the invention relates to a device comprising a container (102) for storing capsules (5) containing an ingredient (50 for preparing a beverage using a beverage preparation machine characterised in that the device further comprises: a first interface (104) for communicating with a module (108); a user interface having a first element (112) switchable into at least a first state; a controler configured to send information to the module (108) through the first interface (104) when the first element (112) is switched into the first state.

No. of Pages : 28 No. of Claims : 18

(12) PATENT APPLICATION PUBLICATION
(19) INDIA
(22) Date of filing of Application :26/02/2015
(21) Application No.1633/DELNP/2015 A
(43) Publication Date : 03/07/2015

(54) Title of the invention : METHOD FOR PRODUCING A CYCLIC PEPTIDE

(51) International classification :C07K1/12,C12P21/02,C07K7/50
(31) Priority Document No :12185649.6
(32) Priority Date :24/09/2012
(33) Name of priority country :EPO
(86) International Application No :PCT/EP2013/069587
Filing Date :20/09/2013
(87) International Publication No :WO 2014/044803
(61) Patent of Addition to Application Number :NA
Filing Date :NA
(62) Divisional to Application Number :NA
Filing Date :NA

(71)**Name of Applicant :**
1)DSM SINOCHEM PHARMACEUTICALS NETHERLANDS B.V.
Address of Applicant :P.O.Box 245 Alexander Fleminglaan 1 NL 2613 AX Delft Netherlands
(72)**Name of Inventor :**
1)LAAN VAN DER Jan Metske
2)KERKMAN Richard
3)LUITEN Rudolf Gijsbertus Marie
4)BERG VAN DEN Marco Alexander

(57) Abstract :
The present invention relates to a method for producing a cyclic peptide compound or a salt thereof which comprises contacting a cyclic lipopeptide compound or a salt thereof with an acylase derived from a microorganism belonging to the genus Pseudomonas to deacylate the lipid acyl moiety of said cyclic lipopeptide.

No. of Pages : 36 No. of Claims : 12

(12) PATENT APPLICATION PUBLICATION
(21) Application No.2425/DEL/2014 A
(19) INDIA
(22) Date of filing of Application :26/08/2014
(43) Publication Date : 03/07/2015

(54) Title of the invention : A SYSTEM FOR CONVERTING BETWEEN HIGHER-LAYER PACKETS AND LOWER-LAYER PACKETS, A METHOD AND A BASE STATION SERVER THEREOF •

(51) International classification :H04W80/00
(31) Priority Document No :61/873,130
(32) Priority Date :03/09/2013
(33) Name of priority country :U.S.A.
(86) International Application No :NA
Filing Date :NA
(87) International Publication No : NA
(61) Patent of Addition to Application Number :NA
Filing Date :NA
(62) Divisional to Application Number :NA
Filing Date :NA

(71)**Name of Applicant :**
1)CELLOS SOFTWARE LTD
Address of Applicant :Level 42, 80 Collins Street Melbourne VIC 3000 Australia
(72)**Name of Inventor :**
1)FRANK PETER SAVAGLIO
2)MADHUSUDAN PURUSHOTTAMDAS PANDYA

(57) Abstract :
A system and a method for conversion between higher-layer packets and lower-layer packets are provided. The system includes a downlink base station server and an uplink base station client. The downlink base station server performs conversion of at least one downlink higher-layer packet to at least one downlink lower-layer packet by receiving at least one said downlink higher-layer packet, converting at least one said downlink higher-layer packet to at least one said downlink lower-layer packet, and transmitting at least one downlink lower-layer packet to a downlink base station client for transmission over a downlink channel to a downlink user device. The uplink base station client performs conversion of at least one uplink lower-layer packet to at least one uplink higher-layer packet and transmits at least one said uplink higher-layer packet to an uplink base station server.

No. of Pages : 57 No. of Claims : 23

(12) PATENT APPLICATION PUBLICATION
(21) Application No.1626/DELNP/2015 A
(19) INDIA
(22) Date of filing of Application :26/02/2015
(43) Publication Date : 03/07/2015

(54) Title of the invention : RISK-MANAGED, SINGLE-USE, PRE-CALIBRATED, PRE-STERILIZED SENSORS FOR USE IN BIO-PRO CESSING APPLICATIONS

(51) International classification :G06F19/00,G01F1/00,G01N27/417
(31) Priority Document No :61/697421
(32) Priority Date :06/09/2012
(33) Name of priority country :U.S.A.
(86) International Application No :PCT/US2013/058208
Filing Date :05/09/2013
(87) International Publication No :WO 2014/039640
(61) Patent of Addition to Application Number :NA
Filing Date :NA
(62) Divisional to Application Number :NA
Filing Date :NA

(71)**Name of Applicant :**
1)PARKER HANNIFIN CORPORATION
Address of Applicant :6035 Parkland Boulevard Cleveland OH 44124 U.S.A.
(72)**Name of Inventor :**
1)SCHICK Karl G.
2)UHEN David

(57) Abstract :
Single-use, pre-sterilized, and pre-calibrated, prevalidated sensors are provided. These sensors are designed to store sensor-specific information, such as calibration and production information, in a non-volatile memory chip on the sensor or in a barcode printed on the sensor. These sensors may be utilized with in-line systems, closed fluid circuits, bioprocessing systems, or systems which require an aseptic environment while avoiding or reducing cleaning procedures and quality assurance variances. The sensors exhibit both their primary sensing function such as conductivity, pH level, dissolved oxygen, pressure or temperature, as well as at least one secondary sensing function of risk management or risk mitigation.

No. of Pages : 54 No. of Claims : 27

(12) PATENT APPLICATION PUBLICATION
(19) INDIA
(22) Date of filing of Application :26/02/2015

(21) Application No.1628/DELNP/2015 A
(43) Publication Date : 03/07/2015

(54) Title of the invention : A TOY BUILDING SET

(51) International classification	:A63H33/08,A63H33/06,A63H17/06
(31) Priority Document No	:PA 2012 70554
(32) Priority Date	:11/09/2012
(33) Name of priority country	:Denmark
(86) International Application No	:PCT/DK2013/050288
Filing Date	:10/09/2013
(87) International Publication No	:WO 2014/040602
(61) Patent of Addition to Application Number	:NA
Filing Date	:NA
(62) Divisional to Application Number	:NA
Filing Date	:NA

(71)**Name of Applicant :**
1)LEGO A/S
Address of Applicant :…stvej 1 DK 7190 Billund Denmark
(72)**Name of Inventor :**
1)SCHILDKNECHT HOˆ Mikkel
2)RYAA Jan

(57) Abstract :
A toy building set comprising a first and a second building element wherein the first building element is provided with a first type of hinge part and the second building element is provided with a second type of hinge part wherein the first and second types of hinge parts are configured complementarily in such a way that the hinge parts on the first and second elements can be releasably interconnected to the effect that they form a hinged joint between the building elements whereby the building elements can be mutually rotated about the common hinge axis defined at the hinged joint wherein the toy building set further comprises at least one third building element comprising a third type of hinge part which is complementarily configured in such a way that the hinge parts on the first and third elements can be interconnected whereby both the second type and the third type of hinge parts are provided with a toothing.

No. of Pages : 22 No. of Claims : 14

(12) PATENT APPLICATION PUBLICATION
(19) INDIA
(22) Date of filing of Application :28/02/2015
(21) Application No.1698/DELNP/2015 A
(43) Publication Date : 03/07/2015

(54) Title of the invention : TRANS CLOMIPHENE FORMULATIONS AND USES THEREOF

(51) International classification :A61K9/00,A61K31/00
(31) Priority Document No :61/691722
(32) Priority Date :21/08/2012
(33) Name of priority country :U.S.A.
(86) International Application No :PCT/US2013/032659
Filing Date :15/03/2013
(87) International Publication No :WO 2014/031177
(61) Patent of Addition to Application Number :NA
Filing Date :NA
(62) Divisional to Application Number :NA
Filing Date :NA

(71)**Name of Applicant :**
1)REPROS THERAPEUTICS INC.
Address of Applicant :2408 Timberloch Place Suite B 7 The Woodlands TX 77380 U.S.A.
(72)**Name of Inventor :**
1)PODOLSKI Joseph S.
2)HSU Kuang

(57) Abstract :
The present invention provides iraws-clomiphene and pharmaceutically acceptable salts and solvates thereof, characterized in that trans -clomiphene is in particulate form having a specific size range. The invention is also directed to pharmaceutical compositions comprising or formulated using trans -clomiphene or pharmaceutically acceptable satis and solvates having a specified size range and their use in treating disorders including secondary hypogonadism, type 2 diabetes, elevated cholesterol, elevated triglycerides, wasting, lipodystrophy, female and male infertility, benign prostate hypertrophy, prostate cancer, breast cancer, ovarian cancer and endometrial cancer.

No. of Pages : 19 No. of Claims : 18

(12) PATENT APPLICATION PUBLICATION
(19) INDIA
(22) Date of filing of Application :25/02/2015
(21) Application No.1563/DELNP/2015 A
(43) Publication Date : 03/07/2015

(54) Title of the invention : VEHICLE PANEL HANDLE LEVER

(51) International classification :E05B65/20,E05B65/12
(31) Priority Document No :12425149.7
(32) Priority Date :07/09/2012
(33) Name of priority country :EPO
(86) International Application No :PCT/EP2013/068425
Filing Date :06/09/2013
(87) International Publication No :WO 2014/037478
(61) Patent of Addition to Application Number :NA
Filing Date :NA
(62) Divisional to Application Number :NA
Filing Date :NA

(71)**Name of Applicant :**
1)VALEO S.P.A.
Address of Applicant :Via Asti 89 I 10026 Santena (TO) Italy
(72)**Name of Inventor :**
1)FRATTINI Massimo
2)GRAMAGLIA Alberto
3)TROPINI Alberto

(57) Abstract :
The invention relates to a vehicle panel handle lever (1) comprising: a lever body (3) a handle lever cover (5) intended to be received on the lever body (3) a mobile trigger part (7) intended to cooperate with a latch mechanism to actuate the handle and which is able to be mobile in rotation between a resting position wherein the said mobile trigger part (7) does not activate the said latch mechanism and an activating position wherein said mobile trigger part (7) activates the said latch mechanism enabling the opening of the vehicle panel wherein the trigger part (7) comprises an inner volume (8) designed for receiving at least one electrical element (9). The invention also relates to a vehicle panel handle for opening a panel of an automotive vehicle comprising such lever (1).

No. of Pages : 14 No. of Claims : 14

(12) PATENT APPLICATION PUBLICATION
(19) INDIA
(22) Date of filing of Application :25/02/2015
(21) Application No.1564/DELNP/2015 A
(43) Publication Date : 03/07/2015

(54) Title of the invention : ELECTROMAGNETIC ACTUATOR FOR A MEDIUM VOLTAGE VACUUM CIRCUIT BREAKER

(51) International classification :H01H33/666,H01F7/16,H01H3/46
(31) Priority Document No :12006073.6
(32) Priority Date :27/08/2012
(33) Name of priority country :EPO
(86) International Application No :PCT/EP2013/002562
Filing Date :26/08/2013
(87) International Publication No :WO 2014/032790
(61) Patent of Addition to Application Number :NA
Filing Date :NA
(62) Divisional to Application Number :NA
Filing Date :NA

(71)**Name of Applicant :**
1)ABB TECHNOLOGY AG
Address of Applicant :Affolternstrasse 44 CH 8050 Zurich Switzerland
(72)**Name of Inventor :**
1)REUBER Christian

(57) Abstract :
The invention relates to an electromagnetic actuator (1) for a medium voltage vacuum circuit breaker (2) comprising at least one movable ferromagnetic plunger (3) which is guided by at least one axis (4) in a ferromagnetic frame (5) wherein at least one permanent magnet (6) is arranged on an inner extent area of the ferromagnetic frame (5) and wherein at least one coil (7) is at least partially arranged inside the ferromagnetic frame (5) and the at least one permanent magnet (6) is extended perpendicular to the at least one axis (4) in the coil overhang area (A).

No. of Pages : 17 No. of Claims : 10

(12) PATENT APPLICATION PUBLICATION
(21) Application No.1629/DELNP/2015 A
(19) INDIA
(22) Date of filing of Application :26/02/2015
(43) Publication Date : 03/07/2015

(54) Title of the invention : SURGICAL INSTRUMENT WITH CONTAINED DUAL HELIX ACTUATOR ASSEMBLY

(51) International classification :A61B17/29,A61B18/14
(31) Priority Document No :13/622735
(32) Priority Date :19/09/2012
(33) Name of priority country :U.S.A.
(86) International Application No :PCT/US2013/060537
Filing Date :19/09/2013
(87) International Publication No :WO 2014/047245
(61) Patent of Addition to Application Number :NA
Filing Date :NA
(62) Divisional to Application Number :NA
Filing Date :NA

(71)**Name of Applicant :**
1)ETHICON ENDO SURGERY INC.
Address of Applicant :4545 Creek Road Cincinnati Ohio 45242 U.S.A.
(72)**Name of Inventor :**
1)WORRELL Barry C.
2)LESKO Jason R.

(57) Abstract :
An apparatus comprises an end effector an elongate shaft and a handle assembly. The shaft includes an articulation section that is operable to deflect the end effector away from the longitudinal axis of the shaft. The handle assembly includes a rotary member positioned within an intermediate section of the handle assembly. The rotary member is rotatable about an axis that is parallel to the longitudinal axis of the shaft. The rotary member is operable to control the articulation section of the shaft. The rotary member may include opposing thread sections that simultaneously drive lead screws in opposite longitudinal directions to thereby control the articulation section. The shaft may be rotatable relative to the handle assembly and the apparatus may selectively lock or resist such rotation based on the articulation state of the articulation section.

No. of Pages : 86 No. of Claims : 20

(12) PATENT APPLICATION PUBLICATION
(19) INDIA
(22) Date of filing of Application :14/10/2014
(21) Application No.2935/DEL/2014 A
(43) Publication Date : 03/07/2015

(54) Title of the invention : HEATING AND COOLING CUP HOLDER

(51) International classification :B60N3/10
(31) Priority Document No :10-2013-0123953
(32) Priority Date :17/10/2013
(33) Name of priority country :Republic of Korea
(86) International Application No :NA
Filing Date :NA
(87) International Publication No : NA
(61) Patent of Addition to Application Number :NA
Filing Date :NA
(62) Divisional to Application Number :NA
Filing Date :NA

(71)**Name of Applicant :**
1)Hyundai Motor Company
Address of Applicant :12, Heolleung-ro, Seocho-gu, Seoul 137-938, Republic of Korea
2)KBAUTOTECH CO., LTD.
(72)**Name of Inventor :**
1)OH Man Ju
2)KIM Jae Woong
3)PARK Jae Woo
4)KIM Jae Hoon

(57) Abstract :
A heating and cooling cup holder may include a holder body having an opened upper end and a blast hole formed in a side surface of the holder body into which wind is introduced, a heat 5 exchanging body having a fi-ont surface coupled to an outer side surface of the holder body to cover the blast hole and having an inlet formed in one side surface of the heat exchanging body to allow the wind introduced through the inlet to be heat-exchanged, a first peltier element having a -Front surface coupled to a rear surface of the heat exchanging body, a heat dissipating module coupled to a rear surface of the first peltier element, a second peltier element having an upper surface coupled to a lower surface of the I o holder body, and a heat pipe heat-exchangeably connecting a lower surface of the second peltier element to the heat dissipating module.

No. of Pages : 19 No. of Claims : 12

(12) PATENT APPLICATION PUBLICATION
(19) INDIA
(22) Date of filing of Application :26/02/2015

(21) Application No.1606/DELNP/2015 A
(43) Publication Date : 03/07/2015

(54) Title of the invention : METHOD USING MICRO ALGAE FOR HIGH EFFICIENCY PRODUCTION OF ASTAXANTHIN

(51) International classification :C12P23/00,C12N1/12
(31) Priority Document No :201210264946.X
(32) Priority Date :27/07/2012
(33) Name of priority country :China
(86) International Application No :PCT/CN2013/084262
Filing Date :26/09/2013
(87) International Publication No :WO 2014/015841
(61) Patent of Addition to Application Number :NA
Filing Date :NA
(62) Divisional to Application Number :NA
Filing Date :NA

(71)**Name of Applicant :**
1)EAST CHINA UNIVERSITY OF SCIENCE AND TECHNOLOGY
Address of Applicant :130 Meilong Road Shanghai 200237 China
2)JIAXING ZEYUAN BIO PRODUCTS CO. LTD.
3)SHANGHAI ZEYUAN MARINE BIOTECHNOLOGY CO. LTD.
(72)**Name of Inventor :**
1)LI Yuanguang
2)ZHANG Zhen
3)FAN Jianhua
4)WAN Minxi
5)HOU Dongmei
6)ZHANG Jingkui
7)HUANG Jianke
8)LIANG Songtao
9)WANG Jun
10)CHEN Jie
11)WANG Weiliang
12)WANG Jun
13)LI Shulan
14)SHEN Guomin

(57) Abstract :
The present invention involves a new method using micro -algae for the high-efficiency production of astaxanthin, said method comprising ste s including the heterotrophic culture of micro-algae, dilution, light-induced culture, harvesting of algae cells and the extraction of astaxanthin. The method of the present invention takes full advantage of the rapid growth of micro-algae in the heterotrophic culture stage and of the high accumulation of astaxanthin brought about by the light-induced culture of the great quantity of algae cells obtained through said heterotrophic culture to significantly increase the efficiency of production of astaxanthin in micro-algae and thereby achieve low-cost, high-efficiency and large scale production of astaxanthin through micro-algae. The method not only provides an important technical means t o address the large-scale industrial production of astaxanthin through micro -algae but also ensures an ample source of raw material for the widespread utilization of astaxanthin.

No. of Pages : 33 No. of Claims : 14

(12) PATENT APPLICATION PUBLICATION
(21) Application No.1671/DELNP/2015 A
(19) INDIA
(22) Date of filing of Application :27/02/2015
(43) Publication Date : 03/07/2015

(54) Title of the invention : MICROWAVE ENERGY ASSISTED CHEMICAL ACTIVATION OF CARBON

(51) International classification :C01B31/08,C01B31/12
(31) Priority Document No :13/590568
(32) Priority Date :21/08/2012
(33) Name of priority country :U.S.A.
(86) International Application No :PCT/US2013/054458
Filing Date :12/08/2013
(87) International Publication No :WO 2014/031368
(61) Patent of Addition to Application Number :NA
Filing Date :NA
(62) Divisional to Application Number :NA
Filing Date :NA

(71)**Name of Applicant :**
1)CORNING INCORPORATED
Address of Applicant :1 Riverfront Plaza Corning New York 14831 U.S.A.
(72)**Name of Inventor :**
1)FLETCHER Tonia Havewala
2)GADKAREE Kishor Purushottam
3)REDDY Kamjula Pattabhirami
4)SCHULZ Rebecca Lynn

(57) Abstract :
A method for forming activated carbon comprises forming a feedstock mixture from a carbon feedstock and a chemical activating agent and heating the feedstock mixture with microwaves in a plurality of successive heating steps to react the carbon feedstock with the chemical activating agent and form activated carbon. Step wise heating can be used to efficiently control the microwave activation process.

No. of Pages : 34 No. of Claims : 25

(12) PATENT APPLICATION PUBLICATION
(21) Application No.1673/DELNP/2015 A
(19) INDIA
(22) Date of filing of Application :27/02/2015
(43) Publication Date : 03/07/2015

(54) Title of the invention : COATED PHARMACEUTICAL COMPOSITION CONTAINING REGORAFENIB

(51) International classification :A61K9/28,A61K31/4412
(31) Priority Document No :12183331.3
(32) Priority Date :06/09/2012
(33) Name of priority country :EPO
(86) International Application No :PCT/US2013/058257
Filing Date :05/09/2013
(87) International Publication No :WO 2014/039677
(61) Patent of Addition to Application Number :NA
Filing Date :NA
(62) Divisional to Application Number :NA
Filing Date :NA

(71)**Name of Applicant :**
1)BAYER HEALTHCARE LLC.
Address of Applicant :100 Bayer Boulevard Whippany New Jersey 07981 0915 U.S.A.
(72)**Name of Inventor :**
1)SKRABS Dr. Susanne
2)FUNKE Dr. Adrian
3)KRESSE Dr. Mayk
4)OBERDIECK Dr. Ulrich

(57) Abstract :
The present invention relates to a coated pharmaceutical composition containing regorafenib a hydrate solvate metabolite or pharmaceutically acceptable salt thereof or a polymorph thereof and its process of preparation and its use for treating disorders.

No. of Pages : 26 No. of Claims : 18

(12) PATENT APPLICATION PUBLICATION
(21) Application No.2863/DEL/2014 A
(19) INDIA
(22) Date of filing of Application :08/10/2014
(43) Publication Date : 03/07/2015

(54) Title of the invention : ELECTRICAL ACTUATOR FOR VEHICLE TRANSMISSION SYSTEM

(51) International classification :F16D28/00
(31) Priority Document No :1359775
(32) Priority Date :09/10/2013
(33) Name of priority country :France
(86) International Application No :NA
Filing Date :NA
(87) International Publication No : NA
(61) Patent of Addition to Application Number :NA
Filing Date :NA
(62) Divisional to Application Number :NA
Filing Date :NA

(71)**Name of Applicant :**
1)VALEO EMBRAYAGES,
Address of Applicant :81 Avenue Roger Dumoulin 800009 Amiens Cedex 2, France
(72)**Name of Inventor :**
1)HERVE MAUREL
2)PASCAL MAUREL

(57) Abstract :
An actuator for a vehicle transmission system, comprising: - an electrical machine comprising an armature and an inductor, - a static converter comprising a plurality of commutation cells, the static converter being arranged so as to electrically connect the electrical circuit of the armature to an electrical energy source, and - a system for controlling the commutation cells of the static converter, said system being configured so that the torque constant of the electrical machine can assume at least two different values depending on the control applied to said cells.

No. of Pages : 49 No. of Claims : 21

(12) PATENT APPLICATION PUBLICATION
(21) Application No.2951/DEL/2014 A
(19) INDIA
(22) Date of filing of Application :16/10/2014
(43) Publication Date : 03/07/2015

(54) Title of the invention : INTERNAL COMBUSTION ENGINE

(51) International classification :F02B3/06
(31) Priority Document No :2013-222339
(32) Priority Date :25/10/2013
(33) Name of priority country :Japan
(86) International Application No :NA
Filing Date :NA
(87) International Publication No : NA
(61) Patent of Addition to Application Number :NA
Filing Date :NA
(62) Divisional to Application Number :NA
Filing Date :NA

(71)**Name of Applicant :**
1)Suzuki Motor Corporation
Address of Applicant :300, Takatsuka-cho, Minami-ku, Hamamatsu-shi, Shizuoka 432-8611 (JP) Japan
(72)**Name of Inventor :**
1)KOBAYASHI, Tsutomu

(57) Abstract :
There is provided an internal combustion engine in which an intake port and an exhaust port configured to communicate with a combustion chamber of the internal combustion engine are respectively formed at both sides with a cylinder center line of a cylinder head being interposed therebetween, an intake valve and an exhaust valve configured to open and close the intake port and the exhaust port are arranged at both sides with the cylinder center line of the cylinder head being interposed therebetween, an intake rocker arm and an exhaust rocker arm configured to open and close the intake valve and the exhaust valve are respectively arranged above the intake valve and the exhaust valve, and an intake camshaft and an exhaust camshaft having an intake cam and an exhaust cam configured to swing the intake rocker arm and the exhaust rocker arm are respectively arranged above the intake rocker arm and the exhaust rocker arm. Swing-side end portions of the intake rocker arm and the exhaust rocker arm at one side in a longitudinal direction thereof swing about support point-side end portions of the intake rocker arm and the exhaust rocker arm at the other side in the longitudinal direction thereof by a driving force transmitted from the intake cam and the exhaust cam to open and close the intake valve and the exhaust valve, respectively. The support point-side end portion of the intake rocker arm is arranged at an opposite side to the exhaust valve with respect to the intake valve, and the support point-side end portion of the exhaust rocker arm is arranged between the intake valve and the exhaust valve. A camshaft-side deck surface including respective camshaft lines of the intake camshaft and the exhaust camshaft is parallel with a combustion chamber-side deck surface orthogonal to the cylinder center line of the cylinder head, when seeing the cylinder head from respective camshaft line directions of the intake camshaft and the exhaust camshaft. The cylinder head is provided with the intake port arranged below the intake rocker arm. The intake valve and the exhaust valve are arranged so that an intake valve axis line of the intake valve and an exhaust valve axis line of the exhaust valve are inclined relative to the cylinder center line by predetermined angles.

No. of Pages : 18 No. of Claims : 3

(12) PATENT APPLICATION PUBLICATION
(21) Application No.1548/DELNP/2015 A
(19) INDIA
(22) Date of filing of Application :24/02/2015
(43) Publication Date : 03/07/2015

(54) Title of the invention : HEATED AEROSOL GENERATING DEVICE AND METHOD FOR GENERATING AEROSOL WITH CONSISTENT PROPERTIES

(51) International classification :A24F47/00
(31) Priority Document No :12199708.4
(32) Priority Date :28/12/2012
(33) Name of priority country :EPO
(86) International Application No :PCT/EP2013/076967
Filing Date :17/12/2013
(87) International Publication No :WO 2014/102091
(61) Patent of Addition to Application Number :NA
Filing Date :NA
(62) Divisional to Application Number :NA
Filing Date :NA

(71)**Name of Applicant :**
1)PHILIP MORRIS PRODUCTS S.A.
Address of Applicant :Quai Jeanrenaud 3 CH 2000 Neuchtel Switzerland
(72)**Name of Inventor :**
1)KUCZAJ Arkadiusz

(57) Abstract :
There is provided a method of controlling aerosol production in an aerosol generating device the device comprising: a heater comprising at least one heating element configured to heat an aerosol forming substrate; and a power source for providing power to the heating element comprising the steps of: controlling the power provided to the heating element such that in a first phase power is provided such that the temperature of the heating element increases from an initial temperature to a first temperature in a second phase power is provided such that the temperature of the heating element drops below the first temperature and in a third phase power is provided such that the temperature of the heating element increases again. Increasing the temperature of the heating element during a final phase of the heating process reduces or prevents the reduction in aerosol delivery over time.

No. of Pages : 27 No. of Claims : 17

(12) PATENT APPLICATION PUBLICATION
(21) Application No.1613/DELNP/2015 A
(19) INDIA
(22) Date of filing of Application :26/02/2015
(43) Publication Date : 03/07/2015

(54) Title of the invention : RAPIDLY HEATING DEVICE OF CONTINUOUS ANNEALING EQUIPMENT

(51) International classification :C21D9/60,C21D1/42,C21D9/46
(31) Priority Document No :2012192940
(32) Priority Date :03/09/2012
(33) Name of priority country :Japan
(86) International Application No:PCT/JP2013/073558
Filing Date :02/09/2013
(87) International Publication No :WO 2014/034931
(61) Patent of Addition to Application Number :NA
Filing Date :NA
(62) Divisional to Application Number :NA
Filing Date :NA

(71)**Name of Applicant :**
1)JFE STEEL CORPORATION
Address of Applicant :2-3 Uchisaiwai cho 2 chome Chiyoda ku Tokyo 1000011 Japan
(72)**Name of Inventor :**
1)FUKUNAGA Takayuki
2)AKAGI Isao

(57) Abstract :
In continuous steel sheet annealing equipment which is configured of a heating zone a soaking zone and a cooling zone two or more induction heaters are disposed in series in the first half of the heating zone and either a non heating section or a gradually heating section having a heating rate higher than 0 ºC/s but not higher than 10 ºC/s is disposed over a length of 1-30 m in the region which lies between the two or more induction heaters and in which the steel sheet has a temperature of 250-600ºC. Due to such rapidly heating device in the heating zone even when the steel sheet is rapidly heated at a heating rate of 50 ºC/s or higher the temperature distribution within the steel sheet is made even. Thus improvements in quality with respect to steel sheet shape magnetic properties etc. are rendered possible.

No. of Pages : 19 No. of Claims : 8

(12) PATENT APPLICATION PUBLICATION
(21) Application No.1614/DELNP/2015 A
(19) INDIA
(22) Date of filing of Application :26/02/2015
(43) Publication Date : 03/07/2015

(54) Title of the invention : SURGICAL INSTRUMENT WITH MULTI PHASE TRIGGER BIAS

(51) International classification :A61B17/29,A61B18/14
(31) Priority Document No :13/622729
(32) Priority Date :19/09/2012
(33) Name of priority country :U.S.A.
(86) International Application No :PCT/US2013/060536
Filing Date :19/09/2013
(87) International Publication No :WO 2014/047244
(61) Patent of Addition to Application Number :NA
Filing Date :NA
(62) Divisional to Application Number :NA
Filing Date :NA

(71)**Name of Applicant :**
1)ETHICON ENDO SURGERY INC.
Address of Applicant :4545 Creek Road Cincinnati Ohio 45242 U.S.A.
(72)**Name of Inventor :**
1)WORRELL Barry C.
2)LESKO Jason R.
3)WANG Bingshi
4)DRAGINOFF Carl J. Jr.

(57) Abstract :
An apparatus comprises an end effector an elongate shaft and a handle assembly. The end effector is operable to grasp tissue. The elongate shaft extends between the end effector and the handle assembly. The handle assembly comprises a body portion a trigger and a trigger return lever. The trigger is movable relative to the body portion from a home position to an actuated position and is thereby operable to control the end effector to selectively grasp tissue. The trigger includes a cam feature. The trigger return lever is positioned to engage the cam feature of the trigger. The trigger return lever is configured to bias the trigger toward the home position during at least part of a range of motion of the trigger from the home position to the actuated position.

No. of Pages : 67 No. of Claims : 20

(12) PATENT APPLICATION PUBLICATION
(19) INDIA
(22) Date of filing of Application :17/10/2014
(21) Application No.2964/DEL/2014 A
(43) Publication Date : 03/07/2015

(54) Title of the invention : FOOD MINCER

(51) International classification :B02C17/20
(31) Priority Document No :14/071624
(32) Priority Date :04/11/2013
(33) Name of priority country :U.S.A.
(86) International Application No :NA
Filing Date :NA
(87) International Publication No : NA
(61) Patent of Addition to Application Number :NA
Filing Date :NA
(62) Divisional to Application Number :NA
Filing Date :NA

(71)**Name of Applicant :**
1)DART INDUSTRIES INC.
Address of Applicant :14901 South Orange Blossom Trail, Orlando, Florida 32837, USA
(72)**Name of Inventor :**
1)Dimitri M.C.J. Backaert
2)Judica«l Cornu
3)Frederick M. N. De Pauw
4)Barbara R. M. Huet
5)Michiel G.P.H.E. Vanneste

(57) Abstract :
A food mincer providing improved features. The suction base includes a control ring providing an improved visual indication of its position. The plunger to feed the food is formed as a hollow container having a sealing lid to provide a storage area for accessories. The feed screw is formed in a multi-step molding process to allow for closer tolerances, which in turn allows for a simple gasket seal to be used. The feed screw and fan blade include a mating configuration only when the fan blade is in the proper orientation, such that if the fan blade is assembled in the incorrect orientation the extrusion grids may not be assembled.

No. of Pages : 17 No. of Claims : 1

(12) PATENT APPLICATION PUBLICATION
(19) INDIA
(22) Date of filing of Application :26/02/2015
(21) Application No.1607/DELNP/2015 A
(43) Publication Date : 03/07/2015

(54) Title of the invention : SYSTEM AND METHOD FOR LOAD DISTRIBUTION IN A NETWORK

(51) International classification :H04L29/08,G06Q10/02
(31) Priority Document No :12 368 026.6
(32) Priority Date :27/09/2012
(33) Name of priority country :EPO
(86) International Application No :PCT/EP2013/002897
Filing Date :26/09/2013
(87) International Publication No :WO 2014/048572
(61) Patent of Addition to Application Number :NA
Filing Date :NA
(62) Divisional to Application Number :NA
Filing Date :NA

(71)**Name of Applicant :**
1)AMADEUS S.A.S.
Address of Applicant :485 route du Pin Montard Sophia Antipolis F 06410 Biot France
(72)**Name of Inventor :**
1)LATAILLE Norbert
2)SBRAGIA Alexandre
3)ARNOUX PROUST Renaud
4)BOUSQUET Eric
5)RENAUDIE David

(57) Abstract :
A computer implemented reservation method and a corresponding system are utilized for controlling execution of a decision process to maintain data access efficiency upon receipt of a computation inquiry. The method comprises associating to a computer backend machine a configuration file containing at least a decision rule that drives the decision process and that is computed at least from a current value of a statistical indicator and a target value of the statistical indicator; periodically obtaining an updated value of the statistical indicator; upon detection that the updated value is differing from the target value dynamically updating the configuration file and storing in real time a recomputed decision rule in the configuration file.

No. of Pages : 40 No. of Claims : 15

(12) PATENT APPLICATION PUBLICATION
(19) INDIA
(22) Date of filing of Application :26/02/2015
(21) Application No.1608/DELNP/2015 A
(43) Publication Date : 03/07/2015

(54) Title of the invention : OPTICAL TECHNIQUE FOR CHEMICAL AND BIOCHEMICAL ANALYSIS

(51) International classification :G01N21/17
(31) Priority Document No :61/679552
(32) Priority Date :03/08/2012
(33) Name of priority country :U.S.A.
(86) International Application No :PCT/US2013/051461
Filing Date :22/07/2013
(87) International Publication No :WO 2014/022133
(61) Patent of Addition to Application Number :NA
Filing Date :NA
(62) Divisional to Application Number :NA
Filing Date :NA

(71)**Name of Applicant :**
1)CALIFORNIA INSTITUTE OF TECHNOLOGY
Address of Applicant :1200 E. California Blvd. M/C 210 85 Pasadena California 91125 U.S.A.
(72)**Name of Inventor :**
1)MALIK Imran R.
2)MADERO Xiomara L.
3)GARCIA Erika F.
4)SCHERER Axel

(57) Abstract :
Structures and methods are described for optical detection of physical chemical and/or biological samples. An optical detection structure may include a LED source multiple filters and single or multiple sample areas. A detector may be used to record a fluorescence signal. The sample area may allow the introduction of removable cartridges.

No. of Pages : 21 No. of Claims : 21

(12) PATENT APPLICATION PUBLICATION
(19) INDIA
(22) Date of filing of Application :27/02/2015
(21) Application No.1680/DELNP/2015 A
(43) Publication Date : 03/07/2015

(54) Title of the invention : SYNTHESIS OF AND CURING ADDITIVES FOR PHTHALONITRILES

(51) International classification :C08G65/00,C08K5/06,C08G73/00
(31) Priority Document No :61/678686
(32) Priority Date :02/08/2012
(33) Name of priority country :U.S.A.
(86) International Application No :PCT/US2013/032051
Filing Date :15/03/2013
(87) International Publication No :WO 2014/021946
(61) Patent of Addition to Application Number :NA
Filing Date :NA
(62) Divisional to Application Number :NA
Filing Date :NA

(71)**Name of Applicant :**
1)THE GOV. OF THE U.S. OF AMERICA AS REPRESENTED BY THE SECRETARY OF THE NAVY
Address of Applicant :Naval Research Laboratory 4555 Overlook Ave SW Code 1008.2 Washington DC 20375 U.S.A.
(72)**Name of Inventor :**
1)KELLER Teddy M.
2)LASKOSKI Matthew
3)SAAB Abdrew

(57) Abstract :
A method of: providing a solution of a dichloroaromatic compound having an electron withdrawing group bound to each aromatic ring containing one of the chloride groups; an excess of a dihydroxyaromatic compound; an organic transition metal complex or a transition metal salt; a base; and a solvent; and heating the solution to a temperature at which the dichloroaromatic compound and the dihydroxyaromatic compound react to form an aromatic ether oligomer that is a dihydroxy terminated compound or a dimetallic salt thereof. Water formed during the heating is concurrently distilled from the solution. A method of curing a phthalonitrile monomer in the presence of an acid and a curing agent to form a phthalonitrile thermoset.

No. of Pages : 30 No. of Claims : 24

(12) PATENT APPLICATION PUBLICATION
(19) INDIA
(22) Date of filing of Application :25/08/2014
(21) Application No.2410/DEL/2014 A
(43) Publication Date : 03/07/2015

(54) Title of the invention : REJECT RECOVERY REVERSE OSMOSIS •

(51) International classification :C02F1/44
(31) Priority Document No :61/869,204
(32) Priority Date :23/08/2013
(33) Name of priority country :U.S.A.
(86) International Application No :NA
Filing Date :NA
(87) International Publication No : NA
(61) Patent of Addition to Application Number :NA
Filing Date :NA
(62) Divisional to Application Number :NA
Filing Date :NA

(71)**Name of Applicant :**
1)AQUATECH INTERNATIONAL CORPORATION
Address of Applicant :One-Four Coins Drive, Canonsburg, Pennsylvania 15317, USA
(72)**Name of Inventor :**
1)RAVI CHIDAMBARAN
2)ARUN MITTAL
3)AJANTA SARKAR

(57) Abstract :
A process for the recovery of purified water from a reverse osmosis reject stream includes preconditioning a reject stream to remove scaling ions and provide preconditioned water; separating any precipitate that forms in the preconditioned water to form a feed stream; subjecting the feed stream to high pressure membrane filtration system including a recirculating, high pressure pump generating a permeate stream and a second reject stream; adding a make-up water stream to the feed stream; and separating the permeate stream as purified water. Additional features and embodiments are also provided.

No. of Pages : 33 No. of Claims : 24

(12) PATENT APPLICATION PUBLICATION
(21) Application No.2970/DEL/2014 A
(19) INDIA
(22) Date of filing of Application :17/10/2014
(43) Publication Date : 03/07/2015

(54) Title of the invention : FLUID FEEDING METHOD AND NOZZLE

(51) International classification :C10G9/32
(31) Priority Document No :P.405790
(32) Priority Date :28/10/2013
(33) Name of priority country :Poland
(86) International Application No :NA
Filing Date :NA
(87) International Publication No : NA
(61) Patent of Addition to Application Number :NA
Filing Date :NA
(62) Divisional to Application Number :NA
Filing Date :NA

(71)**Name of Applicant :**
1)INTERNATIONAL TOBACCO MACHINERY POLAND SP. Z O. O.
Address of Applicant :UL. WARSZTATOWA 19 A, 26-600 RADOM, POLAND
(72)**Name of Inventor :**
1)RIEDEL,MICHAEL

(57) Abstract :
The substance of the invention is a method of fluid feeding by means of at least one nozzle (4, 4A, 4B, 4C, 4D, 4E) onto a carrier (2) in a machine of the tobacco industry wherein the fluid is fed to the nozzle (4, 4A, 4B, 4C, 4D, 4E) from a fluid container (10) by means of a feeding device (11), whereas the nozzle (4, 4A, 4B, 4C, 4D, 4E) comprises a body (12, 12A) and at least one movable member (13, 13A, 13C, 13E, 13F, 30), and the fluid is fed onto the carrier (2) through an outlet orifice (15, 15A, 15B, 15C, 15D) of the nozzle (4, 4A, 4B, 4C, 4D, 4E). The nozzle (4, 4A, 4B, 4C, 4D, 4E) comprises also an adjusting mechanism (19, 19A, 19B, 19C, 19D) by means of which the reciprocal position of the movable member (13, 13A, 13C, 13E, 13F, 30) and the body (12, 12A) of the nozzle (4, 4A, 4B, 4C, 4D, 4E) is varied by altering the surface area of the outlet orifice (15, 15A, 15B, 15C, 15D) of the nozzle (4, 4A, 4B, 4C, 4D, 4E). The substance of the invention is a nozzle for fluid feeding onto a carrier (2) in a machine of the tobacco industry, comprising a body (12, 12A) and at least one movable member (13, 13A, 13C, 13E, 13F, 30) and an outlet orifice (15, 15A, 15B, 15C, 15D) for fluid feeding onto the carrier (2). The nozzle comprises also an adjusting mechanism (19, 19A, 19B, 19C, 19D) varying the reciprocal position of the movable member (13, 13A, 13C, 13E, 13F, 30) and the body (12, 12A) of the nozzle (4, 4A, 4B, 4C, 4D, 4E) so that the surface area of the outlet orifice (15, 15A, 15B, 15C, 15D) of the nozzle (4, 4A, 4B, 4C, 4D, 4E) is varied.

No. of Pages : 22 No. of Claims : 15

(12) PATENT APPLICATION PUBLICATION
(21) Application No.1690/DELNP/2015 A
(19) INDIA
(22) Date of filing of Application :27/02/2015
(43) Publication Date : 03/07/2015

(54) Title of the invention : CAPACITOR

(51) International classification :H01G11/22,H01G11/54
(31) Priority Document No :2012176495
(32) Priority Date :08/08/2012
(33) Name of priority country :Japan
(86) International Application No :PCT/JP2013/071368
Filing Date :07/08/2013
(87) International Publication No :WO 2014/024921
(61) Patent of Addition to Application Number :NA
Filing Date :NA
(62) Divisional to Application Number :NA
Filing Date :NA

(71)**Name of Applicant :**
1)TOYO TANSO CO. LTD.
Address of Applicant :7-12 Takeshima 5 chome Nishiyodogawa ku Osaka shi Osaka 5550011 Japan
(72)**Name of Inventor :**
1)SHODAI Yoshio

(57) Abstract :
The purpose of the present invention is to provide a capacitor having a high frequency response speed and can be charged/discharged rapidly. The capacitor is provided with a polarizing electrode comprising a carbon material and an electrolytic solution said capacitor being characterized in that the frequency response speed is 0.7 Hz or more as measured using 40 mass% sulfuric acid as the electrolytic solution. In the capacitor porous carbon composed of pores and carbonaceous walls that serve as external walls of the pores is used as the porous carbon material wherein the pores are open air pores and air pore parts in the pores are formed in continuation from each other.

No. of Pages : 26 No. of Claims : 5

(12) PATENT APPLICATION PUBLICATION
(21) Application No.1691/DELNP/2015 A
(19) INDIA
(22) Date of filing of Application :28/02/2015
(43) Publication Date : 03/07/2015

(54) Title of the invention : NATURAL RUBBER CONTAINING NANOCARBON

(51) International classification :C08K3/04,C08K7/00,C08L7/00
(31) Priority Document No :NA
(32) Priority Date :NA
(33) Name of priority country :NA
(86) International Application No :PCT/MY2012/000221
Filing Date :02/08/2012
(87) International Publication No :WO 2014/021704
(61) Patent of Addition to Application Number :NA
Filing Date :NA
(62) Divisional to Application Number :NA
Filing Date :NA

(71)**Name of Applicant :**
1)AMRIL AG
Address of Applicant :c/o RA Urs Lichtsteiner Baarerstr. 10 CH 6304 Zug Switzerland
(72)**Name of Inventor :**
1)ISMAIL Surina
2)SAMSURI Azemi Bin

(57) Abstract :
The invention relates to the use of nanocarbon (carbon nanotubes and/or carbon nano fibers) in the preparation of reinforced natural rubber. It is an object of the invention to provide a simple way to disperse nanocarbon in rubber so as to obtain good physical and mechanical properties such as hardness modulus and/or tensile strength. In order to achieve these objects the invention provides a natural rubber composition comprising 5 parts per hundred of rubber (pphr) or less of nanocarbon wherein the nanocarbon has not been subjected to an acid treatment before incorporation into the rubber composition. Furthermore the invention also provides a method of making a natural rubber composition comprising nanocarbon wherein the method comprises the following steps: (i) providing a dispersion of nanocarbon in a aqueous medium and (ii) combining the dispersion of nanocarbon with a natural rubber latex; and wherein the nanocarbon is not subjected to an acid treatment before incorporation into the rubber composition and the natural rubber composition comprises 5 pphr or less of nanocarbon.

No. of Pages : 17 No. of Claims : 15

(12) PATENT APPLICATION PUBLICATION
(21) Application No.1692/DELNP/2015 A
(19) INDIA
(22) Date of filing of Application :28/02/2015
(43) Publication Date : 03/07/2015

(54) Title of the invention : IMPROVED NATURAL RUBBER COMPOSITIONS

(51) International classification :C08K3/04,C08K7/00,C08L7/00
(31) Priority Document No :PCT/MY2012/000221
(32) Priority Date :02/08/2012
(33) Name of priority country :Malaysia
(86) International Application No :PCT/IB2012/002563
Filing Date :29/10/2012
(87) International Publication No :WO 2014/020374
(61) Patent of Addition to Application Number :NA
Filing Date :NA
(62) Divisional to Application Number :NA
Filing Date :NA

(71)**Name of Applicant :**
1)AMRIL AG
Address of Applicant :C/o RA Urs Lichtsteiner Baarerstrasse 10 CH 6304 Zug Switzerland
(72)**Name of Inventor :**
1)ISMAIL Surina
2)SAMSURI Azemi Bin

(57) Abstract :
There is herein described improved natural rubber compositions having nanocarbon and carbon black as reinforcing agents wherein the nanocarbon is uniformly pre dispersed within the rubber component. In particular there is described rubber compositions comprising a mixture of natural rubber nanocarbon and carbon black wherein the relative amount in parts per hundred rubber (pphr) of nanocarbon to carbon black is in the range of about 1 : 40 to about 1 : 2 and the relative amount in parts per hundred rubber (pphr) of nanocarbon to natural rubber is in the range of about 1 : 100 to about 10 : 100 and wherein the nanocarbon component is pre dispersed within the natural rubber component.

No. of Pages : 21 No. of Claims : 21

(12) PATENT APPLICATION PUBLICATION
(19) INDIA
(22) Date of filing of Application :30/10/2014
(21) Application No.3111/DEL/2014 A
(43) Publication Date : 03/07/2015

(54) Title of the invention : CROSSWIND STABILISATION METHOD AND ASSOCIATED RAIL VEHICLE

(51) International classification :B61F5/52
(31) Priority Document No :13192003.5
(32) Priority Date :07/11/2013
(33) Name of priority country :EPO
(86) International Application No :NA
Filing Date :NA
(87) International Publication No : NA
(61) Patent of Addition to Application Number :NA
Filing Date :NA
(62) Divisional to Application Number :NA
Filing Date :NA

(71)**Name of Applicant :**
1)BOMBARDIER TRANSPORTATION GMBH
Address of Applicant :Schneberger Ufer 1, 10785 Berlin, Germany
(72)**Name of Inventor :**
1)THOMAS Dirk
2)BERG Mats
3)PERSSON Rickard
4)STICHEL Sebastian

(57) Abstract :
A rail vehicle comprises a vehicle body resting on two longitudinally spaced running gears (14, 16), each of the running gears (14, 16) comprising a running gear frame (14.1, 16.1)) a primary suspension (14.2, 16.2) between the running gear frame (14.1, 16.1) and a set of wheels (14.3, 16.3), and a secondary suspension compri-sing at least one lateral actuator (14.4, 14.41, 16.4) between the running gear frame (14.1, 16.1) and the vehicle body (12). A method for controlling the suspension of the rail vehicle. . comprises: processing signals from sensors (14.21, 16.21) directly or indirectly measuring a wheel unloading condition to detect crosswind and a windward side; and controlling the at least one lateral actuator (14.4, .14.41, 16.4) of.at least one of the running gears (14, 16) to move the vehicle body (12) according to a stabilityoriented control strategy towards the windward side in-response to the detected crosswind.

No. of Pages : 17 No. of Claims : 26

(12) PATENT APPLICATION PUBLICATION
(21) Application No.2932/DEL/2014 A
(19) INDIA
(22) Date of filing of Application :14/10/2014
(43) Publication Date : 03/07/2015

(54) Title of the invention : METHOD FOR DETERMINING IF AN INJECTOR IS IN A BLOCKED STATE

(51) International classification :F02M33/02
(31) Priority Document No :FR 1360956
(32) Priority Date :08/11/2013
(33) Name of priority country :France
(86) International Application No :NA
Filing Date :NA
(87) International Publication No : NA
(61) Patent of Addition to Application Number :NA
Filing Date :NA
(62) Divisional to Application Number :NA
Filing Date :NA

(71)**Name of Applicant :**
1)CONTINENTAL AUTOMOTIVE FRANCE
Address of Applicant :1, Avenue Paul Ourliac - 31100 Toulouse - France
2)CONTINENTAL AUTOMOTIVE GmbH
(72)**Name of Inventor :**
1)BARBIER, Pascal
2)QIAO, Ningsheng
3)LANG, Roland

(57) Abstract :
The subject of the present invention is a method for determining if an injector (10) is in a blocked state, the injector comprising a coil of resistance R and of inductance L, passed through by a power supply current of maximum intensity (Imax), and powered by a voltage E, said method consists in: controlling the opening of the injector, measuring the intensity I passing through a measurement resistance r as a function of time t, determining a necessary duration to reach a predetermined intensity value (Ipred), lower than the maximum intensity (Imax), computing the inductance L as a function of the necessary duration, if L Lth, then the injector is blocked in the closed position, otherwise if L < Lth, the injector is blocked in the open position, with Lth being a threshold value of the inductance.

No. of Pages : 34 No. of Claims : 8

(12) PATENT APPLICATION PUBLICATION
(21) Application No.2933/DEL/2014 A
(19) INDIA
(22) Date of filing of Application :14/10/2014
(43) Publication Date : 03/07/2015

(54) Title of the invention : TOOL FOR THE POLISHING MACHINING OF OPTICAL SURFACES

(51) International classification :B24B13/01
(31) Priority Document No :10 2013 220 973.8
(32) Priority Date :16/10/2013
(33) Name of priority country :Germany
(86) International Application No :NA
Filing Date :NA
(87) International Publication No : NA
(61) Patent of Addition to Application Number :NA
Filing Date :NA
(62) Divisional to Application Number :NA
Filing Date :NA

(71)**Name of Applicant :**
1)Carl Zeiss Vision International GmbH
Address of Applicant :Gartenstrasse 97, 73430 Aalen, Germany
(72)**Name of Inventor :**
1)Gerd Nowak
2)Georg Michels

(57) Abstract :
The subject of the invention is a tool for the polishing machining of an optical surface, having a 5 base (1) which has an active face (3) facing the optical surface, a resilient intermediate layer (4) arranged on the active face of the. base, and a polishing medium carrier (6) arranged on the resilient intermediate layer (4). According to the invention, 10 provision is made for the resilient intermediate layer (4) to project radially beyond the active face (3) of the base (1) and for the polishing medium carrier (6) to project radially beyond the resilient intermediate layer (4) .

No. of Pages : 21 No. of Claims : 15

(12) PATENT APPLICATION PUBLICATION
(19) INDIA
(22) Date of filing of Application :30/10/2014
(21) Application No.3113/DEL/2014 A
(43) Publication Date : 03/07/2015

(54) Title of the invention : CONNECTOR PROTECTION COVER AND CONNECTOR ASSEMBLY

(51) International classification :G02B6/36
(31) Priority Document No :201320711597.1
(32) Priority Date :12/11/2013
(33) Name of priority country :China
(86) International Application No :NA
Filing Date :NA
(87) International Publication No : NA
(61) Patent of Addition to Application Number :NA
Filing Date :NA
(62) Divisional to Application Number :NA
Filing Date :NA

(71)**Name of Applicant :**
1)TYCO ELECTRONICS (SHANGHAI) CO. LTD.
Address of Applicant :Level 1, No. 142 He Dan Road, Waigaoqiao Free Trade Zone, Shanghai 200233, PEOPLES REPUBLIC OF CHINA, China
2)TYCO ELECTRONICS TECHNOLOGY (SIP)
(72)**Name of Inventor :**
1)JIA, YONG
2)HUANG, JUN
3)ZHANG, GUANHUA
4)TANG, SONG

(57) Abstract :
The utility model discloses a connector protection cover and a connector assembly. The connector protection cover includes a protection cover main body used for covering the insertion opening end of a connector, wherein cantilever beam type buckling components extending along an insertion direction are arranged on the outer circumferential edge part of the protection cover main body, and the connector protection cover can be directly clamped on the connector through only a single inserting operation and can be directly detached from the connector through only a single pulling out operation by means of the cantilever beam type buckling components. The connector protection cover according to the utility model is simple in structure, simple and convenient to assemble and disassemble and reusable without increasing the cost of the connector itself.

No. of Pages : 22 No. of Claims : 25

(12) PATENT APPLICATION PUBLICATION
(21) Application No.3114/DEL/2014 A
(19) INDIA
(22) Date of filing of Application :30/10/2014
(43) Publication Date : 03/07/2015

(54) Title of the invention : PRE-EMBEDDED PIECE, METHOD FOR PRODUCING THE SAME, AND REINFORCING STEEL STRUCTURES INCLUDING THE SAME

(51) International classification :B28B23/00
(31) Priority Document No :102220253
(32) Priority Date :31/10/2013
(33) Name of priority country :Taiwan
(86) International Application No :NA
Filing Date :NA
(87) International Publication No : NA
(61) Patent of Addition to Application Number :NA
Filing Date :NA
(62) Divisional to Application Number :NA
Filing Date :NA

(71)**Name of Applicant :**
1)CHENG CHI STEEL CO., LTD.
Address of Applicant :2F., No.148, Qinan 2nd Rd., Qishan Dist., Kaohsiung City, Taiwan (R.O.C.).
2)JYU SIN STEEL CO., LTD.
(72)**Name of Inventor :**
1)SHIN-MING CHANG
2)FU-YUAN LU
3)JU-CHUAN KO
4)CHENG-YU LEE
5)YING-YING LU
6)CHIEN-HUI LU
7)YUN-SHENG LU

(57) Abstract :
A pre-embedded piece includes a reinforcing steel bar and a screw rod. The reinforcing steel bar includes a body and an embossed portion formed on an outer periphery of the body. An end of the screw rod is connected to an 5 end of the reinforcing steel bar. A method for producing a pre-embedded piece includes preparing a reinforcing steel bar and a screw rod. The reinforcing steel bar includes a body and an embossed portion formed on an outer periphery of the body. The reinforcing steel bar and the screw rod are placed end to end and fused together. A reinforcing steel structure of an 10 embodiment includes a plurality of main bars, a plurality of hooped columns, and a plurality of pre-embedded pieces. A reinforcing steel structure of another embodiment includes a plurality of hooped columns and a plurality of pre-embedded pieces.

No. of Pages : 33 No. of Claims : 14

(12) PATENT APPLICATION PUBLICATION
(21) Application No.2954/DEL/2014 A
(19) INDIA
(22) Date of filing of Application :16/10/2014
(43) Publication Date : 03/07/2015

(54) Title of the invention : SPINNING MACHINE AND METHOD FOR OPERATING THE SAME IN CASE OF FAILURE OF AN EXTERNAL POWER SUPPLY

(51) International classification :D01H4/42
(31) Priority Document No :10 2013 111 647.7
(32) Priority Date :23/10/2013
(33) Name of priority country :Germany
(86) International Application No :NA
Filing Date :NA
(87) International Publication No : NA
(61) Patent of Addition to Application Number :NA
Filing Date :NA
(62) Divisional to Application Number :NA
Filing Date :NA

(71)**Name of Applicant :**
1)Maschinenfabrik Rieter AG
Address of Applicant :Klosterstrasse 20, 8406 Winterthur, Switzerland
(72)**Name of Inventor :**
1)Adalbert Stephan
2)Gerd Stahlecker
3)Gernot Schffler
4)Ronald Hofmann

(57) Abstract :
The invention relates to a method for operating a spinning machine, such as a rotor or airjet spinning machine, comprising a plurality of spinning units (3) and serving for producing yarn, a fiber composite (13) being fed to at least some of the spinning units (3) during a spinning process, a rotation being 10 imparted to the fiber composite (13) within a spinning station (4) of the current spinning unit (3), so that the fiber composite (13) becomes a yarn (7) comprising a rotation, the yarn (7) being drawn out of each spinning station (4) through an outlet (6) and wound up by means of a winding device (8), and wherein the spinning machine normally is supplied with energy by means of 15 an external power supply (10). The method is characterized in that the yarn production at the spinning units (3) currently producing yarn (7) is terminated when the external power supply (10) fails or malfunctions, such that one winding side yarn end is formed in the region of said spinning units (3), said yarn end being located within the associated spinning station (4) or between 20 the outlet (6) of said spinning station (4) and the winding device (8) associated with said spinning station (4), wherein the energy necessary for continuing to operate the spinning machine until yarn production is terminated is provided by at least one energy store (9). The invention further relates to a spinning machine comprising a controller (11) designed for 25 operating the spinning machine according to the method according to the invention.

No. of Pages : 31 No. of Claims : 14

(12) PATENT APPLICATION PUBLICATION
(21) Application No.2955/DEL/2014 A
(19) INDIA
(22) Date of filing of Application :16/10/2014
(43) Publication Date : 03/07/2015

(54) Title of the invention : ROOF PANEL STRUCTURE OF VEHICLE

(51) International classification	:B60J10/00
(31) Priority Document No	:2013-223328
(32) Priority Date	:28/10/2013
(33) Name of priority country	:Japan
(86) International Application No	:NA
Filing Date	:NA
(87) International Publication No	: NA
(61) Patent of Addition to Application Number	:NA
Filing Date	:NA
(62) Divisional to Application Number	:NA
Filing Date	:NA

(71)**Name of Applicant :**
1)SUZUKI MOTOR CORPORATION
Address of Applicant :300, Takatsuka-cho, Minami-ku, Hamamatsu-shi, Shizuoka-ken, Japan
(72)**Name of Inventor :**
1)MOCHIZUKI, Shinei
2)ITO, Kensaku

(57) Abstract :
A roof panel structure of a vehicle which can reduce a plate thickness and improve rigidity and does not affect fluttering properties and NVH (noise, vibration, harshness) performances. [Solution] A roof panel structure in which a center projecting surface portion 20 is provided in a vehicle-width direction of a roof panel 2, side projecting surface portions 21 are provided on both sides of this center projecting surface portion 20 in a longitudinal direction of a vehicle body, and step parts 22 in the vehicle-width direction are formed between the center projecting surface portion 20 and the side projecting surface portions 21 in the longitudinal direction of the vehicle body, and a width between a pair of recess strip portions 23 formed by the step parts22 in the longitudinal direction of the roof panel 2 is formed so as to be gradually reduced from a front end portion 2a toward a rear end portion 2b of the roof panel 2.

No. of Pages : 17 No. of Claims : 4

(12) PATENT APPLICATION PUBLICATION
(19) INDIA
(22) Date of filing of Application :31/10/2014

(21) Application No.3138/DEL/2014 A
(43) Publication Date : 03/07/2015

(54) Title of the invention : PRODUCTION METHOD FOR A SPECTACLE LENS

(51) International classification :B29C45/14
(31) Priority Document No :10 2013 222 232.7
(32) Priority Date :31/10/2013
(33) Name of priority country :Germany
(86) International Application No :NA
Filing Date :NA
(87) International Publication No : NA
(61) Patent of Addition to Application Number :NA
Filing Date :NA
(62) Divisional to Application Number :NA
Filing Date :NA

(71)**Name of Applicant :**
1)Carl Zeiss Vision International GmbH
Address of Applicant :Gartenstrasse 97, 73430 Aalen, Germany
(72)**Name of Inventor :**
1)Ralf Meschenmoser
2)Norbert Kurz
3)Malte Riedel
4)Stephan Duwel

(57) Abstract :
The invention relates to a method for producing a spectacle lens. The method includes the steps of joining together a mould (1) with an integrated block piece (13) and a mould shell (11) produced by primary shaping, and a sealing ring, which has a peripheral seal (21), on a first side an opening for receiving a 10 mould, and on the second side a flexible membrane (22), to form a mould cavity; introducing a polymerizable material into the mould cavity (3) with the aid of a pump action of the flexible membrane (22) of the sealing ring (2); fixing the flexible membrane (22) of the sealing ring (2) in the desired surface 15 shape; carrying out the polymerization; and removing the mould (I), with the cast-on spectacle lens blank, from the sealing ring (2).

No. of Pages : 42 No. of Claims : 12

(12) PATENT APPLICATION PUBLICATION
(21) Application No.1599/DELNP/2015 A
(19) INDIA
(22) Date of filing of Application :26/02/2015
(43) Publication Date : 03/07/2015

(54) Title of the invention : RETROREFLECTOR WITH LOW REFRACTIVE INDEX BACKING

(51) International classification :G02B1/11,G02B5/124
(31) Priority Document No :13/595065
(32) Priority Date :27/08/2012
(33) Name of priority country :U.S.A.
(86) International Application No :PCT/US2013/054833
Filing Date :14/08/2013
(87) International Publication No :WO 2014/051867
(61) Patent of Addition to Application Number :NA
Filing Date :NA
(62) Divisional to Application Number :NA
Filing Date :NA

(71)**Name of Applicant :**
1)AVERY DENNISON CORPORATION
Address of Applicant :150 N. Orange Grove Blvd. Pasadena CA 91103 U.S.A.
(72)**Name of Inventor :**
1)CHAPMAN Steven R.

(57) Abstract :
A retroreflective article (1) includes a first transparent layer (7) having a back surface with retroreflective prisms (3) and a planar front surface that has an index of refraction n1. A second transparent layer (9) having an index of refraction n2 is less than n1 overlies the back surface of the first layer. The second layer includes an array of uniform nanostructures of transparent material that define pores having a width that is less than one half of the wavelength of visible light. The nanostructures may be an array of parallel same sized nanorods that are obliquely oriented with respect to the first transparent layer or a grid like or parallel array of tapered nano ridges of uniform size that define tapered pores or tapered grooves. The second layer preferably has a porosity greater than 60% so that the resulting index of refraction n1 is no larger than about 1.20 in order to achieve high efficiency total internal reflection over a broad range of entrance angles.

No. of Pages : 28 No. of Claims : 31

(12) PATENT APPLICATION PUBLICATION
(21) Application No.1667/DELNP/2015 A
(19) INDIA
(22) Date of filing of Application :27/02/2015
(43) Publication Date : 03/07/2015

(54) Title of the invention : PANEL PART EVALUATION METHOD PANEL PART EVALUATION APPARATUS AND AUTOMOTIVE PANEL PART MANUFACTURING METHOD

(51) International classification	:G01N3/20,B60J5/04,G01M99/00	(71)**Name of Applicant :**
(31) Priority Document No	:2012212467	**1)JFE STEEL CORPORATION**
(32) Priority Date	:26/09/2012	Address of Applicant :2-3 Uchisaiwai cho 2 chome Chiyoda ku Tokyo 1000011 Japan
(33) Name of priority country	:Japan	(72)**Name of Inventor :**
(86) International Application No	:PCT/JP2013/005655	**1)NAKAGAWA Kinya**
Filing Date	:25/09/2013	**2)IWAMA Takashi**
(87) International Publication No	:WO 2014/050083	
(61) Patent of Addition to Application Number	:NA	
Filing Date	:NA	
(62) Divisional to Application Number	:NA	
Filing Date	:NA	

(57) Abstract :
Provided is a panel part evaluation method such that when a prototype of a designed automotive panel part is made tensile rigidity and buckling load on or near a character line can be easily evaluated. In a panel part evaluation method for evaluating an automotive panel part with a character line formed by two curved surfaces the automotive panel part is evaluated on the basis of the plate thickness of the automotive panel part the radii of curvature of the two curved surfaces and the opening angle of the character line.

No. of Pages : 63 No. of Claims : 10

(12) PATENT APPLICATION PUBLICATION
(21) Application No.1668/DELNP/2015 A
(19) INDIA
(22) Date of filing of Application :27/02/2015
(43) Publication Date : 03/07/2015

(54) Title of the invention : APPARATUS FOR MEASURING AMOUNT OF HYDROGEN PENETRATED INTO METAL

(51) International classification :G01N27/26,G01N17/02
(31) Priority Document No :NA
(32) Priority Date :NA
(33) Name of priority country :NA
(86) International Application No :PCT/JP2012/076256
Filing Date :03/10/2012
(87) International Publication No :WO 2014/054186
(61) Patent of Addition to Application Number :NA
Filing Date :NA
(62) Divisional to Application Number :NA
Filing Date :NA

(71)**Name of Applicant :**
1)JFE STEEL CORPORATION
Address of Applicant :2-3 Uchisaiwai cho 2 chome Chiyoda ku Tokyo 1000011 Japan
2)TOKYO INSTITUTE OF TECHNOLOGY
(72)**Name of Inventor :**
1)OOTSUKA Shinji
2)NAKAMARU Hiroki
3)FUJITA Sakae
4)TSURU Tooru

(57) Abstract :
The present invention addresses a problem of providing an apparatus which can accurately measure the amount of hydrogen that has penetrated into a metal with the progress of corrosion while taking account of any change of anode side residual current accompanying a change in the temperature of the environment. One surface of a specimen constituted of a metallic material is used as a hydrogen penetration surface which is exposed to a corrosive environment and into which the hydrogen that is evolved by a corrosion reaction penetrates and the other surface is used as a hydrogen detection surface. An electrochemical cell set configured of a plurality of cells is disposed on the hydrogen detection surface. An aqueous electrolyte solution having a pH of 9-13 is packed into each of the cells and a reference electrode and a counter electrode that are independent of each other are disposed therein. At least one of the cells is used as a standard cell for correcting residual current and a protective film for avoiding contact with the corrosive environment is disposed in the area of the hydrogen penetration surface which corresponds to the hydrogen detection area for the standard cell. The anodic current value detected with each cell other than the standard cell is corrected with the value of residual current detected with the standard cell. On the basis of the corrected anodic current value the amount of hydrogen that has penetrated from the corrosion surface side is calculated.

No. of Pages : 35 No. of Claims : 5

(12) PATENT APPLICATION PUBLICATION
(19) INDIA
(22) Date of filing of Application :31/10/2014
(21) Application No.3130/DEL/2014 A
(43) Publication Date : 03/07/2015

(54) Title of the invention : YIELD MEASUREMENT AND BASE CUTTER HEIGHT CONTROL FOR HARVESTER •

(51) International classification :A01D93/00
(31) Priority Document No :61/898,600
(32) Priority Date :01/11/2013
(33) Name of priority country :U.S.A.
(86) International Application No :NA
Filing Date :NA
(87) International Publication No : NA
(61) Patent of Addition to Application Number :NA
Filing Date :NA
(62) Divisional to Application Number :NA
Filing Date :NA

(71)**Name of Applicant :**
1)Iowa State University Research Foundation, Inc.
Address of Applicant :310 Lab of Mechanics, Ames, Iowa 50011-2131, USA
2)Deere & Company
3)Carnegie Mellon University
(72)**Name of Inventor :**
1)DARR, Matthew J.
2)CORBETT, Daniel Joseph
3)HERMAN, Herman
4)VALLESPI-GONZALEZ, Carlos
5)DUGAS, Bryan E.
6)BADINO, Hernan

(57) Abstract :
A system is provided that can include a 3D sensor. The 3D sensor can be configured to detect an area of an elevator on a harvester. The 3D sensor can further be configured to transmit a first signal associated with the area. The system can also include a processing device in communication with the 3D sensor. The system can further include a memory device in which instructions executable by the processing device are stored for causing the processing device to receive the first signal and determine a volume of a material on the elevator based on the first signal.

No. of Pages : 64 No. of Claims : 41

(12) PATENT APPLICATION PUBLICATION
(21) Application No.1618/DELNP/2015 A
(19) INDIA
(22) Date of filing of Application :26/02/2015
(43) Publication Date : 03/07/2015

(54) Title of the invention : HEATING ASSEMBLY FOR AN AEROSOL GENERATING SYSTEM

(51) International classification :A24F47/00
(31) Priority Document No :12275223.1
(32) Priority Date :28/12/2012
(33) Name of priority country :EPO
(86) International Application No :PCT/EP2013/076970
Filing Date :17/12/2013
(87) International Publication No :WO 2014/102092
(61) Patent of Addition to Application Number :NA
Filing Date :NA
(62) Divisional to Application Number :NA
Filing Date :NA

(71)**Name of Applicant :**
1)PHILIP MORRIS PRODUCTS S.A.
Address of Applicant :Quai Jeanrenaud 3 CH 2000 Neuchtel Switzerland
(72)**Name of Inventor :**
1)SCHNEIDER Jean Claude
2)PLOJOUX Julien
3)FERNANDO Felix
4)GREIM Olivier

(57) Abstract :
A heating assembly for heating an aerosol forming substrate the heating assembly comprising: a heater comprising an electrically resistive heating element and a heater substrate; and a heater mount coupled to the heater; wherein the heating element comprises a first portion and a second portion configured such that when an electrical current is passed through the heating element the first portion is heated to a higher temperature than the second portion as a result of the electrical current; and wherein the heater mount surrounds the second portion of the heating element.

No. of Pages : 24 No. of Claims : 15

(12) PATENT APPLICATION PUBLICATION
(21) Application No.1619/DELNP/2015 A
(19) INDIA
(22) Date of filing of Application :26/02/2015
(43) Publication Date : 03/07/2015

(54) Title of the invention : SYSTEMS AND METHODS FOR STABILIZING POWER RATE OF CHANGE WITHIN GENERATOR BASED APPLICATIONS

(51) International classification :G05F1/66
(31) Priority Document No :13/624600
(32) Priority Date :21/09/2012
(33) Name of priority country :U.S.A.
(86) International Application No :PCT/US2013/056074
Filing Date :22/08/2013
(87) International Publication No :WO 2014/046838
(61) Patent of Addition to Application Number :NA
Filing Date :NA
(62) Divisional to Application Number :NA
Filing Date :NA

(71)**Name of Applicant :**
1)CATERPILLAR GLOBAL MINING LLC
Address of Applicant :6744 S. Howell Ave. P.o. Box 267 Oak Creek WI 53154 U.S.A.
(72)**Name of Inventor :**
1)BIENFANG David T.
2)HAMANN Robert
3)BRANDT Michael E.
4)ONSAGER Michael J.
5)ALGRAIN Marcelo C.

(57) Abstract :
Systems and methods for monitoring an electrical energy storage unit and a parameter related to the load and based on the monitoring if the load parameter is greater than a second rate of change of electrical power for a second component of an electrical power system providing power from the electrical energy storage unit to the second component until the load parameter and the second component have equivalent rates of change of electrical power.

No. of Pages : 25 No. of Claims : 10

(12) PATENT APPLICATION PUBLICATION
(21) Application No.1689/DELNP/2015 A
(19) INDIA
(22) Date of filing of Application :27/02/2015
(43) Publication Date : 03/07/2015

(54) Title of the invention : ARCHIVAL DATA IDENTIFICATION

(51) International classification :G06F7/00
(31) Priority Document No :13/569994
(32) Priority Date :08/08/2012
(33) Name of priority country :U.S.A.
(86) International Application No :PCT/US2013/053853
Filing Date :06/08/2013
(87) International Publication No :WO 2014/025821
(61) Patent of Addition to Application Number :NA
Filing Date :NA
(62) Divisional to Application Number :NA
Filing Date :NA

(71)**Name of Applicant :**
1)AMAZON TECHNOLOGIES INC.
Address of Applicant :P.O. Box 8102 Reno Nevada 89507 U.S.A.
(72)**Name of Inventor :**
1)PATIEJUNAS Kestutis
2)DONLAN Bryan J.
3)LAZIER Colin L.
4)SORENSON III James Christopher
5)SEIGLE Mark C.
6)CLAIBORN Christian L.

(57) Abstract :
Methods and systems are provided herein that facilitate cost effective and reliable data identification in an archival data storage system. In an embodiment a data object stored in an archival data storage system is identified by a data object identifier which encodes storage location information that may be used to locate a data object stored in an archival data storage system that reduces the cost to store a global index. The data object identifier may also encode policy information such as access control information usable for validating subsequent access to the data object payload validation information such as size and digest usable for verifying the integrity of the payload data metadata validation information such as error detection codes usable for validating integrity of the data object identifier and other information.

No. of Pages : 74 No. of Claims : 15

(12) PATENT APPLICATION PUBLICATION
(21) Application No.3142/DEL/2014 A
(19) INDIA
(22) Date of filing of Application :31/10/2014
(43) Publication Date : 03/07/2015

(54) Title of the invention : REPORT DATA MANAGEMENT SERVER AND REPORT DATA MANAGEMENT PROGRAM

(51) International classification	:H04K1/00
(31) Priority Document No	:2013-230512
(32) Priority Date	:06/11/2013
(33) Name of priority country	:Japan
(86) International Application No	:NA
Filing Date	:NA
(87) International Publication No	: NA
(61) Patent of Addition to Application Number	:NA
Filing Date	:NA
(62) Divisional to Application Number	:NA
Filing Date	:NA

(71)**Name of Applicant :**
1)IPS CO., LTD.
Address of Applicant :16th Fl., Tower B, Grand Front Osaka, 3-1, Ofuka-cho, Kita-ku, Osaka-shi, Osaka 530-0011, Japan
(72)**Name of Inventor :**
1)Toshifumi AKITA

(57) Abstract :
A report data management server includes a report 5 data storing unit storing position information and report data in association with each other. The report data management server receives a request for supply of information containing position information, extracts information corresponding to position information contained 10 in the request for supply from the report data storing unit, and supplies extracted information to a user terminal.

No. of Pages : 43 No. of Claims : 9

(12) PATENT APPLICATION PUBLICATION
(19) INDIA
(22) Date of filing of Application :31/10/2014
(21) Application No.3143/DEL/2014 A
(43) Publication Date : 03/07/2015

(54) Title of the invention : FRONT DOOR DEVICE IN VEHICLE

(51) International classification	:B60J1/14
(31) Priority Document No	:10-2013-0165791
(32) Priority Date	:27/12/2013
(33) Name of priority country	:Republic of Korea
(86) International Application No	:NA
Filing Date	:NA
(87) International Publication No	: NA
(61) Patent of Addition to Application Number	:NA
Filing Date	:NA
(62) Divisional to Application Number	:NA
Filing Date	:NA

(71)**Name of Applicant :**
1)HYUNDAI MOTOR COMPANY
Address of Applicant :12, Heolleung-ro, Seocho-gu, Seoul, Republic of Korea
(72)**Name of Inventor :**
1)CHOI JAE HONG

(57) Abstract :
A front door device for a vehicle may include a front door, an upper rail mounted to the front door in a width direction, an upper slider inserted in the upper rail to support the upper rail, a lower rail mounted to a vehicle body, a lower slider inserted in the lower rail and movable along the lower rail, an upper support structure having one end connected to the upper slider and the other end mounted to the vehicle body for supporting the upper slider, and a connection structure for connecting the lower slider to the upper rail. The front door device permits the front door to be opened by sliding it forward in the length direction of the vehicle.

No. of Pages : 52 No. of Claims : 20

(12) PATENT APPLICATION PUBLICATION
(21) Application No.1621/DELNP/2015 A
(19) INDIA
(22) Date of filing of Application :26/02/2015
(43) Publication Date : 03/07/2015

(54) Title of the invention : DIGGING TOOTH AND DIGGING DEVICE

(51) International classification :E02F9/26,E02F9/28
(31) Priority Document No :2012275319
(32) Priority Date :18/12/2012
(33) Name of priority country :Japan
(86) International Application No :PCT/JP2013/067486
Filing Date :26/06/2013
(87) International Publication No :WO 2014/097667
(61) Patent of Addition to Application Number :NA
Filing Date :NA
(62) Divisional to Application Number :NA
Filing Date :NA

(71)**Name of Applicant :**
1)KOMATSU LTD.
Address of Applicant :2-3-6 Akasaka Minato ku Tokyo 1078414 Japan
(72)**Name of Inventor :**
1)TANAKA Kenichi
2)AIRA Tatsuo

(57) Abstract :
A digging tooth (30) has: a tooth body (31); an insertion hole (32); and a first support section (101) and a second support section (102) which protrude from the deepest part of the insertion hole (32). The insertion hole (32) has: a sign pocket (33) which is formed between the first support section (101) and the second support section (102); and a first extension hole (34) and a second extension hole (35) which are formed on both sides of the first support section (101) and the second support section (102).

No. of Pages : 25 No. of Claims : 8

(12) PATENT APPLICATION PUBLICATION
(19) INDIA
(22) Date of filing of Application :28/02/2015
(21) Application No.1695/DELNP/2015 A
(43) Publication Date : 03/07/2015

(54) Title of the invention : CAPSULE STORAGE

(51) International classification :A47J31/36
(31) Priority Document No :12183523.5
(32) Priority Date :07/09/2012
(33) Name of priority country :EPO
(86) International Application No :PCT/EP2013/068415
Filing Date :06/09/2013
(87) International Publication No :WO 2014/037473
(61) Patent of Addition to Application Number :NA
Filing Date :NA
(62) Divisional to Application Number :NA
Filing Date :NA

(71)**Name of Applicant :**
1)NESTEC S.A.
Address of Applicant :Av. Nestl 55 CH 1800 Vevey Switzerland
(72)**Name of Inventor :**
1)AGON Fabien Ludovic
2)MAGATTI Marco
3)PHAN Minh Quan

(57) Abstract :
The invention pertains to the field of the beverage preparation machines having an ingredient processing module for preparing a beverage with at least one ingredient supplied with a capsule and their accessories. In particular the invention relates to a device comprising a container (102) for storing capsules (5) comprising: · a first interface (104, 404) for communicating with feedback means; · a sensing arrangement (106) for detecting and obtaining information on a capsule (5) in a detection area; . a controler configured to send through the first interface (104, 404) information related to the detected capsule (5) to the feedback means.

No. of Pages : 26 No. of Claims : 17

(12) PATENT APPLICATION PUBLICATION
(21) Application No.1696/DELNP/2015 A
(19) INDIA
(22) Date of filing of Application :28/02/2015
(43) Publication Date : 03/07/2015

(54) Title of the invention : THICKENED DAIRY OR DAIRY LIKE PRODUCTS AND METHODS FOR PRODUCING SAME

(51) International classification :A23C9/133,A23C9/137
(31) Priority Document No :61/699929
(32) Priority Date :12/09/2012
(33) Name of priority country :U.S.A.
(86) International Application No :PCT/IB2013/058509
Filing Date :12/09/2013
(87) International Publication No :WO 2014/041510
(61) Patent of Addition to Application Number :NA
Filing Date :NA
(62) Divisional to Application Number :NA
Filing Date :NA

(71)**Name of Applicant :**
1)NESTEC S.A.
Address of Applicant :Avenue Nestle 55 CH 1800 Vevey Switzerland
(72)**Name of Inventor :**
1)LINSENMEIER Andreas Manfred
2)STORR Frank Andre
3)HALLE Mathilde

(57) Abstract :
The present disclosure provides shelf stable dairy based compositions having a thick texture while also satisfying nutritional requirements for babies and young children and methods for producing the same. Methods of thickening dairy based compositions are also provided. In a general embodiment the present disclosure provides a method for producing a shelf stable dairy based nutritional composition by providing a dairy based composition and a specially formulated fruit or flavor preparation to create a thickened dairy based nutritional composition having textures and nutritional components that are appealing to children.

No. of Pages : 41 No. of Claims : 21

(12) PATENT APPLICATION PUBLICATION
(21) Application No.1697/DELNP/2015 A
(19) INDIA
(22) Date of filing of Application :28/02/2015
(43) Publication Date : 03/07/2015

(54) Title of the invention : OPERATING SYSTEM FOR OPERATING FUNCTIONAL UNITS IN A RAIL VEHICLE

(51) International classification :B61L15/00
(31) Priority Document No :10 2012 218 143.1
(32) Priority Date :04/10/2012
(33) Name of priority country :Germany
(86) International Application No :PCT/EP2013/069328
Filing Date :18/09/2013
(87) International Publication No :WO 2014/053318
(61) Patent of Addition to Application Number :NA
Filing Date :NA
(62) Divisional to Application Number :NA
Filing Date :NA

(71)**Name of Applicant :**
1)SIEMENS AKTIENGESELLSCHAFT
Address of Applicant :Wittelsbacherplatz 2 80333 M¼nchen Germany
(72)**Name of Inventor :**
1)KESSNER Martin

(57) Abstract :
Disclosed is an operating system for operating functional units in a rail vehicle. In each car of the rail vehicle at least one base station is provided which communicates via a wireless interface with a mobile terminal of an authenticated user in particular an authenticated train conductor who operates functional units of the rail vehicle via a graphical user interface of the mobile terminal.

No. of Pages : 32 No. of Claims : 15

(12) PATENT APPLICATION PUBLICATION
(21) Application No.3770/DEL/2013 A
(19) INDIA
(22) Date of filing of Application :26/12/2013
(43) Publication Date : 03/07/2015

(54) Title of the invention : A NOVEL U-NUT STRUCTURE TO FASTEN MATING PART OF VEHICLE

(51) International classification :H01R
(31) Priority Document No :NA
(32) Priority Date :NA
(33) Name of priority country :NA
(86) International Application No :NA
Filing Date :NA
(87) International Publication No : NA
(61) Patent of Addition to Application Number :NA
Filing Date :NA
(62) Divisional to Application Number :NA
Filing Date :NA

(71)**Name of Applicant :**
1)MARUTI SUZUKI INDIA LIMITED
Address of Applicant :1 NELSON MANDELA ROAD, VASANT KUNJ, NEW DELHI-110070, INDIA
(72)**Name of Inventor :**
1)MADHUMITHA ARAVANAN
2)SAILAJA MOHAPATRA
3)RAJAT HANDA

(57) Abstract :
This invention relates to a novel U-nut structure to fasten mating part of vehicle comprising of a U-shaped screw nut, which comprises a lower member with a hole and a upper member with a corresponding hole together with a connecting part therebetween, in which a sleeve is provided on the periphery of each hole so as to fasten a panel by means of a screw. It is associated with the following advantageous features:- - Fastenspanel (mating part) which could have very small thickness, even to the order of 0. lmm by means of screw. - Cost effective. - Easy assembly. - Less time consuming assembly.

No. of Pages : 12 No. of Claims : 10

(12) PATENT APPLICATION PUBLICATION
(19) INDIA
(22) Date of filing of Application :25/02/2015
(21) Application No.1593/DELNP/2015 A
(43) Publication Date : 03/07/2015

(54) Title of the invention : SWASH PLATE MACHINE

(51) International classification :F04B1/20,F04B1/22,F04B1/32
(31) Priority Document No :102012215240.7
(32) Priority Date :28/08/2012
(33) Name of priority country :Germany
(86) International Application No :PCT/EP2013/065100
Filing Date :17/07/2013
(87) International Publication No :WO 2014/032849
(61) Patent of Addition to Application Number :NA
Filing Date :NA
(62) Divisional to Application Number :NA
Filing Date :NA

(71)**Name of Applicant :**
1)ROBERT BOSCH GMBH
Address of Applicant :Postfach 30 02 20 70442 Stuttgart Germany
(72)**Name of Inventor :**
1)SCHNITTGER Dirk
2)VAHLE Dirk
3)NAFZ Timo
4)SCHOLZ Frank

(57) Abstract :
The invention relates to a swash plate machine (1) as an axial piston pump (2) and/or axial piston motor (3) comprising a cylinder drum (5) which is mounted such that it is rotatable or rotates about a rotation axis (8) having piston bores (6) pistons (7) mounted movably in the piston bores (6) a drive shaft (9) connected in a rotationally fixed manner to the cylinder drum (5) a pivoting cradle (14) which is mounted such that it can pivot about a pivot axis (15) a cradle bearing for the pivoting cradle (14) at least one pivoting device (24) for pivoting the pivoting cradle (14) which device is connected to the pivoting cradle (14) at in each case one connection point (32) a low pressure opening for letting hydraulic liquid into and/or out of the rotating piston bores (6) a high pressure opening for letting hydraulic liquid out of and/or into the rotating piston bores (6) wherein in an imaginary section having an imaginary section plane in and parallel to the rotation axis (8) of the cylinder drum (5) and perpendicular to the pivot axis (15) of the pivoting cradle (14) the swash plate machine (1) is divided into an imaginary first part featuring the high pressure opening at the cylinder drum (5) and an imaginary second part featuring the low pressure opening at the cylinder drum (5) and the resulting force which is exerted by the at least one pivoting device (24) on the pivoting cradle (14) in particular owing to the configuration and/or arrangement of the at least one connection point (32) can be introduced into the pivoting cradle (14) in the imaginary second part in order to reduce the pressure forces occurring between the cradle bearing and the pivoting cradle (14) in the imaginary first part.

No. of Pages : 25 No. of Claims : 12

(12) PATENT APPLICATION PUBLICATION
(19) INDIA
(22) Date of filing of Application :27/02/2015
(21) Application No.1661/DELNP/2015 A
(43) Publication Date : 03/07/2015

(54) Title of the invention : INFRARED DYES FOR LASER MARKING

(51) International classification :C09B23/00,B42D15/10,B41M5/323
(31) Priority Document No :12188144.5
(32) Priority Date :11/10/2012
(33) Name of priority country :EPO
(86) International Application No :PCT/EP2013/071129
Filing Date :10/10/2013
(87) International Publication No :WO 2014/057018
(61) Patent of Addition to Application Number :NA
Filing Date :NA
(62) Divisional to Application Number :NA
Filing Date :NA

(71)**Name of Applicant :**
1)AGFA GEVAERT
Address of Applicant :IP Department 3622 Septestraat 27 B 2640 Mortsel Belgium
(72)**Name of Inventor :**
1)CALLANT Paul
2)WAUMANS Bart

(57) Abstract :
Infrared dyes soluble in methylene chloride and having an infrared absorption maximum above 1100 nm are disclosed which have minor discolouration in the visual spectrum. The infrared dyes are especially useful for producing multicolour laser marked security documents having reduced background discoloration and enhanced colour gamut.

No. of Pages : 85 No. of Claims : 15

(12) PATENT APPLICATION PUBLICATION
(19) INDIA
(22) Date of filing of Application :27/02/2015
(21) Application No.1662/DELNP/2015 A
(43) Publication Date : 03/07/2015

(54) Title of the invention : FORMULATIONS PHARMACOKINETICS OF DEUTERATED BENZOQUINOLINE INHIBITORS OF VESICULAR MONOAMINE TRANSPORTER 2

(51) International classification	:A61K31/4375,A61K31/435,A61K9/20
(31) Priority Document No	:61/702586
(32) Priority Date	:18/09/2012
(33) Name of priority country	:U.S.A.
(86) International Application No	:PCT/US2013/060387
Filing Date	:18/09/2013
(87) International Publication No	:WO 2014/047167
(61) Patent of Addition to Application Number	:NA
Filing Date	:NA
(62) Divisional to Application Number	:NA
Filing Date	:NA

(71)**Name of Applicant :**
1)AUSPEX PHARMACEUTICALS INC.
Address of Applicant :3366 North Torrey Pines Court Suite 225 La Jolla CA 92037 U.S.A.
(72)**Name of Inventor :**
1)SOMMER Andreas
2)ZHANG Chengzhi
3)CARTER John
4)ARTHUR John
5)BRADBURY Margaret
6)GANT Thomas
7)SHAHBAZ Manouchehr

(57) Abstract :
The present invention relates to new pharmaceutical compositions comprising benzoquinoline compounds and methods to inhibit vesicular monoamine transporter 2 (VMAT2) activity in a subject for the treatment of chronic hyperkinetic movement disorders.

No. of Pages : 107 No. of Claims : 21

(12) PATENT APPLICATION PUBLICATION
(21) Application No.3782/DEL/2013 A
(19) INDIA
(22) Date of filing of Application :27/12/2013
(43) Publication Date : 03/07/2015

(54) Title of the invention : NOSE WHEEL FOR LIGHT COMBAT AIRCRAFT (LCA)

(51) International classification :B60B
(31) Priority Document No :NA
(32) Priority Date :NA
(33) Name of priority country :NA
(86) International Application No :NA
Filing Date :NA
(87) International Publication No : NA
(61) Patent of Addition to Application Number :NA
Filing Date :NA
(62) Divisional to Application Number :NA
Filing Date :NA

(71)**Name of Applicant :**
1)ASERDC, HAL ACCESSORIES DIVISION, LUCKNOW
Address of Applicant :DGM (EQUIPMENTS) ASERDC HINDUSTAN AERONAUTICS LIMITED. ACCESSORIES DIVISION, FAIZABAD ROAD, LUCKNOW-226016, UP. INDIA
(72)**Name of Inventor :**
1)NAVNEEL NEERAJ

(57) Abstract :
This device relates to a fighter aircraft wheel with application of rolling and steering on ground. This unit is installed in the envelope provided in tri-cyclic nose undercarriage of aircraft. This A-frame type wheel construction has two Al-alloy half hubs bolted by sets of high tensile bolts and the joint is sealed with the help of a rubber ring. The wheel is rolled on taper roller bearing. A valve is used for inflation and deflation of wheel. This light alloy wheel has got A-frame, split half hub construction manufactured from aluminum alloy forgings. It is designed to accommodate a tubeless tyre. The two half hubs are joined by 6 sets of tensile bolts, nut & washer and the joint is sealed with the help of a rubber ring recessed between them forming a pressure cavity. The half hubs accommodate taper roller bearing, circlip & excluder. The outboard hub has got recess for inflation valve.

No. of Pages : 5 No. of Claims : 7

(12) PATENT APPLICATION PUBLICATION
(19) INDIA
(22) Date of filing of Application :27/02/2015

(21) Application No.1645/DELNP/2015 A
(43) Publication Date : 03/07/2015

(54) Title of the invention : MEDICAL IMAGING ACCESSORY

(51) International classification	:A61B5/055,A61B19/00,A61B6/04
(31) Priority Document No	:1215877.0
(32) Priority Date	:05/09/2012
(33) Name of priority country	:U.K.
(86) International Application No	:PCT/GB2013/052284
Filing Date	:30/08/2013
(87) International Publication No	:WO 2014/037704
(61) Patent of Addition to Application Number	:NA
Filing Date	:NA
(62) Divisional to Application Number	:NA
Filing Date	:NA

(71)**Name of Applicant :**
1)RENISHAW PLC
Address of Applicant :New Mills Wotton under Edge Gloucestershire GL12 8JR U.K.
(72)**Name of Inventor :**
1)FIELDER Paul
2)BRADY Alan
3)GILL Steven Streatfield

(57) Abstract :
A head restraint device for medical imaging apparatus such as medical resonance imaging (MRI) apparatus is described. The device includes a base (2) including a support (8) for supporting the back of a subject s head. A first arm (4) and a second arm (6) are also provided the proximal ends of the first and second arms being attachable to the base (2) such that the distal ends (22, 36) of the first and second arms (4 6) are spaced apart from one another to form a region for receiving a subject s head. One or more head grips which may include bone pins (46) are provided that are attachable to the distal end (22, 36) of each of the first arm and second arm (4, 6) for engaging a head located in the region for receiving a subject s head. An arm positioning mechanism allows the spacing between the distal ends (22, 36) of the first and second arms (4, 6) to be altered such that the size of the region for receiving the subject s head can be adjusted.

No. of Pages : 18 No. of Claims : 14

(12) PATENT APPLICATION PUBLICATION
(21) Application No.1646/DELNP/2015 A
(19) INDIA
(22) Date of filing of Application :27/02/2015
(43) Publication Date : 03/07/2015

(54) Title of the invention : CANCER DIAGNOSTIC AND THERAPEUTIC METHOD TARGETING MOLECULES EXPRESSED IN CANCER STEM CELLS

(51) International classification :G01N33/574
(31) Priority Document No :2012193757
(32) Priority Date :04/09/2012
(33) Name of priority country :Japan
(86) International Application No :PCT/JP2013/074172
Filing Date :03/09/2013
(87) International Publication No :WO 2014/038682
(61) Patent of Addition to Application Number :NA
Filing Date :NA
(62) Divisional to Application Number :NA
Filing Date :NA

(71)**Name of Applicant :**
1)NIIGATA UNIVERSITY
Address of Applicant :8050 Ikarashi 2 no cho Nishi ku Niigata shi Niigata 9502181 Japan
2)OTSUKA PHARMACEUTICAL CO. LTD.
(72)**Name of Inventor :**
1)KAGAMU Hiroshi
2)NARITA Ichiei
3)GOTO Yoshihiro
4)HAYASHI Takashi

(57) Abstract :
The present invention provides a novel method for determining cancer malignancy a novel cancer diagnostic method a novel method for determining prognosis a novel vaccine for cancer treatment and a novel vaccine for suppressing cancer metastasis. Specifically the invention provides a cancer malignancy evaluation method that comprises the step of measuring a DDX3X expression level in a cancer tissue and the step of evaluating malignancy of the cancer tissue by using the DDX3X expression level.

No. of Pages : 90 No. of Claims : 14

(12) PATENT APPLICATION PUBLICATION
(21) Application No.1647/DELNP/2015 A
(19) INDIA
(22) Date of filing of Application :27/02/2015
(43) Publication Date : 03/07/2015

(54) Title of the invention : BELT DRIVE SYSTEM

(51) International classification :F16H7/02,F16H55/17
(31) Priority Document No :13/596200
(32) Priority Date :28/08/2012
(33) Name of priority country :U.S.A.
(86) International Application No :PCT/US2013/056782
Filing Date :27/08/2013
(87) International Publication No :WO 2014/035955
(61) Patent of Addition to Application Number :NA
Filing Date :NA
(62) Divisional to Application Number :NA
Filing Date :NA

(71)**Name of Applicant :**
1)GATES CORPORATION
Address of Applicant :1551 Wewatta Street IP Law Dept. 10 A3 Denver Colorado 80202 U.S.A.
(72)**Name of Inventor :**
1)ADAMS Richard J.

(57) Abstract :
A pulley and drive belt system comprising a drive belt the drive belt comprising a plurality of longitudinally spaced lugs each having an alignment groove dividing the lug into first and second lug segments the alignment groove having an alignment groove depth and at least one pulley configured to engage a surface of the drive belt the at least one pulley comprising a frame configured to rotate about a rotation axis the frame having a circular outer rim with opposing sides a plurality of circumferential teeth extending radially and axially of the rim each tooth having a tooth width and each tooth being configured to be received between adjacent lugs of the drive belt and an alignment member having a wire form and extending between adjacent circumferential teeth tops the alignment member being configured to be received in the alignment groove and the alignment member extending no further radially from the rotation axis than the circumferential teeth a debris ejecting opening disposed radially inward of the alignment member between the circumferential teeth the circumferential teeth the alignment member and the alignment groove being configured so that with the alignment member received in the alignment groove the drive belt rides on the circumferential teeth.

No. of Pages : 28 No. of Claims : 24

(12) PATENT APPLICATION PUBLICATION
(21) Application No.3769/DEL/2013 A
(19) INDIA
(22) Date of filing of Application :26/12/2013
(43) Publication Date : 03/07/2015

(54) Title of the invention : A NOVEL REAR AXLE TWIST BEAM OF VEHICLE TO IMPROVE LUBRICATION BY USING OIL AND A METHOD OF MANUFACTURING THEREOF

(51) International classification :B60G
(31) Priority Document No :NA
(32) Priority Date :NA
(33) Name of priority country :NA
(86) International Application No :NA
Filing Date :NA
(87) International Publication No : NA
(61) Patent of Addition to Application Number :NA
Filing Date :NA
(62) Divisional to Application Number :NA
Filing Date :NA

(71)**Name of Applicant :**
1)MARUTI SUZUKI INDIA LIMITED
Address of Applicant :1 NELSON MANDELA ROAD, VASANT KUNJ, NEW DELHI-110070, INDIA
(72)**Name of Inventor :**
1)RAGHAVENDRA VEDARTHAM
2)SREEKANTH P S
3)PRADEEP KATHURIA

(57) Abstract :
This invention relates to a novel rear axle twist beam of vehicle to improve lubrication by using oil comprising of a centre beam connected to at least one trailing arm at the end, in which the centre beam is provided with a hole at one end to lubricate its inner surface, wherein the hole is provided with a closure.

No. of Pages : 11 No. of Claims : 9

(12) PATENT APPLICATION PUBLICATION
(21) Application No.1630/DELNP/2015 A
(19) INDIA
(22) Date of filing of Application :26/02/2015
(43) Publication Date : 03/07/2015

(54) Title of the invention : THICK TEXTURED ACIDIFIED DAIRY OR DAIRY LIKE PRODUCTS AND METHODS FOR PRODUCING SAME

(51) International classification :A23C9/154
(31) Priority Document No :61/699931
(32) Priority Date :12/09/2012
(33) Name of priority country :U.S.A.
(86) International Application No :PCT/IB2013/058511
Filing Date :12/09/2013
(87) International Publication No :WO 2014/041511
(61) Patent of Addition to Application Number :NA
Filing Date :NA
(62) Divisional to Application Number :NA
Filing Date :NA

(71)**Name of Applicant :**
1)NESTEC S.A.
Address of Applicant :Avenue Nestl 55 CH 1800 Vevey Switzerland
(72)**Name of Inventor :**
1)LINSENMEIER Andreas Manfred
2)STORR Frank Andre
3)HALLE Mathilde

(57) Abstract :
The present disclosure provides shelf stable dairy based compositions having a thick texture while also satisfying nutritional requirements for babies and young children and methods for producing the same. Methods of thickening dairy based compositions are also provided. In a general embodiment the present disclosure provides a method for producing a shelf stable dairy based nutritional composition by providing a dairy based composition and a specially formulated fruit or flavor preparation to create a thickened dairy based nutritional composition through direct acidification having textures and nutritional components that are appealing to children.

No. of Pages : 42 No. of Claims : 20

(12) PATENT APPLICATION PUBLICATION
(21) Application No.1631/DELNP/2015 A
(19) INDIA
(22) Date of filing of Application :26/02/2015
(43) Publication Date : 03/07/2015

(54) Title of the invention : METHODS AND SYSTEMS FOR ENERGY BALANCE CONTROL FOR FEED FLOW AND FEED TEMPERATURE DISTURBANCES

(51) International classification :A61L2/02,A23L3/00,A23L3/16
(31) Priority Document No :61/704705
(32) Priority Date :24/09/2012
(33) Name of priority country :U.S.A.
(86) International Application No :PCT/IB2013/058702
Filing Date :20/09/2013
(87) International Publication No :WO 2014/045237
(61) Patent of Addition to Application Number :NA
Filing Date :NA
(62) Divisional to Application Number :NA
Filing Date :NA

(71)**Name of Applicant :**
1)NESTEC S.A.
Address of Applicant :Avenue Nestle 55 CH 1800 Vevey Switzerland
(72)**Name of Inventor :**
1)CUMMINGS Daniel Louis

(57) Abstract :
The present disclosure provides methods and systems for mitigating finished product temperature transients caused by changes in product flow raw product temperature or other disturbances in an aseptic sterilization process. The methods and systems include applying an energy balance feedforward control scheme to the aseptic sterilization process to compensate for raw product temperature changes and changes in product flow. The methods and systems prevent damage to a finished product from occurring based on adverse transient temperature responses of heaters and coolers in an aseptic sterilization process.

No. of Pages : 23 No. of Claims : 21

(12) PATENT APPLICATION PUBLICATION
(21) Application No.3773/DEL/2013 A
(19) INDIA
(22) Date of filing of Application :26/12/2013
(43) Publication Date : 03/07/2015

(54) Title of the invention : NOVEL UNDERBODY STRUCTURE OF VEHICLE TO RESIST VEHICLE CABIN DEFORMATION IN HEAD ON COLLISION

(51) International classification :B62D
(31) Priority Document No :NA
(32) Priority Date :NA
(33) Name of priority country :NA
(86) International Application No :NA
Filing Date :NA
(87) International Publication No : NA
(61) Patent of Addition to Application Number :NA
Filing Date :NA
(62) Divisional to Application Number :NA
Filing Date :NA

(71)**Name of Applicant :**
1)MARUTI SUZUKI INDIA LIMITED
Address of Applicant :1, NELSON MANDELA ROAD, VASANT KUNJ, NEW DELHI India
(72)**Name of Inventor :**
1)RAHUL R BETTAKOTE
2)SANJEEV KUMAR

(57) Abstract :
This invention relates novel underbody structure of vehicle to resist vehicle cabin deformation in head on collision comprising of a floor between front and rear wheels provided with atleast two longitudinal members thereunder spot welded to each other wherein first longitudinal member is spot welded to front longitudinal member of vehicle in which reinforcement is provided on and under the floor together with a means for reinforcing connection strength. The invention helps in reducing front door deformation and dash intrusion.

No. of Pages : 19 No. of Claims : 7

(12) PATENT APPLICATION PUBLICATION
(21) Application No.3775/DEL/2013 A
(19) INDIA
(22) Date of filing of Application :26/12/2013
(43) Publication Date : 03/07/2015

(54) Title of the invention : AIR DISTRIBUTOR DUCT ASSEMBLY OF VEHICLE

(51) International classification :B01J
(31) Priority Document No :NA
(32) Priority Date :NA
(33) Name of priority country :NA
(86) International Application No :NA
Filing Date :NA
(87) International Publication No : NA
(61) Patent of Addition to Application Number :NA
Filing Date :NA
(62) Divisional to Application Number :NA
Filing Date :NA

(71)**Name of Applicant :**
1)MARUTI SUZUKI INDIA LIMITED
Address of Applicant :1, NELSON MANDELA ROAD, VASANT KUNJ, NEW DELHI India
(72)**Name of Inventor :**
1)FELIX REGIN A
2)ABHINAV AGARWAL
3)NIRAJ KUMAR MISHRA

(57) Abstract :
Invcntion relates to air distributor duct assembly of vehicle comprising of ax! air distributor duct mounted on inner side of front burnper, wherein said air ..- . : i..: is having a plurality of inlets, outlet of which is directed towards specific :-::+on of h::a ::xchanger for cooling thereof. I t is associated with the f ! l w i x g - Improvcs the air cooling performance of heat exchanger modules by incrcasii-ig sir mass flow rate by diverting thc s,ir towards thc heat cxcrarigcr rrlc;dules which was flowing to [fie erigirle roorrl MI. !-: i,ct corl[ribu[irlg the heat exclrarlger - Sirnpfc: in design, manufacturing of which is easy. .<-i - o sctff ectivc. .s. . .i c qui;-cs Icss tinlc for assembly. piccomniodate in existing vehicle witfloiit requl.r l.r lg ariy modification. - it covers unly upper grill opening and specific locatior, of heat exchanger. - Supplcmcnts air flow. -;.c.. c,r ,a. ;ns ar;st.hcti:: appcaj of vchl.c l- c.

No. of Pages : 18 No. of Claims : 9

(12) PATENT APPLICATION PUBLICATION
(19) INDIA
(22) Date of filing of Application :26/02/2015
(21) Application No.1639/DELNP/2015 A
(43) Publication Date : 03/07/2015

(54) Title of the invention : CARD READER

(51) International classification :G06K17/00,G06K13/02
(31) Priority Document No :2012216445
(32) Priority Date :28/09/2012
(33) Name of priority country :Japan
(86) International Application No :PCT/JP2013/076311
Filing Date :27/09/2013
(87) International Publication No :WO 2014/051072
(61) Patent of Addition to Application Number :NA
Filing Date :NA
(62) Divisional to Application Number :NA
Filing Date :NA

(71)**Name of Applicant :**
1)NIDEC SANKYO CORPORATION
Address of Applicant :5329 Shimosuwa machi Suwa gun Nagano 3938511 Japan
(72)**Name of Inventor :**
1)ISHIKAWA Kazutoshi
2)TAKAHASHI Kazunori

(57) Abstract :
Provided is a card reader that transports a substantially rectangular card along the shorter direction thereof and processes the card wherein even in cases of processing for example a card on which a magnetic stripe is formed parallel to the longer direction of the card on one surface thereof and on which an external connection terminal of an IC chip is formed on the other surface it is possible to ensure contact pressure between the external connection terminal and an IC contact spring. This card reader comprises: a magnetic head (7); and a head movement mechanism that moves the magnetic head (7) in the width direction of a transport path (5) and also moves the magnetic head (7) between a head abutting position at which the magnetic head (7) can abut against a card (2) and a head retreat position at which the magnetic head (7) is retreated from the transport path (5). An opening (28) through which the magnetic head (7) passes when the magnetic head (7) moves in the width direction of the transport path (5) is formed in the transport path (5). When an IC contact spring (59) contacts an external connection terminal of the card (2) the magnetic head (7) is located at the head abutting position and abuts against one surface of the card (2).

No. of Pages : 63 No. of Claims : 16

(12) PATENT APPLICATION PUBLICATION
(21) Application No.1640/DELNP/2015 A
(19) INDIA
(22) Date of filing of Application :27/02/2015
(43) Publication Date : 03/07/2015

(54) Title of the invention : COOLING ARRANGEMENT FOR COMPONENTS DISPOSED IN AN INTERIOR OF A SWITCH CABINET

(51) International classification :H05K7/20
(31) Priority Document No :10 2012 108 110.7
(32) Priority Date :31/08/2012
(33) Name of priority country :Germany
(86) International Application No :PCT/DE2013/100286
Filing Date :08/08/2013
(87) International Publication No :WO 2014/032649
(61) Patent of Addition to Application Number :NA
Filing Date :NA
(62) Divisional to Application Number :NA
Filing Date :NA

(71)**Name of Applicant :**
1)RITTAL GMBH & CO. KG
Address of Applicant :Auf dem St¼tzelberg 35745 Herborn Germany
(72)**Name of Inventor :**
1)CACHO ALONSO Juan Carlos
2)KLASSEN Samuel

(57) Abstract :
The invention relates to a switch cabinet (1) having a cooling device (2) which has a first closed coolant circuit (3) and a second closed coolant circuit (4) fluidically separated from the first coolant circuit (3) wherein the first coolant circuit (3) has a refrigeration device or a chilled water unit and the second coolant circuit (4) has a heat pipe arrangement.

No. of Pages : 24 No. of Claims : 7

(12) PATENT APPLICATION PUBLICATION
(21) Application No.2581/DEL/2009 A
(19) INDIA
(22) Date of filing of Application :11/12/2009
(43) Publication Date : 03/07/2015

(54) Title of the invention : DEVICE FOR VASCULAR ACCESS

(51) International classification	:G01N 21/75	
(31) Priority Document No	:NA	
(32) Priority Date	:NA	
(33) Name of priority country	:NA	
(86) International Application No	:NA	
Filing Date	:NA	
(87) International Publication No	:NA	
(61) Patent of Addition to Application Number	:NA	
Filing Date	:NA	
(62) Divisional to Application Number	:NA	
Filing Date	:NA	

(71)**Name of Applicant :**
1)STANFORD-INDIA BIODESIGN
Address of Applicant :STANFORD-INDIA BIODESIGN, ALL INDIA INSTITUTE OF MEDICAL SCIENCES, #108,, OLD OT BOLCK (I FLR), ANSARI NAGAR, NEW DELHI-110029 India
(72)**Name of Inventor :**
1)KARVE, JAYANT SITARAM
2)JAGGU, SRINIVAS KIRAN
3)DR. SINGH, SANDEEP
4)SHARMA, AMIT K
5)CHASMAWALA, NISHITH

(57) Abstract :
The present subject matter relates to a device for vascular access, in particular to an intraosseous device. The device includes a penetrating unit to penetrate a penetration site, a driver unit coupled to the penetrating unit to drive the penetrating unit into the penetration site, and an aspiration unit coupled to the penetrating unit to aspirate a sample from the penetration site. The present subject matter further relates to an intraosseous device including a penetrating unit, a driver unit and a guide assembly. The penetrating unit includes a conduit hub having a fluid conduit fixed therein, and a trocar received in the fluid conduit, for penetrating the penetration site. The driver unit is coupled to the penetrating unit to drive the penetrating unit into the penetration site. The guide assembly encloses the conduit hub to prevent bending and sideways movement of the fluid conduit.

No. of Pages : 31 No. of Claims : 42

(12) PATENT APPLICATION PUBLICATION
(21) Application No.3802/DEL/2013 A
(19) INDIA
(22) Date of filing of Application :27/12/2013
(43) Publication Date : 03/07/2015

(54) Title of the invention : CEILING FAN MOUNTING ARRANGEMENT

(51) International classification	:F04D	(71)**Name of Applicant :**
(31) Priority Document No	:NA	**1)Rajni Kant**
(32) Priority Date	:NA	Address of Applicant :879, Jagadhri Road, Arya Nagar,
(33) Name of priority country	:NA	Ambala Cantt, Haryana -133001, Uttar Pradesh India
(86) International Application No	:NA	(72)**Name of Inventor :**
Filing Date	:NA	**1)Rajni Kant**
(87) International Publication No	: NA	
(61) Patent of Addition to Application Number	:NA	
Filing Date	:NA	
(62) Divisional to Application Number	:NA	
Filing Date	:NA	

(57) Abstract :
Aspects of the present disclosure relate to an adjustable support for a ceiling fan assembly, which can include a holding assembly, a housing containing a motor, one or more fan blades, and a canopy. Holding assembly can be configured to hold the whole fan assembly onto a ceiling in any known manner, wherein the holding assembly can include at least one rubber boot design in order to engage hook(s) of various sizes within the holding arrangement of the ceiling fan.

No. of Pages : 25 No. of Claims : 13

(12) PATENT APPLICATION PUBLICATION
(21) Application No.1663/DELNP/2015 A
(19) INDIA
(22) Date of filing of Application :27/02/2015
(43) Publication Date : 03/07/2015

(54) Title of the invention : OXIDE SEMICONDUCTOR STACKED FILM AND SEMICONDUCTOR DEVICE

(51) International classification :H01L29/786,H01L21/336
(31) Priority Document No :2012173388
(32) Priority Date :03/08/2012
(33) Name of priority country :Japan
(86) International Application No :PCT/JP2013/070950
Filing Date :25/07/2013
(87) International Publication No :WO 2014/021442
(61) Patent of Addition to Application Number :NA
Filing Date :NA
(62) Divisional to Application Number :NA
Filing Date :NA

(71)**Name of Applicant :**
1)SEMICONDUCTOR ENERGY LABORATORY CO. LTD.
Address of Applicant :398 Hase Atsugi shi Kanagawa 2430036 Japan
(72)**Name of Inventor :**
1)YAMAZAKI Shunpei
2)TSUBUKU Masashi
3)WATANABE Ryosuke
4)OOTA Masashi
5)ISHIHARA Noritaka
6)INOUE Koki

(57) Abstract :
An oxide semiconductor stacked film which does not easily cause a variation in electrical characteristics of a transistor and has high stability is provided. Further, a transistor which includes the oxide semiconductor stacked film in its channel formation region and has stable electrical characteristics is provided. An oxide semiconductor stacked film includes a first oxide semiconductor layer, a second oxide semiconductor layer, and a third oxide semiconductor layer which are sequentially stacked and each of which contains indium, gallium, and zinc. The content percentage of indium in the second oxide semiconductor layer is higher than that in the first oxide semiconductor layer and the third oxide semiconductor layer, and the absorption coefficient of the oxide semi - conductor stacked film, which is measured by the CPM, is lower than or equal to 3 x 10-3 /cm in an energy range of 1.5 eV to 2.3 eV.

No. of Pages : 94 No. of Claims : 18

(12) PATENT APPLICATION PUBLICATION
(21) Application No.1664/DELNP/2015 A
(19) INDIA
(22) Date of filing of Application :27/02/2015
(43) Publication Date : 03/07/2015

(54) Title of the invention : PISTON HAVING A SENSOR ELEMENT

(51) International classification :F16J1/00,F15B15/14,F15B15/28
(31) Priority Document No :10 2012 216 707.2
(32) Priority Date :19/09/2012
(33) Name of priority country :Germany
(86) International Application No :PCT/DE2013/200114
Filing Date :09/08/2013
(87) International Publication No :WO 2014/044263
(61) Patent of Addition to Application Number :NA
Filing Date :NA
(62) Divisional to Application Number :NA
Filing Date :NA

(71)**Name of Applicant :**
1)SCHAEFFLER TECHNOLOGIES AG & CO. KG
Address of Applicant :Industriestrae 1 3 91074 Herzogenaurach Germany
(72)**Name of Inventor :**
1)BRAUNAGEL Jasmin
2)SEIFERMANN J¼rgen

(57) Abstract :
The invention relates to a piston (1) having a sensor element (2) wherein the piston has a substantially cylindrical wall (3) with two opposite end faces (4, 5) wherein the sensor element is provided in the form of a segment in particular in the form of a segment of a ring on the cylindrical wall (3) between the end faces (4, 5).

No. of Pages : 34 No. of Claims : 10

(12) PATENT APPLICATION PUBLICATION
(21) Application No.2862/DEL/2014 A
(19) INDIA
(22) Date of filing of Application :08/10/2014
(43) Publication Date : 03/07/2015

(54) Title of the invention : MATRIX FERRITE DRIVER CIRCUIT

(51) International classification :H01Q3/36
(31) Priority Document No :14/068,515
(32) Priority Date :31/10/2013
(33) Name of priority country :U.S.A.
(86) International Application No :NA
Filing Date :NA
(87) International Publication No : NA
(61) Patent of Addition to Application Number :NA
Filing Date :NA
(62) Divisional to Application Number :NA
Filing Date :NA

(71)**Name of Applicant :**
1)HONEYWELL INTERNATIONAL INC.
Address of Applicant :101 Columbia Road, POB 2245, Morristown, N.J. 07962-2245, USA
(72)**Name of Inventor :**
1)SEAN FORNEY

(57) Abstract :
A ferrite module matrix driver circuit comprises a controller, a charging circuit, a plurality of ferrite modules arsanged in the form of a matrix, a plurality of first switches driven by the controller, a plurality of second switches driven by the controller, and one or more comparators coupled to the charging circuit and the controller. Each switch in the first plurality of switches connects a respective column of said plurality of ferrite modules to the charging circuit. Each switch in the second plurality of switches connects a respective row of said plurality of ferrite modules to ground. And, after a specific voltage has been reached by the charging circuit, one of the comparators signals to the controller, which in turn selects a specific ferrite module to be polarized by driving one of the plurality of first switches and one of the plurality of second switches.

No. of Pages : 24 No. of Claims : 10

(12) PATENT APPLICATION PUBLICATION
(19) INDIA
(22) Date of filing of Application :30/12/2013
(21) Application No.3823/DEL/2013 A
(43) Publication Date : 03/07/2015

(54) Title of the invention : ENODE LOAD BALANCING IN FCOE NETWORKS

(51) International classification :H04L
(31) Priority Document No :NA
(32) Priority Date :NA
(33) Name of priority country :NA
(86) International Application No :NA
Filing Date :NA
(87) International Publication No : NA
(61) Patent of Addition to Application Number :NA
Filing Date :NA
(62) Divisional to Application Number :NA
Filing Date :NA

(71)**Name of Applicant :**
1)ALCATEL LUCENT
Address of Applicant :3, AVENUE OCTAVE GREARD 75007 PARIS, France
(72)**Name of Inventor :**
1)ARUMUGAM, LATHAKANNAN
2)GORENTLA, CHANDRA
3)PRAKASH, OM

(57) Abstract :
Method(s) and system(s) for transmitting Fibre Channel over Ethernet (FCoE) frames are disclosed. The method comprises, assigning an identifier to each of one or more fibre channel (FC) ports of an N_port ID Virtualization (NPIV) gateway (108). The method further comprises transmitting, for each of the one or more FC ports, the corresponding identifier address as a Fibre Channel Forwarder (FCF) MAC address to a plurality of Enodes (102) present in a communication network (104). The method further comprises, establishing, based at least on the FCF MAC address, a session between the Enode (102) and FC switch (110) through an FC port of the NPIV gateway (108) for switching at least one FCoE frame received from the Enode (102) to the FC switch (110).

No. of Pages : 21 No. of Claims : 14

(12) PATENT APPLICATION PUBLICATION
(19) INDIA
(22) Date of filing of Application :30/12/2013
(21) Application No.3824/DEL/2013 A
(43) Publication Date : 03/07/2015

(54) Title of the invention : TRACING A FIBRE CHANNEL FORWARDER IN FCOE

(51) International classification :H01S
(31) Priority Document No :NA
(32) Priority Date :NA
(33) Name of priority country :NA
(86) International Application No :NA
Filing Date :NA
(87) International Publication No : NA
(61) Patent of Addition to Application Number :NA
Filing Date :NA
(62) Divisional to Application Number :NA
Filing Date :NA

(71)**Name of Applicant :**
1)ALCATEL LUCENT
Address of Applicant :3, AVENUE OCTAVE GREARD, 75007 PARIS, France
(72)**Name of Inventor :**
1)YERRAPUREDDY, SANJEEVA
2)BHEEMUNI, BALAJI
3)BHATIA, JAGJEET

(57) Abstract :
A method to trace a fibre channel forwarder (FCF) in a Fibre Channel over Ethernet (FCoE) network is described. The method includes identifying a primary FCoE port of a Reverse N_Port ID Virtualization (R-NPIV) bridge to be non-functional, where the primary FCoE port connects the R-NPIV bridge to an FCF in the FCoE network. The method also includes selecting at least one of the FCF and a secondary FCF, from amongst one or more FCFs identified to be available on the primary FCoE port, for communication of data. The method further includes configuring a secondary FCoE port for connection with the at least one of, the FCF and the secondary FCF, where the connection allows communication of data between the FC nodes and the FCoE network.

No. of Pages : 23 No. of Claims : 14

(12) PATENT APPLICATION PUBLICATION
(21) Application No.3112/DEL/2014 A
(19) INDIA
(22) Date of filing of Application :30/10/2014
(43) Publication Date : 03/07/2015

(54) Title of the invention : NODE DE-DUPLICATION IN A NETWORK MONITORING SYSTEM

(51) International classification :G06F15/173
(31) Priority Document No :14/072,150
(32) Priority Date :05/11/2013
(33) Name of priority country :U.S.A.
(86) International Application No :NA
Filing Date :NA
(87) International Publication No : NA
(61) Patent of Addition to Application Number :NA
Filing Date :NA
(62) Divisional to Application Number :NA
Filing Date :NA

(71)**Name of Applicant :**
1)SOLARWINDS WORLDWIDE, LLC
Address of Applicant :7171 Southwest Parkway, Building 400, Austin, Texas 78735, UNITED STATES OF AMERICA
(72)**Name of Inventor :**
1)ZIZLAVSKY, MAREK
2)POSPISIL, TOMAS
3)MRKVICKA, TOMAS

(57) Abstract :
Systems, methods, apparatuses, and computer program products for node de-duplication. One method includes discovering, by a network monitoring apparatus, nodes in a network, and collecting a list of internet protocol (IP) addresses, media access control (MAC) addresses, domain name system (DNS) names, and sysnames for each of the nodes discovered in the network. The method may also include comparing the collected list of information for each of the discovered nodes with corresponding information for current nodes and other discovered nodes. The method may then includes determining duplicate nodes that are duplicates of the other discovered nodes and/or the current nodes based on the comparison of the IP addresses, MAC addresses, DNS names, and sysnames.

No. of Pages : 31 No. of Claims : 14

(12) PATENT APPLICATION PUBLICATION
(21) Application No.3805/DEL/2013 A
(19) INDIA
(22) Date of filing of Application :30/12/2013
(43) Publication Date : 03/07/2015

(54) Title of the invention : A NOVEL RECONSTITUTED LEATHER SHEET AND A PROCESS FOR THE PREPARATION THEREOF

(51) International classification :A43B
(31) Priority Document No :NA
(32) Priority Date :NA
(33) Name of priority country :NA
(86) International Application No :NA
Filing Date :NA
(87) International Publication No : NA
(61) Patent of Addition to Application Number :NA
Filing Date :NA
(62) Divisional to Application Number :NA
Filing Date :NA

(71)**Name of Applicant :**
1)COUNCIL OF SCIENTIFIC & INDUSTRIAL RESEARCH
Address of Applicant :ANUSANDHAN BHAWAN, RAFI MARG, NEW DELHI - 110001,INDIA
(72)**Name of Inventor :**
1)MR. BASKAR SANTHOSH KUMAR
2)MR. RETHINAM SENTHIL
3)DR. SANTHANAM SEKAR
4)DR. DAS BHABENDRA NATH
5)Mr. RANGANATHAN MOHAN
6)MR. SELVARAJ MATHIVANAN
7)DR. THOTAPALLI PARVATHALESHWARE SASTRY

(57) Abstract :
The present invention relates to a novel reconstituted leather sheet prepared by process intervention by way of application of binder on to the packed leather fiber and treating it with acid, whereby a continuous sheet is produced. The sheet exhibits very good mechanical properties. It opens a new channel for the utilization of the solid leather wastes generated by tanneries or used leather products to make value added consumer items of low price range. The sheet material obtained by this process can be used for making different consumer goods including children footwear, slippers uppers, light leather materials like purses, valets, and key chain holding material etc. Thus, a certain value addition is ensured for benefits to consumer product industries.

No. of Pages : 20 No. of Claims : 8

(12) PATENT APPLICATION PUBLICATION
(21) Application No.3806/DEL/2013 A
(19) INDIA
(22) Date of filing of Application :30/12/2013
(43) Publication Date : 03/07/2015

(54) Title of the invention : TERPENYLPHENOLIC COMPOUNDS AND PROCESS FOR PREPARATION THEREOF

(51) International classification :A23K
(31) Priority Document No :NA
(32) Priority Date :NA
(33) Name of priority country :NA
(86) International Application No :NA
Filing Date :NA
(87) International Publication No : NA
(61) Patent of Addition to Application Number :NA
Filing Date :NA
(62) Divisional to Application Number :NA
Filing Date :NA

(71)**Name of Applicant :**
1)COUNCIL OF SCIENTIFIC & INDUSTRIAL RESEARCH
Address of Applicant :ANUSANDHAN BHAWAN, RAFI MARG, NEW DELHI - 110001, INDIA
(72)**Name of Inventor :**
1)SURYAWANSHI SHIVAJI NARAYAN
2)GUPTA SUMAN
3)KUMAR SANTOSH
4)SHIVHARE RAHUL
5)SRIVASTAVA KHUSHBOO

(57) Abstract :
The present invention relates to terpenylphenolic compounds of general formula A, useful as antileishrnanial agents. The present invention provides a process for the preparation of compound of general formula A. R4 General f ormul a A Where The compounds prepared are useful as antileishmanial compounds and compounds have shown excellent in vitro results and the in vivo tests in hamster model (Table 1). The synthesis of these compounds is simple, economically feasible, environmentally friendly and easily processable. 3. Dr.(Mrs.) INDRA DWIVEDY dw m 8ml% I Senior Principal Scientist d. . 4 1 . Fa. &. m. 7. P. U.1 CSIR m , l 4 , d, 4 ;Tf - 67 NlSCAlR BuiMing,l4,Satsang Vihar Marg, N.Delhi-67

No. of Pages : 18 No. of Claims : 6

(12) PATENT APPLICATION PUBLICATION
(19) INDIA
(22) Date of filing of Application :15/02/2013
(21) Application No.434/DEL/2013 A
(43) Publication Date : 03/07/2015

(54) Title of the invention : TOOL CHANGER FOR MACHINE TOOL

(51) International classification :B23Q3/157
(31) Priority Document No :NA
(32) Priority Date :NA
(33) Name of priority country :NA
(86) International Application No :NA
Filing Date :NA
(87) International Publication No : NA
(61) Patent of Addition to Application Number :NA
Filing Date :NA
(62) Divisional to Application Number :NA
Filing Date :NA

(71)**Name of Applicant :**
1)KUGI TECH CORP.
Address of Applicant :NO. 15 LONGSHAN 2ND ST., DAYA DIST., TAICHUNG CITY 42863, TAIWAN (R.O.C.)
(72)**Name of Inventor :**
1)LIU, CHE-SEN

(57) Abstract :
A machine tool comprising: a column, a lever arm provided on top of said column and extended forwardly from said column, a working spindle and a guiding member slidably attached to said lever arm and movable up and down relative to said lever arm, said guiding member including an upper guiding surface and a lower recess formed and defined by an anchoring surface, said guiding surface of said guiding member being located farther away from said column as compared with said anchoring surface of said guiding member, a tool cartridge supporting at least one tool element thereon, and pivotally attached to said lever arm with a pivot shaft for allowing said tool cartridge to be pivoted relative to said lever arm and to be selectively moved toward and away from said working spindle and said guiding member, and for selectively supplying and feeding said at least one tool element to said working spindle, said tool cartridge including a seat provided thereon, said seat including a cam surface formed and provided thereon, a guiding roller rotatably attached to said seat for selectively contacting and engaging with said guiding surface of said guiding member and for separating said tool cartridge from said working spindle and said guiding member, and said tool cartridge being moveable toward said working spindle and said guiding member for selectively moving and feeding said at least one tool element to said working spindle when said guiding roller is selectively contacted and engaged with said anchoring surface of said guiding member, and a guiding wheel rotatably attached to said guiding member with a pivot axle and extended into said recess of said guiding member and located outside said guiding member, and offset from said guiding roller and provided for selectively contacting and engaging with said cam surface of said seat, and said guiding wheel being contacted and engaged with said cam surface of said seat for moving said guiding roller from said guiding surface to said anchoring surface of said guiding member when said working spindle and said guiding member are moved upwardly relative said column and said lever arm, and said guiding wheel being contacted and engaged with said cam surface of said seat for moving said guiding roller from said anchoring surface to said guiding surface of said guiding member when said working spindle and said guiding member are moved downwardly relative said column and said lever arm.

No. of Pages : 27 No. of Claims : 3

(12) PATENT APPLICATION PUBLICATION
(21) Application No.3825/DEL/2013 A
(19) INDIA
(22) Date of filing of Application :30/12/2013
(43) Publication Date : 03/07/2015

(54) Title of the invention : COMMUNICATION IN A FIBRE CHANNEL OVER ETHERNET NETWORK

(51) International classification :H04L
(31) Priority Document No :NA
(32) Priority Date :NA
(33) Name of priority country :NA
(86) International Application No :NA
Filing Date :NA
(87) International Publication No : NA
(61) Patent of Addition to Application Number :NA
Filing Date :NA
(62) Divisional to Application Number :NA
Filing Date :NA

(71)**Name of Applicant :**
1)ALCATEL LUCENT
Address of Applicant :3, AVENUE OCTAVE GREARD 75007 PARIS, France
(72)**Name of Inventor :**
1)YERRAPUREDDY, SANJEEVA
2)BHEEMUNI, BALAJI
3)VEERARAGHAVAN, MUTHUKRISHNAN
4)BHATIA, JAGJEET

(57) Abstract :
Systems and methods for communicating in a Fibre Channel over Ethernet (FCoE) network (104) with a reverse N_Port ID Virtualization (R-NPIV) device (102) are described. The described method may include broadcasting discovery solicitation messages to identify available Fibre Channel Forwarders (FCFs) (108) in vicinity and identifying a first FCF (108) from among the available FCFs (108) for communicating in the FCoE network based on selection parameters. The method also includes receiving a session request from at least one Fibre Channel (FC) node (106) to establish a fibrechannel session, where the session request is received in FC protocol, and converting the session request into a FCoE Initialization Protocol (FIP) request to generate a FCoE session request. The method also includes sending the FCoE session request to the first FCF (108) to establish a FCoE session.

No. of Pages : 33 No. of Claims : 15

(12) PATENT APPLICATION PUBLICATION
(19) INDIA
(22) Date of filing of Application :30/12/2013
(21) Application No.3826/DEL/2013 A
(43) Publication Date : 03/07/2015

(54) Title of the invention : ESTABLISHING A CONNECTION BETWEEN TWO FIBRE CHANNEL SWITCHES

(51) International classification :H04L
(31) Priority Document No :NA
(32) Priority Date :NA
(33) Name of priority country :NA
(86) International Application No :NA
Filing Date :NA
(87) International Publication No : NA
(61) Patent of Addition to Application Number :NA
Filing Date :NA
(62) Divisional to Application Number :NA
Filing Date :NA

(71)**Name of Applicant :**
1)ALCATEL LUCENT
Address of Applicant :3, AVENUE OCTAVE GREARD 75007 PARIS, France
(72)**Name of Inventor :**
1)CHARYA, SUDHINDRA
2)PALAMPALLI, KRISHNA PRASANTH
3)VEERARAGHAVAN, MUTHU KRISHNAN

(57) Abstract :
Method(s) and system(s) for establishing a connection between FC switches (102) are disclosed. The method comprises, converting, by a first gateway (104), an FC Exchange Link Parameters (ELP) frame received from a first FC switch (102) to a Fibre Channel over Ethernet (FCoE) Initialization Protocol (FIP) ELP frame , wherein the FC ELP frame is indicative of a request to establish a connection with a second FC switch (102). The method further comprises, transmitting, by the first gateway (104), the FIP ELP frame to a second gateway (104) over a communication network (106), wherein the second gateway (104) is connected to the second FC switch (102). The method further comprises receiving, by the first gateway (104), a connection establishment response message from the second gateway (104) for establishing the connection between the first FC switch (102) and the second FC switch (102).

No. of Pages : 29 No. of Claims : 15

(12) PATENT APPLICATION PUBLICATION
(21) Application No.570/DEL/2013 A
(19) INDIA
(22) Date of filing of Application :28/02/2013
(43) Publication Date : 03/07/2015

(54) Title of the invention : PNEUMATIC SOLENOID VALVE FOR MIG AIRCRAFT.

(51) International classification :B08B5/02
(31) Priority Document No :NA
(32) Priority Date :NA
(33) Name of priority country :NA
(86) International Application No :NA
Filing Date :NA
(87) International Publication No : NA
(61) Patent of Addition to Application Number :NA
Filing Date :NA
(62) Divisional to Application Number :NA
Filing Date :NA

(71)**Name of Applicant :**
1)ASERDC, HAL, ACCESSORIES DIVISION LUCKNOW
Address of Applicant :DGM (EQUIPMENTS) ASERDC, HINDUSTAN AERONAUTICS LIMITED, ACCESSORIES DIVISION, FAIZABAD ROAD, LUCKNOW-226016, U.P., INDIA.
(72)**Name of Inventor :**
1)B.K. SHARMA

(57) Abstract :
This Solenoid valve is a normally open type pneumatic valve. This valve is used to by pass the air in various pneumatic systems of R11 and R25 engine fuel systems. When energized it isolates the inlet port to out let port resulting in stop the air supply to various engine control systems. It consists of a coil assembly along with electrical connector housed in a casing. An Armature and Rod sub-assembly is prepared by adjusting the shims on the top of Armature and rod to provide the desired Armature travel. This sub assembly remains inserted inside the coil sub assembly. This Armature & Rod sub assembly is free to move in the coil sub assembly against a pre-loaded spring. Semi circular end of the rod of Armature & Rod sub assembly remains seated on valve. The valve remains lifted from the valve seat due to pre-load of spring between valve & valve seat causing valve open in normal condition. Body of the Valve consists of Inlet port and out let port and a provision for Valve seat. Due to spring between Armature & Rod sub assembly the valve seat remains open in normal condition. When the solenoid is energized, Armature along with Rod sub assembly push down the valve and seated on valve seat resulting isolating the inlet to outlet port and cut off air supply to pneumatic system. A filter sub assembly is provided at Inlet of the body to stop the entry of dirty air in the engine control sub systems.

No. of Pages : 6 No. of Claims : 9

(12) PATENT APPLICATION PUBLICATION
(21) Application No.1683/DELNP/2015 A
(19) INDIA
(22) Date of filing of Application :27/02/2015
(43) Publication Date : 03/07/2015

(54) Title of the invention : PLANT BASED MATERIAL COATED WITH LIPIDS USEFUL IN ADSORBING PETROLEUM PRODUCTS PROCESSES FOR MAKING THESE AND USES THEREOF

(51) International classification :B01J20/22,B01J20/32,B01D17/02
(31) Priority Document No :61/714906
(32) Priority Date :17/10/2012
(33) Name of priority country :U.S.A.
(86) International Application No :PCT/US2013/040893
Filing Date :14/05/2013
(87) International Publication No :WO 2014/062237
(61) Patent of Addition to Application Number :NA
Filing Date :NA
(62) Divisional to Application Number :NA
Filing Date :NA

(71)**Name of Applicant :**
1)SAUDI ARABIAN OIL COMPANY
Address of Applicant :Box 5000 Dhahran 31311 Saudi Arabia
(72)**Name of Inventor :**
1)YUSUF Zaki
2)FADHEL Bandar
3)HAMMAD Ahmad D.

(57) Abstract :
The invention relates to methods for making completely biodegradable hydrophobic oleophilic plant based materials which are useful in adsorption of petroleum products. The materials have an average diameter of from 1 to 5 mm and an ash content of from 10% to 30%. The non paraffin coating is an animal fat product preferably produced by dissolving a pure animal fat and using this as the coating material.

No. of Pages : 14 No. of Claims : 16

(12) PATENT APPLICATION PUBLICATION
(21) Application No.2872/DEL/2014 A
(19) INDIA
(22) Date of filing of Application :08/10/2014
(43) Publication Date : 03/07/2015

(54) Title of the invention : APPARATUS AND METHOD FOR CONTROLLING POWER BASED ON ENERGY EFFICIENCY IN MULTIPLE-INPUT AND MULTIPLE-OUTPUT (MIMO) COMMUNICATION SYSTEM

(51) International classification	:H04L27/28
(31) Priority Document No	:10-2013-0121157
(32) Priority Date	:11/10/2013
(33) Name of priority country	:Republic of Korea
(86) International Application No	:NA
Filing Date	:NA
(87) International Publication No	: NA
(61) Patent of Addition to Application Number	:NA
Filing Date	:NA
(62) Divisional to Application Number	:NA
Filing Date	:NA

(71)**Name of Applicant :**
1)SAMSUNG ELECTRONICS CO., LTD.
Address of Applicant :129, Samsung-ro, Yeongtong-gu, Suwon-si, Gyeonggi-do 443-742, Republic of Korea.
(72)**Name of Inventor :**
1)LEE, Byung Moo
2)BANG, Jong Ho
3)LEE, Nam Jeong
4)CHOI, Jin Hyeock

(57) Abstract :
Provided is an apparatus and method for managing a power consumption of a transmitter based on energy efficiency in a multiple-input and multiple-output (MIMO) communication system. The transmitter is configured to control a power of at least one of a baseband (BB) component, a radio frequency (RF) chain component, and a power amplifier (PA) component based on calculation of the energy efficiency.

No. of Pages : 59 No. of Claims : 24

(12) PATENT APPLICATION PUBLICATION
(19) INDIA
(22) Date of filing of Application :08/10/2014
(21) Application No.2873/DEL/2014 A
(43) Publication Date : 03/07/2015

(54) Title of the invention : MONITOR AND DIAGNOSIS APPARATUS OF EQUIPMENT

(51) International classification :G06F11/00
(31) Priority Document No :2013-213977
(32) Priority Date :11/10/2013
(33) Name of priority country :Japan
(86) International Application No :NA
Filing Date :NA
(87) International Publication No : NA
(61) Patent of Addition to Application Number :NA
Filing Date :NA
(62) Divisional to Application Number :NA
Filing Date :NA

(71)**Name of Applicant :**
1)HITACHI, LTD.
Address of Applicant :6-6, Marunouchi 1-chome, Chiyoda-ku, Tokyo, Japan
(72)**Name of Inventor :**
1)ISHII Yoshikazu
2)SHIMAKURA Satoshi
3)SASAKI Hiroto
4)KAWABATA Kaoru

(57) Abstract :
A monitor and diagnosis apparatus for equipment provided in a plant having devices arranged in a parallel form, such as a district energy supply system, to monitor running of the devices includes a means (120) for measuring and storing process quantities during equipment running and on/off states of pieces of equipment in running, and conducting clustering by taking a function, such as water feeding, cold heat supply, and heat exchange, as unit, and a cluster classification means (122) for determining clusters to which respective functions of the target plant belong, on the basis of process quantities collected at determinate periods and on/off states of pieces of equipment, and relations between process quantities and clusters in each function unit sere displayed.

No. of Pages : 37 No. of Claims : 8

(12) PATENT APPLICATION PUBLICATION
(21) Application No.3839/DEL/2013 A
(19) INDIA
(22) Date of filing of Application :31/12/2013
(43) Publication Date : 03/07/2015

(54) Title of the invention : SYNERGISTIC FUNGICIDAL COMPOSITION

(51) International classification :H01S
(31) Priority Document No :NA
(32) Priority Date :NA
(33) Name of priority country :NA
(86) International Application No :NA
Filing Date :NA
(87) International Publication No : NA
(61) Patent of Addition to Application Number :NA
Filing Date :NA
(62) Divisional to Application Number :NA
Filing Date :NA

(71)**Name of Applicant :**
1)WILLOWOOD CHEMICALS PRIVATE LIMITED
Address of Applicant :409, FOURTH FLOOR, SALCON AURUM, DISTRICT CENTRE, JASOLA, NEW DELHI-110025, INDIA
(72)**Name of Inventor :**
1)PARIKSHIT MUNDHRA
2)JITENDRA MOHAN

(57) Abstract :
The present invention relates to a novel fungicidal composition comprising Hexaconazole and Validamycin formulated as Suspension Concentrate (SC). Said novel fungicidal composition is used for wide spectrum control of fungi delaying the pre-eminence of the resistant strains, minimizing the risk of development of resistance and achieving and economical control of undesired fungi. The invention further relates to a process of preparing said Suspension Concentrate (SC) formulation.

No. of Pages : 21 No. of Claims : 27

(12) PATENT APPLICATION PUBLICATION
(19) INDIA
(22) Date of filing of Application :30/01/2015
(21) Application No.773/DELNP/2015 A
(43) Publication Date : 03/07/2015

(54) Title of the invention : OUTER LAYER MATERIAL FOR HOT ROLLING ROLL AND HOT ROLLING COMPOSITE ROLL

(51) International classification :C22C37/00,B21B27/00,C22C37/04
(31) Priority Document No :2012201514
(32) Priority Date :13/09/2012
(33) Name of priority country :Japan
(86) International Application No :PCT/JP2013/005301
Filing Date :06/09/2013
(87) International Publication No :WO 2014/041778
(61) Patent of Addition to Application Number :NA
Filing Date :NA
(62) Divisional to Application Number :NA
Filing Date :NA

(71)**Name of Applicant :**
1)JFE STEEL CORPORATION
Address of Applicant :2 3 Uchisaiwai cho 2 chome Chiyoda ku Tokyo 1000011 Japan
(72)**Name of Inventor :**
1)ICHINO Kenji
2)MOCHIDA Tetsuo
3)SHIBATA Hiromitsu

(57) Abstract :
Provided are a surface layer material of a hot rolling mill roll and a hot rolling mill composite roll having high wear resistance, heat shock resistance, and surface deterioration resistance at the same time. The surface layer material has a chemical composition containing, by mass%, C: 2.4% or more and 3.5% or less, Si: 1.2% or more and 2.4% or less, Mn: 0.2% or more and 2.0% or less, Cr: 0.8% or more and 2.1% or less, Mo: 0.3% or more and 1.1% or less, Ni: 3.0% or more and 6.0% or less, V: 1.0% or more and 2.2% or less, Nb: 0.1% or more and 0.5% or less, REM: 0.0005% or more and 0.1% or less, Al: 0.003% or more and 0.05% or less, and the balance being Fe and inevitable impurities, in which the contents of C, Cr, V, Nb, REM, and A1 satisfy the relationships Cr+0.2 < C-(0.24xV+O.l3xNb) < 3.0 and 0.01 < REM/Al 5 3.2 (where C, Cr, V, Nb, REM, and A1 respectively represent the contents (mass%) of corresponding chemical elements) .

No. of Pages : 37 No. of Claims : 8

(12) PATENT APPLICATION PUBLICATION
(19) INDIA
(22) Date of filing of Application :27/02/2015

(21) Application No.1643/DELNP/2015 A
(43) Publication Date : 03/07/2015

(54) Title of the invention : SYSTEM FOR PROTECTING THE UNDERBODY OF A VEHICLE

(51) International classification	:B62D21/11,B62D35/02,B60K15/063
(31) Priority Document No	:1258061
(32) Priority Date	:29/08/2012
(33) Name of priority country	:France
(86) International Application No	:PCT/FR2013/050931
Filing Date	:26/04/2013
(87) International Publication No	:WO 2014/033376
(61) Patent of Addition to Application Number	:NA
Filing Date	:NA
(62) Divisional to Application Number	:NA
Filing Date	:NA

(71)**Name of Applicant :**
1)RENAULT S.A.S.
Address of Applicant :13 15 quai Le Gallo F 92100 Boulogne Billancourt France
(72)**Name of Inventor :**
1)COJOCARU Laviniu

(57) Abstract :
The invention relates to a vehicle comprising a fuel tank (6) housed in a cavity (21) in the underbody (2) of the vehicle and a wheel set (3) including a cradle (31) secured to the underbody (2). The invention relates to a protection system for the underbody (2) comprising: a support (11) secured to the underbody (2) opposite the wheel assembly (3) in relation to the tank (6); and a shroud (12) extending facing the tank (6) such as to cover same at least partially and resting on the support (11) and on the cradle (31).

No. of Pages : 14 No. of Claims : 8

(12) PATENT APPLICATION PUBLICATION
(21) Application No.1644/DELNP/2015 A
(19) INDIA
(22) Date of filing of Application :27/02/2015
(43) Publication Date : 03/07/2015

(54) Title of the invention : STEERING DEVICE

(51) International classification :B62D1/19
(31) Priority Document No :2012190948
(32) Priority Date :31/08/2012
(33) Name of priority country :Japan
(86) International Application No :PCT/JP2013/073275
Filing Date :30/08/2013
(87) International Publication No :WO 2014/034838
(61) Patent of Addition to Application Number :NA
Filing Date :NA
(62) Divisional to Application Number :NA
Filing Date :NA

(71)**Name of Applicant :**
1)JTEKT CORPORATION
Address of Applicant :5-8 Minamisemba 3 chome Chuo ku Osaka shi Osaka 5428502 Japan
(72)**Name of Inventor :**
1)HIROKAWA Yoshinori

(57) Abstract :
A steering device is provided with an impact absorption mechanism which absorbs an impact applied to the steering column. The steering device is provided with a rotation restriction section which restricts the rotation of a vehicle body side bracket about the axis of the steering column. The rotation restriction section is provided with: a protrusion which is provided to a sensor housing; and the upper surface of a mounting plate for a jacket which is provided to the vehicle body side bracket and which serves as a restriction section for restricting the movement of the protrusion.

No. of Pages : 30 No. of Claims : 5

(12) PATENT APPLICATION PUBLICATION
(19) INDIA
(22) Date of filing of Application :30/12/2013
(21) Application No.3807/DEL/2013 A
(43) Publication Date : 03/07/2015

(54) Title of the invention : RESIN COATED PROPPANTS AND PROCESS FOR THE PREPARATION THEREOF

(51) International classification :C09K
(31) Priority Document No :NA
(32) Priority Date :NA
(33) Name of priority country :NA
(86) International Application No :NA
Filing Date :NA
(87) International Publication No : NA
(61) Patent of Addition to Application Number :NA
Filing Date :NA
(62) Divisional to Application Number :NA
Filing Date :NA

(71)**Name of Applicant :**
1)COUNCIL OF SCIENTIFIC & INDUSTRIAL RESEARCH
Address of Applicant :ANUSANDHAN BHAWAN, RAFI MARG, NEW DELHI - 110001, INDIA
(72)**Name of Inventor :**
1)DIPAK KUMAR DATTA
2)PINAKI SENGUPTA
3)KOKIL SAIKIA
4)PADMA POLLOV SARMAH
5)ANKANA PHUKAN

(57) Abstract :
Highly spherical proppants of sizes 12/20 and 20140 US mesh have been prepared from ground bauxite samples having different alumina content of particle size around 50 micron. Proppants are sintered at a temperature range 1350 - 1450 O C and are then coated with resol type phenolic resin..Coating is done without using any coupling or partitioning agent. The resin coated proppants show improved results towards acid solubility (in 3% HF-12% HCI mixture) and crush resistance (upto 15000 psi) as per API specifications.

No. of Pages : 13 No. of Claims : 5

(12) PATENT APPLICATION PUBLICATION
(21) Application No.769/DELNP/2015 A
(19) INDIA
(22) Date of filing of Application :30/01/2015
(43) Publication Date : 03/07/2015

(54) Title of the invention : WEAR RESISTANT STEEL PLATE HAVING EXCELLENT LOW TEMPERATURE TOUGHNESS AND CORROSION WEAR RESISTANCE

(51) International classification :C22C38/38,C22C38/60,C21D8/02
(31) Priority Document No :2012205305
(32) Priority Date :19/09/2012
(33) Name of priority country :Japan
(86) International Application No :PCT/JP2013/005434
Filing Date :13/09/2013
(87) International Publication No :WO 2014/045553
(61) Patent of Addition to Application Number :NA
Filing Date :NA
(62) Divisional to Application Number :NA
Filing Date :NA

(71)**Name of Applicant :**
1)JFE STEEL CORPORATION
Address of Applicant :2 3 Uchisaiwai cho 2 chome Chiyoda ku Tokyo 1000011 Japan
(72)**Name of Inventor :**
1)MIURA Shinichi
2)UEDA Keiji
3)ISHIKAWA Nobuyuki

(57) Abstract :
Provided is a wear resistant steel plate having excellent wear resistance low temperature toughness and corrosion wear resistance. A wear resistant steel plate having excellent low temperature toughness and corrosion wear resistance containing in mass percent 0.10 0.20% C 0.05 1.00% Si 0.1 2.0% Mn no more than 0.020% P no more than 0.005% S and 0.005 0.100% Al and further containing one or two types of elements selected from among 0.05 2.0% Cr and 0.05 1.0% Mo and fulfilling the condition that the amount of solid solution Cr content of the steel (Crsol) and the amount of solid solution Mo content of the steel (Mosol) is 0.05 = (Crsol + 2.5 Mosol) = 2.0 having a component structure comprising a remainder of Fe and unavoidable impurities using an as quenched martensite phase as a main phase having a structure in which the prior austenite grain size is no more than 30 µm and further having the surface hardness be at least 360 in terms of a Brinell hardness of HBW 10/3000.

No. of Pages : 51 No. of Claims : 5

(12) PATENT APPLICATION PUBLICATION
(19) INDIA
(22) Date of filing of Application :30/01/2015
(21) Application No.786/DELNP/2015 A
(43) Publication Date : 03/07/2015

(54) Title of the invention : METHOD AND APPARATUS

(51) International classification :H04W72/04
(31) Priority Document No :NA
(32) Priority Date : -
(33) Name of priority country :China
(86) International Application No :PCT/CN2012/079688
Filing Date :03/08/2012
(87) International Publication No :WO 2014/019239
(61) Patent of Addition to Application Number :NA
Filing Date :NA
(62) Divisional to Application Number :NA
Filing Date :NA

(71)**Name of Applicant :**
1)NOKIA SIEMENS NETWORKS OY
Address of Applicant :Karaportti 3 FI 02610 Espoo Finland
(72)**Name of Inventor :**
1)ZHANG Li
2)YAO Chunhai

(57) Abstract :
A method comprises communicating with a first ceil using a first uplink and downlink configuration and a second cell using a second uplink and downlink configuration said first cell having predetermined configuration; providing communication feedback for said first cell and the second cell on said second cell using a physical uplink shared channel; and determining a codebook size for said feedback in dependence on downlink assignment indicator information received in an uplink grant.

No. of Pages : 39 No. of Claims : 27

(12) PATENT APPLICATION PUBLICATION
(19) INDIA
(22) Date of filing of Application :25/02/2015
(21) Application No.1570/DELNP/2015 A
(43) Publication Date : 03/07/2015

(54) Title of the invention : COMPOSITIONS AND METHODS FOR CONTROLLING PLANT PARASITE NEMATODE

(51) International classification :A01N63/02,A01P5/00
(31) Priority Document No :61/700054
(32) Priority Date :12/09/2012
(33) Name of priority country :U.S.A.
(86) International Application No :PCT/US2013/058866
Filing Date :10/09/2013
(87) International Publication No :WO 2014/043058
(61) Patent of Addition to Application Number :NA
Filing Date :NA
(62) Divisional to Application Number :NA
Filing Date :NA

(71)**Name of Applicant :**
1)BAYER CROPSCIENCE LP
Address of Applicant :2 T.w.alexander Drive Research Triangle Park NC 27709 U.S.A.
(72)**Name of Inventor :**
1)RIGGS Jennifer Lynn
2)CALA Eder Leonardo Sastoque
3)KLOEPPER Joseph W.
4)LAWRENCE Katheryn Kay Scott
5)RUSSI Juan David Castillo

(57) Abstract :
An entity having anti nematodal activity derived from Bacillus firmus bacteria selected from the group consisting of isolated biosurfactant isolated protease enzyme isolated amylase isolated lipase and isolated cellulase is disclosed. The discosure also provides for compositions comprising the same methods of making the same methods of controlling plant parasite nematode and methods of protecting plants.

No. of Pages : 29 No. of Claims : 28

(12) PATENT APPLICATION PUBLICATION
(19) INDIA
(22) Date of filing of Application :26/02/2015
(21) Application No.1634/DELNP/2015 A
(43) Publication Date : 03/07/2015

(54) Title of the invention : COMMUNICATIONS SERVER APPARATUS CALLING DEVICE AND METHODS OF OPERATION THEREOF

(51) International classification	:H04M3/42,G06F15/16,G06F17/00
(31) Priority Document No	:61/742244
(32) Priority Date	:06/08/2012
(33) Name of priority country	:U.S.A.
(86) International Application No	:PCT/SG2013/000332
Filing Date	:06/08/2013
(87) International Publication No	:WO 2014/025313
(61) Patent of Addition to Application Number	:NA
Filing Date	:NA
(62) Divisional to Application Number	:NA
Filing Date	:NA

(71)**Name of Applicant :**
1)GLOBALROAM PTE LTD
Address of Applicant :10 Ubi Crescent BLK E #05 87 Ubi TechPark Singapore 408564 Singapore
(72)**Name of Inventor :**
1)TAN Clarence
2)GARG Hari Krishna
3)QADIR Abdul
4)HAN Zhiyong

(57) Abstract :
A communications server apparatus (102) comprises a processor (116) and a memory (118) and is configured under control of the processor to execute instructions (120) stored in the memory to receive over a communications link (108, 110, 112) URL information relating to a caller input at a calling device (104) the caller input being selection or activation of a URL as a request for a communication session with a recipient device (106a, 106b). The recipient device is identified using the URL information and a communication session is initiated between the calling device and the recipient device. The calling device implements complementary functionality to interface with the communications server apparatus.

No. of Pages : 53 No. of Claims : 14

(12) PATENT APPLICATION PUBLICATION
(21) Application No.1635/DELNP/2015 A
(19) INDIA
(22) Date of filing of Application :26/02/2015
(43) Publication Date : 03/07/2015

(54) Title of the invention : PARTITION SYSTEM AND ACCESSORIES FOR USE THEREWITH

(51) International classification :H02G3/38,A47B21/00
(31) Priority Document No :61/693489
(32) Priority Date :27/08/2012
(33) Name of priority country :U.S.A.
(86) International Application No :PCT/US2013/056787
Filing Date :27/08/2013
(87) International Publication No :WO 2014/035959
(61) Patent of Addition to Application Number :NA
Filing Date :NA
(62) Divisional to Application Number :NA
Filing Date :NA

(71)**Name of Applicant :**
1)HERMAN MILLER INC.
Address of Applicant :855 East Main Avenue Zeeland MI 49464 U.S.A.
(72)**Name of Inventor :**
1)PLIKAT Claudia
2)SCHMITZ Johann Burkhard
3)ZWICK Carola Eva Marianne
4)ZWICK Roland Rolf Otto
5)MAIDL Janja

(57) Abstract :
A partition system includes various accessories that may be associated with a wall or base element. The accessories include without limitation a power strip (400) an adjustable shelf (70) various backdrops and a worksurface assembly (230). The wall element may be curved or linear in various embodiments. The wall element may include an upstanding wall or a channel either or both of which are engaged by one or more accessories. In some embodiments the accessories may be co located at a single location with one or more accessories accommodating the others with an expansion device.

No. of Pages : 39 No. of Claims : 52

(12) PATENT APPLICATION PUBLICATION
(21) Application No.3785/DEL/2013 A
(19) INDIA
(22) Date of filing of Application :27/12/2013
(43) Publication Date : 03/07/2015

(54) Title of the invention : UNIVERSAL TEST RIG FOR TESTING CONTROL VALVE(BCV) OF VARIOUS AIRCRAFT.

(51) International classification	:G01M	(71)**Name of Applicant :**
(31) Priority Document No	:NA	**1)ASERDC, HAL, ACCESSORIES DIVISION LUCKNOW**
(32) Priority Date	:NA	Address of Applicant :DGM (EQUIPMENTS) ASERDC
(33) Name of priority country	:NA	HINDUSTAN AERONAUTICS LIMITED ACCESSORIES
(86) International Application No	:NA	DIVISION FAIZABAD ROAD LUCKNOW-226016 Uttar
Filing Date	:NA	Pradesh India
(87) International Publication No	: NA	(72)**Name of Inventor :**
(61) Patent of Addition to Application Number	:NA	**1)M. K. CHAURASIA**
Filing Date	:NA	
(62) Divisional to Application Number	:NA	
Filing Date	:NA	

(57) Abstract :
The Test Bench is designed to suit the testing requirements of the Brake Control Valve unit of Wheels & Brake Systems of various aircrafts. The Rig comprises a test stand with mounting fixture universally designed to accept Brake Control Valve from various aircrafts. The Rig design includes a hydraulic circuit comprising of various elements like Tank with accessories. Pump with Motors, Hand pump, various controls , measuring device and indicators, counters etc for proof pressure test, leakage test & Functional test (Endurance Test) of the unit for new production, overhauling and repair.

No. of Pages : 7 No. of Claims : 9

(12) PATENT APPLICATION PUBLICATION
(21) Application No.3786/DEL/2013 A
(19) INDIA
(22) Date of filing of Application :27/12/2013
(43) Publication Date : 03/07/2015

(54) Title of the invention : LIGHTING BOX FOR HJT- 36 AIRCRAFT

(51) International classification :G08G
(31) Priority Document No :NA
(32) Priority Date :NA
(33) Name of priority country :NA
(86) International Application No :NA
Filing Date :NA
(87) International Publication No : NA
(61) Patent of Addition to Application Number :NA
Filing Date :NA
(62) Divisional to Application Number :NA
Filing Date :NA

(71)**Name of Applicant :**
1)ASERDC, HAL, ACCESSORIES DIVISION FAIZABAD ROAD LUCKNOW
Address of Applicant :DGM (EQUIPMENTS) ASERDC HINDUSTAN AERONAUTICS LIMITED ACCESSORIES DIVISION FAIZABAD ROAD LUCKNOW-226016 Uttar Pradesh India
(72)**Name of Inventor :**
1)G. K. JHA

(57) Abstract :
The Lighting Box is designed to provide controlled power to the lights during Taxiing , Landing , Navigation and Anticollision mode for HJT-36 aircraft. The unit provides ON-OFF control to the lights as well as dimmer action to the Navigational lights. This unit is operated with DC Power Supply.

No. of Pages : 5 No. of Claims : 3

(12) PATENT APPLICATION PUBLICATION
(19) INDIA
(22) Date of filing of Application :30/01/2015
(21) Application No.794/DELNP/2015 A
(43) Publication Date : 03/07/2015

(54) Title of the invention : DUAL CLUTCH

(51) International classification :F16D13/58,F16D13/46,F16D13/40
(31) Priority Document No :10 2012 213 805.6
(32) Priority Date :03/08/2012
(33) Name of priority country :Germany
(86) International Application No :PCT/DE2013/200053
Filing Date :16/07/2013
(87) International Publication No :WO 2014/019577
(61) Patent of Addition to Application Number :NA
Filing Date :NA
(62) Divisional to Application Number :NA
Filing Date :NA

(71)**Name of Applicant :**
1)SCHAEFFLER TECHNOLOGIES GMBH & CO. KG
Address of Applicant :Industriestrae 1 3 91074 Herzogenaurach Germany
(72)**Name of Inventor :**
1)FNFGELD Simon Sebastian
2)WEYDMANN Patrick
3)GANDER Gerhard
4)OBITZ Alexander

(57) Abstract :
The invention relates to a dual clutch for coupling a drive shaft of a motor vehicle engine to a gear shaft of a motor vehicle gearbox and/or to a power take off unit of the motor vehicle in particular a power take off shaft having a first friction clutch (12) by which a first clutch disc (16) that can be coupled to the gear shaft can be frictionally pressed between a first pressure plate (18) and a first counter plate (20) wherein the first pressure plate (18) can be displaced in an axial direction to close the first friction clutch a second friction clutch by which a second clutch disc (24) which can be coupled to the power take off unit can be frictionally pressed between a second pressure plate (26) and a second counter plate wherein the second pressure plate can be displaced in the axial direction to close the second friction clutch a first actuating element (22) for displacing the first pressure plate a second actuating element for displacing the second pressure plate wherein in order to transmit the displacement motion the second pressure plate is connected to a pressure ring (36) operatively connected to the second actuating element (30). According to the invention the second actuating element is pre stressed by at least one tension wire ring (34). As a result a reduction in pressure force can be avoided in the event of wear and the tolerance dependency of the pressure force and of the engaging force can be reduced.

No. of Pages : 21 No. of Claims : 9

(12) PATENT APPLICATION PUBLICATION
(21) Application No.1655/DELNP/2015 A
(19) INDIA
(22) Date of filing of Application :27/02/2015
(43) Publication Date : 03/07/2015

(54) Title of the invention : POWER SEAT OPERATION DEVICE AND POWER SEAT

(51) International classification :B60N2/44,A47C7/50,B60N2/06
(31) Priority Document No :2012192489
(32) Priority Date :31/08/2012
(33) Name of priority country :Japan
(86) International Application No:PCT/JP2013/072327
Filing Date :21/08/2013
(87) International Publication No :WO 2014/034501
(61) Patent of Addition to Application Number :NA
Filing Date :NA
(62) Divisional to Application Number :NA
Filing Date :NA

(71)**Name of Applicant :**
1)NHK SPRING CO. LTD.
Address of Applicant :10 Fukuura 3 chome Kanazawa ku Yokohama shi Kanagawa 2360004 Japan
(72)**Name of Inventor :**
1)SHIGEMATSU Ryohei
2)IINO Shinji
3)NAKAYAMA Souichi
4)SHIRAO Masato
5)NAKAMURA Takeshi
6)ODA Masahiro
7)KATSUBE Kenichi

(57) Abstract :
Provided is a power seat operation device configured so that movable mechanisms can be selectively operated and so that a movable mechanism which rotates and moves a movable section can be intuitively operated without impairing the intuitive nature of operation of a movable mechanism which linearly moves a movable section. A power seat operation device (100) is configured in such a manner that when a dial member (128) is rotated and operated a movable mechanism which is to be operated is selected from among movable mechanisms. When a switch member (130) is rotated and operated the selected movable mechanism is actuated. Also the switch member (130) is rotated and operated about a rotation axis (H) extending in the widthwise direction of the seat. This means that the direction of operation of the switch member (130) can be aligned with or nearly aligned with both the direction of the actual movement of a seat back (120) when a recliner mechanism (122) is actuated and the direction of the actual movement of an ottoman (124) when an ottoman mechanism (126) is actuated. Also in a state in which a seat slide mechanism (108) is selected the direction of the operation of the switch member (130) is aligned with the front rear direction of the seat.

No. of Pages : 66 No. of Claims : 8

(12) PATENT APPLICATION PUBLICATION
(21) Application No.447/DEL/2013 A
(19) INDIA
(22) Date of filing of Application :18/02/2013
(43) Publication Date : 03/07/2015

(54) Title of the invention : ETHICAL ELECTRONIC HEALTH NETWORKS.

(51) International classification	:G06F19/321,	(71)**Name of Applicant :**
(31) Priority Document No	:NA	**1)NAVDEEP SINGH SANDHU**
(32) Priority Date	:NA	Address of Applicant :HOUSE NO. 2501, SECTOR 35C, CHANDIGARH, PINCODE:160022 Punjab India
(33) Name of priority country	:NA	(72)**Name of Inventor :**
(86) International Application No	:NA	**1)NAVDEEP SINGH SANDHU**
Filing Date	:NA	
(87) International Publication No	: NA	
(61) Patent of Addition to Application Number	:NA	
Filing Date	:NA	
(62) Divisional to Application Number	:NA	
Filing Date	:NA	

(57) Abstract :
Ethical Electronic Healthcare Networking is advanced, affordable, smart, intelligent, transparent and highly accountable healthcare system. Ranging from the Doctors, Laboratories, Pharmacists, Surgeons, Physicians everyone related to the healthcare system more accountable, more ethical and sincere. It aims at bringing the multi specialty hospitals to the doorsteps of all who need them. Various OPD s will be started afresh and many of the OPD of government agencies and NGO can be used with their approval in spreading this network to every place required. The Online profile related to healthcare will be for all and that too at very minimum prices which can be helpful for all in storing their important information related to their health and other investigations related to the health of an individual through online portal, mobile and web applications which will be made available very soon.

No. of Pages : 25 No. of Claims : 8

(12) PATENT APPLICATION PUBLICATION
(19) INDIA
(22) Date of filing of Application :30/01/2015
(21) Application No.780/DELNP/2015 A
(43) Publication Date : 03/07/2015

(54) Title of the invention : CONNECTION BETWEEN SHAVING HANDLE AND HEAD

(51) International classification :B26B21/52
(31) Priority Document No :61/679471
(32) Priority Date :03/08/2012
(33) Name of priority country :U.S.A.
(86) International Application No :PCT/US2013/053361
Filing Date :02/08/2013
(87) International Publication No :WO 2014/022745
(61) Patent of Addition to Application Number :NA
Filing Date :NA
(62) Divisional to Application Number :NA
Filing Date :NA

(71)**Name of Applicant :**
1)THE GILLETTE COMPANY
Address of Applicant :World Shaving Headquarters IP/Legal Patent Department 3E One Gillette Park Boston Massachusetts 02127 U.S.A.
(72)**Name of Inventor :**
1)SZCZEPANOWSKI Andrew Anthony
2)WINTER Florina
3)FANG Dong

(57) Abstract :
A hand held device comprising: a handle said handle comprising a grip portion and a connection portion said connection portion rotating with respect to said grip portion about a rotational axis said connection portion forming a docking portion suitable for receiving an optional head unit said docking portion being positioned opposite distally away from said grip portion wherein the grip portion and the connection portion are connected by a rod comprising a metal material said rod comprising a distal end non rotatably attached to the grip portion and a proximal end non rotatably attached to the connection portion wherein rotational axis forms a central longitudinal axis of said rod.

No. of Pages : 30 No. of Claims : 15

(12) PATENT APPLICATION PUBLICATION
(21) Application No.796/DELNP/2015 A
(19) INDIA
(22) Date of filing of Application :30/01/2015
(43) Publication Date : 03/07/2015

(54) Title of the invention : ABSORBENT SHEET FOR PETS AND PRODUCTION METHOD FOR ABSORBENT SHEET FOR PETS

(51) International classification :A01K1/015
(31) Priority Document No :2012153045
(32) Priority Date :06/07/2012
(33) Name of priority country :Japan
(86) International Application No :PCT/JP2013/067011
Filing Date :20/06/2013
(87) International Publication No :WO 2014/007073
(61) Patent of Addition to Application Number :NA
Filing Date :NA
(62) Divisional to Application Number :NA
Filing Date :NA

(71)**Name of Applicant :**
1)UNI CHARM CORPORATION
Address of Applicant :182 Shimobun Kinsei cho Shikokuchuo shi Ehime 7990111 Japan
(72)**Name of Inventor :**
1)TAKAGI Chiyo
2)IKEGAMI Takeshi

(57) Abstract :
An absorbent sheet (100) for pets having a fluid permeable surface sheet (110) that receives pet excrement a fluid impermeable rear sheet (130) and an absorbent body (150) that absorbs fluid that has penetrated the surface sheet (110) is characterized by: the surface sheet (110) being configured so as to receive pet excrement in a state in which the rear sheet (130) is placed in a placement location; the absorbent body (150) being configured as a non embossed area having a surface side covered sheet (161) a rear side covered sheet (163) and an absorbent layer (170); a main absorbent section (151) for excrement being provided in the center area of the absorbent body (150); and the basis weight in at least the main absorbent area (151) in the absorbent body (150) being set so as to be substantially uniform at a prescribed value.

No. of Pages : 35 No. of Claims : 13

(12) PATENT APPLICATION PUBLICATION
(21) Application No.2953/DEL/2014 A
(19) INDIA
(22) Date of filing of Application :16/10/2014
(43) Publication Date : 03/07/2015

(54) Title of the invention : IGNITION CONTROL DEVICE FOR ENGINE

(51) International classification :G05D9/12
(31) Priority Document No :2013-235331
(32) Priority Date :13/11/2013
(33) Name of priority country :Japan
(86) International Application No :NA
Filing Date :NA
(87) International Publication No : NA
(61) Patent of Addition to Application Number :NA
Filing Date :NA
(62) Divisional to Application Number :NA
Filing Date :NA

(71)**Name of Applicant :**
1)SUZUKI MOTOR CORPORATION
Address of Applicant :300, Takatsuka-Cho, Minami-Ku, Hamamatsu-Shi, Shizuoka-Ken 432-8611, Japan
(72)**Name of Inventor :**
1)EGUCHI Takuya

(57) Abstract :
An ignition control device for an engine is provided with a plurality of ignition plugs for each cylinder, and the ignition control device includes a sensor that detects a signal that determines whether the engine is in an idling state oar not, and an ignition control unit that determines whether the engine is in the idling state on the basis of a signal from the sensor and controls the plurality of ignition plugs to be simultaneously ignited if the engine is in the idling state, and controls part of the plurality of ignition plugs to be ignited if the engine is in a state other than the idling state.

No. of Pages : 46 No. of Claims : 11

(12) PATENT APPLICATION PUBLICATION
(21) Application No.3136/DEL/2014 A
(19) INDIA
(22) Date of filing of Application :31/10/2014
(43) Publication Date : 03/07/2015

(54) Title of the invention : MONITORING METHOD FOR MONITORING A FUEL INJECTOR OF AN INTERNAL COMBUSTION ENGINE OF A VEHICLE

(51) International classification :F02D3/00
(31) Priority Document No :FR 1361448
(32) Priority Date :21/11/2013
(33) Name of priority country :France
(86) International Application No :NA
Filing Date :NA
(87) International Publication No : NA
(61) Patent of Addition to Application Number :NA
Filing Date :NA
(62) Divisional to Application Number :NA
Filing Date :NA

(71)**Name of Applicant :**
1)CONTINENTAL AUTOMOTIVE FRANCE
Address of Applicant :1, Avenue Paul Ourliac - 31100 Toulouse - France
2)CONTINENTAL AUTOMOTIVE GmbH
(72)**Name of Inventor :**
1)LEBLON, Michael

(57) Abstract :
The present invention relates to a monitoring method for monitoring a fuel injector of an internal combustion engine of a vehicle, the injector comprising a piezoelectric actuator which acts on a valve means in order to open or close the injector, the fuel injector comprising an actuator play, the method comprising: a step (100) of measuring a plurality of compensation times of the actuator play (TMES) during a simulation step preceding an injection for a given plurality of fuel pressures; a step (200) of calculating a parameter representative of the current actuator play (PAR(Jc)) in accordance with the measured compensation times (TMES); a step (300) of comparing the parameter representative of the calculated current actuator play (PAR(Jc)) with a predetermined reference parameter of the actuator play (PAR(JREF)); and a step (400) of transmitting a warning message in the event of the reference parameter (PAR(JREF)) being exceeded; the parameter representative of the current actuator play (PAR(Jc)) being calculated on the basis of a polynomial function of the measured compensation times (TMES1, TMES2, TMES3); the polynomial order of the polynomial function corresponding to the number of measured compensation times of the actuator play (TMES1, TMES2, TMES3) for different fuel pressures (P1, P2, P3).

No. of Pages : 33 No. of Claims : 7

(12) PATENT APPLICATION PUBLICATION
(19) INDIA
(22) Date of filing of Application :30/01/2015
(21) Application No.802/DELNP/2015 A
(43) Publication Date : 03/07/2015

(54) Title of the invention : MAGNETIC PRINTING EQUIPMENT AND MAGNETIC PRINTING METHOD

(51) International classification	:B41F17/00,B41M3/14,G03G19/00
(31) Priority Document No	:201210277677.0
(32) Priority Date	:03/08/2012
(33) Name of priority country	:China
(86) International Application No	:PCT/CN2013/077882
Filing Date	:25/06/2013
(87) International Publication No	:WO 2014/019423
(61) Patent of Addition to Application Number	:NA
Filing Date	:NA
(62) Divisional to Application Number	:NA
Filing Date	:NA

(71)**Name of Applicant :**
1)HUIZHOU FORYOU OPTICAL TECHNOLOGY CO. LTD.
Address of Applicant :Building 10 Area B Foryou Industrial Park No.1 North Shangxia Road Dongjiang Hi tech Industry Park Huizhou Guangdong 516005 China
(72)**Name of Inventor :**
1)LIAO Yumin
2)WANG Xing
3)YANG Yifeng

(57) Abstract :
Disclosed are magnetic printing equipment and a magnetic printing method. The magnetic printing equipment comprises a printing device (110, 111), a magnetic orientating device (123, 223, 323) and a curing device (130). The printing device (110, 111) is used for coating a substrate of a printed article with magnetic ink to form a magnetic ink layer containing a plurality of magnetic pigment films. The magnetic orientating device (123, 223, 323) is used for magnetically orientating the magnetic pigment films. The curing device (130) is used for curing the magnetic ink layer. The magnetic orientating device (123, 223, 323) comprises at least one columnar magnet (123, 223, 323), the columnar magnet (123, 223, 323) comprising S-pole side surfaces (1231, 1232, 2231, 3231, 3232), N-pole side surfaces (1233, 1234, 2232, 3233) and an end surface (1235, 2233, 3234) for connecting the S-pole side surfaces with the N-pole side surfaces. At least one of the two side surfaces (1231, 1232, 2231, 3231, 3232, 1233, 1234, 2232, 3233) is a curved surface when viewed from the end surface (1235, 2233, 3234), and the substrate of the printed article i s disposed above or below the end surface (1235, 2233, 3234) such that an arc magnetic oriented pattern can be formed in the magnetic ink layer.

No. of Pages : 20 No. of Claims : 14

(12) PATENT APPLICATION PUBLICATION
(21) Application No.3832/DEL/2013 A
(19) INDIA
(22) Date of filing of Application :31/12/2013
(43) Publication Date : 03/07/2015

(54) Title of the invention : 3D SOLAR TRACKING USING CONTROLLED PERTURBATIONS VIA SEQUENCED LATCHING

(51) International classification :F24J
(31) Priority Document No :NA
(32) Priority Date :NA
(33) Name of priority country :NA
(86) International Application No :NA
Filing Date :NA
(87) International Publication No : NA
(61) Patent of Addition to Application Number :NA
Filing Date :NA
(62) Divisional to Application Number :NA
Filing Date :NA

(71)**Name of Applicant :**
1)INDIAN INSTITUTE OF SCIENCE EDUCATION AND RESEARCH (IISER) MOHALI
Address of Applicant :Knowledge City, Sector 81, SAS Nagar, Mohali, Manauli P.O., Punjab, 140306, India **2)BIPLOB KUMAR NANDY**
(72)**Name of Inventor :**
1)BIPLOB KUMAR NANDY

(57) Abstract :
The present invention relates to a solar tracking system. More particularly the present invention relates to a self-positioning solar tracking system using sequenced latching that uses small perturbation techniques. The system includes a solar panel mounted over a rectangular frame. The system may further include a plurality of photodiodes comprising a first photodiode for the flow of current in control circuit of the system and a second photodiode to keep the frame perpendicular to the sun. The system may further include a plurality of lead screw motors arranged at center of the four edges of the frame in order to move the frame keeping the frame perpendicular to the sun.

No. of Pages : 18 No. of Claims : 5

(12) PATENT APPLICATION PUBLICATION
(19) INDIA
(22) Date of filing of Application :30/01/2015
(21) Application No.772/DELNP/2015 A
(43) Publication Date : 03/07/2015

(54) Title of the invention : HOT ROLLED STEEL SHEET AND METHOD FOR MANUFACTURING SAME

(51) International classification :C22C38/00,B21B3/02,C21D8/02
(31) Priority Document No :2012201266
(32) Priority Date :13/09/2012
(33) Name of priority country :Japan
(86) International Application No :PCT/JP2013/005388
Filing Date :11/09/2013
(87) International Publication No :WO 2014/041802
(61) Patent of Addition to Application Number :NA
Filing Date :NA
(62) Divisional to Application Number :NA
Filing Date :NA

(71)**Name of Applicant :**
1)JFE STEEL CORPORATION
Address of Applicant :2 3 Uchisaiwai cho 2 chome Chiyoda ku Tokyo 1000011 Japan
(72)**Name of Inventor :**
1)KAMI Chikara
2)GOTO Sota

(57) Abstract :
Provided is a low yield ratio high strength hot rolled steel sheet having excellent low temperature toughness and being appropriate as a steel pipe raw material. The present invention has a composition including 0.03 0.10% C 0.01 0.50% Si 1.4 2.2% Mn no more than 0.025% P no more than 0.005% S 0.005 0.10% Al 0.02 0.10% Nb 0.001 0.030% Ti 0.01 0.50% Mo 0.01 0.50% Cr and 0.01 0.50% Ni Moeq preferably satisfying a range of 1.4 2.2% and the inner layers have a structure that includes bainitic ferrite having an average grain size no larger than 10 µm as a main phase and massive martensite having a surface area ratio of 1.4 15% and an aspect ratio of less than 5.0 as a second phase the surface layer comprising a tempered martensite phase or a tempered martensite phase and a tempered bainite phase.

No. of Pages : 59 No. of Claims : 10

(12) PATENT APPLICATION PUBLICATION
(21) Application No.788/DELNP/2015 A
(19) INDIA
(22) Date of filing of Application :30/01/2015
(43) Publication Date : 03/07/2015

(54) Title of the invention : ZINC PLATED STEEL SHEET FOR HOT PRESS MOLDING

(51) International classification :C23C2/06,C21D1/18,C21D9/00
(31) Priority Document No :2012175280
(32) Priority Date :07/08/2012
(33) Name of priority country :Japan
(86) International Application No :PCT/JP2013/071118
Filing Date :05/08/2013
(87) International Publication No :WO 2014/024825
(61) Patent of Addition to Application Number :NA
Filing Date :NA
(62) Divisional to Application Number :NA
Filing Date :NA

(71)**Name of Applicant :**
1)NIPPON STEEL & SUMITOMO METAL CORPORATION
Address of Applicant :6 1 Marunouchi 2 chome Chiyoda ku Tokyo 1008071 Japan
(72)**Name of Inventor :**
1)TAKAHASHI Hiroyuki
2)IMAI Kazuhito
3)NISHIBATA Hitomi

(57) Abstract :
A zinc plated steel sheet for hot press molding which comprises a steel sheet and a zinc plating film formed on the surface of the steel sheet wherein the steel sheet has a chemical composition containing in mass% 0.02 to 0.58% of C 0.5 to 3.0% of Mn 0.005 to 1.0% of sol.Al optional specific components 2.0% or less of Si 0.03% or less of P 0.004% or less of S 0.01% or less of N and a remainder made up by Fe and impurities and wherein the Mn content in a portion of the steel sheet which lays between the interface between the steel sheet and the plating and a region corresponding to the depth of 5 µm in the steel sheet is 0.3 mass% or more and the zinc plating film is formed in a plating amount of 40 to 110 g/m has an Al content of 150 mg/m or more and an Al concentration of 0.5 mass% or less. The zinc plated steel sheet can be heated to 700°C or higher and then subjected to hot press molding.

No. of Pages : 31 No. of Claims : 6

(12) PATENT APPLICATION PUBLICATION
(21) Application No.804/DELNP/2015 A
(19) INDIA
(22) Date of filing of Application :30/01/2015
(43) Publication Date : 03/07/2015

(54) Title of the invention : METHOD OF PRODUCTION OF GRAIN ORIENTED SILICON STEEL SHEET GRAIN ORIENTED ELECTRICAL STEEL SHEET AND USE THEREOF

(51) International classification :C21D8/12,C22C38/00,C22C38/02
(31) Priority Document No :PCT/IB2012/001475
(32) Priority Date :31/07/2012
(33) Name of priority country :Germany
(86) International Application No :PCT/IB2013/001657
Filing Date :30/07/2013
(87) International Publication No :WO 2014/020406
(61) Patent of Addition to Application Number :NA
Filing Date :NA
(62) Divisional to Application Number :NA
Filing Date :NA

(71)**Name of Applicant :**
1)ARCELORMITTAL INVESTIGACIN Y DESARROLLO S.L.
Address of Applicant :CL/Chavarri 6 E 48910 Sestao Bizkaia Spain
(72)**Name of Inventor :**
1)GABOR Ban
2)VAN DE PUTTE Tom

(57) Abstract :
The present invention is directed at a method of production grain oriented Fe-Si steel sheet presenting an induction value at 800A/m above 1.870 Tesla and a core power loss lower than 1.3 W kg at a specific magnetic induction of 1.7 Tesla (T). The steel chemical composition comprises, in weight percentage: $2.8 \leq Si \leq 4$, $0.20 \leq Cu \leq 0.6$, $0.05 \leq Mn \leq 0.4$, $0.001 \leq Al \leq 0.04$, $0.025 \leq C \leq 0.05$, $0.005 \leq N \leq 0.02$, $0.005 \leq Sn \leq 0.03$, $S \leq 0.015$ and optionally Ti, Nb, V or B in a cumulated amount below 0.02, the following relationships being respected : $Mn/Sn \leq 40$, $2.0 \leq C\ N \leq 5.0$, $Al/N \geq 1.20$, and the balance being Fe and other inevitable impurities.

No. of Pages : 23 No. of Claims : 11

(12) PATENT APPLICATION PUBLICATION
(21) Application No.3849/DEL/2013 A
(19) INDIA
(22) Date of filing of Application :31/12/2013
(43) Publication Date : 03/07/2015

(54) Title of the invention : LOCALIZED POSITION SYSTEM, AND METHOD OF SHARING LOCATION

(51) International classification :G01S
(31) Priority Document No :NA
(32) Priority Date :NA
(33) Name of priority country :NA
(86) International Application No :NA
Filing Date :NA
(87) International Publication No : NA
(61) Patent of Addition to Application Number :NA
Filing Date :NA
(62) Divisional to Application Number :NA
Filing Date :NA

(71)**Name of Applicant :**
1)ALCATEL LUCENT
Address of Applicant :3, avenue Octave Grard, 75007 Paris France
(72)**Name of Inventor :**
1)SOUNDRARAJAN, Rahul

(57) Abstract :
A method for sharing the location of a first device with at least one other device in an indoor environment comprising a plurality of geolocalised radio beacons, comprising the steps of: said first device sensing signal strengths of said beacons; said first device sending said sensed signals to a localizing module configured for determining location of said first device by 10 triangulation of said sensed signals; broadcasting position of said first device to other devices previously authorized by said first device.

No. of Pages : 16 No. of Claims : 10

(12) PATENT APPLICATION PUBLICATION
(19) INDIA
(22) Date of filing of Application :30/01/2015
(21) Application No.776/DELNP/2015 A
(43) Publication Date : 03/07/2015

(54) Title of the invention : VEHICULAR ELECTRIC POWER SYSTEM

(51) International classification :B60R16/033,H01M10/44,H02J7/14
(31) Priority Document No :2012178437
(32) Priority Date :10/08/2012
(33) Name of priority country :Japan
(86) International Application No :PCT/JP2013/071988
Filing Date :09/08/2013
(87) International Publication No :WO 2014/025071
(61) Patent of Addition to Application Number :NA
Filing Date :NA
(62) Divisional to Application Number :NA
Filing Date :NA

(71)**Name of Applicant :**
1)DENSO CORPORATION
Address of Applicant :1 1 Showa cho Kariya city Aichi 4488661 Japan
2)SUZUKI MOTOR CORPORATION
(72)**Name of Inventor :**
1)SAITO Shigenori
2)KATAYAMA Naoki
3)KATAOKA Jun

(57) Abstract :
A vehicular electric power system includes an electric generator (10) first and second batteries (20,30) electrical loads (42) connected to the first battery a switch (50) that selectively connects and disconnects the second battery to and from the generator and the first battery a first controller (70) that controls the switch a regulator (10a) that regulates the output voltage of the generator to a regulation voltage (Vreg) and a second controller (80). During operation of the generator in a regenerative mode the second controller variably sets the regulation voltage and thereby controls the output voltage of the generator so as to keep the difference between a target output voltage and the detected output voltage of the first battery not greater than a predetermined allowed voltage deviation and keep the difference between the regulation voltage and the target output voltage of the first battery not greater than a predetermined threshold.

No. of Pages : 50 No. of Claims : 3

(12) PATENT APPLICATION PUBLICATION
(19) INDIA
(22) Date of filing of Application :30/01/2015
(21) Application No.792/DELNP/2015 A
(43) Publication Date : 03/07/2015

(54) Title of the invention : DETECTING MOVING VEHICLES

(51) International classification :G06T7/20
(31) Priority Document No :1213604.0
(32) Priority Date :31/07/2012
(33) Name of priority country :U.K.
(86) International Application No :PCT/GB2013/051989
Filing Date :25/07/2013
(87) International Publication No :WO 2014/020315
(61) Patent of Addition to Application Number :NA
Filing Date :NA
(62) Divisional to Application Number :NA
Filing Date :NA

(71)**Name of Applicant :**
1)BAE SYSTEMS PLC
Address of Applicant :6 Carlton Gardens London SW1Y 5AD U.K.
(72)**Name of Inventor :**
1)BUCHANAN Roderick
2)REVELL James Duncan

(57) Abstract :
A method of detecting at least one moving vehicle includes receiving (202) image data representing a sequence of image frames over time. The method further includes analysing (204,206) the image data to identify potential moving vehicles and comparing (208,212) at least one said potential moving vehicle with a vehicle movement model that defines a trajectory of a potential moving vehicle to determine whether the at least one potential moving vehicle conforms with the model.

No. of Pages : 26 No. of Claims : 15

(12) PATENT APPLICATION PUBLICATION
(21) Application No.809/DELNP/2015 A
(19) INDIA
(22) Date of filing of Application :31/01/2015
(43) Publication Date : 03/07/2015

(54) Title of the invention : A CAPSULE FOR USE WITH A FOOD PREPARATION MACHINE

(51) International classification :B65D85/804
(31) Priority Document No :12181653.2
(32) Priority Date :24/08/2012
(33) Name of priority country :EPO
(86) International Application No :PCT/EP2013/067576
Filing Date :23/08/2013
(87) International Publication No :WO 2014/029884
(61) Patent of Addition to Application Number :NA
Filing Date :NA
(62) Divisional to Application Number :NA
Filing Date :NA

(71)**Name of Applicant :**
1)NESTEC S.A.
Address of Applicant :Av. Nestl 55 CH 1800 Vevey Switzerland
(72)**Name of Inventor :**
1)SPIEGEL Akos
2)BEZET Nicolas Jean Guy

(57) Abstract :
The present invention is directed to a capsule (1) for containing a food ingredient suitable for being inserted in a food preparation machine (2) said capsule having a rigid body structure defining a closed compartment wherein said ingredient is mixed with a fluid introduced under pressure by said machine in order to produce a food product said body walls defining an external volume V caps, and an internal compartment volume V comp, characterized in that said capsule body structure further comprises at least one portion (14) having a shape dimensions and/or being made of a material such that it is elastically deformable and that V caps and V comp can be reversibly reduced by at least 3% by applying an elastic compression along at least one dimension of said capsule at the time said capsule is functionally inserted within said machine said elastic body wall portion allowing the capsule to flex back to its initial volumes V caps and V comp after extraction such that residual pressure within said capsule is reduced.

No. of Pages : 20 No. of Claims : 9

(12) PATENT APPLICATION PUBLICATION
(19) INDIA
(22) Date of filing of Application :30/10/2014
(21) Application No.3116/DEL/2014 A
(43) Publication Date : 03/07/2015

(54) Title of the invention : ENCODER

(51) International classification :G01B11/14
(31) Priority Document No :2013-229835
(32) Priority Date :05/11/2013
(33) Name of priority country :Japan
(86) International Application No :NA
Filing Date :NA
(87) International Publication No : NA
(61) Patent of Addition to Application Number :NA
Filing Date :NA
(62) Divisional to Application Number :NA
Filing Date :NA

(71)**Name of Applicant :**
1)KABUSHIKI KAISHA YASKAWA DENKI
Address of Applicant :2-1, Kurosaki-Shiroishi, Yahatanishi-ku, Kitakyushu-shi, Fukuoka 806-0004, Japan.
(72)**Name of Inventor :**
1)Hiroki KONDO
2)Yasushi YOSHIDA
3)Yuji ARINAGA
4)Hiroshi TAKADA

(57) Abstract :
An encoder includes: a disk; a track having reflectors arranged along a measurement direction on the disk; a light source configured to emit light to the reflectors; a light receiving array configured to receive light which is emitted by the light source and reflected at the track; and a hub arranged on an opposite side of the light source of the disk and having a taper which is inclined to a light axis of the light source at least in a position on the light axis.

No. of Pages : 40 No. of Claims : 10

(12) PATENT APPLICATION PUBLICATION
(21) Application No.3815/DEL/2013 A
(19) INDIA
(22) Date of filing of Application :30/12/2013
(43) Publication Date : 03/07/2015

(54) Title of the invention : A NOVEL SYSTEM AND METHOD PROVIDING ADVANCED WEB SEARCH FOR MULTIMEDIA CONTENTS

(51) International classification :G06F
(31) Priority Document No :NA
(32) Priority Date :NA
(33) Name of priority country :NA
(86) International Application No :NA
Filing Date :NA
(87) International Publication No : NA
(61) Patent of Addition to Application Number :NA
Filing Date :NA
(62) Divisional to Application Number :NA
Filing Date :NA

(71)**Name of Applicant :**
1)KUMAR, SANDEEP
Address of Applicant :PROFESSOR COLONY, H. NO. 810/12, STREET NO.-3, NEAR CHHOTA RAILWAY STATION, THANESAR, KURUKSHETRA 136118, HARYANA, INDIA.
2)SHRIVASTAV, SHIKHAR
3)KUMAR, SANDEEP
(72)**Name of Inventor :**
1)KUMAR, SANDEEP
2)SHRIVASTAV, SHIKHAR
3)KUMAR, KULDEEP

(57) Abstract :
The present provides a system for providing web search for multimedia contents containing: 1. an image analyzer; ii. an audio analyzer and iii. text analyzer wherein the said system is capable of storing and searching multimedia video, audio and image content without imposing restriction on the format of the contents; wherein said system analyzes multimedia contents and annotates the contents by means of the said components characterized in that said system contains a video encoder the output of which is used for keyframe extractor and the said image analyzer uses output of keyframe extractor.

No. of Pages : 30 No. of Claims : 10

(12) PATENT APPLICATION PUBLICATION
(19) INDIA
(22) Date of filing of Application :30/01/2015
(21) Application No.768/DELNP/2015 A
(43) Publication Date : 03/07/2015

(54) Title of the invention : CASES FOR PORTABLE ELECTRONIC DEVICES

(51) International classification :H04M1/02,G06F1/16,H04B1/38
(31) Priority Document No :1213556.2
(32) Priority Date :31/07/2012
(33) Name of priority country :U.K.
(86) International Application No :PCT/GB2013/052380
Filing Date :12/09/2013
(87) International Publication No :WO 2014/020362
(61) Patent of Addition to Application Number :NA
Filing Date :NA
(62) Divisional to Application Number :NA
Filing Date :NA

(71)**Name of Applicant :**
1)LUMINECTRIC LTD
Address of Applicant :5 Sovereign Court, 51 Gillingham Street, London SW1V 1HS U.K.
(72)**Name of Inventor :**
1)ELLIS BROWN James
2)CONSTANT Tom

(57) Abstract :
A case (10) for a portable electronic device (especially for an iPhone (100) and the like) comprises a shell (12) a diffuser (40) mounted within the shell (12) and an optional transparent insert (150) with custom graphics located between a front side (14) of the shell and the diffuser (40). The diffuser (40) comprises a Perspex panel having an etched portion (44) from which light escapes. The diffuser (40) may be slid between a position in which a flash (102) of the device is unobstructed for normal photographic use and a position in which light (200) from the flash (102) is received on a first surface (41) of the diffuser (40) whereby it is re directed internally before being emitted from the etched portion (44) on the opposite second surface (43) to provide even and bright illumination of that second surface.

No. of Pages : 34 No. of Claims : 22

(12) PATENT APPLICATION PUBLICATION
(21) Application No.1659/DELNP/2015 A
(19) INDIA
(22) Date of filing of Application :27/02/2015
(43) Publication Date : 03/07/2015

(54) Title of the invention : PROCESS AND APPARATUS FOR EXTRACTING SULFUR COMPOUNDS IN A HYDROCARBON STREAM

(51) International classification :C10G19/02,C10G21/08,B01D11/04
(31) Priority Document No :13/602530
(32) Priority Date :04/09/2012
(33) Name of priority country :U.S.A.
(86) International Application No :PCT/US2013/057008
Filing Date :28/08/2013
(87) International Publication No :WO 2014/039350
(61) Patent of Addition to Application Number :NA
Filing Date :NA
(62) Divisional to Application Number :NA
Filing Date :NA

(71)**Name of Applicant :**
1)UOP LLC
Address of Applicant :25 East Algonquin Road P. O. Box 5017 Des Plaines Illinois 60017 5017 U.S.A.
(72)**Name of Inventor :**
1)TERTEL Jonathan Andrew
2)SATTAR Aziz
3)BOWEN Travis C.
4)XOMERITAKIS George K.

(57) Abstract :
One exemplary embodiment can be a process for extracting sulfur compounds in a hydrocarbon stream. The process can include feeding a hydrocarbon stream containing sulfur compounds to a prewash zone containing an alkali withdrawing a prewashed hydrocarbon stream from the prewash zone and feeding the prewashed hydrocarbon stream to a mass transfer zone for extracting one or more thiol compounds from the prewashed hydrocarbon stream. Often the mass transfer zone includes a hollow fiber membrane contactor.

No. of Pages : 14 No. of Claims : 10

(12) PATENT APPLICATION PUBLICATION
(21) Application No.3388/DEL/2012 A
(19) INDIA
(22) Date of filing of Application :02/11/2012
(43) Publication Date : 03/07/2015

(54) Title of the invention : CHARGING OF HANDHELD CELLULAR DEVICE AND METHOD THEREOF

(51) International classification :H02J7/35
(31) Priority Document No :NA
(32) Priority Date :NA
(33) Name of priority country :NA
(86) International Application No :NA
Filing Date :NA
(87) International Publication No : NA
(61) Patent of Addition to Application Number :NA
Filing Date :NA
(62) Divisional to Application Number :NA
Filing Date :NA

(71)**Name of Applicant :**
1)Jawahar Lal Duhan
Address of Applicant :F/o Mr. Ravi Duhan of Village & Post: Khori Dist: Rewari Haryana 123101 India.
2)Ashok Kumar Yadav
3)Sampat Singh
(72)**Name of Inventor :**
1)Ravi Duhan
2)Manoj Kumar Yadav
3)Sanjay Raghav

(57) Abstract :
The present invention provides a device for charging a battery of mobile phone from a battery of another mobile phone. The device comprises a discharging circuit, a voltage converting unit, a charging circuit, and an interface unit. The discharging circuit controls discharge of the charge stored in a second battery. The voltage converting unit steps-up the voltage level of the stored charge in the second battery. The charging circuit is connected to the voltage converting unit 10 for controlling the charge of a first battery with the stepped-up voltage. The interface unit connects the discharging circuit, the voltage converting unit, and the charging circuit to each other.

No. of Pages : 12 No. of Claims : 8

(12) PATENT APPLICATION PUBLICATION
(19) INDIA
(22) Date of filing of Application :31/01/2015
(21) Application No.805/DELNP/2015 A
(43) Publication Date : 03/07/2015

(54) Title of the invention : POLYMERIZABLE ORGANOBORON ALKYD RESIN ANTI FOULING COATINGS

(51) International classification :C10M139/00,C07F7/02,C07F11/00
(31) Priority Document No :NA
(32) Priority Date :NA
(33) Name of priority country :NA
(86) International Application No :PCT/US2012/048981
Filing Date :31/07/2012
(87) International Publication No :WO 2014/021845
(61) Patent of Addition to Application Number :NA
Filing Date :NA
(62) Divisional to Application Number :NA
Filing Date :NA

(71)**Name of Applicant :**
1)EMPIRE TECHNOLOGY DEVELOPMENT LLC
Address of Applicant :2711 Centerville Road Suite 400 Wilmington Delaware 19808 U.S.A.
(72)**Name of Inventor :**
1)CARLSON William Brenden
2)PHELAN Gregory David

(57) Abstract :
A compound includes a boron atom attached to at least one C8-C26 fatty acid residue having at least one C=C moiety. Such compounds are polymerizable through the at least one C=C moiety. Polymers thus formed exhibit anti fouling properties when used as coatings.

No. of Pages : 43 No. of Claims : 40

(12) PATENT APPLICATION PUBLICATION
(19) INDIA
(22) Date of filing of Application :14/10/2014
(21) Application No.2930/DEL/2014 A
(43) Publication Date : 03/07/2015

(54) Title of the invention : CHAIN BEARING, CHAIN PIN, AND CHAIN

(51) International classification :F16G13/06
(31) Priority Document No :2013-218483
(32) Priority Date :21/10/2013
(33) Name of priority country :Japan
(86) International Application No :NA
Filing Date :NA
(87) International Publication No : NA
(61) Patent of Addition to Application Number :NA
Filing Date :NA
(62) Divisional to Application Number :NA
Filing Date :NA

(71)**Name of Applicant :**
1)DAIDO KOGYO CO., LTD.,
Address of Applicant :I-197 Kumasaka-cho, Kaga, Ishikawa Pref., Japan
(72)**Name of Inventor :**
1)MASASHI NISHIKAWA
2)YOSHIO OKUMURA
3)YUMA OHSAKA
4)MOTOKI TANAKA

(57) Abstract :
AL least one member composing a chain beari ng, e.g., a pi n, includes surface layer composed of vanadium carboniLride (VCN) coating on a surface ol a base material oi the one member. An oxide (VO) fi lm having a predetermined Lhickness is also formed on a surface of Lhe surface layer such Lhat the oxide film is interposed bet.ween Lhe surface layer and another member, e.g., a pin hole, composing the bearing. The VO film is suppressed from being formed excessively by the VOW coating even under a severe environmcnL.

No. of Pages : 35 No. of Claims : 12

(12) PATENT APPLICATION PUBLICATION
(21) Application No.3817/DEL/2013 A
(19) INDIA
(22) Date of filing of Application :30/12/2013
(43) Publication Date : 03/07/2015

(54) Title of the invention : A REVERSE GEAR MECHANISM IN AN AUTOMOBILE GEAR TRANSMISSION

(51) International classification :H01S
(31) Priority Document No :NA
(32) Priority Date :NA
(33) Name of priority country :NA
(86) International Application No :NA
Filing Date :NA
(87) International Publication No : NA
(61) Patent of Addition to Application Number :NA
Filing Date :NA
(62) Divisional to Application Number :NA
Filing Date :NA

(71)**Name of Applicant :**
1)Maruti Suzuki India Limited
Address of Applicant :1, Nelson Mandela Road, Vasant Kunj, New DELHI -110070 India
(72)**Name of Inventor :**
1)Bhupinder Singh

(57) Abstract :
The present invention describes a reverse gear mechanism in an automobile gear transmission. The reverse gear mechanism of the present invention includes a means to rotate the reverse idler gear to a predetermined angular position when the hub of the reverse idler gear is positioned on spline section for preventing shift blockage between reverse idler gear and reverse drive gear during the engagement.

No. of Pages : 21 No. of Claims : 14

(12) PATENT APPLICATION PUBLICATION
(19) INDIA
(22) Date of filing of Application :15/11/2013
(21) Application No.9841/DELNP/2013 A
(43) Publication Date : 03/07/2015

(54) Title of the invention : METHOD FOR PREPARING FUEL FROM BIOLOGICAL OIL AND FAT

(51) International classification :C10G3/00,C11C3/12
(31) Priority Document No :201110157081.2
(32) Priority Date :13/06/2011
(33) Name of priority country :China
(86) International Application No :PCT/CN2012/000790
Filing Date :12/06/2012
(87) International Publication No :WO 2012/171326
(61) Patent of Addition to Application Number :NA
Filing Date :NA
(62) Divisional to Application Number :NA
Filing Date :NA

(71)**Name of Applicant :**
1)ECO ENVIRONMENTAL ENERGY RESEARCH INSTITUTE LIMITED
Address of Applicant :23/f, 363 Java Road, North Point, Hong Kong China
2)DALIAN UNIVERSITY OF TECHNOLOGY
(72)**Name of Inventor :**
1)LIANG, Changhai
2)XU ,Bin
3)SIU ,Philip
4)WANG, Lei
5)CHEN, Xiao
6)SHAO, Zhengfeng
7)XIAO ,Zihui

(57) Abstract :
Provided is a method for preparing fuel from biological oil and fat , which comprises the steps of (a) catalytic cracking and deoxidizing biological oil and fat in conditions of heating and in the presence of a cracking deoxidizing catalyst; (b) mixing the products of step (a) with hydrogen; and(c) catalytic hydro deoxidizing the mixture of (b) in conditions of heating and in the presence of a hydro deoxygenation catalyst. Clean fuels with the same components as the fuels refined from crude oil can be produced from biological oil and fat by the method.

No. of Pages : 21 No. of Claims : 22

(12) PATENT APPLICATION PUBLICATION
(19) INDIA
(22) Date of filing of Application :27/02/2015
(21) Application No.1688/DELNP/2015 A
(43) Publication Date : 03/07/2015

(54) Title of the invention : PROCESS AND INTERMEDIATES FOR PREPARING INTEGRASE INHIBITORS

(51) International classification	:C07D215/56,C07C43/29,C07C49/84
(31) Priority Document No	:61/679475
(32) Priority Date	:03/08/2012
(33) Name of priority country	:U.S.A.
(86) International Application No	:PCT/US2013/053295
Filing Date	:01/08/2013
(87) International Publication No	:WO 2014/022707
(61) Patent of Addition to Application Number	:NA
Filing Date	:NA
(62) Divisional to Application Number	:NA
Filing Date	:NA

(71)**Name of Applicant :**
1)GILEAD SCIENCES INC.
Address of Applicant :333 Lakeside Drive Foster City CA 94404 U.S.A.
(72)**Name of Inventor :**
1)PCION Dominika
2)TOMASI Carrie
3)WHITCOMB Mark Charles
4)DOWDY Eric D.
5)FU Wenyi
6)MACLEOD Patricia

(57) Abstract :
The invention provides synthetic processes and synthetic intermediates that can be used to prepare 4-oxoquinolone compounds having useful integrase inhibiting properties.

No. of Pages : 39 No. of Claims : 20

(12) PATENT APPLICATION PUBLICATION
(21) Application No.2876/DEL/2014 A
(19) INDIA
(22) Date of filing of Application :08/10/2014
(43) Publication Date : 03/07/2015

(54) Title of the invention : VEHICLE BODY FRONT PART STRUCTURE

(51) International classification :B62D23/00
(31) Priority Document No :2013-214878
(32) Priority Date :15/10/2013
(33) Name of priority country :Japan
(86) International Application No :NA
Filing Date :NA
(87) International Publication No : NA
(61) Patent of Addition to Application Number :NA
Filing Date :NA
(62) Divisional to Application Number :NA
Filing Date :NA

(71)**Name of Applicant :**
1)SUZUKI MOTOR CORPORATION
Address of Applicant :300, Takatsuka-cho, Minami-ku, Hamamatsu-shi, Shizuoka-ken, Japan
(72)**Name of Inventor :**
1)Tsuyoshi YAMAZAKI

(57) Abstract :
[Problem to be Solved] To efficiently absorb a shock load applied to the vehicle front part and thereby to enhance safety. [Solution] A resin-made left side absorber 40 is mounted between a left side fender 10 and a left lamp support bracket 14, and is fixed to a left headlamp 30 above it. A first fixing part 50 for fixing the left side absorber 40 to the left headlamp 30 has a protruding part 51 and a concave part 52, and a step part 53 is formed at the boundary therebetween. The concave part 52 is formed with holes 54 and 55 so that the lower edge portions of the holes are adjacent to the step part 53. The bottom surface 51B of the first fixing part 50 and the upper surface 32C of a stay 32 of the left headlamp 30 are fixed being in contact with each other by a screw 80.

No. of Pages : 24 No. of Claims : 5

(12) PATENT APPLICATION PUBLICATION
(21) Application No.2965/DEL/2014 A
(19) INDIA
(22) Date of filing of Application :17/10/2014
(43) Publication Date : 03/07/2015

(54) Title of the invention : SUPPORTING STRUCTURE FOR SUPPORTING CONTAINERS FOR MEDICAL, PHARMACEUTICAL OR COSMETIC APPLICATIONS AND TRANSPORT OR PACKAGING CONTAINER SUPPORTING THE SAME

(51) International classification	:B01L9/06
(31) Priority Document No	:10 2013 111 600.0
(32) Priority Date	:21/10/2013
(33) Name of priority country	:Germany
(86) International Application No	:NA
Filing Date	:NA
(87) International Publication No	: NA
(61) Patent of Addition to Application Number	:NA
Filing Date	:NA
(62) Divisional to Application Number	:NA
Filing Date	:NA

(71)**Name of Applicant :**
1)Schott AG
Address of Applicant :Hattenbergstrae 10, 55122 Mainz (DE) Germany
(72)**Name of Inventor :**
1)DEUTSCHLE, Gregor Fritz
2)PAWLOWSKI, Edgar

(57) Abstract :
Disclosed is a supporting structure for concurrently supporting a plurality of containers (2) for substances for medical, pharmaceutical or cosmetic applications, comprising a flat, rectangular-shaped carrier (30; 30b) having a plurality of apertures or receptacles (31) and at least one supporting member (10, 30a), which is releasably coupled to the carrier (30; 30b), wherein the respective supporting member is configured to support a plurality of containers (2) to said carrier by a positive-fit. According to the invention the positive-fit is formed by coupling the respective supporting member (10; 30a) with the carrier (30; 30b) such that the containers supported on the container extend into the apertures or receptacles (31b) of the carrier. By means of the supporting members tolerances, in particular with respect to the outer radius or the outer contour of the containers and to their length, can be compensated for in a simple manner. Because the containers extend through the apertures of the carrier, the bottoms of the containers are freely accessible from the underside of the carrier even if these are supported on the carrier. This offers significant advantages when processing or further processing the containers. Since the supporting means are clipped into the carrier, these are retained to the carrier in axial direction and thus are supported very reliably on the carrier.

No. of Pages : 74 No. of Claims : 16

(12) PATENT APPLICATION PUBLICATION
(21) Application No.2938/DEL/2014 A
(19) INDIA
(22) Date of filing of Application :14/10/2014
(43) Publication Date : 03/07/2015

(54) Title of the invention : TIN-PLATED COPPER-ALLOY TERMINAL MATERIAL

(51) International classification	:B32B15/01	(71)**Name of Applicant :**
(31) Priority Document No	:2013-225843	**1)MITSUBISHI MATERIALS CORPORATION** Address of Applicant :3-2, Otemachi 1-chome, Chiyoda-ku, Tokyo 100-8117 Japan
(32) Priority Date	:30/10/2013	
(33) Name of priority country	:Japan	(72)**Name of Inventor :**
(86) International Application No	:NA	**1)INOUE, Yuki**
Filing Date	:NA	**2)KATO, Naoki**
(87) International Publication No	: NA	
(61) Patent of Addition to Application Number	:NA	
Filing Date	:NA	
(62) Divisional to Application Number	:NA	
Filing Date	:NA	

(57) Abstract :
Tin-plated copper-alloy terminal material including a base material made of Cu alloy; a Sn-based surface layer formed on a surface of the base material and having an average thickness of 0.2 μm or larger and 0.6 μm or smaller; a Cu-Sn alloy layer generated between the Sn-based surface layer and the base material; and a Ni-based coating layer at an uppermost surface, formed of Ni or Ni-Sn alloy having a coating thickness of 0.005 μm or larger and 0.05 μm or smaller, in which an oil-sump depth Rvk of the Cu-Sn alloy layer measured when the Cu-Sn alloy layer is appeared on a surface by fusing and removing the Sn-based surface layer is 0.2 μm or larger; a part of the Cu-Sn alloy layer is exposed from the Sn-based surface layer; the Ni-based coating layer is formed on the exposed Cu-Sn alloy layer from the Sn-based surface layer; and dynamic friction coefficient of the surface is 0.3 or less.

No. of Pages : 31 No. of Claims : 4

(12) PATENT APPLICATION PUBLICATION
(19) INDIA
(22) Date of filing of Application :30/01/2015
(21) Application No.771/DELNP/2015 A
(43) Publication Date : 03/07/2015

(54) Title of the invention : WEAR RESISTANT STEEL PLATE HAVING EXCELLENT LOW TEMPERATURE TOUGHNESS AND CORROSION WEAR RESISTANCE

(51) International classification :C22C38/38,C22C38/60,C21D8/02
(31) Priority Document No :2012205304
(32) Priority Date :19/09/2012
(33) Name of priority country :Japan
(86) International Application No :PCT/JP2013/005433
Filing Date :13/09/2013
(87) International Publication No :WO 2014/045552
(61) Patent of Addition to Application Number :NA
Filing Date :NA
(62) Divisional to Application Number :NA
Filing Date :NA

(71)**Name of Applicant :**
1)JFE STEEL CORPORATION
Address of Applicant :2 3 Uchisaiwai cho 2 chome Chiyoda ku Tokyo 1000011 Japan
(72)**Name of Inventor :**
1)MIURA Shinichi
2)UEDA Keiji
3)ISHIKAWA Nobuyuki
4)TAKAYAMA Naoki

(57) Abstract :
Provided is a wear resistant steel plate having excellent wear resistance low temperature toughness and corrosion wear resistance. The wear resistant steel plate is characterized in: containing in terms of mass percent 0.23 0.35% C 0.05 1.00% Si 0.1 2.0% Mn no more than 0.020% P no more than 0.005% S 0.005 0.100% Al 0.03 2.0% Cr and 0.03 1.0% Mo so as to satisfy the condition that DI defined in formula (1) below is at least 45; having a component structure comprising a remainder of Fe and unavoidable impurities; using an as quenched martensite phase as a main phase; having a structure in which the prior austenite grain size is no larger than 30 μm; and having the surface hardness be at least 450 in terms of a Brinell hardness of HBW 10/3000.

No. of Pages : 51 No. of Claims : 6

(12) PATENT APPLICATION PUBLICATION
(21) Application No.3776/DEL/2013 A
(19) INDIA
(22) Date of filing of Application :26/12/2013
(43) Publication Date : 03/07/2015

(54) Title of the invention : COMPOUND CYCLE ENGINE.

(51) International classification :F10D
(31) Priority Document No :NA
(32) Priority Date :NA
(33) Name of priority country :NA
(86) International Application No :NA
Filing Date :NA
(87) International Publication No : NA
(61) Patent of Addition to Application Number :NA
Filing Date :NA
(62) Divisional to Application Number :NA
Filing Date :NA

(71)**Name of Applicant :**
1)PRATT & WHITNEY CANADA CORP.
Address of Applicant :1000 MARIE-VICTORIN, (01BES), LONGUEUIL QC J4G 1A1, CANADA Canada
(72)**Name of Inventor :**
1)SEBASTIEN BOLDUC
2)MIKE FONTAINE
3)LUC LANDRY
4)JEAN THOMASSIN

(57) Abstract :
A compound cycle engine having an output shaft; at least two rotary units each defining an internal combustion engine, a velocity turbine, and a turbocharger is discussed. The velocity turbine includes a rotor in driving engagement with the output shaft between two of the rotary units. The exhaust port of each rotary unit is in fluid communication with the flowpath of the velocity turbine upstream of its rotor. The outlet of the compressor of the turbocharger is in fluid communication with the inlet port of each rotary unit. The inlet of the pressure turbine of the turbocharger is in fluid communication with the flowpath of the velocity turbine downstream of its rotor. A method of compounding at least two rotary engines is also discussed.

No. of Pages : 25 No. of Claims : 20

(12) PATENT APPLICATION PUBLICATION
(19) INDIA
(22) Date of filing of Application :31/01/2015
(21) Application No.808/DELNP/2015 A
(43) Publication Date : 03/07/2015

(54) Title of the invention : ANTHOCYANIN COLOURING COMPOSITION

(51) International classification :A23L2/58,A23L1/275,C09B61/00
(31) Priority Document No :12179903.5
(32) Priority Date :09/08/2012
(33) Name of priority country :EPO
(86) International Application No :PCT/EP2013/066436
Filing Date :06/08/2013
(87) International Publication No :WO 2014/023712
(61) Patent of Addition to Application Number :NA
Filing Date :NA
(62) Divisional to Application Number :NA
Filing Date :NA

(71)**Name of Applicant :**
1)NESTEC S.A.
Address of Applicant :Avenue Nestl 55 CH 1800 Vevey Switzerland
(72)**Name of Inventor :**
1)GALAFFU Nicola
2)MICHEL Martin
3)CAVIN Sandrine
4)BORTLIK Karlheinz
5)CHOISY Patrick

(57) Abstract :
The present invention relates generally to the field of colouring compositions. One aspect of the invention is a colouring composition having a blue colour. In particular, the present invention relates to a colouring composition having a blue colour wherein the composition comprises anthocyanins, metal ions, and at least one stabilizer. The metal ions are selected from Al(lll), Ca(ll), Cu(ll), Fe(ll), Fe(lll), Mg(ll), Mn(ll), Zn(ll) and combinations thereof; while the stabilizers are selected from tannic acid and phospholipids. The invention provides for example a composition comprising the colouring composition and also provides for the use of the colouring composition to colour a food, a nutritional formulation, a food supplement, a beverage, an ink or a pharmaceutical product. A further aspect of the invention is a method of preparing a blue colouring composition.

No. of Pages : 31 No. of Claims : 15

(12) PATENT APPLICATION PUBLICATION
(21) Application No.3771/DEL/2013 A
(19) INDIA
(22) Date of filing of Application :26/12/2013
(43) Publication Date : 03/07/2015

(54) Title of the invention : AN IMPROVED GRILLE OF VEHICLE FOR REDUCING VISIBILITY OF HARNESS AND INNER PANEL AND BALANCING UNDER HOOD THERMAL GRADINET

(51) International classification :B60R
(31) Priority Document No :NA
(32) Priority Date :NA
(33) Name of priority country :NA
(86) International Application No :NA
Filing Date :NA
(87) International Publication No : NA
(61) Patent of Addition to Application Number :NA
Filing Date :NA
(62) Divisional to Application Number :NA
Filing Date :NA

(71)**Name of Applicant :**
1)MARUTI SUZUKI INDIA LIMITED
Address of Applicant :1, NELSON MANDELA ROAD, VASANT KUNJ, NEW DELHI-110070, INDIA
(72)**Name of Inventor :**
1)SOVIT ARUN PRADHAN
2)SAILAJA MOHAPATRA

(57) Abstract :
Invention relates to an improved grille of vehiclc for reducing visibility of sp , > r n r x t . and inncr panel and balancing undcrnoofi thermal gradicnt ccjnlprising of a shroud integrally provided with upper grille in the front , iT-i+i<,- .,,A,,,A of vehicle. I t is associated with the following advantageous featurcs: - Reduction in the visibility of harness and inner pant:l through tht: horn opening. - Avoids the thrcat of harness cut. A Avoids A deterioration in the appearance of vehicle. - Improves underhood thermal gradient. - i:osl cffcctivc. The upper grille with integrated shroud acts as an air guide to balance underhood thermal gradient.

No. of Pages : 14 No. of Claims : 10

(12) PATENT APPLICATION PUBLICATION
(19) INDIA
(22) Date of filing of Application :30/01/2015
(21) Application No.770/DELNP/2015 A
(43) Publication Date : 03/07/2015

(54) Title of the invention : HOT ROLLED STEEL SHEET AND METHOD FOR MANUFACTURING SAME

(51) International classification :C22C38/00,B21B3/02,C21D8/02
(31) Priority Document No :2012201262
(32) Priority Date :13/09/2012
(33) Name of priority country :Japan
(86) International Application No :PCT/JP2013/005387
Filing Date :11/09/2013
(87) International Publication No :WO 2014/041801
(61) Patent of Addition to Application Number :NA
Filing Date :NA
(62) Divisional to Application Number :NA
Filing Date :NA

(71)**Name of Applicant :**
1)JFE STEEL CORPORATION
Address of Applicant :2 3 Uchisaiwai cho 2 chome Chiyoda ku Tokyo 1000011 Japan
(72)**Name of Inventor :**
1)KAMI Chikara
2)GOTO Sota

(57) Abstract :
Provided is a low yield ratio high strength hot rolled steel sheet having excellent low temperature toughness and being appropriate as a steel pipe raw material. The present invention has a composition including 0.03 0.10% C 0.01 0.50% Si 1.4 2.2% Mn no more than 0.025% P no more than 0.005% S 0.005 0.10% Al 0.02 0.10% Nb 0.001 0.030% Ti 0.01 0.50% Mo 0.01 0.50% Cr and 0.01 0.50% Ni Moeq preferably satisfying a range of 1.4 2.2% and the inner layers have a structure that includes bainitic ferrite as a main phase and massive martensite having a surface area ratio of 1.4 15% and an aspect ratio of less than 5.0 as a second phase the lath spacing of the bainitic ferrite phase being 0.2 1.6 µm. Regarding the size of the massive martensite the maximum is preferably no more than 5.0 µm and the average is preferably 0.5 3.0 µm.

No. of Pages : 72 No. of Claims : 10

(12) PATENT APPLICATION PUBLICATION
(19) INDIA
(22) Date of filing of Application :30/01/2015
(21) Application No.787/DELNP/2015 A
(43) Publication Date : 03/07/2015

(54) Title of the invention : CONTROL CHANNEL ELEMENT INDEXING SCHEME

(51) International classification :H04L5/00,H04W72/12
(31) Priority Document No :NA
(32) Priority Date : -
(33) Name of priority country :Finland
(86) International Application No :PCT/EP2012/065234
Filing Date :03/08/2012
(87) International Publication No :WO 2014/019630
(61) Patent of Addition to Application Number :NA
Filing Date :NA
(62) Divisional to Application Number :NA
Filing Date :NA

(71)**Name of Applicant :**
1)NOKIA SOLUTIONS AND NETWORKS OY
Address of Applicant :Karaportti 3 FI 02610 Espoo Finland
(72)**Name of Inventor :**
1)LUNTTILA Timo Erkki
2)TIIROLA Esa Tapani
3)HOOLI Kari Juhani

(57) Abstract :
The present invention provides a method a apparatus and computer program product relating to a control channel element indexing scheme. The present invention includes obtaining information regarding first partition elements related to a first partitioning of channel resource elements carrying in downlink a configurable first control channel associated with a data channel determining a number of second partition elements related to a second partitioning of channel resource elements per first partition element determining for at least one second partition element a second partition element index based on information regarding the first partition elements and the determined number determining for at least one third partition element related to a third partitioning of channel resource elements a third partition element index wherein the second partitioning is related to the allocation of channel resources of the first control channel and wherein the third partitioning is related to allocating channel resources of a second control channel.

No. of Pages : 43 No. of Claims : 53

(12) PATENT APPLICATION PUBLICATION
(19) INDIA
(22) Date of filing of Application :30/01/2015
(21) Application No.789/DELNP/2015 A
(43) Publication Date : 03/07/2015

(54) Title of the invention : ELECTRODE MATERIAL METHOD FOR MANUFACTURING ELECTRODE MATERIAL AND SECONDARY BATTERY

(51) International classification :H01M4/36,C01B31/02,H01M4/38
(31) Priority Document No :2012177114
(32) Priority Date :09/08/2012
(33) Name of priority country :Japan
(86) International Application No :PCT/JP2013/004415
Filing Date :19/07/2013
(87) International Publication No :WO 2014/024395
(61) Patent of Addition to Application Number :NA
Filing Date :NA
(62) Divisional to Application Number :NA
Filing Date :NA

(71)**Name of Applicant :**
1)SONY CORPORATION
Address of Applicant :1 7 1 Konan Minato ku Tokyo 1080075 Japan
(72)**Name of Inventor :**
1)TAKESHI Kazumasa
2)TABATA Seiichiro
3)IIDA Hironori
4)YAMANOI Shun
5)SAITO Yosuke
6)HINOKUMA Koichiro
7)YAMADA Shinichiro

(57) Abstract :
An electrode material is provided. The electrode material includes a porous carbon material wherein the porous carbon material has a half width of diffraction intensity peak of a (100) face or a (101) face of 4 degrees or less with reference to a diffraction angle 2 theta on a basis of a X ray diffraction method. A battery having a positive electrode comprising the porous carbon material and method of manufacture for the porous carbon material are also provided.

No. of Pages : 49 No. of Claims : 18

(12) PATENT APPLICATION PUBLICATION
(21) Application No.806/DELNP/2015 A
(19) INDIA
(22) Date of filing of Application :31/01/2015
(43) Publication Date : 03/07/2015

(54) Title of the invention : SENSOR STIMULATION AND RESPONSE APPROACH FOR MAPPING SENSOR NETWORK ADDRESSES TO IDENTIFICATION INFORMATION

(51) International classification	:G06Q10/08,H04L29/08,H04L29/12
(31) Priority Document No	:NA
(32) Priority Date	:NA
(33) Name of priority country	:NA
(86) International Application No	:PCT/SE2012/050880
Filing Date	:17/08/2012
(87) International Publication No	:WO 2014/027934
(61) Patent of Addition to Application Number	:NA
Filing Date	:NA
(62) Divisional to Application Number	:NA
Filing Date	:NA

(71)**Name of Applicant :**
1)TELEFONAKTIEBOLAGET L M ERICSSON (PUBL)
Address of Applicant :Torshamnsgatan 21 23 S 164 83 Stockholm Sweden
(72)**Name of Inventor :**
1)SAROS Jakob
2)PIERREL Sbastien

(57) Abstract :
Methods sensor network monitors (150) and mobile terminals (120) are disclosed that map a plurality of sensors (110) to sensor identification information provided by the mobile terminals (120). A method includes receiving (500) stimulus characteristic information which characterizes a stimulus provided to one of the sensors (110) and an associated sensor identification information from the mobile terminal (120). A response signal is received (502) from the sensor (110) responding to the stimulus. A network address of the sensor (110) is identified. The response signal is matched (504) to the stimulus characteristic information. The network address of the sensor (110) is associated (506) with the sensor identification information associated with the stimulus characteristic information matched to the response signal. The network address of the sensor (110) and the associated sensor identification information is provided (508) to a resource directory (152) for storage.

No. of Pages : 40 No. of Claims : 20

(12) PATENT APPLICATION PUBLICATION
(21) Application No.3783/DEL/2013 A
(19) INDIA
(22) Date of filing of Application :27/12/2013
(43) Publication Date : 03/07/2015

(54) Title of the invention : SOLENOID COCK FOR LIGHT COMBAT AIRCRAFT (LCA)

(51) International classification :B60T
(31) Priority Document No :NA
(32) Priority Date :NA
(33) Name of priority country :NA
(86) International Application No :NA
Filing Date :NA
(87) International Publication No : NA
(61) Patent of Addition to Application Number :NA
Filing Date :NA
(62) Divisional to Application Number :NA
Filing Date :NA

(71)**Name of Applicant :**
1)ASERDC, HAL ACCESSORIES DIVISION, LUCKNOW
Address of Applicant :DGM (EQUIPMENTS) ASERDC HINDUSTAN AERONAUTICS LIMITED, ACCESSORIES DIVISION, FAIZABAD ROAD, LUCKNOW-226016, UP. INDIA
(72)**Name of Inventor :**
1)MD. NAUSHAD ALAM

(57) Abstract :
This device relates to Solenoid Cock with application to isolate the hydraulic oil supply to non essential hydraulic services during emergency situation and to ensure hydraulic supply to essential services required for safety of aircraft. This Solenoid Cock receives electrical signal from low emergency level switch provided on the pressurized Hydraulic Reservoir when hydraulic oil in the reservoir fall below the emergency level. This electrical signal energizes the Solenoid Cock which blocks the hydraulic supply to non-essential services of the hydraulic system to preserve the oil for operation of essential services for safe flight. However when de-energized, a flow of 60 Ipm can pass through this valve at the max pressure drop of 6 bar to serve all services of the hydraulic system of the aircraft. This, 2 way, 2 positions, normally open pilot operated solenoid Valve mainly constitute of main body accommodating both main valve and pilot valve. The externally mounted solenoid S/A energizes on receiving electrical signal and operates pilot valve which in turn operates main valve to block the hydraulic supply.

No. of Pages : 6 No. of Claims : 7

(12) PATENT APPLICATION PUBLICATION
(21) Application No.3784/DEL/2013 A
(19) INDIA
(22) Date of filing of Application :27/12/2013
(43) Publication Date : 03/07/2015

(54) Title of the invention : ANTI SKID CONTROLLER FOR HINDUSTAN JET TRAINER - 36 (HJT-36)

(51) International classification :B60T
(31) Priority Document No :NA
(32) Priority Date :NA
(33) Name of priority country :NA
(86) International Application No :NA
Filing Date :NA
(87) International Publication No : NA
(61) Patent of Addition to Application Number :NA
Filing Date :NA
(62) Divisional to Application Number :NA
Filing Date :NA

(71)**Name of Applicant :**
1)ASERDC, HAL, ACCESSORIES DIVISION FAIZABAD ROAD LUCKNOW
Address of Applicant :DGM (EQUIPMENT) ASERDC HINDUSTAN AERONAUTICS LIMITED ACCESSORIES DIVISION FAIZABAD ROAD LUCKNOW-226016 Uttar Pradesh India
(72)**Name of Inventor :**
1)G. K. JHA

(57) Abstract :
Anti Skkl Controller for HJT-36 aircraft controls the deceleration rate by means of reducing Brake pressure through Skid Valve duty cycle. The main function of this unit is to limit the deceleration of the ajrcraft wheel to 9m/sec (Frequency gradient 620Hz). At any instant of time, when the wheel deceleration exceeds 9m/sec deceleration, indicating an impending skid, the Skid Valve is switched OFF to diHmp the brake pressure. This allows wheel to recover its rotational speed. After this, the skid Vafve is switched ON and brake pressure is re-applied.

No. of Pages : 5 No. of Claims : 7

(12) PATENT APPLICATION PUBLICATION
(21) Application No.3139/DEL/2014 A
(19) INDIA
(22) Date of filing of Application :31/10/2014
(43) Publication Date : 03/07/2015

(54) Title of the invention : METHOD FOR PRODUCING PLASTIC MOLDS MADE FROM MARTENSITIC CHROMIUM STEEL AND PLASTIC MOLD

(51) International classification :B29C33/40
(31) Priority Document No :A50774/2013
(32) Priority Date :21/11/2013
(33) Name of priority country :Austria
(86) International Application No :NA
Filing Date :NA
(87) International Publication No : NA
(61) Patent of Addition to Application Number :NA
Filing Date :NA
(62) Divisional to Application Number :NA
Filing Date :NA

(71)**Name of Applicant :**
1)B–HLER EDELSTAHL GMBH & CO KG
Address of Applicant :Mariazellerstrae 25, A-8605 Kapfenberg, Austria
(72)**Name of Inventor :**
1)JOCHEN PERKO
2)SILVIA ZINNER
3)HORST ZUNKO

(57) Abstract :
The invention relates to a method for producing plastic molds made of a martensitic chromium steel and it relates to a plastic mold. In order to achieve equally high quality values of the mold material, it is provided according to the invention to produce a steel block having the composition in wt% of C = 0.22 to0.26, Si=0.01 to0.35, Mn=O.I5to0.60, P= max. 0.025, S= max. 0.003, Cr= 12.0to14.0,Mo=0.10to0.18, Ni=0.35to0.50,V=0.15to0.25, W= tracesupto0.20, Cu = traces up to 0.30, Co = traces up to 0.20, Ti = traces up to 0.02, Hf = traces up to 0.02, Zr = traces up to 0.02, A1 = 0.002 to 0.02, Nb = traces up to 0.04, B = traces up to 0.001, N = 0.08 to 0.15, Ta = traces up to 0.04, As = traces up to 0.005, with the condition: Mn+Ni = 0.55 to 0.95, Mo+W/2 = 0.11 to 0.20, Ti+Hf+Zr = traces up to 0.008, V+Nb+Ta = 0.15 to 0.30, Nb+Ta = traces up to 0.04, Fe and contaminants = the rest, and with a PRE(N) value for the corrosion resistance from more than 14.5 to approximately 15.7, and to subject said steel block to a primary forming at a temperature of more 1050 C with a forming degree of more than 2.5 fold, optionally after an intermediate cooling, from the blank at a temperature of less than 1050 C, a manufacturing of at least one basic mold part occurs, from which, optionally afler a machining treatment, a plastic mold is produced, and said plastic mold or the basic mold part is austenized and hardened at a cooling rate with a value h of !ess than 24, preceded by a tempering treatment is carried cwt at least twice at a temperature in the range from 510 to 550 C, resulting in a hardness of the material from 48 to 52 HRC and a toughness thereof, measured on impact bending specimens, of at least 60 J, after which finally a final machining processing occurs, and, if provided for, a polishing of the plastic mold occurs.

No. of Pages : 21 No. of Claims : 6

(12) PATENT APPLICATION PUBLICATION
(21) Application No.3238/DEL/2014 A
(19) INDIA
(22) Date of filing of Application :10/11/2014
(43) Publication Date : 03/07/2015

(54) Title of the invention : MOLDED CASE CIRCUIT BREAKER

(51) International classification	:H01H69/00
(31) Priority Document No	:10-2013-0136461
(32) Priority Date	:11/11/2013
(33) Name of priority country	:Republic of Korea
(86) International Application No	:NA
Filing Date	:NA
(87) International Publication No	: NA
(61) Patent of Addition to Application Number	:NA
Filing Date	:NA
(62) Divisional to Application Number	:NA
Filing Date	:NA

(71)**Name of Applicant :**
1)LSIS CO., LTD.
Address of Applicant :127, LS-ro, Dongan-gu, Anyang-si, Gyeonggi-do 431-848, Republic of Korea
(72)**Name of Inventor :**
1)Bong Yun JANG

(57) Abstract :
Disclosed is a molded case circuit breaker. The molded case circuit breaker includes include: a case; an interrupter assembly installed in the case, and provided with an arc gas outlet; an exhaustion guiding portion disposed between the interrupter assembly and the terminal portion; an exhaustion cover mounted to the case, with a structure to cover the exhaustion guiding portion; and exhaustion guides spaced from each other in the exhaustion guiding portion, in a direction perpendicular to an arc gas discharge direction, in a state where the gas divergence portion is disposed therebetween, the exhaustion guides forming the arc gas passage together with the gas divergence portion. Under such configuration, arc gas discharged out of the arc gas outlet can be rapidly discharged to outside through the exhaustion guides, without an eddy current.

No. of Pages : 31 No. of Claims : 10

(12) PATENT APPLICATION PUBLICATION
(21) Application No.1642/DELNP/2015 A
(19) INDIA
(22) Date of filing of Application :27/02/2015
(43) Publication Date : 03/07/2015

(54) Title of the invention : MOTOR VEHICLE BODYSHELL STRUCTURE ASSEMBLY COMPRISING A FLAT FRONT FLOORPAN

(51) International classification :B62D25/20
(31) Priority Document No :1257865
(32) Priority Date :20/08/2012
(33) Name of priority country :France
(86) International Application No :PCT/FR2013/051416
Filing Date :17/06/2013
(87) International Publication No :WO 2014/029926
(61) Patent of Addition to Application Number :NA
Filing Date :NA
(62) Divisional to Application Number :NA
Filing Date :NA

(71)**Name of Applicant :**
1)RENAULT S.A.S.
Address of Applicant :13-15 quai Le Gallo F 92100 Boulogne billancourt France
(72)**Name of Inventor :**
1)BANNIER Nathalie
2)TABUTEAU Pascal
3)ROUSSEAU Olivier

(57) Abstract :
The invention proposes a motor vehicle bodyshell structure assembly (10) comprising a front bulkhead (12) a rear part (14) and an assembly referred to as the floorpan assembly (16) which extends between the front bulkhead (12) and the rear part (14) and that comprises at least one central tunnel element (18, 21) extending substantially along a median axis of the floorpan and two half floorpan elements which extend transversely one on either side of the central tunnel element characterized in that it comprises: a front floorpan element (32) which extends across the entire width of the floorpan assembly a central tunnel element (21) referred to as the rear central tunnel element which extends between a rear end (34) at the front floorpan element (32) and the rear part (14) two rear half floorpan elements (36, 38) which extend transversely one on either side of the central tunnel rear element (21) and longitudinally between a rear end (34) of the front floorpan element and the rear part (14).

No. of Pages : 17 No. of Claims : 9

(12) PATENT APPLICATION PUBLICATION
(19) INDIA
(22) Date of filing of Application :30/12/2013
(21) Application No.3827/DEL/2013 A
(43) Publication Date : 03/07/2015

(54) Title of the invention : ESTABLISHING A CONNECTION BETWEEN TWO FIBRE CHANNEL SWITCHES

(51) International classification :H04L
(31) Priority Document No :NA
(32) Priority Date :NA
(33) Name of priority country :NA
(86) International Application No :NA
Filing Date :NA
(87) International Publication No : NA
(61) Patent of Addition to Application Number :NA
Filing Date :NA
(62) Divisional to Application Number :NA
Filing Date :NA

(71)**Name of Applicant :**
1)ALCATEL LUCENT
Address of Applicant :3, AVENUE OCTAVE GREARD 75007 PARIS, France
(72)**Name of Inventor :**
1)CHARYA, SUDHINDRA
2)PALAMPALLI, KRISHNA PRASANTH
3)VEERARAGHAVAN, MUTHU KRISHNAN

(57) Abstract :
Method(s) and system(s) for establishing a connection between FC switches (106) are disclosed. The method comprises, receiving, by a relay system (102), an Exchange Link Parameters (ELP) packet from a first Fibre Channel (FC) switch (106- 1). Further, the ELP packet is determined to be indicative of a request to establish a connection between the first FC switch (106-1) and a second FC switch (106-3). Further, an updated ELP packet is transmitted to the second FC switch (106-3) for facilitating establishment of the connection, wherein the updated ELP packet comprises at least one parameter corresponding to a second E_Port (104-4). Further, a connection establishment response message responsive to the transmitting the updated ELP packet is received. The method further comprises transmitting an updated connection establishment message to the first FC switch (106-1) for establishing the connection between the first FC switch (106-1) and the second FC switch (106-3).

No. of Pages : 29 No. of Claims : 11

(12) PATENT APPLICATION PUBLICATION
(21) Application No.3829/DEL/2013 A
(19) INDIA
(22) Date of filing of Application :31/12/2013
(43) Publication Date : 03/07/2015

(54) Title of the invention : A STOVE CUM CHARCOAL MAKING UNIT

(51) International classification :A01G
(31) Priority Document No :NA
(32) Priority Date :NA
(33) Name of priority country :NA
(86) International Application No :NA
Filing Date :NA
(87) International Publication No : NA
(61) Patent of Addition to Application Number :NA
Filing Date :NA
(62) Divisional to Application Number :NA
Filing Date :NA

(71)**Name of Applicant :**
1)COUNCIL OF SCIENTIFIC & INDUSTRIAL RESEARCH
Address of Applicant :ANUSANDHAN BHAWAN, RAFI MARG, NEW DELHI - 110 001, INDIA.
(72)**Name of Inventor :**
1)JAYANTA JYOTI BORA
2)DIPANKAR NEOG
3)SUBODH CHANDRA KALITA
4)AJOY BORKOTOKY

(57) Abstract :
A device for converting biomass having no timber value e.g., plants like twigs of big trees, shrubs viz. ipomea carnea, Tamarix dioica, Erienthus Longisitosus, seeds of pine tree, etc. into wood charcoal within a short time which can used as source of energy for cooking purpose or heating purpose during winter season, during which conversion the device can be used as a stove for cooking, using the same type of biomass as fuel.

No. of Pages : 18 No. of Claims : 15

(12) PATENT APPLICATION PUBLICATION
(19) INDIA
(22) Date of filing of Application :30/01/2015
(21) Application No.790/DELNP/2015 A
(43) Publication Date : 03/07/2015

(54) Title of the invention : VEHICLE SEAT COMPRISING A COVER

(51) International classification :B60N2/60,B60N2/58
(31) Priority Document No :10 2012 014 378.8
(32) Priority Date :20/07/2012
(33) Name of priority country :Germany
(86) International Application No :PCT/EP2013/062930
Filing Date :20/06/2013
(87) International Publication No :WO 2014/012740
(61) Patent of Addition to Application Number :NA
Filing Date :NA
(62) Divisional to Application Number :NA
Filing Date :NA

(71)**Name of Applicant :**
1)JOHNSON CONTROLS GMBH
Address of Applicant :Industriestrae 20 30 51399 Burscheid Germany
(72)**Name of Inventor :**
1)SCHITTKO Andreas

(57) Abstract :
The invention relates to a vehicle seat comprising a cushion that has a cover and a side cover.

No. of Pages : 11 No. of Claims : 9

(12) PATENT APPLICATION PUBLICATION
(19) INDIA
(22) Date of filing of Application :27/02/2015
(21) Application No.1653/DELNP/2015 A
(43) Publication Date : 03/07/2015

(54) Title of the invention : SOLID DISHWASHING DETERGENT WITH IMPROVED PROTEASE PERFORMANCE

(51) International classification :C12N9/54,C11D3/386,C11D3/39
(31) Priority Document No :102012215107.9
(32) Priority Date :24/08/2012
(33) Name of priority country :Germany
(86) International Application No :PCT/IB2013/056605
Filing Date :13/08/2013
(87) International Publication No :WO 2014/030097
(61) Patent of Addition to Application Number :NA
Filing Date :NA
(62) Divisional to Application Number :NA
Filing Date :NA

(71)**Name of Applicant :**
1)BASF SE
Address of Applicant :67056 Ludwigshafen Germany
(72)**Name of Inventor :**
1)EITING Thomas
2)MUMANN Nina
3)BENDA Konstantin
4)BASTIGKEIT Thorsten
5)OCONNELL Timothy

(57) Abstract :
Provided is a solid dishwashing detergent with improved detergency in particular on custard stains. The solid dishwashing detergent comprises a protease which is composed of an amino acid sequence having at least 80% identity to the amino acid sequence given in SEQ ID NO.1 and has the amino acid glutamic acid (E) or aspartic acid (D) at position 99 in the count according to SEQ ID NO.1.

No. of Pages : 40 No. of Claims : 10

(12) PATENT APPLICATION PUBLICATION
(21) Application No.3781/DEL/2013 A
(19) INDIA
(22) Date of filing of Application :26/12/2013
(43) Publication Date : 03/07/2015

(54) Title of the invention : HAULM CUTTING DEVICE

(51) International classification :A01D
(31) Priority Document No :NA
(32) Priority Date :NA
(33) Name of priority country :NA
(86) International Application No :NA
Filing Date :NA
(87) International Publication No : NA
(61) Patent of Addition to Application Number :NA
Filing Date :NA
(62) Divisional to Application Number :NA
Filing Date :NA

(71)**Name of Applicant :**
1)INDIAN COUNCIL OF AGRICULTURAL RESEARCH (ICAR)
Address of Applicant :Indian Council of Agricultural Research (ICAR), Krishi Bhawan-I, Dr. Rajendra Prasad Road, New Delhi-110001 India
(72)**Name of Inventor :**
1)GULATI, Sunil
2)SINGH, Manjit

(57) Abstract :
A haulm cutting device (100) for cutting haulms 5 is described herein. In one implementation the haulm cutting device (100) includes a frame (102); at least one vine collector (106) coupled to the frame (102) to lift the haulms from soil surface; a shaft mounted in a transverse axis of the frame (102), to rotate about its axis; at least one roller (108) mounted on the shaft, to rotate about the axis of the shaft. Further, 10 the haulm cutting device (100) includes multiple rods (110) attached to an external surface of the at least one roller (108), to carry the haulms from the at least one vine collector (106); and multiple cutterbars (112) mounted on the frame (102), for cutting the haulms carried by each of the plurality of rods (110).

No. of Pages : 18 No. of Claims : 15

(12) PATENT APPLICATION PUBLICATION
(21) Application No.791/DELNP/2015 A
(19) INDIA
(22) Date of filing of Application :30/01/2015
(43) Publication Date : 03/07/2015

(54) Title of the invention : ONE PIECE PART INCLUDING A MAGNETOCALORIC MATERIAL NOT INCLUDING AN ALLOY INCLUDING IRON AND SILICON AND A LANTHANIDE AND HEAT GENERATOR INCLUDING SAID PART

(51) International classification :F25B21/00,F28F3/04
(31) Priority Document No :1257496
(32) Priority Date :01/08/2012
(33) Name of priority country :France
(86) International Application No :PCT/EP2013/065749
Filing Date :25/07/2013
(87) International Publication No :WO 2014/019941
(61) Patent of Addition to Application Number :NA
Filing Date :NA
(62) Divisional to Application Number :NA
Filing Date :NA

(71)**Name of Applicant :**
1)COOLTECH APPLICATIONS
Address of Applicant :Impasse Antoine Imbs F 67810 Holtzheim France
(72)**Name of Inventor :**
1)MULLER Christian

(57) Abstract :
The invention relates to a one-piece part containing a magnetocaloric material not including an alloy including iron and silicon and a lanthanide, characterized in that: said part comprises a base located in a first plane defined by a first direction (Dx) and a second direction (Dy), and a set of N unit blades (La,i) rigidly connected to said base; said blades have a first dimension (D Lj,x) in the first direction, a second dimension (D L ai,y) in the second direction and a third dimension (D L ai,) in a third direction (Dz) perpendicular to the first and second directions; an if blade is separated from an (i+l) f blade by an if distance (d i); the ratio between the second dimension and the first dimension is greater than or equal to 10; the ratio between the third dimension and the first dimension is greater than or equal to 6; and the first dimension is of the same order of magnitude as said distance between an if blade and an (i+l) f blade. The invention also relates to a heat generator comprising the one-piece parts of the invention.

No. of Pages : 42 No. of Claims : 30

(12) PATENT APPLICATION PUBLICATION
(19) INDIA
(22) Date of filing of Application :30/01/2015
(21) Application No.766/DELNP/2015 A
(43) Publication Date : 03/07/2015

(54) Title of the invention : MOTOR VEHICLE LOCK ARRANGEMENT

(51) International classification :E05B77/06,E05B53/00,E05B15/04
(31) Priority Document No :20 2012 007 312.5
(32) Priority Date :31/07/2012
(33) Name of priority country :Germany
(86) International Application No :PCT/EP2013/065828
Filing Date :26/07/2013
(87) International Publication No :WO 2014/019960
(61) Patent of Addition to Application Number :NA
Filing Date :NA
(62) Divisional to Application Number :NA
Filing Date :NA

(71)**Name of Applicant :**
1)BROSE SCHLIESSSYSTEME GMBH & CO. KG
Address of Applicant :Otto Hahn Strae 34 42369 Wuppertal Germany
(72)**Name of Inventor :**
1)ROSALES David

(57) Abstract :
The invention concerns a motor vehicle lock arrangement having a motor vehicle lock having a striker plate (1) and pawl (2) as locking elements. The striker plate (1) is adjustable into an open position into a main closed position and optionally into a pre closed position. The pawl (2) is adjustable into an engaged position in which it retains the striker plate (1) in a closed position and into a lifted position in which it is disengaged from the striker plate (1). An actuation lever (4) is provided for lifting the pawl (2). A switchable coupling arrangement (6) is arranged between the actuation lever (4) and the pawl (2) a drive connection can be produced between the actuation lever (4) and the pawl (2) in the coupled state via said coupling arrangement and the drive connection between the actuation lever (4) and the pawl (2) is disconnectable in the uncoupled state. It is proposed that the actuation lever (4) interacts with the coupling arrangement (6) in such a manner that when set to its non actuated state the actuation lever (4) uncouples the coupling arrangement (6) and leaves the coupling arrangement (6) in the uncoupled state and disables the coupling of the coupling arrangement (6) during the non actuated state of the lever and releases the coupling arrangement only during the actuation thereof.

No. of Pages : 23 No. of Claims : 16

(12) PATENT APPLICATION PUBLICATION
(19) INDIA
(22) Date of filing of Application :30/01/2015
(21) Application No.798/DELNP/2015 A
(43) Publication Date : 03/07/2015

(54) Title of the invention : COMPRESSOR COVER WITH CIRCUMFERENTIAL GROOVE

(51) International classification :F02B39/00,F02B37/00,F02C6/12
(31) Priority Document No :61/676194
(32) Priority Date :26/07/2012
(33) Name of priority country :U.S.A.
(86) International Application No :PCT/US2013/049996
Filing Date :11/07/2013
(87) International Publication No :WO 2014/018270
(61) Patent of Addition to Application Number :NA
Filing Date :NA
(62) Divisional to Application Number :NA
Filing Date :NA

(71)**Name of Applicant :**
1)BORGWARNER INC.
Address of Applicant :Patent Department 3850 Hamlin Road Auburn Hills Michigan 48326 U.S.A.
(72)**Name of Inventor :**
1)VENGALA Prasanth

(57) Abstract :
A turbocharger compressor cover (114) including an inner shroud contour (122) configured to receive a compressor wheel (118) having a plurality of blades (140). Each blade (140) includes a leading edge (142) a contour edge (144) and a trailing edge (146). An inlet passage (124) leads to the inner shroud contour (122) and a circumferential groove (130) is formed around the inlet passage (124). The groove (130) includes a trailing edge (136) that is aligned with the outboard end (148) of the leading edge (142) of the blades. The compressor cover (114) includes an edge relief (138) formed along the groove trailing edge (136) such as a 45 degree chamfer. The circumferential groove (130) has a width and a depth wherein the width and depth are approximately equal. The chamfer intersects the groove (130) approximately half the depth from the bottom of the groove (130).

No. of Pages : 12 No. of Claims : 15

(12) PATENT APPLICATION PUBLICATION
(21) Application No.2968/DEL/2014 A
(19) INDIA
(22) Date of filing of Application :17/10/2014
(43) Publication Date : 03/07/2015

(54) Title of the invention : FLUID FEEDING METHOD AND NOZZLE

(51) International classification :C10G9/32
(31) Priority Document No :P.405791
(32) Priority Date :28/10/2013
(33) Name of priority country :Poland
(86) International Application No :NA
Filing Date :NA
(87) International Publication No : NA
(61) Patent of Addition to Application Number :NA
Filing Date :NA
(62) Divisional to Application Number :NA
Filing Date :NA

(71)**Name of Applicant :**
1)INTERNATIONAL TOBACCO MACHINERY POLAND SP. Z O. O.
Address of Applicant :UL. WARSZTATOWA 19 A, 26-600 RADOM, POLAND
(72)**Name of Inventor :**
1)RIEDEL,MICHAEL

(57) Abstract :
The substance of the invention is a method of fluid feeding by means of at least one nozzle (4, 4A, 4B, 4C, 4D, 4E) onto a carrier (2) in a machine of the tobacco industry wherein the fluid is fed to the nozzle (4, 4A, 4B, 4C, 4D, 4E) from a fluid container (10) by means of a feeding device (11), whereas the nozzle (4, 4A, 4B, 4C, 4D, 4E) comprises a body (12, 12A) and at least one movable member (13, 13A, 13C, 13E, 13F, 13G, 30), and the fluid is fed onto the carrier (2) through at least two outlet orifices (15, 15A, 15B, 15C, 15D) of the nozzle (4, 4A, 4B, 4C, 4D, 4E). The reciprocal position of the outlet orifices (15, 15A, 15B, 15C, 15D) of the nozzle (4, 4A, 4B, 4C, 4D, 4E) is varied by means of an adjusting mechanism (19, 19A, 19B, 19C, 19D). The substance of the invention is a nozzle for fluid feeding onto a carrier (2) in a machine of the tobacco industry, comprising a body (12, 12A) and at least one movable member (13, 13A, 13C, 13E, 13F, 13G, 30) and at least two outlet orifices (15, 15A, 15B, 15C, 15D) for fluid feeding onto the carrier (2). The nozzle comprises also an adjusting mechanism (19, 19A, 19B, 19C, 19D) varying the reciprocal position of the outlet orifices (15, 15A, 15B, 15C, 15D) of the nozzle (4, 4A, 4B, 4C, 4D, 4E).

No. of Pages : 21 No. of Claims : 15

(12) PATENT APPLICATION PUBLICATION
(19) INDIA
(22) Date of filing of Application :18/02/2013
(21) Application No.456/DEL/2013 A
(43) Publication Date : 03/07/2015

(54) Title of the invention : AN ENTERTAINMENT SYSTEM AND METHOD OF CONSTRUCTION

(51) International classification :G03B21/56
(31) Priority Document No :NA
(32) Priority Date :NA
(33) Name of priority country :NA
(86) International Application No :NA
Filing Date :NA
(87) International Publication No : NA
(61) Patent of Addition to Application Number :NA
Filing Date :NA
(62) Divisional to Application Number :NA
Filing Date :NA

(71)**Name of Applicant :**
1)YOGESH VERMA
Address of Applicant :W-9/3, DLF CITY, PHASE 3, GURGAON, HARYANA, INDIA
(72)**Name of Inventor :**
1)YOGESH VERMA

(57) Abstract :
The present invention discloses an improved portable, transportable mobile entertainment system arranged in a truck. The system comprises of a stage whose length is of 40 feet at least with an extended platform including a novel screen for the enhanced projection of the virtual image, reflective surface, rear wings, space for speakers, technician entry, LED lights, projector with hydraulic lift, etc. The invention particularly discloses a system and method of constructing the improved mobile entertainment system with a novel screen/foil component, stage along with other accessories. This entertainment system not only houses the virtual imaging studio but also cater to the needs of some live performance in addition to the virtual image projection, street plays etc.

No. of Pages : 31 No. of Claims : 20

(12) PATENT APPLICATION PUBLICATION
(19) INDIA
(22) Date of filing of Application :30/01/2015
(21) Application No.793/DELNP/2015 A
(43) Publication Date : 03/07/2015

(54) Title of the invention : ABRADABLE COATING MADE OF A MATERIAL HAVING A LOW SURFACE ROUGHNESS

(51) International classification :B22F3/105,B22F7/08,C23C28/00
(31) Priority Document No :1257657
(32) Priority Date :07/08/2012
(33) Name of priority country :France
(86) International Application No :PCT/FR2013/051888
Filing Date :05/08/2013
(87) International Publication No :WO 2014/023906
(61) Patent of Addition to Application Number :NA
Filing Date :NA
(62) Divisional to Application Number :NA
Filing Date :NA

(71)**Name of Applicant :**
1)SNECMA
Address of Applicant :socit anonyme 2 Boulevard du Gnral Martial Valin F 75015 Paris France
(72)**Name of Inventor :**
1)PODGORSKI Michael
2)LE BIEZ Philippe Charles Alain
3)MOLLIEX Ludovic Edmond Camille
4)SELEZNEFF Serge

(57) Abstract :
The present invention relates to an abradable coating for a turbine engine part characterized by the fact that said coating includes a layer made of an abradable material the surface asperities of which are filled with thermally bonded ceramic grains forming a smooth free surface having a low roughness.

No. of Pages : 12 No. of Claims : 10

(12) PATENT APPLICATION PUBLICATION
(19) INDIA
(22) Date of filing of Application :30/01/2015
(21) Application No.797/DELNP/2015 A
(43) Publication Date : 03/07/2015

(54) Title of the invention : 3D VIDEO COMMUNICATIONS

(51) International classification :H04N13/00,H04N7/15
(31) Priority Document No :NA
(32) Priority Date :NA
(33) Name of priority country :NA
(86) International Application No :PCT/SE2012/050863
Filing Date :08/08/2012
(87) International Publication No :WO 2014/025293
(61) Patent of Addition to Application Number :NA
Filing Date :NA
(62) Divisional to Application Number :NA
Filing Date :NA

(71)**Name of Applicant :**
1)TELEFONAKTIEBOLAGET L M ERICSSON (PUBL)
Address of Applicant :Torshamnsgatan 21 23 S 164 83 Stockholm Sweden
(72)**Name of Inventor :**
1)GRAFULLA GONZ • LEZ Beatriz
2)GIRDZIJAUSKAS Ivana

(57) Abstract :
The disclosed embodiments relate to determining transmit formats and receive formats for a 3D video communication service. Sets of available 3D video communication transmit formats are received. Each set is associated with a client device. Sets of available 3D video communication receive formats are received. Each set is associated with one of the client devices. One format for transmission of 3D video communication from the at least one client device to the other client devices is determined for at least one of the client devices. The one format is a member of both the set of available 3D video communication transmit formats associated with the at least one client device and the received available 3D video communication receive formats associated with other client devices.

No. of Pages : 30 No. of Claims : 20

(12) PATENT APPLICATION PUBLICATION
(19) INDIA
(22) Date of filing of Application :30/01/2015
(21) Application No.765/DELNP/2015 A
(43) Publication Date : 03/07/2015

(54) Title of the invention : A METHOD AND DEVICE FOR IDENTIFYING MATERIAL TYPES OF SPATIAL OBJECTS

(51) International classification	:G01N29/14,B07C5/34,G01N29/44
(31) Priority Document No	:P.400249
(32) Priority Date	:06/08/2012
(33) Name of priority country	:Poland
(86) International Application No	:PCT/PL2013/000101
Filing Date	:05/08/2013
(87) International Publication No	:WO 2014/025273
(61) Patent of Addition to Application Number	:NA
Filing Date	:NA
(62) Divisional to Application Number	:NA
Filing Date	:NA

(71)**Name of Applicant :**
1)SORPLA SP. Z O.O.
Address of Applicant :ul. Leborska 3b PL 80 386 Gdansk Poland
(72)**Name of Inventor :**
1)BLOCH Tomasz
2)GORCZYCA Grzegorz
3)LOPATKA Kuba
4)GIBAS Iwona

(57) Abstract :
The present invention relates to a method for identifying material types of spatial objects characterized in that the method comprising obtaining an acoustic signal from each identified object by deforming the objects mechanically recording said acoustic signal and comparing it to an acoustic model being obtained on the basis of analysis of reference objects of multiple material types. The present invention also relates to a device for identifying material types of spatial objects comprising a deformation chamber (K) a mechanical deformation system (F) at least one electro acoustic transducer (1) an acoustic signal recording assembly (2) and a data processing unit (3) with installed acoustic model being obtained on the basis of analysis of reference objects of multiple material types.

No. of Pages : 26 No. of Claims : 18

(12) PATENT APPLICATION PUBLICATION
(19) INDIA
(22) Date of filing of Application :30/01/2015
(21) Application No.781/DELNP/2015 A
(43) Publication Date : 03/07/2015

(54) Title of the invention : CRS INTERFERENCE MITIGATION FOR EPDCCH/PDSCH DEMODULATION UNDER COMP

(51) International classification :H04W36/16
(31) Priority Document No :NA
(32) Priority Date :NA
(33) Name of priority country :NA
(86) International Application No :PCT/CN2012/082529
Filing Date :06/10/2012
(87) International Publication No :WO 2014/053076
(61) Patent of Addition to Application Number :NA
Filing Date :NA
(62) Divisional to Application Number :NA
Filing Date :NA

(71)**Name of Applicant :**
1)TELEFONAKTIEBOLAGET L M ERICSSON (PUBL)
Address of Applicant :S 164 83 Stockholm Sweden
(72)**Name of Inventor :**
1)SONG Xinghua
2)LI Shaohua

(57) Abstract :
According to the disclosure there is provided a method for the UE to mitigate Cell specific Reference Signal (CRS) interference (not only the other interference cells CRS interference but also the serving cell s CRS interference) during ePDCCH/PDSCH demodulation. In one non limiting embodiment a CRS interference mitigation method may include steps of: determining CRS having been configured is not serving cell s CRS; and mitigating interference originating from the serving cell s CRS by referring to serving cell s CRS configuration. The present disclosure also relates to a UE for implementing the above CRS interference mitigation method.

No. of Pages : 24 No. of Claims : 12

(12) PATENT APPLICATION PUBLICATION
(21) Application No.61/DEL/2015 A
(19) INDIA
(22) Date of filing of Application :07/01/2015
(43) Publication Date : 03/07/2015

(54) Title of the invention : METHOD FOR DETECTING ARC DAMAGE IN A GAS INSULATED SWITCHGEAR

(51) International classification :G01R31/327
(31) Priority Document No :2006-279218
(32) Priority Date :12/10/2006
(33) Name of priority country :Japan
(86) International Application No :NA
Filing Date :NA
(87) International Publication No : NA
(61) Patent of Addition to Application Number :NA
Filing Date :NA
(62) Divisional to Application Number :2143/DEL/2007
Filed on :11/10/2007

(71)**Name of Applicant :**
1)KABUSHIKI KAISHA TOSHIBA
Address of Applicant :1-1, Shibaura 1-chome, Minato-ku, Tokyo 105-8001, Japan
(72)**Name of Inventor :**
1)Yukio KANAZAWA
2)Masahiro HANAI
3)Hiroshi FURUTA

(57) Abstract :
The invention provides a gas insulated switchgear, and a method for detecting are damage in part used in a gas insulated switchgear, which detect directly when an electric contact or a peripheral part reaches an initially set wear limit. An insulating nozzle of a circuit beaker contains a making substance that releases a gaseous substance inside a circuit breaker gas container as a result of wear by an arc. For ensuring heat resistance and insulation properties, the insulating nozzle is ordinarily formed of the ordinarily used fluororesin having uniformly mixed therein, as the marking substance, a chlorine-containing resin which has excellent heat resistance and insulation properties such as polyvinylidene chloride.

No. of Pages : 22 No. of Claims : 3

(12) PATENT APPLICATION PUBLICATION
(19) INDIA
(22) Date of filing of Application :30/01/2015
(21) Application No.779/DELNP/2015 A
(43) Publication Date : 03/07/2015

(54) Title of the invention : LOAD CELL WEIGH MODULE

(51) International classification	:G01G21/23,G01G23/00,G01G23/02
(31) Priority Document No	:201210349792.4
(32) Priority Date	:19/09/2012
(33) Name of priority country	:China
(86) International Application No	:PCT/EP2013/054491
Filing Date	:06/03/2013
(87) International Publication No	:WO 2014/044413
(61) Patent of Addition to Application Number	:NA
Filing Date	:NA
(62) Divisional to Application Number	:NA
Filing Date	:NA

(71)**Name of Applicant :**
1)METTLER TOLEDO AG
Address of Applicant :Im Langacher 44 CH 8606 Greifensee Switzerland
(72)**Name of Inventor :**
1)PERREA Michael
2)BOGGS Eric
3)LEAHY Tom
4)PING Zhang

(57) Abstract :
A weigh module (1) includes a load cell (2) a base plate (3) a top plate (6) a force transmitting member (3) serving to transmit the weighing force from the top plate (6) to the load cell (2) and movement restricting means (9,10) which serve to limit the horizontal floating movement of the top plate (6) relative to the base plate (3) within a confined range of free play and to transmit lateral force components directly from the top plate (6) to the base plate (3). One part of the movement restricting means (9,10) has the form of a channel whose top edges (11) are rigidly connected to the top plate (6) and whose flat bottom extends parallel to the base plate (3) at a clear distance from the latter. The other part of the movement restricting means (9,10) is a bolt whose shaft (15) is anchored in the base plate (3) and passes with all around clearance through a passage (14) in the channel bottom (13) and whose head (16) is larger than the passage (14) and arranged above the channel bottom (13) with a vertical clearance gap from the latter

No. of Pages : 29 No. of Claims : 11

(12) PATENT APPLICATION PUBLICATION
(19) INDIA
(22) Date of filing of Application :30/01/2015
(21) Application No.795/DELNP/2015 A
(43) Publication Date : 03/07/2015

(54) Title of the invention : SHEET FOR PETS

(51) International classification :A01K1/015
(31) Priority Document No :2012153083
(32) Priority Date :06/07/2012
(33) Name of priority country :Japan
(86) International Application No :PCT/JP2013/067009
Filing Date :20/06/2013
(87) International Publication No :WO 2014/007071
(61) Patent of Addition to Application Number :NA
Filing Date :NA
(62) Divisional to Application Number :NA
Filing Date :NA

(71)**Name of Applicant :**
1)UNI CHARM CORPORATION
Address of Applicant :182 Shimobun Kinsei cho Shikokuchuo shi Ehime 7990111 Japan
(72)**Name of Inventor :**
1)TAKAGI Chiyo
2)IKEGAMI Takeshi

(57) Abstract :
A sheet (10) for pets comprising an absorbent body (20) a surface sheet (30) and a rear surface sheet (40). The absorbent body (20) has a first absorbent layer (21) a second absorbent layer (22) a surface side covered sheet (23) and a rear side covered sheet (24). The first absorbent layer (21) is formed by hydrophilic fibers including a cationic surfactant and the second absorbent layer (22) is formed by a water absorbent resin.

No. of Pages : 27 No. of Claims : 9

(12) PATENT APPLICATION PUBLICATION
(19) INDIA
(22) Date of filing of Application :30/01/2015
(21) Application No.799/DELNP/2015 A
(43) Publication Date : 03/07/2015

(54) Title of the invention : RETRACTABLE VANE DIFFUSER FOR COMPRESSORS

(51) International classification :F02B37/12,F02B37/24,F02B39/00
(31) Priority Document No :61/676467
(32) Priority Date :27/07/2012
(33) Name of priority country :U.S.A.
(86) International Application No :PCT/US2013/050010
Filing Date :11/07/2013
(87) International Publication No :WO 2014/018272
(61) Patent of Addition to Application Number :NA
Filing Date :NA
(62) Divisional to Application Number :NA
Filing Date :NA

(71)**Name of Applicant :**
1)BORGWARNER INC.
Address of Applicant :Patent Department 3850 Hamlin Road Auburn Hills Michigan 48326 U.S.A.
(72)**Name of Inventor :**
1)JENKS Gordon

(57) Abstract :
A retractable vane diffuser system (36) for a compressor stage (12) of a turbocharger with selectively retractable vanes (38). The retractable vane diffuser system (36) includes a retractable vane (38) or a set of vanes (40) that can extend into a flow path (34) of a diffuser (18) to help control airflow and change the operating characteristics of the compressor stage (12) such as improving surge margin or improving peak stage efficiency. The vanes (38) can retract preferably with a vane ring (44) into a cavity (42) of a wall (30 or 32) of the diffuser (18) when operation as a vaneless diffuser is desired to maximize flow such as to slow onset of diffuser stall or surge. The retractable vane diffuser system (36) combines superior pressure ratio efficiency and lower mass airflow operating characteristics of a diffuser having vanes with higher mass airflow capacity of a vaneless diffuser.

No. of Pages : 14 No. of Claims : 15

(12) PATENT APPLICATION PUBLICATION
(21) Application No.1637/DELNP/2015 A
(19) INDIA
(22) Date of filing of Application :26/02/2015
(43) Publication Date : 03/07/2015

(54) Title of the invention : VIRTUAL INPUT/OUTPUT MEMORY MANAGEMENT UNIT WIHTIN A GUEST VIRTUAL MACHINE

(51) International classification :G06F12/10
(31) Priority Document No :13/597575
(32) Priority Date :29/08/2012
(33) Name of priority country :U.S.A.
(86) International Application No :PCT/US2013/056856
Filing Date :27/08/2013
(87) International Publication No :WO 2014/036004
(61) Patent of Addition to Application Number :NA
Filing Date :NA
(62) Divisional to Application Number :NA
Filing Date :NA

(71)**Name of Applicant :**
1)ADVANCED MICRO DEVICES INC.
Address of Applicant :One AMD Place Sunnyvale CA 94088 U.S.A.
(72)**Name of Inventor :**
1)KEGEL Andrew G.
2)HUMMEL Mark D.

(57) Abstract :
A virtual input/output memory management unit (IOMMU) is configured to provide a firewall around memory requests associated with an input/output (I/O) device. The virtual IOMMU uses data structures including a guest page table a host page table and a general control register (i.e. GCR3) table. The guest page table is implemented in hardware to support the speed requirements of the virtual IOMMU. The GCR3 table is indexed using a virtual DeviceID parameter stored in a device table.

No. of Pages : 26 No. of Claims : 20

(12) PATENT APPLICATION PUBLICATION
(21) Application No.1638/DELNP/2015 A
(19) INDIA
(22) Date of filing of Application :26/02/2015
(43) Publication Date : 03/07/2015

(54) Title of the invention : METHODS OF PRODUCING SWEET JUICE COMPOSITIONS

(51) International classification :A23L1/015,A23L1/236
(31) Priority Document No :61/680572
(32) Priority Date :07/08/2012
(33) Name of priority country :U.S.A.
(86) International Application No :PCT/US2013/054007
Filing Date :07/08/2013
(87) International Publication No :WO 2014/025923
(61) Patent of Addition to Application Number :NA
Filing Date :NA
(62) Divisional to Application Number :NA
Filing Date :NA

(71)**Name of Applicant :**
1)BIOVITTORIA LIMITED
Address of Applicant :P.O. Box 10502 Te Rapa Hamilton 3241 New Zealand
2)GUILIN GFS BIO TECHNOLOGY CO. LIMITED
(72)**Name of Inventor :**
1)LYNDON Rex Murray

(57) Abstract :
The present disclosure relates to methods of producing a sweet juice composition from monk fruit and other fruit of the Cucurbitaceae family containing mogroside V and other terpene glycosides. The methods employ a cation exchange resin and an anion exchange resin to obtain a sweet juice composition with a clean flavor. The sweet juice composition can be used in a food beverage pharmaceutical or dietary supplement product.

No. of Pages : 37 No. of Claims : 20

(12) PATENT APPLICATION PUBLICATION
(21) Application No.3796/DEL/2013 A
(19) INDIA
(22) Date of filing of Application :27/12/2013
(43) Publication Date : 03/07/2015

(54) Title of the invention : A PLANT BASED FORMULATION FOR THE PREVENTION AND MANAGEMENT OF REHEUMATOID ARTHRITIS (RA) AND ASSOCIATED CARDIOVASCULAR DISEASES

(51) International classification :A61K
(31) Priority Document No :NA
(32) Priority Date :NA
(33) Name of priority country :NA
(86) International Application No :NA
Filing Date :NA
(87) International Publication No : NA
(61) Patent of Addition to Application Number :NA
Filing Date :NA
(62) Divisional to Application Number :NA
Filing Date :NA

(71)**Name of Applicant :**
1)RAVI SHANKER
Address of Applicant :SHREE DHANWANTRI HERBALS, AMRITSAR, PUNJAB India
(72)**Name of Inventor :**
1)GOVIND PRASAD DUBEY
2)ARUNA AGRAWAL,
3)RAJESH DUBEY
4)RAVI SHANKER SINGH,

(57) Abstract :
The invention relates to a plant based formulation, for the prevention and management of rheumatoid arthritis (RA) and associated cardiovascular diseases, consisting of effective amount of a hydro-alcoholic extract of Dioscorea bulbifera, Berberis aristata, Aegle marmelos, and Convolvulus pluricaulis

No. of Pages : 37 No. of Claims : 15

(12) PATENT APPLICATION PUBLICATION
(21) Application No.3797/DEL/2013 A
(19) INDIA
(22) Date of filing of Application :27/12/2013
(43) Publication Date : 03/07/2015

(54) Title of the invention : A PLANT BASED FORMULATION FOR THE PREVENTION AND MANAGEMENT OF IRRITABLE BOWEL SYNDROME (IBS)

(51) International classification :A61K
(31) Priority Document No :NA
(32) Priority Date :NA
(33) Name of priority country :NA
(86) International Application No :NA
Filing Date :NA
(87) International Publication No : NA
(61) Patent of Addition to Application Number :NA
Filing Date :NA
(62) Divisional to Application Number :NA
Filing Date :NA

(71)**Name of Applicant :**
1)HARINDER SINGH GILL
Address of Applicant :ADESH UNIVERSITY BATHINDA PUNJAB India
2)GURPREET SINGH GILL
(72)**Name of Inventor :**
1)GOVIND PRASAD DUBEY
2)ARUNA AGARWAL
3)GURPRIT INDER SINGH,
4)GURPREET SINGH GILL
5)SHIPRA DUBEY
6)RAJESH DUBEY

(57) Abstract :
The invention relates to a plant based formulation for the prevention and management of Irritable Bowel Syndrome (IBS) consisting of effective amount of a hydro-alcoholic extract of Acacia arabica, Aegle marmelos and Nardostachys jatamansi.

No. of Pages : 28 No. of Claims : 14

(12) PATENT APPLICATION PUBLICATION
(21) Application No.3798/DEL/2013 A
(19) INDIA
(22) Date of filing of Application :27/12/2013
(43) Publication Date : 03/07/2015

(54) Title of the invention : A PLANT BASED FORMULATION FOR THE PREVENTION AND MANAGEMENT OF METABOLIC SYNDROME AND CARDIOVASCULAR DISEASE MORTALITY RISK

(51) International classification :A61K
(31) Priority Document No :NA
(32) Priority Date :NA
(33) Name of priority country :NA
(86) International Application No :NA
Filing Date :NA
(87) International Publication No : NA
(61) Patent of Addition to Application Number :NA
Filing Date :NA
(62) Divisional to Application Number :NA
Filing Date :NA

(71)**Name of Applicant :**
1)HARINDER SINGH GILL
Address of Applicant :ADESH UNIVERSITY BATHINDA, PUNJAB India
2)GURPREET SINGH GILL
(72)**Name of Inventor :**
1)GOVIND PRASAD DUBEY
2)ARUNA AGARWAL
3)GURPRIT INDER SINGH,
4)GURPREET SINGH GILL
5)SHIPRA DUBEY,
6)RAJESH DUBEY

(57) Abstract :
The invention relates to a plant based formulation for the prevention and management of Metabolic Syndrome and Cardiovascular disease mortality risk consisting of effective amount of a hydro-alcoholic extract of Salacia parviflora, Tribulus terrestris and Dioscorea glabra

No. of Pages : 47 No. of Claims : 12

(12) PATENT APPLICATION PUBLICATION
(19) INDIA
(22) Date of filing of Application :30/01/2015
(21) Application No.764/DELNP/2015 A
(43) Publication Date : 03/07/2015

(54) Title of the invention : ULTRASOUND IMAGING SYSTEM MEMORY ARCHITECTURE

(51) International classification :A61B8/00,G06F3/14
(31) Priority Document No :61/691717
(32) Priority Date :21/08/2012
(33) Name of priority country :U.S.A.
(86) International Application No :PCT/US2013/055790
Filing Date :20/08/2013
(87) International Publication No :WO 2014/031642
(61) Patent of Addition to Application Number :NA
Filing Date :NA
(62) Divisional to Application Number :NA
Filing Date :NA

(71)**Name of Applicant :**
1)MAUI IMAGING INC.
Address of Applicant :256 Gibraltar Drive Suite 107 Sunnyvale CA 94089 U.S.A.
(72)**Name of Inventor :**
1)CALL Josef R.
2)BREWER Kenneth D.
3)LE Viet Nam
4)OUELLETTE Matthew
5)BLAKE Mathias

(57) Abstract :
A multiple aperture ultrasound imaging system may be configured to store raw un-beamformed echo data. Stored echo data may be retrieved and re-beamformed using modified parameters in order to enhance the image or to reveal information that was not visible or not discernible in an original image. Raw echo data may also be transmitted over a network and beamformed by a remote device that is not physically proximate to the probe performing imaging. Such systems may allow physicians or other practitioners to manipulate echo data as though they were imaging the patient directly even without the patient being present. Many unique diagnostic opportunities are made possible by such systems and methods.

No. of Pages : 51 No. of Claims : 27

(12) PATENT APPLICATION PUBLICATION
(19) INDIA
(22) Date of filing of Application :30/01/2015
(21) Application No.801/DELNP/2015 A
(43) Publication Date : 03/07/2015

(54) Title of the invention : METHOD FOR MAKING LOW NITROSAMINE CONTENTS TOBACCO

(51) International classification :A24B15/28,A24B15/30,A24B15/24
(31) Priority Document No :MI2012A001419
(32) Priority Date :08/08/2012
(33) Name of priority country :Italy
(86) International Application No :PCT/IB2013/001679
Filing Date :31/07/2013
(87) International Publication No :WO 2014/024020
(61) Patent of Addition to Application Number :NA
Filing Date :NA
(62) Divisional to Application Number :NA
Filing Date :NA

(71)**Name of Applicant :**
1)GRUPPO MAURO SAVIOLA S.R.L.
Address of Applicant :Viale Lombardia 29 I 46019 Viadana (MN) Italy
2)FATTORIA AUTONOMA TABACCHI S.C.A.R.L.
(72)**Name of Inventor :**
1)MIELE Segio
2)ROMANI Annalisa
3)BARGIACCHI Enrica
4)CAMPO Margherita

(57) Abstract :
A method for making tobacco provides to use chestnut (Castanea sativa Mill.) tannin extract or fractions thereof to reduce the tobacco nitrosamines the chestnut tannin extract or fractions being applied to the tobacco plants on the field through the soil or directly on the pre harvested tobacco leaves or in a tobacco post harvesting step for manufacturing finished products thereby in addition to reducing nitrosamines the method also increases the antioxidating and antiradical secondary metabolites; the method being applied to all tobacco types such as flue cured air cured fire cured and sun cured tobacco.

No. of Pages : 27 No. of Claims : 15

(12) PATENT APPLICATION PUBLICATION
(19) INDIA
(22) Date of filing of Application :27/02/2015
(21) Application No.1651/DELNP/2015 A
(43) Publication Date : 03/07/2015

(54) Title of the invention : COMPOSITE BONE IMPLANTS

(51) International classification :A61L27/36
(31) Priority Document No :1215725.1
(32) Priority Date :04/09/2012
(33) Name of priority country :U.K.
(86) International Application No :PCT/GB2013/052312
Filing Date :04/09/2013
(87) International Publication No :WO 2014/037713
(61) Patent of Addition to Application Number :NA
Filing Date :NA
(62) Divisional to Application Number :NA
Filing Date :NA

(71)**Name of Applicant :**
1)UNIVERSITY OF LEEDS
Address of Applicant :Leeds Yorkshire LS2 9JT U.K.
(72)**Name of Inventor :**
1)INGHAM Eileen
2)JONES Gemma
3)FERMOR Hazel
4)FISHER John
5)HASAN Jahid

(57) Abstract :
The invention provides natural multi composite bone implants such as bone connective tissue bone and osteochondral implants for the replacement and/or repair of for example and in particular a damaged or defective bone meniscus bone joint or a bone patella tendon bone joint or osteochondral lesions methods of preparing the composites and uses thereof. The invention also provides natural or native composite bone connective tissue bone and osteochondral matrices or scaffolds that are substantially decellularised for subsequent transplantation/implantation.

No. of Pages : 54 No. of Claims : 31

(12) PATENT APPLICATION PUBLICATION
(21) Application No.475/DEL/2013 A
(19) INDIA
(22) Date of filing of Application :19/02/2013
(43) Publication Date : 03/07/2015

(54) Title of the invention : SYSTEM AND METHOD FOR SIMPLE AND SECURE TRANSACTIONS ON MOBILE COMMUNICATION DEVICES

(51) International classification :G06Q40/00
(31) Priority Document No :NA
(32) Priority Date :NA
(33) Name of priority country :NA
(86) International Application No :NA
Filing Date :NA
(87) International Publication No : NA
(61) Patent of Addition to Application Number :NA
Filing Date :NA
(62) Divisional to Application Number :NA
Filing Date :NA

(71)**Name of Applicant :**
1)EKO INDIA FINANCIAL SERVICES PVT. LTD.
Address of Applicant :547 MANDAKINI ENCLAVE, ALAKNANDA NEW DELHI-110019, INDIA
(72)**Name of Inventor :**
1)KUMAR ABHISHEK
2)ABHISHEK SINHA
3)ABHINAV SINHA
4)ANUPAM VARGHESE

(57) Abstract :
The present invention provides a system for processing transactions over a programmable communication device, comprising: a user interface module for initiating a transaction corresponding to at least one of a plurality of bearers; a client application module for receiving a transaction intercept request, pre-processing the request and forwarding the pre-processed transaction request; a server application module for receiving the pre-processed transaction request, processing the received request by using at least one pre-defined processing step and forwarding the processed transaction request; and a transaction processing server for receiving the processed transaction request and providing a response after performing at least one predefined processing step; the response being sent to the programmable communication device via one or more of the server application module and the client application module.

No. of Pages : 12 No. of Claims : 10

(12) PATENT APPLICATION PUBLICATION
(19) INDIA
(22) Date of filing of Application :06/09/2013
(21) Application No.7828/DELNP/2013 A
(43) Publication Date : 03/07/2015

(54) Title of the invention : LIPOPROTEIN COMPLEXES AND MANUFACTURING AND USES THEREOF

(51) International classification :C07K14/775
(31) Priority Document No :61/440371
(32) Priority Date :07/02/2011
(33) Name of priority country :U.S.A.
(86) International Application No :PCT/US2012/024020
Filing Date :06/02/2012
(87) International Publication No :WO 2012/109162
(61) Patent of Addition to Application Number :NA
Filing Date :NA
(62) Divisional to Application Number :NA
Filing Date :NA

(71)**Name of Applicant :**
1)CERENIS THERAPEUTICS HOLDING S.A.
Address of Applicant :Bt. A 265 rue de la Dcouverte F 31670 Labege France
(72)**Name of Inventor :**
1)DASSEUX Jean Louis
2)ONICIU Daniela Carmen
3)ACKERMANN Rose

(57) Abstract :
The present disclosure relates to lipoprotein complexes and lipoprotein populations and their use in the treatment and/or prevention of dyslipidemic diseases disorders and/or conditions. The disclosure further relates to recombinant expression of apolipoproteins purification of apolipoproteins and production of lipoprotein complexes using thermal cycling based methods.

No. of Pages : 187 No. of Claims : 24

(12) PATENT APPLICATION PUBLICATION
(19) INDIA
(22) Date of filing of Application :30/01/2015

(21) Application No.783/DELNP/2015 A
(43) Publication Date : 03/07/2015

(54) Title of the invention : METHOD AND DEVICE FOR VOICE ACTIVITY DETECTION

(51) International classification :G10L25/78
(31) Priority Document No :61/695623
(32) Priority Date :31/08/2012
(33) Name of priority country :U.S.A.
(86) International Application No :PCT/SE2013/051020
Filing Date :30/08/2013
(87) International Publication No :WO 2014/035328
(61) Patent of Addition to Application Number :NA
Filing Date :NA
(62) Divisional to Application Number :NA
Filing Date :NA

(71)**Name of Applicant :**
1)TELEFONAKTIEBOLAGET L M ERICSSON (PUBL)
Address of Applicant :SE 164 83 Stockholm Sweden
(72)**Name of Inventor :**
1)SEHLSTEDT Martin

(57) Abstract :
In accordance with an example embodiment of the present invention disclosed is a method and an apparatus for voice activity detection (VAD). The VAD comprises creating a signal indicative of a primary VAD decision and determining hangover addition. The determination on hangover addition is made in dependence of a short term activity measure and/or a long term activity measure. A signal indicative of a final VAD decision is then created.

No. of Pages : 38 No. of Claims : 28

(12) PATENT APPLICATION PUBLICATION
(21) Application No.3117/DEL/2014 A
(19) INDIA
(22) Date of filing of Application :30/10/2014
(43) Publication Date : 03/07/2015

(54) Title of the invention : ENCODER, MOTOR WITH ENCODER, AND SERVO SYSTEM

(51) International classification	:G05B19/29
(31) Priority Document No	:2013-229833
(32) Priority Date	:05/11/2013
(33) Name of priority country	:Japan
(86) International Application No	:NA
Filing Date	:NA
(87) International Publication No	: NA
(61) Patent of Addition to Application Number	:NA
Filing Date	:NA
(62) Divisional to Application Number	:NA
Filing Date	:NA

(71)**Name of Applicant :**
1)KABUSHIKI KAISHA YASKAWA DENKI
Address of Applicant :2-1, Kurosaki-Shiroishi, Yahatanishi-ku, Kitakyushu-shi, Fukuoka 806-0004, Japan.
(72)**Name of Inventor :**
1)Yasushi YOSHIDA
2)Yasuhiro MATSUTANI
3)Shiro YOSHIDOMI
4)Hiroshi TAKADA
5)Yuji ARINAGA
6)Ikuma MUROKITA
7)Masanobu HARADA
8)Hiroki KONDO

(57) Abstract :
An encoder includes a track having optical effecters arranged to have an absolute pattern in a measurement direction, a light source configured to emit diffusion light to the track, and a light receiving array configured to have light receiving elements arranged in the measurement direction and to receive light reflected or transmitted by the track. The light receiving elements fall within an area which is positioned corresponding to an area between the optical effecters and to which the light reflected by the track dose not reach.

No. of Pages : 58 No. of Claims : 6

(12) PATENT APPLICATION PUBLICATION
(21) Application No.3118/DEL/2014 A
(19) INDIA
(22) Date of filing of Application :30/10/2014
(43) Publication Date : 03/07/2015

(54) Title of the invention : ENCODER, MOTOR WITH ENCODER, AND SERVO SYSTEM

(51) International classification :G05B19/29
(31) Priority Document No :2013-229842
(32) Priority Date :05/11/2013
(33) Name of priority country :Japan
(86) International Application No :NA
Filing Date :NA
(87) International Publication No : NA
(61) Patent of Addition to Application Number :NA
Filing Date :NA
(62) Divisional to Application Number :NA
Filing Date :NA

(71)**Name of Applicant :**
1)KABUSHIKI KAISHA YASKAWA DENKI
Address of Applicant :2-1, Kurosaki-Shiroishi, Yahatanishi-ku, Kitakyushu-shi, Fukuoka 806-0004, Japan.
(72)**Name of Inventor :**
1)Yasushi YOSHIDA
2)Yasuhiro MATSUTANI
3)Shiro YOSHIDOMI
4)Hiroshi TAKADA
5)Yuji ARINAGA
6)Ikuma MUROKITA
7)Masanobu HARADA
8)Hiroki KONDO

(57) Abstract :
An optical module includes: a light source configured to emit diffusion light to tracks; one light receiving array and another light receiving array which are arranged across the light source in a width direction substantially vertical to the measurement direction; a light receiving array arranged between the one light receiving array and the light source, and configured to receive light which is reflected at the tracks having a first incremental pattern; and a light receiving array arranged between the another first light receiving array and the light source, and configured to receive light which is reflected at the tracks having a second incremental pattern which pitch is longer than a pitch of the first incremental pattern.

No. of Pages : 69 No. of Claims : 6

(12) PATENT APPLICATION PUBLICATION
(21) Application No.800/DELNP/2015 A
(19) INDIA
(22) Date of filing of Application :30/01/2015
(43) Publication Date : 03/07/2015

(54) Title of the invention : DIRECT BROADCAST ALERT APPARATUS AND METHOD

(51) International classification :G08G5/00,B64G1/56
(31) Priority Document No :MI2012A001352
(32) Priority Date :01/08/2012
(33) Name of priority country :Italy
(86) International Application No :PCT/IB2013/056295
Filing Date :31/07/2013
(87) International Publication No :WO 2014/020556
(61) Patent of Addition to Application Number :NA
Filing Date :NA
(62) Divisional to Application Number :NA
Filing Date :NA

(71)**Name of Applicant :**
1)FATTORI MARTEGANI Piermarco
Address of Applicant :Via Garigliano 4 I 20159 Milan Italy
(72)**Name of Inventor :**
1)FATTORI MARTEGANI Piermarco

(57) Abstract :
An alert apparatus and an alert method implemented by said direct broadcast apparatus for protection against collisions with debris and the like found in the Earth s atmosphere or in space said apparatus comprising: a containing structure mounted outside or inside a body of an aircraft of a space vehicle or of a flying object in general which moves through the atmosphere or the space in which sensor means are housed that is arranged for checking a release of debris and the like coming from said body following an explosion and/or ablation thereof that are dispersed in a hazard space (2) and/or arranged for checking conditions that are referable to said explosion and/or ablation and for detecting features of the hazard space (2) a processing unit arranged in the containing structure connected to the sensor means for processing the features of the hazard space (2) in order to determine the extent and the dynamics of the hazard space (2); transceiver means arranged for sending an output signal (B) carrying an alert message on the basis of the extent and of the dynamics of said hazard space (2) to a space vehicle (3) and/or to an aircraft (4) having a route intersecting the hazard space (2) and/or to a ground station (5 17) and/or to an end user (6 16) arranged on the Earth s surface (20) at a presumed impact area between the hazard space (2) and the Earth s surface (20) in order to activate respective emergency procedures the sensor means and the transceiver means being positioned at the hazard space

No. of Pages : 33 No. of Claims : 12

(12) PATENT APPLICATION PUBLICATION
(19) INDIA
(22) Date of filing of Application :14/10/2014
(21) Application No.2936/DEL/2014 A
(43) Publication Date : 03/07/2015

(54) Title of the invention : HEATING AND COOLING CUP HOLDER

(51) International classification	:B60N3/10
(31) Priority Document No	:10-2013-0125639
(32) Priority Date	:21/10/2013
(33) Name of priority country	:Republic of Korea
(86) International Application No	:NA
Filing Date	:NA
(87) International Publication No	: NA
(61) Patent of Addition to Application Number	:NA
Filing Date	:NA
(62) Divisional to Application Number	:NA
Filing Date	:NA

(71)**Name of Applicant :**
1)Hyundai Motor Company
Address of Applicant :12, Heolleung-ro, Seocho-gu, Seoul 137-938, Republic of Korea
2)KBAUTOTECH CO., LTD.
(72)**Name of Inventor :**
1)OH Man Ju
2)KIM Jae Woong
3)PARK Jae Woo
4)KIM Jae Hoon

(57) Abstract :
A heating and cooling cup holder may include an inner holder having an air hole, a heat exchanging unit covesing the air hole and having an intake post at a first side so that ais flowing inside 5 through the intake port exchanges heat thsough heat transfer fins in the heat exchanging unit and flows into the inner holder through the air hole, a peltier element having a front coupled to a rear of the heat exchanging unit, a heat dissipation module including a heat sink and a heat dissipating fan coupled to the rear of the peltier element, an outer holder sursounding the side of the inner holder and defining a ventilation space together with the inner holder therebetween, and a blower disposed in the ventilation 10 space and having a discharge post connected to the intake post of the heat exchanging unit.

No. of Pages : 20 No. of Claims : 12

(12) PATENT APPLICATION PUBLICATION
(19) INDIA
(22) Date of filing of Application :30/12/2013
(21) Application No.3820/DEL/2013 A
(43) Publication Date : 03/07/2015

(54) Title of the invention : A STRETCHABLE ERI SILK YARN

(51) International classification :A41b
(31) Priority Document No :NA
(32) Priority Date :NA
(33) Name of priority country :NA
(86) International Application No :NA
Filing Date :NA
(87) International Publication No : NA
(61) Patent of Addition to Application Number :NA
Filing Date :NA
(62) Divisional to Application Number :NA
Filing Date :NA

(71)**Name of Applicant :**
1)G.B. PANT UNIVERSITY OF AGRICULTURE & TECHNOLOGY
Address of Applicant :G.B. PANT UNIVERSITY OF AGRICULTURE AND TECHNOLOGY, PANTNAGAR - 263145, UDHAM SINGH NAGAR, UTTARAKHAND, INDIA
(72)**Name of Inventor :**
1)GAURI
2)ALKA GOEL

(57) Abstract :
The present invention relates generally to a stretchable Eri silk yam. The Invention utilizes the stretchable Eri silk yarn for the production of woven fabric. The stretchable Eri silk yam and fabric made thereof has the advantageous property of having stretchability along with having resistance against pilling, abrasion, creases etc.

No. of Pages : 28 No. of Claims : 18

(12) PATENT APPLICATION PUBLICATION
(21) Application No.3822/DEL/2013 A
(19) INDIA
(22) Date of filing of Application :30/12/2013
(43) Publication Date : 03/07/2015

(54) Title of the invention : EFFICIENT COMMUNICATION IN FCOE NETWORKS

(51) International classification :H01L
(31) Priority Document No :NA
(32) Priority Date :NA
(33) Name of priority country :NA
(86) International Application No :NA
Filing Date :NA
(87) International Publication No : NA
(61) Patent of Addition to Application Number :NA
Filing Date :NA
(62) Divisional to Application Number :NA
Filing Date :NA

(71)**Name of Applicant :**
1)ALCATEL LUCENT
Address of Applicant :3, AVENUE OCTAVE GREARD, 75007 PARIS, France
(72)**Name of Inventor :**
1)VEERARAGHAVAN, MUTHUKRISHNAN
2)GORENTLA, CHANDRA
3)CHARYA, SUDHINDRA
4)BHATIA, JAGJEET
5)PRAKASH, OM
6)KHAN, ARSHI AHMED
7)YERRAPUREDDY, SANJEEVA
8)ARUMUGAM, LATHAKANNAN

(57) Abstract :
Method(s) and system(s) for forwarding Fibre Channel over Ethernet (FCoE) Initialization Protocol (FIP) control packets are disclosed. The method comprises, analyzing, by a gateway (108), a FIP control packet to determine a type of the FIP control packet. Further, a predetermined operation to be performed on the FIP control packet is ascertained based on a predetermined parsing rule, wherein the predetermined operation results in at least one of an establishment of a connection and a tear down of a connection, and wherein the predetermined parsing rule corresponds to the type of the FIP control packet. The method further comprises, forwarding the FIP control packet to a port of the gateway (108) for performing the predetermined operation, wherein the port pertains to one or more ports configured for performing the predetermined operation.

No. of Pages : 25 No. of Claims : 10

(12) PATENT APPLICATION PUBLICATION
(19) INDIA
(22) Date of filing of Application :30/01/2015
(21) Application No.767/DELNP/2015 A
(43) Publication Date : 03/07/2015

(54) Title of the invention : MULTI STOREY BUILDINGS

(51) International classification :E04H1/04
(31) Priority Document No :2012903175
(32) Priority Date :24/07/2012
(33) Name of priority country :Australia
(86) International Application No :PCT/AU2013/000819
Filing Date :23/07/2013
(87) International Publication No :WO 2014/015374
(61) Patent of Addition to Application Number :NA
Filing Date :NA
(62) Divisional to Application Number :NA
Filing Date :NA

(71)**Name of Applicant :**
1)CALE Andrew D
Address of Applicant :Level 29 12 Creek Street Brisbane Queensland 4000 Malaysia
2)GHAZALI Mazlin B
(72)**Name of Inventor :**
1)GHAZALI Mazlin B

(57) Abstract :
Multi storey buildings are described embodiments of which include two or more arms extending away from a centre with each arm comprising two or more apartments located at least in part on a first storey of each arm. At least one elevated first courtyard extends between adjacent arms and the first courtyard is two or more storeys high. One side of the first courtyard is open to the atmosphere and the two or more apartments are accessible from the first courtyard. Multiple elevated courtyards can be provided on multiple storeys with access between courtyards on the same storey.

No. of Pages : 55 No. of Claims : 21

(12) PATENT APPLICATION PUBLICATION
(19) INDIA
(22) Date of filing of Application :26/05/2014
(21) Application No.1013/MUMNP/2014 A
(43) Publication Date : 03/07/2015

(54) Title of the invention : PROCESS FOR PRODUCING 1 4 BUTANEDIOL BY HYDROGENATING DIALKYL MALEATE IN MIXED LIQUID/VAPOR PHASE

(51) International classification :C07C29/17,C07C29/149,C07D307/08
(31) Priority Document No :NA
(32) Priority Date :NA
(33) Name of priority country :NA
(86) International Application No :PCT/IT2011/000387
Filing Date :25/11/2011
(87) International Publication No :WO 2013/076747
(61) Patent of Addition to Application Number :NA
Filing Date :NA
(62) Divisional to Application Number :NA
Filing Date :NA

(71)**Name of Applicant :**
1)CONSER SPA
Address of Applicant :Piazzale Ezio Tarantelli 100 I 00144 Roma Italy
(72)**Name of Inventor :**
1)SIMOLA Flavio
2)SCARSELLA Marco
3)DE FILIPPIS Paolo

(57) Abstract :
A process is described for the production of 1 4 butanediol and tetrahydrofuran by catalytic hydrogenation of dialkyl maleates. The process consists essentially in the following steps: a) hydrogenating a stream of dialkyl maleate in a first stage of reaction over suitable catalysts to produce dialkyl succinate; b) further hydrogenating the dialkyl succinate in a second stage of reaction by using a different suitable catalyst for producing mainly 1 4 butanediol together with gamma butyrolactone and tetrahydrofuran as co products. In both stages of reaction the conditions as hydrogen/ organic feed ratio pressure and temperature are such to maintain the reactors in mixed liquid/vapor phase.

No. of Pages : 36 No. of Claims : 11

(12) PATENT APPLICATION PUBLICATION
(19) INDIA
(22) Date of filing of Application :26/05/2014
(21) Application No.1014/MUMNP/2014 A
(43) Publication Date : 03/07/2015

(54) Title of the invention : LEUKOTRIENE B4 ANTAGONIST COMPOUND

(51) International classification :C07C233/25,A61K31/167,A61P19/02
(31) Priority Document No :61/584975
(32) Priority Date :10/01/2012
(33) Name of priority country :U.S.A.
(86) International Application No :PCT/US2013/020195
Filing Date :04/01/2013
(87) International Publication No :WO 2013/106238
(61) Patent of Addition to Application Number :NA
Filing Date :NA
(62) Divisional to Application Number :NA
Filing Date :NA

(71)**Name of Applicant :**
1)ELI LILLY AND COMPANY
Address of Applicant :Lilly Corporate Center Indianapolis Indiana 46285 U.S.A.
(72)**Name of Inventor :**
1)STACK Douglas Richard

(57) Abstract :
The present invention provides a compound of Formula (I): or a pharmaceutically acceptable salt thereof. Also the present invention provides a pharmaceutical composition comprising a compound of Formula (I) or a pharmaceutically acceptable salt thereof and a pharmaceutically acceptable carrier. The present invention further provides methods for treating abdominal aortic aneurysm or atherosclerosis comprising administering a therapeutically effective amount of a compound of Formula (I) or a pharmaceutically acceptable salt thereof or a pharmaceutical composition comprising a pharmaceutically acceptable carrier and a therapeutically effective amount of a compound of Formula (I) or pharmaceutically acceptable salt thereof.

No. of Pages : 40 No. of Claims : 11

(12) PATENT APPLICATION PUBLICATION
(19) INDIA
(22) Date of filing of Application :26/05/2014
(21) Application No.1015/MUMNP/2014 A
(43) Publication Date : 03/07/2015

(54) Title of the invention : STRATEGY FOR THE ASSAY OF ENZYME AND ENZYME MIXTURES FOR THE HYDROLYSIS LIGNOCELLULOSIC BIOMASS

(51) International classification :C12Q1/34,C12N9/24
(31) Priority Document No :TO2011A001077
(32) Priority Date :23/11/2011
(33) Name of priority country :Italy
(86) International Application No :PCT/IB2012/056626
Filing Date :22/11/2012
(87) International Publication No :WO 2013/076680
(61) Patent of Addition to Application Number :NA
Filing Date :NA
(62) Divisional to Application Number :NA
Filing Date :NA

(71)**Name of Applicant :**
1)C5 6 ITALY S.R.L.
Address of Applicant :Strada Savonesa 9 Frazione Rivalta Scrivia I 15057 Tortona (Alessandria) Italy
(72)**Name of Inventor :**
1)VOLPATI Laura
2)PARAVISI Stefano
3)RIVAS TORRES Beatriz

(57) Abstract :
Improved strategy for the assay of enzyme and enzyme mixtures for the hydrolysis of ligno cellulosic biomass The invention is to a novel method for assaying most or all of the activities of an enzyme or enzyme solution that could be used to convert ligno cellulosic material into monomeric sugars. The method characterizes enzymes and enzyme mixtures for the hydrolysis of ligno cellulosic biomass by measuring the protein concentration of an enzyme or enzyme mixture adding the enzyme or enzyme mixture to a plurality of test vials creating a liquid fraction in the plurality of test vials wherein each test vial in the plurality of test vials contains a different substrate incubating each test vial for a period of time sufficient to establish the conversion of the substrate in each test vial of the plurality of test vials at the same pH and temperature while if necessary providing at least enough agitation to keep the substrate in suspension quenching the reaction and analyzing the optical absorbance of the liquid fraction of at least one test vial of the plurality of test vials.

No. of Pages : 17 No. of Claims : 15

(12) PATENT APPLICATION PUBLICATION
(19) INDIA
(22) Date of filing of Application :03/06/2014
(21) Application No.1086/MUMNP/2014 A
(43) Publication Date : 03/07/2015

(54) Title of the invention : METHOD FOR PRODUCING HIGH PURITY CERAMIDE

(51) International classification	:C07C231/02,C07C231/22,C07C233/18
(31) Priority Document No	:2011-281654
(32) Priority Date	:22/12/2011
(33) Name of priority country	:Japan
(86) International Application No Filing Date	:PCT/JP2012/007122 :07/11/2012
(87) International Publication No	:WO 2013/094108
(61) Patent of Addition to Application Number Filing Date	:NA :NA
(62) Divisional to Application Number Filing Date	:NA :NA

(71)**Name of Applicant :**
1)TAKASAGO INTERNATIONAL CORPORATION
Address of Applicant :37 1 Kamata 5 chome Ohta ku Tokyo 1448721 Japan
(72)**Name of Inventor :**
1)ISHIDA Kenya
2)YAGI Kenji

(57) Abstract :
Provided is a method for producing an optically active ceramide by an N acylation (amidation) reaction of an optically active aminodiol wherein a crude ceramide produced therein is purified by an industrially advantageous process. Namely provided is a method for producing a high purity ceramide that has high diastereo purity with high yield. A high purity ceramide is produced by: a step wherein a ceramide represented by general formula (1) is produced by reacting an aminodiol with an alkyl ester having 1 5 carbon atoms of an aliphatic carboxylic acid having 12 24 carbon atoms said aliphatic carboxylic acid optionally having a hydroxyl group in a hydrocarbon solvent having 5 10 carbon atoms; and a step wherein an alcohol having 1 3 carbon atoms is added into the reaction mixture obtained in the preceding step thereby causing crystals to precipitate. (In the formula R represents an alkyl group which has 13 17 carbon atoms and optionally has a carbon carbon unsaturated bond; R represents an alkyl group which has 11 23 carbon atoms and optionally has a hydroxyl group; and represents an optically active state.)

No. of Pages : 37 No. of Claims : 12

(12) PATENT APPLICATION PUBLICATION
(19) INDIA
(22) Date of filing of Application :27/05/2014
(21) Application No.1016/MUMNP/2014 A
(43) Publication Date : 03/07/2015

(54) Title of the invention : DEVICE FOR DETECTING THICKNESS OF SHEET TYPE MEDIUM AND METHOD THEREOF

(51) International classification :G07D7/16
(31) Priority Document No :201210191067.9
(32) Priority Date :11/06/2012
(33) Name of priority country :China
(86) International Application No :PCT/CN2013/073549
Filing Date :01/04/2013
(87) International Publication No :WO 2013/185501
(61) Patent of Addition to Application Number :NA
Filing Date :NA
(62) Divisional to Application Number :NA
Filing Date :NA

(71)**Name of Applicant :**
1)GRG BANKING EQUIPMENT CO. LTD.
Address of Applicant :9 Kelin Road Science City Luogang District Guangzhou Guangdong 510663 China
(72)**Name of Inventor :**
1)LUO Panfeng
2)WANG Rongqiu
3)XU Chaoyang
4)LI Ming

(57) Abstract :
A method and a device for continuously detecting thickness of a sheet type medium in a continuous conveying process can achieve a more accurate and stable detected thickness value. The device for detecting thickness of a sheet type medium comprises a conveying roller (1); a detection roller (2) the detection roller (2) being arranged opposite to the conveying roller (1) and an elastic displacement existing between the detection roller (2) and the conveying roller (1); a plate spring (3) arranged by pressing opposite to the other side of the detection roller (2) relative to the conveying roller (1); a sensor (4) arranged above the plate spring (3); and a thickness calculation unit (6) calculating a thickness value of the sheet type medium according to a distance detection value and a standard zero value; and further comprises a zero value correction unit (7) used for correcting a dynamically detected zero value according to a zero value correction formula to obtain the standard zero value; and a data storage unit used for storing a preset distance measurement zero value and operating data required for zero value correction.

No. of Pages : 19 No. of Claims : 11

(12) PATENT APPLICATION PUBLICATION
(21) Application No.1017/MUMNP/2014 A
(19) INDIA
(22) Date of filing of Application :27/05/2014
(43) Publication Date : 03/07/2015

(54) Title of the invention : SEEDING MACHINE AND SEEDING METHOD

(51) International classification :A01C7/04,A01C7/08
(31) Priority Document No :12160851.7
(32) Priority Date :22/03/2012
(33) Name of priority country :EPO
(86) International Application No :PCT/EP2013/054997
Filing Date :12/03/2013
(87) International Publication No :WO 2013/139643
(61) Patent of Addition to Application Number :NA
Filing Date :NA
(62) Divisional to Application Number :NA
Filing Date :NA

(71)**Name of Applicant :**
1)BAYER INTELLECTUAL PROPERTY GMBH
Address of Applicant :Alfred Nobel Strasse 10 40789 Monheim Germany
(72)**Name of Inventor :**
1)ARNOLD Adrian Christopher
2)VRBKA Lubos
3)CHAPPLE Charles Andrew

(57) Abstract :
The invention relates to a seeding machine (1) for introducing seed material into a soil (11) comprising a first ploughing device for drawing at least one furrow into the soil and a filling means for closing the first furrow furthermore comprising a dust separator (5) through which air that is aspired during the seeding process and contains dust particles can be separated into an air component (13) and a dust component (7) characterised in that introducing means (10) for introducing the dust component separated from the air component into the soil are provided. The invention also relates to a seeding method.

No. of Pages : 17 No. of Claims : 14

(12) PATENT APPLICATION PUBLICATION
(19) INDIA
(22) Date of filing of Application :10/06/2014
(21) Application No.1154/MUMNP/2014 A
(43) Publication Date : 03/07/2015

(54) Title of the invention : BLENDS FOR COMPOSITES

(51) International classification :C08G59/50,C08G59/38,C08K5/109
(31) Priority Document No :61/601569
(32) Priority Date :22/02/2012
(33) Name of priority country :U.S.A.
(86) International Application No :PCT/EP2013/053229
Filing Date :19/02/2013
(87) International Publication No :WO 2013/124251
(61) Patent of Addition to Application Number :NA
Filing Date :NA
(62) Divisional to Application Number :NA
Filing Date :NA

(71)**Name of Applicant :**
1)BASF SE
Address of Applicant :67056 Ludwigshafen Germany
(72)**Name of Inventor :**
1)GEHRINGER Lionel
2)DAUN Gregor
3)HENNINGSEN Michael
4)KLOPSCH Rainer
5)FLEISCHEL Olivier

(57) Abstract :
The present invention relates to a blend containing an epoxy resin a cyclic carbonate and a hardener containing a polyalkoxypolyamine an additional amine and a catalyst a process for producing this blend the use of the blend according to the invention for producing cured epoxy resin and an epoxy resin which has been cured by means of the blend according to the invention in particular fibre reinforced cured epoxy resins for use in rotor blades for wind turbines.

No. of Pages : 24 No. of Claims : 21

(12) PATENT APPLICATION PUBLICATION
(19) INDIA
(22) Date of filing of Application :10/06/2014
(21) Application No.1155/MUMNP/2014 A
(43) Publication Date : 03/07/2015

(54) Title of the invention : COOLING DEVICE FOR THICK STEEL PLATE

(51) International classification :B21B 45/02
(31) Priority Document No :2005-182898
(32) Priority Date :23/06/2005
(33) Name of priority country :Japan
(86) International Application No :PCT/JP2005/024178
Filing Date :22/12/2005
(87) International Publication No :WO/2006/137187
(61) Patent of Addition to Application Number :NA
Filing Date :NA
(62) Divisional to Application Number :435/MUMNP/2008
Filed on :07/03/2008

(71)**Name of Applicant :**
1)NIPPON STEEL & SUMITOMO METAL CORPORATION
Address of Applicant :6-1 MARUNOUCHI 2-CHOME, CHIYODA-KU, TOKYO 100-8071, Japan
(72)**Name of Inventor :**
1)SERIZAWA, Yoshihiro
2)YAMAMOTO, Ryuji
3)MATSUNAGA, Hisayoshi
4)OGAWA, Shigeru
5)AKASE, Yutaka
6)UENO, Hironori

(57) Abstract :
A cooling apparatus of thick-gauge steel plate having a plurality of pairs of constraining rolls, each comprising a top roll and bottom roll, constraining and conveying hot rolled thick-gauge steel plate and a plurality of spray nozzles spraying water on the top and bottom surfaces of the thick-gauge steel plate conveyed between the adjoining pairs of constraining rolls before and after each other in the conveyance direction, said cooling apparatus of thick-gauge steel plate characterized by arranging said plurality of spray nozzles so that: (i) the sum of the areas of the impact surfaces of the water sprays from the top surface side spray nozzles on the surface of the thick-gauge steel plate is in the range of 4 to 90% of the surface area of the steel plate between the roll outer circumferences at the closest distance between the pairs of constraining rolls and (ii) the sum of the areas of the impact surfaces of the water sprays from the bottom surface side spray nozzles on the surface of the thick-gauge steel plate is in the range of 4 to 100% of the surface area of the steel plate between the roll outer circumferences at the closest distance between the pairs of constraining rolls.

No. of Pages : 49 No. of Claims : 4

(12) PATENT APPLICATION PUBLICATION
(19) INDIA
(22) Date of filing of Application :23/03/2013
(21) Application No.1033/MUM/2013 A
(43) Publication Date : 03/07/2015

(54) Title of the invention : A REAL TIME COGNITIVE ASSISTANCE FOR VISUALLY IMPAIRED

(51) International classification	:H04N13/00
(31) Priority Document No	:NA
(32) Priority Date	:NA
(33) Name of priority country	:NA
(86) International Application No	:NA
Filing Date	:NA
(87) International Publication No	: NA
(61) Patent of Addition to Application Number	:NA
Filing Date	:NA
(62) Divisional to Application Number	:NA
Filing Date	:NA

(71)**Name of Applicant :**
1)G.H. Raisoni College of Engineering
Address of Applicant :CRPF Gate No. 3,Digdoh Hills, Hingna Road, Nagpur Maharashtra-440016 India
2)G.H.R. Labs and Research Centre
(72)**Name of Inventor :**
1)Pruthvi Kotak
2)Shivani Vaidya
3)Pratik Werulkar
4)Priyanka Patankar
5)Prof.V.R.Bora

(57) Abstract :
Present invention is an epitome for being used as a locomotive aid for visually impaired.The system excogitates to complement the traditional navigational devices and to furnish the furtherance in the safe motion of the blind people. The system incorporates with a camera and a cell phone for processing the entire tasks of image processing. The aim is to develop a cognitive system that will interpret information acquired from the environment. The research comprises of analyzing and estimating trajectory of an object in an image plane as it passes through image sequences and subsequently integrating in a common platform all the data acquired from the environment from different sources: the Artificial vision system, GPS system and to modify it with Neural network classifier. Experimental results are expected that users will be able to control and jaunt with the system safely in the terra incognita. Following invention is described in detail with the help of figure 1 of sheet 1 showing Methodological Analysis of Artificial vision system and figure 2 of sheet 2 showing GPS Navigation System.

No. of Pages : 9 No. of Claims : 5

(12) PATENT APPLICATION PUBLICATION
(19) INDIA
(22) Date of filing of Application :04/06/2014
(21) Application No.1104/MUMNP/2014 A
(43) Publication Date : 03/07/2015

(54) Title of the invention : IN PACKAGE NON IONIZING ELECTROMAGNETIC RADIATION STERILIZATION

(51) International classification	:A23L2/48, A23L3/01, A23L3/02
(31) Priority Document No	:61/561467
(32) Priority Date	:18/11/2011
(33) Name of priority country	:U.S.A.
(86) International Application No	:PCT/US2012/065254
Filing Date	:15/11/2012
(87) International Publication No	:WO 2013/074773
(61) Patent of Addition to Application Number	:NA
Filing Date	:NA
(62) Divisional to Application Number	:NA
Filing Date	:NA

(71)**Name of Applicant :**
1)PEPSICO INC.
Address of Applicant :700 Anderson Hill Road Purchase NY 10577 U.S.A.
(72)**Name of Inventor :**
1)PESCE Thaddeus
2)DIGIACOMO Ralph

(57) Abstract :
A method for reducing microorganisms (sterilization) in a free flowing product in a container. The product in the container is radiated with non ionizing electromagnetic radiation at an energy density sufficient to achieve commercially sterile temperature and is manipulated in a manner to distribute heat and ensure that the product and the container reach a temperature sufficient to commercially sterilize the product and the interior surfaces of the container.

No. of Pages : 59 No. of Claims : 36

(12) PATENT APPLICATION PUBLICATION
(19) INDIA
(22) Date of filing of Application :12/06/2014
(21) Application No.1178/MUMNP/2014 A
(43) Publication Date : 03/07/2015

(54) Title of the invention : DATA TRANSCEIVER SYSTEM DATA TRANSCEIVER METHOD INFORMATION PROCESSING DEVICE PROGRAM AND RECORDING MEDIUM

(51) International classification	:G06K17/00,B60R16/02,B60R16/023
(31) Priority Document No	:2011-283643
(32) Priority Date	:26/12/2011
(33) Name of priority country	:Japan
(86) International Application No	:PCT/JP2012/083457
Filing Date	:25/12/2012
(87) International Publication No	:WO 2013/099860
(61) Patent of Addition to Application Number	:NA
Filing Date	:NA
(62) Divisional to Application Number	:NA
Filing Date	:NA

(71)**Name of Applicant :**
1)MITSUBISHI HEAVY INDUSTRIES LTD.
Address of Applicant :16 5 Konan 2 chome Minato ku Tokyo 1088215 Japan
(72)**Name of Inventor :**
1)IEUJI Saku
2)HAYAKAWA Yoshifumi
3)TAKEUCHI Hisaji
4)OWARI Nobuyuki
5)KATO Masato

(57) Abstract :
A data transceiver system comprises: an information processing device (110) which carries out an information process; and an IC tag (130) which when receiving power which is supplied from the information processing device (110) and activating transmits and receives data to and from the information processing device (110) and stores received data and when receiving radio waves which are transmitted from a reader (R) and activating transmits and receives data to and from the reader (R) and stores the received data. The information processing device (110) further comprises a data transmitter unit which transmits to the IC tag (130) data which denotes information to be referred to when the host device (110) is in an inactive circumstance.

No. of Pages : 30 No. of Claims : 8

(12) PATENT APPLICATION PUBLICATION
(19) INDIA
(22) Date of filing of Application :19/06/2014
(21) Application No.1256/MUMNP/2014 A
(43) Publication Date : 03/07/2015

(54) Title of the invention : ANODE MATERIAL WITH OXYGEN VACANCY AND MANUFACTURING METHOD THEREOF

(51) International classification :C01B25/45
(31) Priority Document No :61/578329
(32) Priority Date :21/12/2011
(33) Name of priority country :U.S.A.
(86) International Application No :PCT/CN2012/087171
Filing Date :21/12/2012
(87) International Publication No :WO 2013/091573
(61) Patent of Addition to Application Number :NA
Filing Date :NA
(62) Divisional to Application Number :NA
Filing Date :NA

(71)**Name of Applicant :**
1)ADVANCED LITHIUM ELECTROCHEMISTRY CO. LTD.
Address of Applicant :No. 2 1 Singhua Rd. Taoyuan City Taoyuan County Taiwan 330 China
(72)**Name of Inventor :**
1)LIN Hsiangpin
2)HSIEH Hanwei
3)LIN Yuankai
4)LAI Minghui

(57) Abstract :
Provided is an anode material with oxygen vacancy comprising a lithium phosphate metallic material and having the chemical formula LiMPO wherein M is at least one of the first column of transition metals and 0.001 = z = 0.05.

No. of Pages : 21 No. of Claims : 14

(12) PATENT APPLICATION PUBLICATION
(19) INDIA
(22) Date of filing of Application :26/05/2014
(21) Application No.1005/MUMNP/2014 A
(43) Publication Date : 03/07/2015

(54) Title of the invention : PORTABLE WATER BACKPACK

(51) International classification :A45F3/16
(31) Priority Document No :61/552251
(32) Priority Date :27/10/2011
(33) Name of priority country :U.S.A.
(86) International Application No :PCT/US2012/062134
Filing Date :26/10/2012
(87) International Publication No :WO 2013/063402
(61) Patent of Addition to Application Number :NA
Filing Date :NA
(62) Divisional to Application Number :NA
Filing Date :NA

(71)**Name of Applicant :**
1)GREIF FLEXIBLES TRADING HOLDING B.V.
Address of Applicant :Schipholweg 101 N NL 2316 XC Leiden Netherlands
(72)**Name of Inventor :**
1)FISCHER David

(57) Abstract :
The present invention provides in some embodiments the first for purpose designed low cost easy to transport ergonomically correct water transport backpack and storage device for the least developed countries of the world. The backpack includes a carrier bag and a food safe liner configured to be disposed within the carrier bag. The carrier bag includes handles and straps to enable the user to carry the bag comfortably for long distances. The carrier bag and the food safe liner also include wide mouthed tops for filling the backpack with water and can be rolled down and secured with ties in order to keep the backpack closed. The food safe liner includes a spout for dispensing the water. The backpack also includes a flattened bottom for positioning the backpack on a flat surface for storage. The components of the water backpack can be provided as a kit for local manufacture to provide jobs.

No. of Pages : 31 No. of Claims : 19

(12) PATENT APPLICATION PUBLICATION
(19) INDIA
(22) Date of filing of Application :26/05/2014
(21) Application No.1006/MUMNP/2014 A
(43) Publication Date : 03/07/2015

(54) Title of the invention : METHOD FOR CERTIFYING THE SENDING OF ELECTRONIC MAIL

(51) International classification :H04L12/58,G06Q10/10
(31) Priority Document No :12382060.7
(32) Priority Date :21/02/2012
(33) Name of priority country :EPO
(86) International Application No :PCT/ES2013/070104
Filing Date :19/02/2013
(87) International Publication No :WO 2013/124511
(61) Patent of Addition to Application Number :NA
Filing Date :NA
(62) Divisional to Application Number :NA
Filing Date :NA

(71)**Name of Applicant :**
1)LLEIDANETWORKS SERVEIS TELEMTICS S.A.
Address of Applicant :Parque Tecn³logico Agroalimentario edificio H1 2ª planta E 25003 Lleida Spain
(72)**Name of Inventor :**
1)SAPENA SOLER Francisco

(57) Abstract :
The invention relates to a method for the receipt and delivery of electronic mail by a sender in relation to a receiver generating proof of the entire transaction of the operation so that a certificate is delivered to the sender as a trusted third party. For this purpose the method includes steps comprising: reception in a mail server (11) of a copy of a first electronic message sent by the sender (1) to the receiver (2); and the subsequent sending of the copy of the first electronic message to the receiver (2) together with a specific indication such that the receiver (2) receives from a mail server (14) a second electronic message which is a copy of the first electronic message and which includes the specific indication. Finally a data processing unit (11) creates an electronic receipt with the transaction data of the sent copy and digitally signs same creating the certificate (4) that is sent to the initial user (1).

No. of Pages : 18 No. of Claims : 7

(12) PATENT APPLICATION PUBLICATION
(21) Application No.1076/MUM/2013 A
(19) INDIA
(22) Date of filing of Application :25/03/2013
(43) Publication Date : 03/07/2015

(54) Title of the invention : A SELF POWER MUSICAL SHOE

(51) International classification	:A43B 7/00, A43C 19/00
(31) Priority Document No	:NA
(32) Priority Date	:NA
(33) Name of priority country	:NA
(86) International Application No	:NA
Filing Date	:NA
(87) International Publication No	: NA
(61) Patent of Addition to Application Number	:NA
Filing Date	:NA
(62) Divisional to Application Number	:NA
Filing Date	:NA

(71)**Name of Applicant :**
1)Dr. Vasani Rupesh Parmanand
Address of Applicant :07, Aditraj Bunglows, Near Nandanvan-5, B/h Kalatirth Apartment, Prernatirth Derasar Road, Jodhpur, Ahmedabad-380015. Gujarat, India
2)Shah Parin Kamalkumar
3)Jain Anjil Anvin
4)Bhavsar Swapnil Chandrakant
(72)**Name of Inventor :**
1)Dr. Vasani Rupesh Parmanand
2)Shah Parin Kamalkumar
3)Jain Anjil Anvin
4)Bhavsar Swapnil Chandrakant
5)Patel Bhupendra Laljibhai

(57) Abstract :
The present invention a shoe is invented in such a way that it will self generate the power with the help of piezo-cells, pressure energy is converted to electrical energy and the electricity is stored in the battery fitted in the shoe and there is a set of musical speaker which will use electricity from the battery and will play the music.

No. of Pages : 10 No. of Claims : 3

(12) PATENT APPLICATION PUBLICATION
(19) INDIA
(22) Date of filing of Application :26/06/2014

(21) Application No.1301/MUMNP/2014 A
(43) Publication Date : 03/07/2015

(54) Title of the invention : HYDROMASSAGE CHAIR FOR SWIMMING POOLS AND THE LIKE

(51) International classification :E04H4/14,A47C4/00,A61H23/04
(31) Priority Document No :U201101147
(32) Priority Date :01/12/2011
(33) Name of priority country :Spain
(86) International Application No :PCT/ES2012/000269
Filing Date :22/10/2012
(87) International Publication No :WO 2013/079736
(61) Patent of Addition to Application Number :NA
Filing Date :NA
(62) Divisional to Application Number :NA
Filing Date :NA

(71)**Name of Applicant :**
1)TORREGROSA PASCUAL Domingo
Address of Applicant :Avda Rio Segura S/N E 30562 Ceuti (Murcia) Spain
(72)**Name of Inventor :**
1)TORREGROSA PASCUAL Jos

(57) Abstract :
The chair has a back (1) a seat (2) and a footrest (3) and also a headrest (4) with a rear plate (6) for resting on the edge of the swimming pool there being holes for the expulsion of air and/or water impelled by one or more pumps located on the headrest (4) distribution being achieved by means of conduits (8). The components that constitute the chair are articulated which allows the chair to be folded not only partially but also completely thereby achieving a reduction in volume not only when the chair is collapsed down when not in use but installed at the swimming pool but also when stored which transforms it into a device that can be acquired and transported and installed immediately without the need for works or for emptying the swimming pool and there is no need to assemble the chair which simply has to be unfolded. Provision is made for the distribution of air and/or water by means of rotatable swivel components.

No. of Pages : 16 No. of Claims : 4

(12) PATENT APPLICATION PUBLICATION
(21) Application No.1010/MUMNP/2014 A
(19) INDIA
(22) Date of filing of Application :26/05/2014
(43) Publication Date : 03/07/2015

(54) Title of the invention : CHARGING AND DISCHARGING CONTROL DEVICE CHARGING CONTROL METHOD DISCHARGING CONTROL METHOD AND PROGRAM

(51) International classification :H02J7/00,B60L3/00,B60L7/16
(31) Priority Document No :2011-269937
(32) Priority Date :09/12/2011
(33) Name of priority country :Japan
(86) International Application No :PCT/JP2012/079364
Filing Date :13/11/2012
(87) International Publication No :WO 2013/084673
(61) Patent of Addition to Application Number :NA
Filing Date :NA
(62) Divisional to Application Number :NA
Filing Date :NA

(71)**Name of Applicant :**
1)MITSUBISHI HEAVY INDUSTRIES LTD.
Address of Applicant :16 5 Konan 2 chome Minato ku Tokyo 1088215 Japan
(72)**Name of Inventor :**
1)KONO Takayuki
2)MORITA Katsuaki
3)OZAKI Kazuki

(57) Abstract :
When power required by a load (120) is greater than or equal to a receiving peak cut power a charging and discharging control device (150) allows a secondary battery (140) to discharge power greater than or equal to the difference between the required power and the receiving peak cut power. When the required power is less than the receiving peak cut power the charging and discharging control device (150) allows the secondary battery (140) to discharge power less than or equal to a discharge optimization power value. Alternatively when the regenerative power of the load (120) is greater than or equal to a transmitting peak cut power the charging and discharging control device (150) allows the secondary battery (140) to be charged by power greater than or equal to the difference between the regenerative power and the transmitting peak cut power. When the regenerative power is less than the transmitting peak cut power the charging and discharging control device (150) allows the secondary battery (140) to be charged by power less than or equal to a charging optimization power value.

No. of Pages : 56 No. of Claims : 14

(12) PATENT APPLICATION PUBLICATION
(19) INDIA
(22) Date of filing of Application :17/06/2014
(21) Application No.1227/MUMNP/2014 A
(43) Publication Date : 03/07/2015

(54) Title of the invention : METHODS FOR DETECTING CARDIAC DAMAGE

(51) International classification	:G01N 33/53, C12N5/08
(31) Priority Document No	:60/928, 541
(32) Priority Date	:10/05/2007
(33) Name of priority country	:U.S.A.
(86) International Application No	:PCT/US2008/006060
Filing Date	:12/05/2008
(87) International Publication No	:WO2008/140814
(61) Patent of Addition to Application Number	:NA
Filing Date	:NA
(62) Divisional to Application Number	:2094/MUMNP/2009
Filed on	:10/11/2009

(71)**Name of Applicant :**
1)ACORDA THERAPEUTICS, INC.
Address of Applicant :15 SKYLINE DRIVE, HAWTHORNE, NY 10532,U.S.A.
(72)**Name of Inventor :**
1)YAN, XINHUA
2)CAGGIANO, ANTHONY, O.

(57) Abstract :
The present invention relates to a method for detecting heart damage in a patient. The invention also relates to methods for treatment of patients identified as having heart damage. The invention further pertains to methods for evaluating the efficacy of an ongoing therapeutic regimen designed to treat a damaged heart in a patient.

No. of Pages : 59 No. of Claims : 10

(12) PATENT APPLICATION PUBLICATION
(21) Application No.1307/MUMNP/2014 A
(19) INDIA
(22) Date of filing of Application :27/06/2014
(43) Publication Date : 03/07/2015

(54) Title of the invention : METHOD FOR PREPARING GREASE/TURPENTINE BASE LIQUID CALCIUM ZINC COMPOSITE THERMAL STABILIZER FOR PVC USE

(51) International classification	:C08L27/06,C08K5/098,C08K5/1515
(31) Priority Document No	:201210356997.5
(32) Priority Date	:21/09/2012
(33) Name of priority country	:China
(86) International Application No	:PCT/CN2013/083599
Filing Date	:17/09/2013
(87) International Publication No	:WO 2014/044160
(61) Patent of Addition to Application Number	:NA
Filing Date	:NA
(62) Divisional to Application Number	:NA
Filing Date	:NA

(71)**Name of Applicant :**
1)INSTITUTE OF CHEMICAL INDUSTRY OF FOREST PRODUCTS CAF
Address of Applicant :No. 16 Suojin Wu Village Xuanwu Nanjing Jiangsu 210042 China
(72)**Name of Inventor :**
1)XIA Jianling
2)LI Mei
3)YANG Xiaohua
4)LI Shouhai
5)WANG Mei
6)ZHANG Yan
7)HUANG Kun

(57) Abstract :
A method for preparing a grease/turpentine base liquid calcium zinc composite thermal stabilizer for PVC use comprising the steps of: 1) using industrial fatty acid and turpentine as raw materials to synthesize a grease/turpentine base composite dibasic acid through a Diels Alder reaction; 2) uniformly mixing any two metallic compounds of zinc oxide calcium hydroxide and calcium oxide with the grease/turpentine base composite dibasic acid and a solvent respectively heating to 80 150 refluxing for 0.5 4 h and distilling to remove the solvent at a vacuum degree of 1 2mmHg so as to obtain the corresponding grease/turpentine base composite dibasic acid salts of the two metals; and 3) dissolving an appropriate amount of the grease/turpentine base composite dibasic acid salts of the two metals in a mixed solution of epoxidized soybean oil an antioxidant liquid paraffin phosphite ester diketone and the like and filtering to obtain a grease/turpentine base liquid calcium zinc composite thermal stabilizer. The prepared grease/turpentine base liquid calcium zinc composite thermal stabilizer is used in the field of PVC plastic processing and employs renewable natural grease resources as main raw materials; the product has good thermal stability and essentially no toxicity and is environmentally friendly and highly cost effective.

No. of Pages : 19 No. of Claims : 7

(12) PATENT APPLICATION PUBLICATION
(21) Application No.1092/MUMNP/2014 A
(19) INDIA
(22) Date of filing of Application :03/06/2014
(43) Publication Date : 03/07/2015

(54) Title of the invention : GRAIN ORIENTED ELECTRICAL STEEL SHEET AND METHOD FOR PRODUCING SAME

(51) International classification	:C22C38/00,C21D8/12,H01F1/16
(31) Priority Document No	:2011-82271
(32) Priority Date	:22/12/2011
(33) Name of priority country	:Japan
(86) International Application No	:PCT/JP2012/008202
Filing Date	:21/12/2012
(87) International Publication No	:WO 2013/094218
(61) Patent of Addition to Application Number	:NA
Filing Date	:NA
(62) Divisional to Application Number	:NA
Filing Date	:NA

(71)**Name of Applicant :**
1)JFE STEEL CORPORATION
Address of Applicant :2 3 Uchisaiwai cho 2 chome Chiyoda ku Tokyo 1000011 Japan
(72)**Name of Inventor :**
1)TAKAJO Shigehiro
2)OKABE Seiji

(57) Abstract :
The present invention addresses the problem of providing a grain oriented electrical steel sheet exhibiting low hysteresis loss and coercive force wherein an increase in hysteresis loss due to laser irradiation or electron beam irradiation which has been a conventional concern is effectively inhibited. A grain oriented electrical steel sheet having closure domain regions (X) formed so as to divide the magnetic domains in the rolling direction from one width side edge to the other width side edge of the steel sheet wherein the relationship of the following equation (1) is satisfied: (500t 80)—s+230=w= (500t 80)—s+330 where t represents the sheet thickness in millimeters; w represents the smaller value in micrometers obtained by measuring the widths of the aforementioned regions (X) from the front and rear surfaces of the steel sheet by means of the Bitter method; and s represents the average number of the regions (X) that are present within one crystal grain.

No. of Pages : 21 No. of Claims : 2

(12) PATENT APPLICATION PUBLICATION
(19) INDIA
(22) Date of filing of Application :26/03/2013
(21) Application No.1164/MUM/2013 A
(43) Publication Date : 03/07/2015

(54) Title of the invention : GENERATION OF RANDOMIZED MESSAGES FOR CRYPTOGRAPHIC HASH FUNCTIONS

(51) International classification	:G06F21/71
(31) Priority Document No	:NA
(32) Priority Date	:NA
(33) Name of priority country	:NA
(86) International Application No	:NA
Filing Date	:NA
(87) International Publication No	: NA
(61) Patent of Addition to Application Number	:NA
Filing Date	:NA
(62) Divisional to Application Number	:NA
Filing Date	:NA

(71)**Name of Applicant :**
1)TATA CONSULTANCY SERVICES LIMITED
Address of Applicant :Nirmal Building, 9th Floor, Nariman Point, Mumbai, Maharashtra 400021 Maharashtra India
(72)**Name of Inventor :**
1)GAURAVARAM, Praveen

(57) Abstract :
Method(s) and system(s) (105) for generation of randomized messages for cryptographic hash functions are described herein. The method includes obtaining a random value based on a randomization criterion to randomize a message. Further, a last data block of the message is populated with a randomization parameter to obtain a randomized message. The randomization parameter populated in the last block is computed using the random value.

No. of Pages : 28 No. of Claims : 12

(12) PATENT APPLICATION PUBLICATION
(21) Application No.1242/MUMNP/2014 A
(19) INDIA
(22) Date of filing of Application :18/06/2014
(43) Publication Date : 03/07/2015

(54) Title of the invention : METHOD AND SYSTEM FOR AUTOMATICALLY DELETING INSTANT MESSAGING INFORMATION

(51) International classification :H04W4/12
(31) Priority Document No :201110367413.X
(32) Priority Date :18/11/2011
(33) Name of priority country :China
(86) International Application No :PCT/CN2012/081687
Filing Date :20/09/2012
(87) International Publication No :WO 2013/071791
(61) Patent of Addition to Application Number :NA
Filing Date :NA
(62) Divisional to Application Number :NA
Filing Date :NA

(71)**Name of Applicant :**
1)TENCENT TECHNOLOGY (SHENZHEN) COMPANY LIMITED
Address of Applicant :Room 403 East Block 2 SEG Park Zhenxing Road Futian District Shenzhen Guangdong 518044 China
(72)**Name of Inventor :**
1)LIANG Xing
2)HUANG Qing
3)ZHANG Bin

(57) Abstract :
Disclosed are a method and a system for automatically deleting instant messaging information. The method comprises: an information sending terminal receiving an automatic deletion instruction from a sender user carrying the instruction in information to be sent and sending the information; and an information receiving terminal receiving and playing or displaying the information judging whether the information carries the automatic deletion instruction and automatically deleting the information if the information carries the automatic deletion instruction. According to the present invention the information can be automatically deleted according to the instruction of the sender user after the information receiving terminal receives and plays the information.

No. of Pages : 14 No. of Claims : 10

(12) PATENT APPLICATION PUBLICATION
(19) INDIA
(22) Date of filing of Application :01/07/2014
(21) Application No.1322/MUMNP/2014 A
(43) Publication Date : 03/07/2015

(54) Title of the invention : SELF HEATING CONTAINER FOR PRE COOKED FOOD

(51) International classification :B65D81/34
(31) Priority Document No :NA
(32) Priority Date :NA
(33) Name of priority country :NA
(86) International Application No :PCT/IB2012/000482
Filing Date :15/03/2012
(87) International Publication No :WO 2013/136104
(61) Patent of Addition to Application Number :NA
Filing Date :NA
(62) Divisional to Application Number :NA
Filing Date :NA

(71)**Name of Applicant :**
1)SEVIM Nicky
Address of Applicant :Grand Rue 3 CH 1820 Montreux Switzerland
(72)**Name of Inventor :**
1)SEVIM Nicky

(57) Abstract :
This container comprises: an outer receptacle containing a lower vessel carrying calcium oxide a water bag and a striker to break the bag and mix the water with the calcium oxide causing an exothermic reaction; and an upper vessel carrying the pre cooked food and fixed on the lower vessel. The outer receptacle has on its side surface: recessed sectors and projecting sectors forming hollow side chambers between the lower container and the side surface of the outer receptacle and in correspondence with the upper end of the mentioned vertical sectors a perimetral step for the linear support of a projecting rim defined in the upper opening of the lower vessel. The upper vessel comprises a perimetral step in an area close to its upper end for its support and fixing by means of an adhesive on the projecting upper rim of the lower vessel.

No. of Pages : 11 No. of Claims : 4

(12) PATENT APPLICATION PUBLICATION
(19) INDIA
(22) Date of filing of Application :26/05/2014
(21) Application No.1007/MUMNP/2014 A
(43) Publication Date : 03/07/2015

(54) Title of the invention : METHOD FOR CERTIFYING DELIVERY OF SMS/MMS DATA MESSAGES TO MOBILE TERMINALS

(51) International classification :H04L12/58,G06Q10/10
(31) Priority Document No :12382061.5
(32) Priority Date :21/02/2012
(33) Name of priority country :EPO
(86) International Application No :PCT/ES2013/070105
Filing Date :19/02/2013
(87) International Publication No :WO 2013/124512
(61) Patent of Addition to Application Number :NA
Filing Date :NA
(62) Divisional to Application Number :NA
Filing Date :NA

(71)**Name of Applicant :**
1)LLEIDANETWORKS SERVEIS TELEMTICS S.A.
Address of Applicant :Parque tecn³logico agroalimentario edificio H1 2ª planta E 25003 Lleida Spain
(72)**Name of Inventor :**
1)SAPENA SOLER Francisco

(57) Abstract :
The invention relates to a method that allows a telecommunications operator to deliver data messages to digitally sign same and to deliver said messages along with a certificate to the user. The method includes steps comprising: the creation of a data message via a user interface (1); the sending of the data message to the destination; the reception of a delivery notification for the data message sent to the destination; the creation in a data processing unit (5) of an electronic receipt containing at least data relating to the sender the send date the content and notification data relating to the delivery of the data message sent; the application of a digital signature algorithm to the electronic receipt for the creation of a certificate; and the sending of the certificate to the sender via the mail server (4).

No. of Pages : 11 No. of Claims : 6

(12) PATENT APPLICATION PUBLICATION
(19) INDIA
(22) Date of filing of Application :26/05/2014
(21) Application No.1008/MUMNP/2014 A
(43) Publication Date : 03/07/2015

(54) Title of the invention : INFORMATION PROCESSING DEVICE INFORMATION PROCESSING METHOD AND PROGRAM

(51) International classification :G11B27/034,G11B27/10
(31) Priority Document No :2011-260279
(32) Priority Date :29/11/2011
(33) Name of priority country :Japan
(86) International Application No :PCT/JP2012/007584
Filing Date :27/11/2012
(87) International Publication No :WO 2013/080517
(61) Patent of Addition to Application Number :NA
Filing Date :NA
(62) Divisional to Application Number :NA
Filing Date :NA

(71)**Name of Applicant :**
1)SONY CORPORATION
Address of Applicant :1 7 1 Konan Minato ku Tokyo 1080075 Japan
(72)**Name of Inventor :**
1)KATO Motoki

(57) Abstract :
An information processing device includes: a recording unit that records a flag representing that actual state information as an actual state of contents which is referred to by reproduction information is referred to by other reproduction information; a search unit that searches for the actual state information that is deletable by using the flag in a case where deletion of the reproduction information is instructed; and a deletion unit that deletes the reproduction information of an object to be deleted and the deletable actual state information in a case where the deletion of the reproduction information is instructed.

No. of Pages : 93 No. of Claims : 22

(12) PATENT APPLICATION PUBLICATION
(21) Application No.1009/MUMNP/2014 A
(19) INDIA
(22) Date of filing of Application :26/05/2014
(43) Publication Date : 03/07/2015

(54) Title of the invention : RECEPTION DEVICE METHOD FOR CONTROLLING SAME DISTRIBUTION DEVICE DISTRIBUTION METHOD PROGRAM AND DISTRIBUTION SYSTEM

(51) International classification :H04N7/173
(31) Priority Document No :2011-275324
(32) Priority Date :16/12/2011
(33) Name of priority country :Japan
(86) International Application No :PCT/JP2012/081308
Filing Date :04/12/2012
(87) International Publication No :WO 2013/088986
(61) Patent of Addition to Application Number :NA
Filing Date :NA
(62) Divisional to Application Number :NA
Filing Date :NA

(71)**Name of Applicant :**
1)SONY CORPORATION
Address of Applicant :1 7 1 Konan Minato ku Tokyo 1080075 Japan
(72)**Name of Inventor :**
1)DEWA Yoshiharu

(57) Abstract :
The present technology pertains to: a reception device that enables the continuation of the display of fragmented text information; a method for controlling the reception device; a distribution device; a distribution method; a program; and a distribution system. A reception unit receives a stream of content distributed live from an IPTV server; a TT decoder analyzes fragmented text information corresponding to subtitle data contained in the received stream; and in accordance with the analysis results of the TT decoder a display control unit controls the display of first text information in a manner so as to be continued when displaying second text information that is started to be displayed afterwards in time from the first text information. The present technology can for example be applied to an IPTV client for IPTV which distributes digital television broadcasts using internet protocol.

No. of Pages : 64 No. of Claims : 13

(12) PATENT APPLICATION PUBLICATION
(21) Application No.1391/MUMNP/2014 A
(19) INDIA
(22) Date of filing of Application :10/07/2014
(43) Publication Date : 03/07/2015

(54) Title of the invention : DEVICE FOR MEASURING CHARACTERISTIC OF MEASUREMENT OBJECT

(51) International classification :G01N29/02
(31) Priority Document No :2011-281603
(32) Priority Date :22/12/2011
(33) Name of priority country :Japan
(86) International Application No :PCT/JP2012/082504
Filing Date :14/12/2012
(87) International Publication No :WO 2013/094531
(61) Patent of Addition to Application Number :NA
Filing Date :NA
(62) Divisional to Application Number :NA
Filing Date :NA

(71)**Name of Applicant :**
1)JAPAN RADIO CO. LTD.
Address of Applicant :1 1 Shimorenjaku 5 chome Mitaka shi Tokyo 1818510 Japan
(72)**Name of Inventor :**
1)YOSHIMURA Naoyuki
2)YATSUDA Hiromi

(57) Abstract :
This device for measuring a characteristic of a measurement object is provided with an elastic surface wave element. The elastic surface wave element is provided with: a comb shaped electrode for exciting an elastic wave and receiving a reflection based on the elastic wave the electrode being formed on the first surface of a piezoelectric substrate; a reflecting part having a third surface and a fourth surface; a reaction field formed between the comb shaped electrode and the reflecting part the reaction field being loaded with the measurement object; and a propagation part formed between the reflecting part and the second surface. The third surface of the reflecting part is formed between the comb shaped electrode and a second surface orthogonal to the first surface in the direction of propagation of the elastic wave the third surface being formed at a position different from the first surface in the direction of the normal to the first surface. The fourth surface connects the third surface and an end part of the first surface and is formed perpendicularly to the normal to the first surface. From the elastic wave propagated from the comb shaped electrode through the reaction field reflected by the fourth surface and received by the comb shaped electrode a characteristic of the measurement object is determined on the basis of an elastic surface wave isolated from a bulk wave included in the elastic surface wave reflected by the second surface and received by the comb shaped electrode.

No. of Pages : 69 No. of Claims : 8

(12) PATENT APPLICATION PUBLICATION
(21) Application No.1018/MUMNP/2014 A
(19) INDIA
(22) Date of filing of Application :27/05/2014
(43) Publication Date : 03/07/2015

(54) Title of the invention : CLIENT TERMINAL CLIENT TERMINAL OPERATING METHOD TRANSMISSION SERVER TRANSMISSION SERVER OPERATING METHOD AND PROGRAM

(51) International classification :H04N7/173
(31) Priority Document No :2011-271114
(32) Priority Date :12/12/2011
(33) Name of priority country :Japan
(86) International Application No :PCT/JP2012/081304
Filing Date :04/12/2012
(87) International Publication No :WO 2013/088982
(61) Patent of Addition to Application Number :NA
Filing Date :NA
(62) Divisional to Application Number :NA
Filing Date :NA

(71)**Name of Applicant :**
1)SONY CORPORATION
Address of Applicant :1 7 1 Konan Minato ku Tokyo 1080075 Japan
(72)**Name of Inventor :**
1)YAMAGISHI Yasuaki

(57) Abstract :
The present technique relates to a client terminal a client terminal operating method a transmission server a transmission server operating method and a program wherein the costs of manufacture development and maintenance of client terminals which are television receivers can be reduced with respect to arrangements for delivering various VoD contents. An application (program) (111) which can operate on a browser (91) presents on the basis of control information VoD contents which can be selected by the application (111) and requests via a first network that is a bidirectional IP network a VoD server (72) to deliver a selected one of the presented VoD contents. In response to this request a head end (12) which is a transmission server supplies the content to the client terminal (13) via a second network the downstream transmission band of which has a band sufficient to transmit the content. The present technique can be applied to IPTV delivery systems.

No. of Pages : 59 No. of Claims : 9

(12) PATENT APPLICATION PUBLICATION
(19) INDIA
(22) Date of filing of Application :11/06/2014
(21) Application No.1160/MUMNP/2014 A
(43) Publication Date : 03/07/2015

(54) Title of the invention : CATIONIC POLYMERS COMPRISING A HYDROPHOBIC GROUP AS DEPOSITION ENHANCERS FOR PESTICIDES AND CROP PRODUCTION CHEMICALS

(51) International classification	:A01N25/10,A01N25/24,A01N39/04
(31) Priority Document No	:11194594.5
(32) Priority Date	:20/12/2011
(33) Name of priority country	:EPO
(86) International Application No	:PCT/EP2012/075683
Filing Date	:17/12/2012
(87) International Publication No	:WO 2013/092443
(61) Patent of Addition to Application Number	:NA
Filing Date	:NA
(62) Divisional to Application Number	:NA
Filing Date	:NA

(71)**Name of Applicant :**
1)AKZO NOBEL CHEMICALS INTERNATIONAL B.V.
Address of Applicant :Stationsstraat 77 NL 3811 MH Amersfoort Netherlands
(72)**Name of Inventor :**
1)WESTBYE Peter

(57) Abstract :
The present invention relates to the use of certain hydrophobically modified cationic polymers prepared by polymerising an alkyl ester of acrylic acid or an alkyl ester of methacrylic acid a nitrogen containing monomer; and an associative monomer; as deposition enhancers for pesticides and crop production chemicals such as plant growth regulators fertilizers and micronutrients in aqueous solutions; an aqueous composition comprising these polymers and one or more pesticides and/or crop production chemicals a process for preparing said aqueous composition and the use of said composition for treatment of plants.

No. of Pages : 25 No. of Claims : 18

(12) PATENT APPLICATION PUBLICATION
(19) INDIA
(22) Date of filing of Application :18/06/2014
(21) Application No.1239/MUMNP/2014 A
(43) Publication Date : 03/07/2015

(54) Title of the invention : REDUCTION OF ERRORS DURING COMPUTATION OF INVERSE DISCRETE COSINE TRANSFORM

(51) International classification :G06F 17/14,H04N 7/30
(31) Priority Document No :60/816,697
(32) Priority Date :26/06/2006
(33) Name of priority country :U.S.A.
(86) International Application No :PCT/US2007/072088
Filing Date :26/06/2007
(87) International Publication No :WO/2008/002897
(61) Patent of Addition to Application Number :NA
Filing Date :NA
(62) Divisional to Application Number :2605/MUMNP/2008
Filed on :05/12/2008

(71)**Name of Applicant :**
1)QUALCOMM INCORPORATED
Address of Applicant :Attn: International IP Administration, 5775 Morehouse Drive, San Diego, California 92121, United States of America
(72)**Name of Inventor :**
1)REZNIK, Yuriy

(57) Abstract :
Techniques are described to reduce rounding errors during computation of discrete cosine transform using fixed-point calculations. According to these techniques, an inverse discrete cosine transform a vector of coefficients is calculated using a series of butterfly structure operations on fixed-point numbers. Next, a midpoint bias value and a supplemental bias value are added to a DC coefficient of the matrix of scaled coefficients. Next, an inverse discrete cosine transform is applied to the resulting matrix of scaled coefficients. Values in the resulting matrix are then right-shifted in order to derive a matrix of pixel component values. As described herein, the addition of the supplemental bias value to the DC coefficient reduces rounding errors attributable to this right-shifting. As a result, a final version of a digital media file decompressed using these techniques may more closely resemble an original version of a digital media file.

No. of Pages : 63 No. of Claims : 15

(12) PATENT APPLICATION PUBLICATION
(19) INDIA
(22) Date of filing of Application :11/07/2014
(21) Application No.1402/MUMNP/2014 A
(43) Publication Date : 03/07/2015

(54) Title of the invention : METHOD OF CONTROLLING ACCESS TO A CELLULAR NETWORK

(51) International classification :H04W12/12,H04W8/04,H04W8/20
(31) Priority Document No :1161491
(32) Priority Date :12/12/2011
(33) Name of priority country :France
(86) International Application No :PCT/EP2012/075280
Filing Date :12/12/2012
(87) International Publication No :WO 2013/087718
(61) Patent of Addition to Application Number :NA
Filing Date :NA
(62) Divisional to Application Number :NA
Filing Date :NA

(71)**Name of Applicant :**
1)BUZZINBEES
Address of Applicant :18 Rue de la Tuilerie F 38170 Seyssinet Pariset France
(72)**Name of Inventor :**
1)LAMBERTON Marc
2)ANSLOT Michel
3)COPPE Gilles
4)BOUCKAERT Philippe

(57) Abstract :
Method of controlling access to a cellular communication network for a terminal identified by a terminal identifier (IMEI) with a subscription identified by a subscription identifier (IMSI) comprising the following steps : creation in a database (DB) of at least one record (10) comprising at least one subscription identifier (12) with at least one terminal identifier (16) verification that said terminal together with said subscription are indeed authorized to use the cellular communication network by verification of the presence in the database (DB) of at least one record comprising the subscription identifier (IMSI) associated with the terminal identifier (IMEI) said verification being carried out during each logon attempt of said terminal or of said subscription authorization of access or not as a function of the result of the verification step. The invention also comprises a system and a computer program product making it possible to implement the method.

No. of Pages : 31 No. of Claims : 14

(12) PATENT APPLICATION PUBLICATION
(19) INDIA
(22) Date of filing of Application :04/06/2014
(21) Application No.1101/MUMNP/2014 A
(43) Publication Date : 03/07/2015

(54) Title of the invention : A DRUG SCREENING METHOD AND USES THEREOF

(51) International classification	:C12M1/34, C12Q1/00, G01N33/50
(31) Priority Document No	:61/558877
(32) Priority Date	:11/11/2011
(33) Name of priority country	:U.S.A.
(86) International Application No	:PCT/US2012/064440
Filing Date	:09/11/2012
(87) International Publication No	:WO 2013/071099
(61) Patent of Addition to Application Number	:NA
Filing Date	:NA
(62) Divisional to Application Number	:NA
Filing Date	:NA

(71)**Name of Applicant :**
1)COLD SPRING HARBOR LABORATORY AN EDUCATION CORPORATION OF THE STATE OF NEW YORK
Address of Applicant :1 Bungtown Road Cold Spring Harbor NY 11724 U.S.A
(72)**Name of Inventor :**
1)OSTEN Pavel

(57) Abstract :
Described herein are methods of screening drugs in a non human animal using high resolution technology leading to generation of pharmacomaps. Further described herein are methods of predicting the therapeutic benefit and/or toxicity of drug candidate compounds. In specific embodiments provided herein are methods of predicting the clinical effects of a test drug based on comparison of the pharmacomap of the test drug to the pharmacomap of one or more reference drugs with known clinical outcomes.

No. of Pages : 160 No. of Claims : 52

(12) PATENT APPLICATION PUBLICATION
(21) Application No.1171/MUMNP/2014 A
(19) INDIA
(22) Date of filing of Application :11/06/2014
(43) Publication Date : 03/07/2015

(54) Title of the invention : VEHICLE HEADLIGHT WITH LASER LIGHT SOURCE

(51) International classification :F21S8/10,F21S8/12,F21V19/00
(31) Priority Document No :A50070/2012
(32) Priority Date :12/03/2012
(33) Name of priority country :Austria
(86) International Application No :PCT/AT2013/050051
Filing Date :28/02/2013
(87) International Publication No :WO 2013/134804
(61) Patent of Addition to Application Number :NA
Filing Date :NA
(62) Divisional to Application Number :NA
Filing Date :NA

(71)**Name of Applicant :**
1)ZIZALA LICHTSYSTEME GMBH
Address of Applicant :Scheibbser Strae 17 A 3250 Wieselburg Austria
(72)**Name of Inventor :**
1)BAUER Friedrich
2)MOSER Andreas
3)ALTMANN Johann
4)KAUFMANN Erich

(57) Abstract :
The invention relates to a vehicle headlight (1) comprising at least one laser light source (2) at least one lamp element (3) that may be stimulated to emit visible light which can be irradiated by said laser light source (2) and at least one imaging optical element for example a reflector (4) and/or a lens wherein said laser light source (2) is arranged in front of said lamp element (3) viewed in the main beam direction (100) of the vehicle headlight (1) such that the light from said laser light source (2) radiates in the opposite direction to said main beam direction (100) of the vehicle headlight (1).

No. of Pages : 16 No. of Claims : 13

(12) PATENT APPLICATION PUBLICATION
(21) Application No.1173/MUMNP/2014 A
(19) INDIA
(22) Date of filing of Application :12/06/2014
(43) Publication Date : 03/07/2015

(54) Title of the invention : IMAGE CODING METHOD AND DEVICE FOR BUFFER MANAGEMENT OF DECODER AND IMAGE DECODING METHOD AND DEVICE

(51) International classification :H04N7/26
(31) Priority Document No :61/563678
(32) Priority Date :25/11/2011
(33) Name of priority country :U.S.A.
(86) International Application No :PCT/KR2012/009972
Filing Date :23/11/2012
(87) International Publication No :WO 2013/077665
(61) Patent of Addition to Application Number :NA
Filing Date :NA
(62) Divisional to Application Number :NA
Filing Date :NA

(71)**Name of Applicant :**
1)SAMSUNG ELECTRONICS CO. LTD.
Address of Applicant :129 Samsung ro Yeongtong gu Suwon si Gyeonggi do 443 742 Republic of Korea
(72)**Name of Inventor :**
1)PARK Young o
2)KIM Chan yul
3)CHOI Kwang pyo
4)PARK Jeong hoon

(57) Abstract :
The present invention relates to an image coding method and device for buffer management of a decoder and an image decoding method and device. The image coding method according to the present invention: determines the maximum size of a buffer required for decoding each image frame in a decoder and the number of image frames requiring realignment and latency information on an image frame which has the greatest difference between a decoding order and a display order among image frames forming an image sequence based on the decoding order of each image frame of a coded image sequence a decoding order of a reference frame that each image frame refers to the display order of each image frame and a display order of the reference frame; and adds a first syntax representing the maximum size of a buffer a second syntax representing the number of image frames requiring realignment and a third syntax representing latency information to a set of essential sequence parameters that is a set of information related to the coding of an image sequence.

No. of Pages : 68 No. of Claims : 15

(12) PATENT APPLICATION PUBLICATION
(19) INDIA
(22) Date of filing of Application :14/07/2014
(21) Application No.1418/MUMNP/2014 A
(43) Publication Date : 03/07/2015

(54) Title of the invention : VITAL DIGITAL INPUT

(51) International classification :G08C25/00,B61L3/10,B61L3/18
(31) Priority Document No :13/347,741
(32) Priority Date :11/01/2012
(33) Name of priority country :U.S.A.
(86) International Application No :PCT/CA2013/000012
Filing Date :10/01/2013
(87) International Publication No :WO 2013/104051
(61) Patent of Addition to Application Number :NA
Filing Date :NA
(62) Divisional to Application Number :NA
Filing Date :NA

(71)**Name of Applicant :**
1)THALES CANADA INC.
Address of Applicant :105 Moatfield Toronto Ontario M3B 0A4 Canada
(72)**Name of Inventor :**
1)ILIE Gabriel Cristian
2)LOSTUN Virgil
3)SANDU Daniel
4)STAN, Ovidiu

(57) Abstract :
A digital input interface is provided which can be checked for its reliability. The configuration of the circuit on the input side allows a high impedance for a DC input signal and a low impedance for induced AC noise naturally attenuating any AC induced noise while maintaining the DC input signal. The interface also provides a latent failure detection engine. The latent failure detection engine can open and close an optocoupler on the input side of the interface which discharges and charges a capacitor on the input side. The time taken for the capacitor to recharge when the optocoupler is re opened is used to determine if there has been any threshold decay in the interface.

No. of Pages : 25 No. of Claims : 9

(12) PATENT APPLICATION PUBLICATION
(21) Application No.1432/MUMNP/2014 A
(19) INDIA
(22) Date of filing of Application :15/07/2014
(43) Publication Date : 03/07/2015

(54) Title of the invention : PHENYL CARBAMATE COMPOUNDS FOR USE IN ALLEVIATING OR TREATING PAIN AND NEUROPATHIC PAIN

(51) International classification	:C07C271/10,C07C271/12,A61K31/16
(31) Priority Document No	:61/580409
(32) Priority Date	:27/12/2011
(33) Name of priority country	:U.S.A.
(86) International Application No	:PCT/KR2012/011470
Filing Date	:26/12/2012
(87) International Publication No	:WO 2013/100567
(61) Patent of Addition to Application Number	:NA
Filing Date	:NA
(62) Divisional to Application Number	:NA
Filing Date	:NA

(71)**Name of Applicant :**
1)BIO PHARM SOLUTIONS CO. LTD.
Address of Applicant :C-B1F Advanced Institutes of Convergence Technology 864 1Iui dong Yeongtong gu Suwon si Gyeonggi do 443 270 Republic of Korea
(72)**Name of Inventor :**
1)CHOI Yong Moon

(57) Abstract :
A phenyl carbamate compound; a composition for treating and/or alleviating pain containing the phenyl carbamate compound or a pharmaceutically acceptable salt thereof as an active ingredient; a method of treating and/or alleviating pain comprising administering the phenyl carbamate compound or a pharmaceutically acceptable salt thereof to a patient in need of pain treatment; and a use of the phenyl carbamate compound or a pharmaceutically acceptable salt thereof in treating and/or alleviating pain are provided.

No. of Pages : 128 No. of Claims : 18

(12) PATENT APPLICATION PUBLICATION
(19) INDIA
(22) Date of filing of Application :15/07/2014
(21) Application No.1433/MUMNP/2014 A
(43) Publication Date : 03/07/2015

(54) Title of the invention : NON SYSTEMIC TGR5 AGONISTS

(51) International classification :C07D241/42,C07D215/08,C07D265/30
(31) Priority Document No :61/578814
(32) Priority Date :21/12/2011
(33) Name of priority country :U.S.A.
(86) International Application No :PCT/US2012/071251
Filing Date :21/12/2012
(87) International Publication No :WO 2013/096771
(61) Patent of Addition to Application Number :NA
Filing Date :NA
(62) Divisional to Application Number :NA
Filing Date :NA

(71)**Name of Applicant :**
1)ARDELYX INC.
Address of Applicant :34175 Ardenwood Boulevard Fremont California 94555 U.S.A.
(72)**Name of Inventor :**
1)LEWIS Jason G.
2)REICH Nicholas
3)CHEN Tao
4)JACOBS Jeffrey W.
5)CHARMOT Dominique
6)NAVRE Marc
7)FINN Patricia
8)CARRERAS Christopher
9)SPENCER Andrew

(57) Abstract :
Compounds of structure (I) or a stereoisomer tautomer pharmaceutically acceptable salt or prodrug thereof wherein R R R R R R R R A A X Y and Z are as defined herein. Uses of such compounds as TGR5 antagonists and for treatment of various indications including Type II diabetes meletus are also provided.

No. of Pages : 359 No. of Claims : 190

(12) PATENT APPLICATION PUBLICATION
(19) INDIA
(22) Date of filing of Application :15/07/2014
(21) Application No.1434/MUMNP/2014 A
(43) Publication Date : 03/07/2015

(54) Title of the invention : CABLING DEVICE AND ELECTRONIC BRAKE SYSTEM FOR A MODULAR HEAVY GOODS VEHICLE AND FOR A HEAVY GOODS VEHICLE

(51) International classification :B60T8/17,B60T13/74
(31) Priority Document No :10 2011 121 374.4
(32) Priority Date :19/12/2011
(33) Name of priority country :Germany
(86) International Application No :PCT/EP2012/005222
Filing Date :18/12/2012
(87) International Publication No :WO 2013/091828
(61) Patent of Addition to Application Number :NA
Filing Date :NA
(62) Divisional to Application Number :NA
Filing Date :NA

(71)**Name of Applicant :**
1)GOLDHOFER AKTIENGESELLSCHAFT
Address of Applicant :Donaustrasse 95 87700 Memmingen Germany
(72)**Name of Inventor :**
1)B–ER Thomas
2)BAADER Armin

(57) Abstract :
The invention relates to a cabling device for a modular heavy goods vehicle for the connection and disconnection of a plurality of data cables for the supply and onward transmission of brake signal data to an electronic brake system device of the modular heavy goods vehicle wherein the electronic brake system device has a data input for receiving the brake signal data and a data output for the onward transmission of the brake signal data wherein out of the plurality of data cables one data cable is connected to the data input of the electronic brake system device and another data cable is connected to the data output of the electronic brake system device and the rest of the data cables are disconnected wherein the plurality of data cables is greater than or equal to four. Also described is an electronic brake system for a modular heavy goods vehicle and an electronic brake system for a heavy goods vehicle with a cabling device.

No. of Pages : 25 No. of Claims : 10

(12) PATENT APPLICATION PUBLICATION
(21) Application No.1435/MUMNP/2014 A
(19) INDIA
(22) Date of filing of Application :15/07/2014
(43) Publication Date : 03/07/2015

(54) Title of the invention : INFORMATION PROCESSING DEVICE INFORMATION RECORDING MEDIUM AND INFORMATION PROCESSING METHOD AND PROGRAM

(51) International classification	:G11B20/12,G11B20/10,H04N5/92
(31) Priority Document No	:2012-021570
(32) Priority Date	:03/02/2012
(33) Name of priority country	:Japan
(86) International Application No	:PCT/JP2012/080870
Filing Date	:29/11/2012
(87) International Publication No	:WO 2013/114716
(61) Patent of Addition to Application Number	:NA
Filing Date	:NA
(62) Divisional to Application Number	:NA
Filing Date	:NA

(71)**Name of Applicant :**
1)SONY CORPORATION
Address of Applicant :1 7 1 Konan Minato Ku Tokyo 1080075 Japan
(72)**Name of Inventor :**
1)KATO Motoki

(57) Abstract :
Provided are a device and method which enable recording and reproducing data in a configuration where the file systems of the application execution unit and the data recording medium are not compatible. A file conversion processing unit inputs a file generated by the application execution unit and supported by a first file system and generate multiple divided files storing data and supported by a second file system wherein the size of said stored data is an integer multiple of the data size of the aligned unit which is defined as the data processing unit in the first file system and an integer multiple of the cluster size which is the data processing unit in the second file system. During reproduction the divided files are linked and a virtual stream file supported by the first file system is generated.

No. of Pages : 96 No. of Claims : 17

(12) PATENT APPLICATION PUBLICATION
(21) Application No.1199/MUMNP/2014 A
(19) INDIA
(22) Date of filing of Application :13/06/2014
(43) Publication Date : 03/07/2015

(54) Title of the invention : ELECTRICALLY CONDUCTIVE ADHESIVE AGENT AND METHOD FOR CONNECTING ELECTRONIC COMPONENT

(51) International classification :C09J4/02,C09J5/00,C09J7/00
(31) Priority Document No :2011-274841
(32) Priority Date :15/12/2011
(33) Name of priority country :Japan
(86) International Application No :PCT/JP2012/081931
Filing Date :10/12/2012
(87) International Publication No :WO 2013/089061
(61) Patent of Addition to Application Number :NA
Filing Date :NA
(62) Divisional to Application Number :NA
Filing Date :NA

(71)**Name of Applicant :**
1)DEXERIALS CORPORATION
Address of Applicant :Gate City Osaki East Tower 8F 1 11 2 Osaki Shinagawa ku Tokyo 1410032 Japan
(72)**Name of Inventor :**
1)SATO Daisuke
2)ODAKA Ryosuke

(57) Abstract :
Provided are: an electrically conductive adhesive agent which can achieve good conduction in a substrate that has been treated with an organic solderability preservative; and a method for connecting an electronic component. An electrically conductive adhesive agent is used which comprises a polymerizable acrylic compound an organic peroxide and solder particles wherein the one minute half life temperature of the organic peroxide is lower than the solidus line temperature of the solder particles. An oxide film is removed when the solder particles are crushed upon thermal compression bonding an organic solderability preservative layer on the surface of a bump is removed upon the melting/fluidizing of the solder particles and the adhesive agent component is hardened completely after the securement of the distribution of an electric power.

No. of Pages : 28 No. of Claims : 6

(12) PATENT APPLICATION PUBLICATION
(21) Application No.1279/MUMNP/2014 A
(19) INDIA
(22) Date of filing of Application :24/06/2014
(43) Publication Date : 03/07/2015

(54) Title of the invention : METHOD FOR DETERMINING POSITION OF FORCED POWER OSCILLATION DISTURBANCE SOURCE IN REGIONAL INTERCONNECTED POWER GRID

(51) International classification :G01R31/08
(31) Priority Document No :201110390520.4
(32) Priority Date :01/12/2011
(33) Name of priority country :China
(86) International Application No :PCT/CN2012/078950
Filing Date :20/07/2012
(87) International Publication No :WO 2013/078871
(61) Patent of Addition to Application Number :NA
Filing Date :NA
(62) Divisional to Application Number :NA
Filing Date :NA

(71)**Name of Applicant :**
1)WUHAN CENTRAL CHINA ELECTRIC POWER & GRID TECHNOLOGY COMPANY LTD.
Address of Applicant :No. 359 Xudong Road Wuchang Wuhan Hubei 430077 China
2)STATE GRID CORPORATION OF CHINA
(72)**Name of Inventor :**
1)YANG Dongjun
2)LI Jisheng
3)DING Jianyong
4)XU Hanping
5)LUO Chunjian

(57) Abstract :
Disclosed is a method for determining a position of a forced power oscillation disturbance source in a regional interconnected power grid relating to dispatching automation of an electric power system and safety operation of a power grid. According to the method when forced power oscillation occurs in a regional power grid an algebraic sum of energy flow directional factors in the regions of the regional interconnected power grid is calculated so as to determine the position of the disturbance source. Compared with the conventional disturbance source positioning method based on an energy function the disturbance source positioning method based on calculation of the energy flow directional factors provided by the present invention can reduce the impact of a periodic disturbance component and an initial constant on the determination of an aperiodic component of branch potential energy thus achieving higher accuracy; moreover the integration links are reduced and the calculation process is simplified thus better meeting the requirements for real time power grid calculation.

No. of Pages : 21 No. of Claims : 1

(12) PATENT APPLICATION PUBLICATION
(21) Application No.1446/MUM/2013 A
(19) INDIA
(22) Date of filing of Application :18/10/2013
(43) Publication Date : 03/07/2015

(54) Title of the invention : RETRACTABLE COVERING APPARATUS FOR AUTOMOBILES

(51) International classification	:B60J 11/00, B60J 1/00	(71)**Name of Applicant :** **1)MOHAN GANESH GUJAR** Address of Applicant :BLDG, NO. D - 3, FLAT NO. 1104, LAKE-TOWN HOUSING SOCIETY, BIBVEWADI RD. KATRAJ, PUNE - 411046, M.S. INDIA.
(31) Priority Document No	:NA	
(32) Priority Date	:NA	(72)**Name of Inventor :** **1)MOHAN GANESH GUJAR**
(33) Name of priority country	:NA	
(86) International Application No	:NA	
Filing Date	:NA	
(87) International Publication No	: NA	
(61) Patent of Addition to Application Number	:NA	
Filing Date	:NA	
(62) Divisional to Application Number	:NA	
Filing Date	:NA	

(57) Abstract :
Abstract Disclosed is a retractable covering apparatus (500) for automobiles. The retractable covering apparatus (500) comprises a top cover assembly (100), a side cover assembly (200) and a plurality of mounting shafts (300). The top cover assembly (100) includes a plurality of channels (10) that holds and guides a plurality of retractable/foldable interlinked plates (20) that slide smoothly and effortlessly through a second set of plurality of slots (8) configured on the plurality of channels (10) with minimum friction with the help of a plurality of rollers (40). The side cover assembly (200) includes a plurality of concealing cases (120) that holds and conceals a plurality of side cover plate members (110) used for covering sides of the automobile. The retractable car covering apparatus (500) allows quick and convenient covering and uncovering of a car cover.

No. of Pages : 28 No. of Claims : 8

(12) PATENT APPLICATION PUBLICATION
(19) INDIA
(22) Date of filing of Application :13/06/2014
(21) Application No.1206/MUMNP/2014 A
(43) Publication Date : 03/07/2015

(54) Title of the invention : MOBILE CONDUCTING UNIT FOR A BREAKER INCLUDING A SPRING FOR ACCELERATING THE SEPARATION OF ARC CONTACTS

(51) International classification :H01H33/40,H01H1/38,H01H3/30
(31) Priority Document No :11 61611
(32) Priority Date :14/12/2011
(33) Name of priority country :France
(86) International Application No :PCT/EP2012/075172
Filing Date :12/12/2012
(87) International Publication No :WO 2013/087669
(61) Patent of Addition to Application Number :NA
Filing Date :NA
(62) Divisional to Application Number :NA
Filing Date :NA

(71)**Name of Applicant :**
1)ALSTOM TECHNOLOGY LTD
Address of Applicant :Brown Boveri Strasse 7 CH 5400 Baden Switzerland
(72)**Name of Inventor :**
1)BLANCHET Guilhem
2)RAT PATRON Laurent

(57) Abstract :
The invention relates to a breaker (1) including a mobile conducting unit (6) comprising an electrically conductive main body (9) including a permanent contact (4b) and an electric arc contact (5b). According to the invention the unit (6) also comprises a secondary body (14) mounted so as to be slidable relative to the main body (9) in a direction of movement (11) of said unit (6) wherein the secondary body (14) is to be connected to an attachment point (22) of a device for driving the unit (6) the latter further comprising a resilient return means (16) provided between the bodies (9 14) wherein the device is designed such that during an opening operation the resilient return means (16) first accumulates energy by moving the secondary body (14) relative to the main body (9) and then releases the accumulated energy in order to cause an acceleration of the main body (9).

No. of Pages : 45 No. of Claims : 10

(12) PATENT APPLICATION PUBLICATION
(19) INDIA
(22) Date of filing of Application :13/06/2014
(21) Application No.1207/MUMNP/2014 A
(43) Publication Date : 03/07/2015

(54) Title of the invention : POWER STEERING ASSEMBLY WITH DIFFERENTIAL ANGLE SENSOR

(51) International classification :B62D5/083,B62D6/10
(31) Priority Document No :10 2012 100 133.2
(32) Priority Date :10/01/2012
(33) Name of priority country :Germany
(86) International Application No :PCT/EP2013/050162
Filing Date :07/01/2013
(87) International Publication No :WO 2013/104587
(61) Patent of Addition to Application Number :NA
Filing Date :NA
(62) Divisional to Application Number :NA
Filing Date :NA

(71)**Name of Applicant :**
1)TEDRIVE STEERING SYSTEMS GMBH
Address of Applicant :Henry Ford II Str. 15 42489 W¼lfrath Germany
(72)**Name of Inventor :**
1)KIRSCHBAUM Sven
2)MLLER Jens Hauke

(57) Abstract :
The invention relates to a power steering assembly for power steering motor vehicles comprising an input shaft (21) for connection to a steering wheel an output shaft (29) which is coupled to the input shaft (21) for operational engagement with a steering rod the coupling between the input shaft (21) and the output shaft (29) permitting a relative rotation therebetween a servo controller which has a rotatable final control element (24) that is in engagement with the output shaft (29) and is driven by the output shaft (29) the steering force assistance being controlled depending on the relative rotation between the input shaft (21) and the final control element (24) the engagement between the output shaft (29) and the final control element (24) providing for a relative displacement therebetween the invention further comprising an actuator for relatively displacing the final control element (24) in relation to the output shaft (29) in order to influence the steering force assistance characteristic a sensor (20 28) for measuring at least one differential angle between the final control element (24) and the output shaft (29) or between the final control element (24) and the input shaft (21) and an evaluation unit for evaluating the measurement values that are provided by the sensor (20 28).

No. of Pages : 13 No. of Claims : 10

(12) PATENT APPLICATION PUBLICATION
(19) INDIA
(22) Date of filing of Application :18/07/2014

(21) Application No.1454/MUMNP/2014 A
(43) Publication Date : 03/07/2015

(54) Title of the invention : FRONT LEAF SPRING

(51) International classification :B60G11/04,B60G9/00,B62D6/04
(31) Priority Document No :NA
(32) Priority Date :NA
(33) Name of priority country :NA
(86) International Application No :PCT/SE2011/000240
Filing Date :22/12/2011
(87) International Publication No :WO 2013/095206
(61) Patent of Addition to Application Number :NA
Filing Date :NA
(62) Divisional to Application Number :NA
Filing Date :NA

(71)**Name of Applicant :**
1)VOLVO LASTVAGNAR AB
Address of Applicant :S 405 08 Gteborg Sweden
(72)**Name of Inventor :**
1)PREIJERT Stefan
2)GUSTAVSSON Andreas

(57) Abstract :
The invention relates to a vehicle suspension comprising a pair of leaf springs (61) arranged to extend longitudinally on opposed sides of a vehicle frame. Each leaf spring (61) has a first end pivotally connected to the vehicle with a first bracket (63) attached rigidly to the frame at a first position (71). A second end is connected to the vehicle frame with a spring shackle pivotably connected to a second bracket (64) attached rigidly to the frame at a second position in order to compensate for length changes of the leaf spring (61) under load conditions. The suspension further comprises an axle (66) extending transversely of the vehicle frame which axle is mounted to each leaf spring (61) at a position intermediate its first and second ends. At least an upper leaf of the leaf spring (61) is a parabolic spring having a convex portion (70) extending towards the frame and that the convex portion (70) is located between the first end and the intermediate position.

No. of Pages : 25 No. of Claims : 10

(12) PATENT APPLICATION PUBLICATION
(19) INDIA
(22) Date of filing of Application :25/03/2013

(21) Application No.1043/MUM/2013 A
(43) Publication Date : 03/07/2015

(54) Title of the invention : SELF STANDING TOOTH BRUSH

(51) International classification	:A46B15/00, A46B17/02, A46B 9/04
(31) Priority Document No	:NA
(32) Priority Date	:NA
(33) Name of priority country	:NA
(86) International Application No	:NA
Filing Date	:NA
(87) International Publication No	: NA
(61) Patent of Addition to Application Number	:NA
Filing Date	:NA
(62) Divisional to Application Number	:NA
Filing Date	:NA

(71)**Name of Applicant :**
1)Dr. Vasani Rupesh Parmanand
Address of Applicant :07, Aditraj Bunglows, Near Nandanvan-5, B/H Kalatirth Apartment, Prernatirth Derasar Road, Jodhpur, Ahmedabad-380015, Gujarat, India
2)Shah Parin Kamalkumar
3)Jain Anjil Anvin
4)Bhavsar Swapnil Chandrakant
(72)**Name of Inventor :**
1)Dr. Vasani Rupesh Parmanand
2)Shah Parin Kamalkumar
3)Jain Anjil Anvin
4)Bhavsar Swapnil Chandrakant
5)Dr. Akshai K. Aggarwal
6)Aditya Akshai Aggarwal
7)Patel Bhupendra Laljibhai

(57) Abstract :
The present invention of ˜Self standing Tooth Brush™ is a specially designed tooth paste that can stand it self without any support or stand. The bottom of the toothbrush is designed such a way that its bottom part is specially curved that covers the large surface area in the contact with the surface. This helps to stand the toothpaste stand alone.

No. of Pages : 9 No. of Claims : 3

(12) PATENT APPLICATION PUBLICATION
(21) Application No.1265/MUMNP/2014 A
(19) INDIA
(22) Date of filing of Application :23/06/2014
(43) Publication Date : 03/07/2015

(54) Title of the invention : DISPOSABLE WEARING ARTICLE

(51) International classification :A61F13/49,A61F13/56
(31) Priority Document No :2011-273910
(32) Priority Date :14/12/2011
(33) Name of priority country :Japan
(86) International Application No :PCT/JP2012/082410
Filing Date :13/12/2012
(87) International Publication No :WO 2013/089198
(61) Patent of Addition to Application Number :NA
Filing Date :NA
(62) Divisional to Application Number :NA
Filing Date :NA

(71)**Name of Applicant :**
1)UNICHARM CORPORATION
Address of Applicant :182 Shimobun Kinsei cho Shikokuchuo shi Ehime 7990111, Japan
(72)**Name of Inventor :**
1)KURITA Noriyuki
2)TSUJI Tomoko

(57) Abstract :
Provided is a disposable wearing article which comprises: a chassis for the wearing article; and side panels provided to the chassis and which is configured so that the flexibility of particularly the side panels can be maintained. A diaper (1) is configured so that side panels (70) are connected to a chassis (10) through connection sheets (80). The chassis (10) includes an inner surface sheet (20) an outer surface sheet (30) an absorption body (40) which is located between the inner and outer surface sheets (20 30) a leakage prevention sheet (50) and a pair of sealing sheets (60). The inner region (82) of each of the connection sheets (80) is affixed between the outer surface sheet (30) and each of the sealing sheets (60) by bonding regions (86 87) the outer region (81) of the connection sheet (80) is affixed to each of the side panels (70) by a bonding region (84) and the intermediate region (83) of the connection sheet (80) separates the chassis (10) and the side panel (70) in the lateral direction (X). Each of the side panels (70) has a first sheet (71) a second sheet (72) an elastic body (73) an elastic region (74) which can elastically contract in the lateral direction (X) and inner and outer non elastic regions (75 76) which are located on both outsides of the elastic region (74) in the lateral direction (X) and which do not elastically extend and contract. Ends (73A 73B) of each of the elastic bodies (73) are respectively located in the inner and outer non elastic regions (75 76).

No. of Pages : 57 No. of Claims : 13

(12) PATENT APPLICATION PUBLICATION
(21) Application No.1430/MUMNP/2014 A
(19) INDIA
(22) Date of filing of Application :15/07/2014
(43) Publication Date : 03/07/2015

(54) Title of the invention : SYNCHRONIZATION PROCESSING DEVICE SYNCHRONIZATION PROCESSING METHOD AND PROGRAM

(51) International classification :H04L7/033,H04L7/00
(31) Priority Document No :2012-016548
(32) Priority Date :30/01/2012
(33) Name of priority country :Japan
(86) International Application No :PCT/JP2013/051237
Filing Date :23/01/2013
(87) International Publication No :WO 2013/115016
(61) Patent of Addition to Application Number :NA
Filing Date :NA
(62) Divisional to Application Number :NA
Filing Date :NA

(71)**Name of Applicant :**
1)SONY CORPORATION
Address of Applicant :1 7 1 Konan Minato ku Tokyo 1080075 Japan
(72)**Name of Inventor :**
1)MATSUNAGA Osamu
2)INOMATA Naoki
3)KANADA Mizuki

(57) Abstract :
The present technology pertains to a synchronization processing device a synchronization processing method and a program which make it possible to achieve frequency synchronization in a shorter period of time. A jitter amount calculation unit calculates a jitter amount on the basis of a synchronization packet comprising time information. A jitter accumulation unit calculates a cumulative value of the jitter amount calculated by the jitter amount calculation unit. A comparison unit outputs a frequency error correction value from the calculated cumulative value of the jitter amount. A control voltage generation unit outputs a frequency control voltage that is based on the frequency error correction value. The present technology can be applied to for example a receiver device that is time synchronized with a transmission device.

No. of Pages : 57 No. of Claims : 10

(12) PATENT APPLICATION PUBLICATION
(19) INDIA
(22) Date of filing of Application :11/08/2014
(21) Application No.1615/MUMNP/2014 A
(43) Publication Date : 03/07/2015

(54) Title of the invention : METHOD FOR EXPLOITING AN OIL DEPOSIT

(51) International classification :E21B43/16,E21B43/02
(31) Priority Document No :2012100686
(32) Priority Date :13/01/2012
(33) Name of priority country :Russia
(86) International Application No :PCT/RU2012/000629
Filing Date :01/08/2012
(87) International Publication No :WO 2013/105872
(61) Patent of Addition to Application Number :NA
Filing Date :NA
(62) Divisional to Application Number :NA
Filing Date :NA

(71)**Name of Applicant :**
1)OTKRYTOE AKCIONERNOE OBSHHESTVO ZARUBEZHNEFT
Address of Applicant :Armiansky per. 9/1/1 1 Moscow 101990 Russia
(72)**Name of Inventor :**
1)BRUNICH Nikolajj Grigorevich
2)BOKSERMAN Arkadij Anatolevich
3)FOMKIN Artem Vacheevich
4)GRISHIN Pavel Andreevich
5)ISAEVA Anna Vyacheslavovna
6)USHAKOVA Alexandra Sergeevna
7)TSUKANOV Alexey Alexeevich

(57) Abstract :
The invention relates to the oil industry and can be used in the exploitation of an oil deposit. During the exploitation of an oil deposit air is pumped in through injection wells and oil is removed through extracting wells. The clayiness of a seam and clay agglomeration temperature are predetermined the permeability of the seam after agglomeration of the clay is determined the radius of the area of changed permeability around the well where the pumping in pressure is equalized with the seam pressure is calculated the area around the injection well is subjected to heat treatment by air being pumped in and dry combustion being provided in the area around the well and the clay being agglomerated until the calculated radius for the heat treated area is reached the pumping in of the air is periodically broken off and a slug of water is pumped in to cool and crack the agglomerated clay after which a transition is made to pumping in a working agent.

No. of Pages : 12 No. of Claims : 1

(12) PATENT APPLICATION PUBLICATION
(19) INDIA
(22) Date of filing of Application :25/03/2013
(21) Application No.1069/MUM/2013 A
(43) Publication Date : 03/07/2015

(54) Title of the invention : A HANDY DIGITAL WEIGHT SCALE

(51) International classification	:G01G19/22, G01G23/18
(31) Priority Document No	:NA
(32) Priority Date	:NA
(33) Name of priority country	:NA
(86) International Application No	:NA
Filing Date	:NA
(87) International Publication No	: NA
(61) Patent of Addition to Application Number	:NA
Filing Date	:NA
(62) Divisional to Application Number	:NA
Filing Date	:NA

(71)**Name of Applicant :**
1)Bhavsar Swapnil Chandrakant
Address of Applicant :M-64/768, Chitrakut Apartment Sola Road, Naranpura Ahmedabad-380063 Gujarat, India
2)Jain Anjil Anvin
3)Shah Parin Kamalkumar
4)Dr. Vasani Rupesh Parmanand
(72)**Name of Inventor :**
1)Dr. Vasani Rupesh Parmanand
2)Shah Parin Kamalkumar
3)Jain Anjil Anvin
4)Bhavsar Swapnil Chandrakant
5)Patel Bhupendra Laljibhai

(57) Abstract :
The present invention of ˜Handy Digital Weight Scale™ is a compact digital weight scale which can be carried easily. This digital scale has a specially designed support handle, casing containing the LED display screen and a specially designed weight measuring circuit and a weight holding hook. The weight to be measured is hanged in the hook, and the measured weight is displayed on the LED screen. The weight can be measured either in kg or in pound. This ˜Handy Digital Weight Scale™ can measure up to 50 kg. This is powered by 2xAAA batteries.

No. of Pages : 10 No. of Claims : 3

(12) PATENT APPLICATION PUBLICATION
(19) INDIA
(22) Date of filing of Application :06/06/2014
(21) Application No.1139/MUMNP/2014 A
(43) Publication Date : 03/07/2015

(54) Title of the invention : EXCAVATOR PIVOT APPARATUS PROVIDED WITH PIVOT THRUST PREVENTION DEVICE

(51) International classification :E02F9/12,E02F9/20
(31) Priority Document No :10-2013-0050626
(32) Priority Date :06/05/2013
(33) Name of priority country :Republic of Korea
(86) International Application No :PCT/KR2013/010169
Filing Date :11/11/2013
(87) International Publication No :WO 2014/181940
(61) Patent of Addition to Application Number :NA
Filing Date :NA
(62) Divisional to Application Number :NA
Filing Date :NA

(71)**Name of Applicant :**
1)HYUNDAI HEAVY INDUSTRIES CO. LTD.
Address of Applicant :1 Jeonha dong Dong gu Ulsan 682 792 Republic of Korea
(72)**Name of Inventor :**
1)SHIN Kyung Chul

(57) Abstract :
An excavator pivot apparatus provided with a pivot thrust prevention device includes: a brake fluid passage connected to the hydraulic chamber of a brake piston; a selection valve for connecting the brake fluid passage to a brake hydraulic port or a delay fluid passage; a spring compartment fluid passage with one end connected to a spring compartment of the brake piston and the other end connected to one point of the delay fluid passage; a check valve provided in the spring compartment fluid passage for supplying a hydraulic pressure from the delay fluid passage only toward the spring compartment; a spring compartment fluid bypass for connecting one point of the spring compartment fluid passage between the spring compartment and the check valve to another point of the spring compartment fluid passage between the check valve and the delay fluid passage; a thrust prevention valve provided in the spring compartment fluid bypass for closing or opening the spring compartment fluid bypass; a tilt sensor provided in one side of the excavator for sensing a tilt; and a thrust prevention valve control part for closing the thrust prevention valve when the excavator is positioned on slope ground or opening the thrust prevention valve when the excavator is positioned on level ground based on the tilt information of the tilt sensor.

No. of Pages : 20 No. of Claims : 4

(12) PATENT APPLICATION PUBLICATION
(19) INDIA
(22) Date of filing of Application :01/08/2014
(21) Application No.1555/MUMNP/2014 A
(43) Publication Date : 03/07/2015

(54) Title of the invention : OPHTHALMIC COMPOSITION KIT

(51) International classification :A61K31/121,A61K9/06,A61K9/08
(31) Priority Document No :2012-040548
(32) Priority Date :27/02/2012
(33) Name of priority country :Japan
(86) International Application No :PCT/JP2013/054780
Filing Date :25/02/2013
(87) International Publication No :WO 2013/129318
(61) Patent of Addition to Application Number :NA
Filing Date :NA
(62) Divisional to Application Number :NA
Filing Date :NA

(71)**Name of Applicant :**
1)ROHTO PHARMACEUTICAL CO. LTD.
Address of Applicant :1 8 1 Tatsumi nishi Ikuno ku Osaka shi Osaka 5448666 Japan
(72)**Name of Inventor :**
1)MIYANOTakayuki
2)KUROSETakahiro

(57) Abstract :
An ophthalmic composition kit in which an ophthalmic composition containing a geranylgeranylacetone is stored in an ophthalmic container wherein at least a portion of or the entire surface of the ophthalmic container that comes into contact with the ophthalmic composition is configured from a container material selected from among a polyolefin an acrylic acid resin a terephthalic acid ester a polycarbonate a polymethyl terpene a fluorine resin or glass. In said ophthalmic composition kit the decline in the content or concentration of the geranylgeranylacetone within the ophthalmic composition is extremely small.

No. of Pages : 56 No. of Claims : 10

(12) PATENT APPLICATION PUBLICATION
(19) INDIA
(22) Date of filing of Application :14/08/2014
(21) Application No.1646/MUMNP/2014 A
(43) Publication Date : 03/07/2015

(54) Title of the invention : METHOD AND DEVICE FOR MONITORING A GASEOUS INSULATION COMPARTMENT

(51) International classification :H02B13/065
(31) Priority Document No :12 51799
(32) Priority Date :28/02/2012
(33) Name of priority country :France
(86) International Application No :PCT/EP2013/053759
Filing Date :26/02/2013
(87) International Publication No :WO 2013/127756
(61) Patent of Addition to Application Number :NA
Filing Date :NA
(62) Divisional to Application Number :NA
Filing Date :NA

(71)**Name of Applicant :**
1)ALSTOM TECHNOLOGY LTD
Address of Applicant :Brown Boveri Strasse 7 CH 5400 Baden Switzerland
(72)**Name of Inventor :**
1)JUGE Patrice

(57) Abstract :
The invention relates to a method of monitoring a gaseous insulation compartment of a high voltage installation characterized in that it comprises the steps of: Measurement (E10) of a current in the installation and of a pressure in the compartment at a given frequency Search (E11 E12) for a change of amplitude of current and when a change is detected: Determination (E13) of a slope associated with a curve of the pressure measurements performed simultaneously with the change of amplitude Comparison (E14 E15) of the slope with a reference value and when the difference between the two is greater than a predetermined threshold Creation (E16) of an alarm of abnormal operation in the compartment.

No. of Pages : 25 No. of Claims : 16

(12) PATENT APPLICATION PUBLICATION
(21) Application No.1002/MUMNP/2014 A
(19) INDIA
(22) Date of filing of Application :24/05/2014
(43) Publication Date : 03/07/2015

(54) Title of the invention : FUEL FILTER OF AN INTERNAL COMBUSTION ENGINE AND FILTER ELEMENT OF A FUEL FILTER

(51) International classification :B01D17/04
(31) Priority Document No :10 2011 120 647.0
(32) Priority Date :09/12/2011
(33) Name of priority country :Germany
(86) International Application No :PCT/EP2012/072453
Filing Date :13/11/2012
(87) International Publication No :WO 2013/083365
(61) Patent of Addition to Application Number :NA
Filing Date :NA
(62) Divisional to Application Number :NA
Filing Date :NA

(71)**Name of Applicant :**
1)MANN+HUMMEL GMBH
Address of Applicant :Hindenburgstr. 45 71638 Ludwigsburg Germany
(72)**Name of Inventor :**
1)KLEIN Martin
2)VEIT Martin

(57) Abstract :
The invention relates to a fuel filter (10) for fuel in particular diesel fuel of an internal combustion engine in particular of a motor vehicle and to a filter element of such a fuel filter. A housing (12) has at least one fuel inlet (26) for the fuel to be cleaned at least one fuel outlet (18) for cleaned fuel and at least one water outlet (30) for water which has been separated from the fuel. The filter element (36) is arranged in the housing (12) said filter element sealingly separating the fuel inlet (26) from the fuel outlet (18). The filter element (36) has a filter medium (38) which is designed as a hollow body and which can be permeated from the inside to the outside or from the outside to the inside in order to filter the fuel. The filter element (36) has a coalescing medium (58) designed as a hollow body for separating water contained in the fuel. The coalescing medium (58) is arranged downstream of the filter medium (38) in the flow path (78) of the fuel around said filter medium or in the interior (45) delimited by the filter medium. The coalescing medium (58) comprises at least one regenerated fiber coalescing system consisting of a coalescing material (60) which is suitable for coalescing water and which has at least 20 wt.% of regenerated fibers preferably at least 50 wt.%.

No. of Pages : 28 No. of Claims : 14

(12) PATENT APPLICATION PUBLICATION
(21) Application No.1004/MUMNP/2014 A
(19) INDIA
(22) Date of filing of Application :24/05/2014
(43) Publication Date : 03/07/2015

(54) Title of the invention : DOUBLE ASSEMBLY SYSTEM THAT CAN BE USED FOR PIVOTING ROTATING OR FOLDING OPERATIONS

(51) International classification :F16B12/42,A47B96/00
(31) Priority Document No :P201101280
(32) Priority Date :25/11/2011
(33) Name of priority country :Spain
(86) International Application No :PCT/ES2012/070818
Filing Date :22/11/2012
(87) International Publication No :WO 2013/076340
(61) Patent of Addition to Application Number :NA
Filing Date :NA
(62) Divisional to Application Number :NA
Filing Date :NA

(71)**Name of Applicant :**
1)FRANCISCO Couceiro Nu±ez
Address of Applicant :Rua Arandeira 5 2ºa E 15179 Oleiros A Coru±a Spain
(72)**Name of Inventor :**
1)FRANCISCO Couceiro Nu±ez

(57) Abstract :
The invention relates to a double assembly system that can be used for pivoting rotating or folding operations. The invention is suitable for use in the production of furniture or other construction elements and structures for the purposes of folding and unfolding opening and closing and depending on the spatial orientation thereof for securing a part in its use position. The invention can be used to join generally planar parts. The invention is formed by a group of elements (1) which are interlocked with other elements and which when joined allow a rotational movement through a specific pre defined angle.

No. of Pages : 24 No. of Claims : 9

(12) PATENT APPLICATION PUBLICATION
(19) INDIA
(22) Date of filing of Application :14/08/2014
(21) Application No.1652/MUMNP/2014 A
(43) Publication Date : 03/07/2015

(54) Title of the invention : METHOD FOR PURIFICATION OF AMMONIA MIXTURES OF NITROGEN AND HYDROGEN OR NITROGEN HYDROGEN AND AMMONIA

(51) International classification	:C01C1/02,C01B21/04,C01B3/02
(31) Priority Document No	:PL399466
(32) Priority Date	:08/06/2012
(33) Name of priority country	:Poland
(86) International Application No	:PCT/PL2013/000075
Filing Date	:07/06/2013
(87) International Publication No	:WO 2013/184012
(61) Patent of Addition to Application Number	:NA
Filing Date	:NA
(62) Divisional to Application Number	:NA
Filing Date	:NA

(71)**Name of Applicant :**
1)POLITECHNIKA WARSZAWSKA
Address of Applicant :Pl. Politechniki 1 00 661 Warszawa Poland
(72)**Name of Inventor :**
1)MACULEWICZ Slawomir Andrzej
2)RAROG-PILECKA, Wioletta
3)PODSlADLO,Slawomir
4)LENKIEWlCZ,Dariusz

(57) Abstract :
Method for purification of ammonia or mixtures of nitrogen and hydrogen or nitrogen hydrogen and ammonia according to which: a) ammonia or a mixture of gases under pressure of from 0.1 to 25 MPa is passed through a column packed with aluminium oxide with a large specific surface area; b) the ammonia or mixture of gases is then passed through a column packed with CaO NaOH KOH or an NaOH/KOH melt separately or in a mixture at 20 to 70°C and under pressure of from 0.1 to 25 MPa; c) next the ammonia or mixture of gases is passed through a column packed with activated carbon having a specific area of 100·3000 m/g with sodium potassium caesium magnesium calcium strontium barium or cerium nitrates(V) or nitrates(III) deposited on its surface separately or in a mixture; the aforementioned steps being realised in a serial process at a gas stream flow rate in the range of 100 dm/h to 1000 m/h.

No. of Pages : 10 No. of Claims : 7

(12) PATENT APPLICATION PUBLICATION
(21) Application No.1124/MUM/2013 A
(19) INDIA
(22) Date of filing of Application :25/03/2013
(43) Publication Date : 03/07/2015

(54) Title of the invention : NOVEL ORGANIC INHIBITORS OF PTP1B AS DUAL ACTING ANTIDIABETIC AGENTS

(51) International classification	:A61K31/519, A61K31/53, C07D471/04, C07D
(31) Priority Document No	:NA
(32) Priority Date	:NA
(33) Name of priority country	:NA
(86) International Application No	:NA
Filing Date	:NA
(87) International Publication No	: NA
(61) Patent of Addition to Application Number	:NA
Filing Date	:NA
(62) Divisional to Application Number	:NA
Filing Date	:NA

(71)**Name of Applicant :**
1)GAJJAR KRISHNA ASHOKKUMAR
Address of Applicant :INSTITUTE OF PHARMACY, NIRMA UNIVERSITY, SARKHEJ GANDHINAGAR HIGHWAY, AHMEDABAD-382481, Gujarat, India
2)GAJJAR ANURADHA KETANBHAI
(72)**Name of Inventor :**
1)GAJJAR KRISHNA ASHOKKUMAR
2)GAJJAR ANURADHA KETANBHAI

(57) Abstract :
The present invention relates to novel substituted 4.5,6,7-Tetrahydro-benzothiophene and 4,5,6,7-Tetrahydro-thienopyridine compounds of formula (1), their pharmaceutically acceptable salts, and their isomers, stereoisomers, conformers, tautomers, polymorphs, hydrates and solvates. These compounds are useful in the treatment of metabolic disorders like Type II Diabetes and Obesity,

No. of Pages : 31 No. of Claims : 9

(12) PATENT APPLICATION PUBLICATION
(19) INDIA
(22) Date of filing of Application :24/06/2014
(21) Application No.1276/MUMNP/2014 A
(43) Publication Date : 03/07/2015

(54) Title of the invention : METHOD AND ARRANGEMENT FOR CLEANING A PARTICLE FILTER

(51) International classification :F01N3/023,F01N3/033,F01N3/035
(31) Priority Document No :NA
(32) Priority Date :NA
(33) Name of priority country :NA
(86) International Application No :PCT/EP2012/000011
Filing Date :03/01/2012
(87) International Publication No :WO 2013/102468
(61) Patent of Addition to Application Number :NA
Filing Date :NA
(62) Divisional to Application Number :NA
Filing Date :NA

(71)**Name of Applicant :**
1)VOLVO LASTVAGNAR AB
Address of Applicant :S 405 08 Gteborg Sweden
(72)**Name of Inventor :**
1)WAHLSTR–M Gert Ove

(57) Abstract :
The invention relates to a method and an arrangement for cleaning a particulate filter (18) in a vehicle (1) provided with an internal combustion engine (4) which particulate filter is mounted in an operative position inside an exhaust muffler (8) under normal operation of said engine. The method involves performing a cleaning process including the steps of disassembling and removing the particulate filter from a first end (12) of the muffler; reversing and reassembling the particulate filter a cleaning position at said first end of the muffler; starting and operating the engine by controlling the engine speed according to a predefined cycle until a predetermined condition is fulfilled; and stopping the engine and returning the particulate filter to its operative position inside the exhaust muffler. The invention further involves a computer program and a computer program product for performing the method steps when run on a computer and a computer system for implementing a method.

No. of Pages : 30 No. of Claims : 22

(12) PATENT APPLICATION PUBLICATION
(21) Application No.1278/MUMNP/2014 A
(19) INDIA
(22) Date of filing of Application :24/06/2014
(43) Publication Date : 03/07/2015

(54) Title of the invention : METHOD FOR HIGHLY EXPRESSING RECOMBINANT PROTEIN OF ENGINEERING BACTERIA AND USE THEREOF

(51) International classification :C12N15/70,C12N1/20,C12N1/21
(31) Priority Document No :201110380864.7
(32) Priority Date :25/11/2011
(33) Name of priority country :China
(86) International Application No :PCT/CN2012/085182
Filing Date :23/11/2012
(87) International Publication No :WO 2013/075660
(61) Patent of Addition to Application Number :NA
Filing Date :NA
(62) Divisional to Application Number :NA
Filing Date :NA

(71)**Name of Applicant :**
1)PROTEIN DESIGN LAB LTD.
Address of Applicant :East 1000 Meters Qianshajian, Sujiatuo Haidian District Beijing 100095,China
(72)**Name of Inventor :**
1)QIU Xiaoqing

(57) Abstract :
Provided are a method for highly expressing a recombinant protein of engineering bacteria and the use thereof. The method comprises the following steps: (1) engineering bacteria of with pET system are transfected with recombinant mutated plasmid to obtain positive monoclonal colonies; (2) the positive monoclonal colonies are enriched to obtain a seed bacteria solution and the seed bacteria solution is induced to enrichment and growth in a large amount; and (3) the bacteria supernatant containing the recombinant protein as the expression target is separated and then the recombinant protein in the bacteria supernatant is extracted and purified. The method is characterized in that the engineering bacteria of with pET system are B834 (DE3). The components of the mass enrichment medium and the protein purification steps are also optimized such that a significant improvement in the yield and purity of the protein is achieved and the method is suitable for applying to the large scale production of recombinant protein expressed by the engineering bacteria of Escherichia coli.

No. of Pages : 29 No. of Claims : 11

(12) PATENT APPLICATION PUBLICATION
(19) INDIA
(22) Date of filing of Application :27/08/2014
(21) Application No.1729/MUMNP/2014 A
(43) Publication Date : 03/07/2015

(54) Title of the invention : PROCESS FOR PREPARING A SLURRY COMPRISED OF LIGNIN

(51) International classification :C07C37/54,C08H7/00,C08G63/123
(31) Priority Document No :61/603217
(32) Priority Date :24/02/2012
(33) Name of priority country :U.S.A.
(86) International Application No :PCT/EP2013/053625
Filing Date :22/02/2013
(87) International Publication No :WO 2013/124456
(61) Patent of Addition to Application Number :NA
Filing Date :NA
(62) Divisional to Application Number :NA
Filing Date :NA

(71)**Name of Applicant :**
1)BIOCHEMTEX S.P.A.
Address of Applicant :Strada Ribrocca 11 I 15057 Tortona (Alessandria) Italy
(72)**Name of Inventor :**
1)GASTALDO Dan
2)SISSON Edwin A.
3)ELLIOTT Guliz
4)MURRAY Aaron
5)RYBA Steven

(57) Abstract :
Two processes for preparing a slurry comprised of lignin and a slurry liquid the first process comprising the steps of: a. charging a composition comprised of lignin and at least one slurry liquid at 25 °C to a vessel capable of being subjected to vacuum b. subjecting the vessel to vacuum for a time sufficient to disperse particles of the composition comprised of lignin to greater than 50% of the theoretical dispersion of the composition comprised of lignin. The second process comprising the steps of: a. imparting high shear forces to the composition comprised of lignin b. adding a slurry liquid to the composition comprised of lignin.

No. of Pages : 92 No. of Claims : 19

(12) PATENT APPLICATION PUBLICATION
(21) Application No.1062/MUM/2013 A
(19) INDIA
(22) Date of filing of Application :25/03/2013
(43) Publication Date : 03/07/2015

(54) Title of the invention : ON BED SANITATION SYSTEM FOR PATIENTS

(51) International classification	:A61G9/00, A61G7/02, A61G7/10
(31) Priority Document No	:NA
(32) Priority Date	:NA
(33) Name of priority country	:NA
(86) International Application No	:NA
Filing Date	:NA
(87) International Publication No	: NA
(61) Patent of Addition to Application Number	:NA
Filing Date	:NA
(62) Divisional to Application Number	:NA
Filing Date	:NA

(71)**Name of Applicant :**
1)Dr. Vasani Rupesh Parmanand
Address of Applicant :07, Aditraj Bunglows, Near Nandanvan-5, B/H Kalatirth Apartment, Prernatirth Derasar Road, Jodhpur, Ahmedabad-380015, Gujarat, India
2)Shah Parin Kamalkumar
3)Jain Anjil Anvin
4)Bhavsar Swapnil Chandrakant
(72)**Name of Inventor :**
1)Dr. Vasani Rupesh Parmanand
2)Shah Parin Kamalkumar
3)Jain Anjil Anvin
4)Bhavsar Swapnil Chandrakant
5)Patel Bhupendra Laljibhai

(57) Abstract :
The present invention of ˜On Bed Sanitation System for Patients™ is a specially designed bed that has a vacuum operated toilet connected to its bottom part. The bed is having a lever through which the cover of toilet is opened (or the adjustable bed part is removed for toilet opening). This is a vacuum operated system all the sewage is collected in a sewage tank that is also connected below the bed.

No. of Pages : 9 No. of Claims : 3

(12) PATENT APPLICATION PUBLICATION
(21) Application No.1284/MUMNP/2014 A
(19) INDIA
(22) Date of filing of Application :25/06/2014
(43) Publication Date : 03/07/2015

(54) Title of the invention : REDOX FLOW SECONDARY BATTERY AND ELECTROLYTE MEMBRANE FOR REDOX FLOW SECONDARY BATTERIES

(51) International classification :H01M8/18,C08F214/18,C08J5/22
(31) Priority Document No :2011-290035
(32) Priority Date :28/12/2011
(33) Name of priority country :Japan
(86) International Application No :PCT/JP2012/083944
Filing Date :27/12/2012
(87) International Publication No :WO 2013/100079
(61) Patent of Addition to Application Number :NA
Filing Date :NA
(62) Divisional to Application Number :NA
Filing Date :NA

(71)**Name of Applicant :**
1)ASAHI KASEI E MATERIALS CORPORATION
Address of Applicant :1 105 Kanda Jinbocho Chiyoda ku Tokyo 1018101 Japan
2)SUMITOMO ELECTRIC INDUSTRIES LTD.
(72)**Name of Inventor :**
1)MIYAKE Naoto
2)MORIUCHI Kiyoaki
3)KUBATA Michiru

(57) Abstract :
The purpose of the present invention is to provide a redox flow secondary battery which has low electrical resistance and excellent current efficiency in addition to durability. The present invention relates to: an electrolyte membrane for redox flow secondary batteries which contains an ion exchange resin composition containing a fluorine based polymer electrolyte and which has an ion cluster diameter of 1.00 2.95 nm as determined by a small angle X ray method in water at 25°C; and a redox flow secondary battery which uses the electrolyte membrane for redox flow secondary batteries.

No. of Pages : 89 No. of Claims : 21

(12) PATENT APPLICATION PUBLICATION
(19) INDIA
(22) Date of filing of Application :25/06/2014
(21) Application No.1285/MUMNP/2014 A
(43) Publication Date : 03/07/2015

(54) Title of the invention : PARK AND RIDE DETECTION SYSTEM

(51) International classification	:G06Q50/10,G06Q50/30,G07B15/00
(31) Priority Document No	:2011-288686
(32) Priority Date	:28/12/2011
(33) Name of priority country	:Japan
(86) International Application No	:PCT/JP2012/079643
Filing Date	:15/11/2012
(87) International Publication No	:WO 2013/099464
(61) Patent of Addition to Application Number	:NA
Filing Date	:NA
(62) Divisional to Application Number	:NA
Filing Date	:NA

(71)**Name of Applicant :**
1)MITSUBISHI HEAVY INDUSTRIES LTD.
Address of Applicant :16 5 Konan 2 chome Minato ku Tokyo 1088215 Japan
(72)**Name of Inventor :**
1)KAMIMURA Yoichi
2)HYODO Junichi

(57) Abstract :
The present invention is provided with a park and ride detection device (110) that detects the use of park and ride and the park and ride detection device (110) has a park and ride start determination unit that determines that the use has started of park and ride when the time from the use start time of a parking lot (P) to the use start time of public transportation by the same user is within an allowed time set ahead of time anticipating the time to move from the parking lot (P) to a platform (S) for the public transportation.

No. of Pages : 40 No. of Claims : 8

(12) PATENT APPLICATION PUBLICATION
(19) INDIA
(22) Date of filing of Application :31/07/2014
(21) Application No.1542/MUMNP/2014 A
(43) Publication Date : 03/07/2015

(54) Title of the invention : AGENT FOR IMPROVING AROMA INTENSITY AND/OR AROMA QUALITY

(51) International classification :C11B9/00,A23L1/221,A23L1/30
(31) Priority Document No :2012-030216
(32) Priority Date :15/02/2012
(33) Name of priority country :Japan
(86) International Application No :PCT/JP2013/053746
Filing Date :15/02/2013
(87) International Publication No :WO 2013/122226
(61) Patent of Addition to Application Number :NA
Filing Date :NA
(62) Divisional to Application Number :NA
Filing Date :NA

(71)**Name of Applicant :**
1)TAKASAGO INTERNATIONAL CORPORATION
Address of Applicant :37 1 Kamata 5 chome Ota ku Tokyo 1448721 Japan
(72)**Name of Inventor :**
1)TOYOHARA Yoshikazu
2)HIRAMOTO Tadahiro
3)OMOTANI Naoto

(57) Abstract :
Provided are an agent for improving the aroma intensity and/or aroma quality of a fragrance composition to be added to foods drinks medicines oral care products and so on said agent comprising γ aminobutyric acid and naringenin and a method for improving the aroma intensity and/or aroma quality of the aforesaid fragrance composition.

No. of Pages : 45 No. of Claims : 9

(12) PATENT APPLICATION PUBLICATION
(19) INDIA
(22) Date of filing of Application :13/08/2014
(21) Application No.1637/MUMNP/2014 A
(43) Publication Date : 03/07/2015

(54) Title of the invention : MACROCYCLIC COMPOUNDS FOR SUPPRESSING REPLICATION OF HEPATITIS C VIRUS

(51) International classification	:C07K5/08,A61P31/14,A61K38/06
(31) Priority Document No	:201210034872.0
(32) Priority Date	:16/02/2012
(33) Name of priority country	:China
(86) International Application No	:PCT/CN2012/085912
Filing Date	:05/12/2012
(87) International Publication No	:WO 2013/120371
(61) Patent of Addition to Application Number	:NA
Filing Date	:NA
(62) Divisional to Application Number	:NA
Filing Date	:NA

(71)**Name of Applicant :**
1)GINKGO PHARMA CO. LTD.
Address of Applicant :3F Building C11 No. 218 Xinghu St Suzhou Industrial Park Suzhou Jiangsu 215123 China
(72)**Name of Inventor :**
1)LI Ben
2)CHEN Li
3)ZHAI Peibing
4)JIANG Tao

(57) Abstract :
A compound as represented by formula I is provided wherein groups are defined in the description. The compound is used as HCV protease inhibitor for treating HCV infection.

No. of Pages : 64 No. of Claims : 18

(12) PATENT APPLICATION PUBLICATION
(19) INDIA
(22) Date of filing of Application :28/08/2014
(21) Application No.1737/MUMNP/2014 A
(43) Publication Date : 03/07/2015

(54) Title of the invention : METHOD TO PREVENT DEACTIVATION OF METAL CATALYSTS IN CATALYTIC POLYMERISATION PROCESSES

(51) International classification :C08F4/42,C09D5/16,C08F2/44
(31) Priority Document No :12154447.2
(32) Priority Date :08/02/2012
(33) Name of priority country :EPO
(86) International Application No :PCT/EP2013/052395
Filing Date :07/02/2013
(87) International Publication No :WO 2013/117626
(61) Patent of Addition to Application Number :NA
Filing Date :NA
(62) Divisional to Application Number :NA
Filing Date :NA

(71)**Name of Applicant :**
1)JANSSEN PHARMACEUTICA NV
Address of Applicant :Turnhoutseweg 30 B 2340 Beerse Belgium
(72)**Name of Inventor :**
1)De Meyer, Kurt Mark Anthony

(57) Abstract :
The present invention relates to a method to prevent deactivation of the metal catalyst in a catalytic polymerisation process of polymeric binders whereby pyrithione biocides are present which method comprises the addition of a Zn Cu or Na salt selected from Zn Cu or Na salts of fatty acids such as e.g. Zn Cu or Na octoate Zn Cu or Na acrylate Zn Cu or Na neodecanoate or Zn Cu or Na salts of beta diketones such as e.g. Zn Cu or Na acetylacetonate.

No. of Pages : 11 No. of Claims : 15

(12) PATENT APPLICATION PUBLICATION
(19) INDIA
(22) Date of filing of Application :30/07/2014
(21) Application No.1540/MUMNP/2014 A
(43) Publication Date : 03/07/2015

(54) Title of the invention : PORTABLE MOBILE MONEY DEVICE

(51) International classification :H04W12/06,G06F11/30,H04W8/18
(31) Priority Document No :61/582530
(32) Priority Date :03/01/2012
(33) Name of priority country :U.S.A.
(86) International Application No :PCT/IB2013/050024
Filing Date :02/01/2013
(87) International Publication No :WO 2013/102856
(61) Patent of Addition to Application Number :NA
Filing Date :NA
(62) Divisional to Application Number :NA
Filing Date :NA

(71)**Name of Applicant :**
1)EQUATEL (UK) LTD.
Address of Applicant :Collingwood Buildings 38 Collingwood Street Newcastle NE1 1JF U.K.
(72)**Name of Inventor :**
1)ROSENES Eli

(57) Abstract :
A mobile money system comprising: at least one mobile money device configured with at least a CPU a GSM engine antenna display keypad/touchpad printer and SIM reader; and at least one external SIM card configured to be read by the SIM reader; wherein the mobile money device uses a SIM Tool Kit application stored on the external SIM card to process at least one mobile money transaction. A method for managing Mobile Money transactions comprising: providing a mobile money device having at least a CPU a GSM engine antenna display keypad/touchpad printer and SIM reader configured to accept insertion of an external SIM cards; inserting an end user external SIM card into the SIM reader; reading the end user external SIM card; validating the end user external SIM card has a SIM Tool Kit application; registering the end user external SIM card on a network; using the network connection to transmit data to and from the mobile money device; displaying a SIM Tool Kit application menu on the display; choosing at least one option from the menu using the keypad/touchpad; inserting data if required; sending data regarding the chosen menu option via the network connection; receiving a response regarding the data via the network; displaying the response on the display; and printing a transaction receipt.

No. of Pages : 19 No. of Claims : 15

(12) PATENT APPLICATION PUBLICATION
(19) INDIA
(22) Date of filing of Application :27/08/2014
(21) Application No.1730/MUMNP/2014 A
(43) Publication Date : 03/07/2015

(54) Title of the invention : CONTINUOUS PROCESS FOR CONVERSION OF LIGNIN TO USEFUL COMPOUNDS

(51) International classification :C07C37/50,C08G63/00
(31) Priority Document No :61/603217
(32) Priority Date :24/02/2012
(33) Name of priority country :U.S.A.
(86) International Application No :PCT/EP2013/053626
Filing Date :22/02/2013
(87) International Publication No :WO 2013/124457
(61) Patent of Addition to Application Number :NA
Filing Date :NA
(62) Divisional to Application Number :NA
Filing Date :NA

(71)**Name of Applicant :**
1)BIOCHEMTEX S.P.A.
Address of Applicant :Strada Ribrocca 11 I 15057 Tortona (Alessandria) Italy
(72)**Name of Inventor :**
1)RYBA Steven
2)ELLIOTT Guliz
3)GASTALDO Dan
4)MURRAY Aaron

(57) Abstract :
This specification discloses an operational continuous process to convert lignin as found in ligno cellulosic biomass before or after converting at least some of the carbohydrates. The continuous process has been demonstrated to create a slurry comprised of lignin raise the slurry comprised of lignin to ultra high pressure deoxygenate the lignin in a lignin conversion reactor over a catalyst which is not a fixed bed without producing char. The conversion products of the carbohydrates or lignin can be further processed into polyester intermediates for use in polyester preforms and bottles.

No. of Pages : 92 No. of Claims : 17

(12) PATENT APPLICATION PUBLICATION
(19) INDIA
(22) Date of filing of Application :27/08/2014
(21) Application No.1731/MUMNP/2014 A
(43) Publication Date : 03/07/2015

(54) Title of the invention : CONTINUOUS PROCESS FOR CONVERSION OF LIGNIN TO USEFUL COMPOUNDS

(51) International classification :C10G3/00
(31) Priority Document No :61/603217
(32) Priority Date :24/02/2012
(33) Name of priority country :U.S.A.
(86) International Application No :PCT/EP2013/053629
Filing Date :22/02/2013
(87) International Publication No :WO 2013/124459
(61) Patent of Addition to Application Number :NA
Filing Date :NA
(62) Divisional to Application Number :NA
Filing Date :NA

(71)**Name of Applicant :**
1)BIOCHEMTEX S.P.A.
Address of Applicant :Strada Ribrocca 11 I 15057 Tortona (Alessandria) Italy
(72)**Name of Inventor :**
1)RYBA Steven
2)ELLIOTT Guliz
3)GASTALDO Dan
4)MURRAY Aaron

(57) Abstract :
A method for separating lignin conversion products from catalyst particles during a continuous catalytic conversion of a lignin feedstock to lignin conversion products comprising the steps of a. conducting the continuous catalytic conversion of the lignin feedstock to the lignin conversion products in the presence of free catalyst particles in a lignin conversion reactor with the lignin conversion reactor having a liquid phase and a gas phase with a liquid level at the interface between the liquid phase and the gas phase and b. removing the lignin conversion products from the lignin conversion reactor at a lignin conversion products removal velocity at a point in the lignin conversion reactor which is higher relative to gravity than the liquid level of the lignin conversion reactor wherein the lignin conversion products removal velocity is less than a settling velocity of the catalyst particles.

No. of Pages : 91 No. of Claims : 12

(12) PATENT APPLICATION PUBLICATION
(19) INDIA
(22) Date of filing of Application :06/06/2014

(21) Application No.1135/MUMNP/2014 A
(43) Publication Date : 03/07/2015

(54) Title of the invention : APPLICATION PROFILING IN A DATA STORAGE ARRAY

(51) International classification :G06F12/02
(31) Priority Document No :13/312,775
(32) Priority Date :06/12/2011
(33) Name of priority country :U.S.A.
(86) International Application No :PCT/US2012/068017
Filing Date :05/12/2012
(87) International Publication No :WO 2013/086037
(61) Patent of Addition to Application Number :NA
Filing Date :NA
(62) Divisional to Application Number :NA
Filing Date :NA

(71)**Name of Applicant :**
1)XIOTECH CORPORATION
Address of Applicant :9950 Federal Drive Suite 100 Colorado Springs CO 80921 U.S.A.
(72)**Name of Inventor :**
1)LARY Richard Franklin
2)MCDONALD James
3)HAGEMAN Keith

(57) Abstract :
Method (300) and apparatus (200) for application profiling in a multi device data storage array (108). In accordance with various embodiments a storage array (108) is formed of independent data storage devices (1 14) that form a fast pool (162) and a slow pool (164) of said devices such as solid state drives (SSDs) (130) and hard disc drives (HDDs) (128). A controller (1 18 200) is adapted to migrate (304) a distributed data set (1 10) stored across a first plurality of the devices in the slow pool to a second plurality of said devices in the fast pool. The controller carries out the migration responsive to a hint (302) that a selected application is about to be executed that utilizes the distributed data set and responsive to a return on investment (ROI) determination (238) that an estimated cost of said migration will be outweighed by an overall improved data transfer capacity of the storage array over a predetermined minimum payback period of time.

No. of Pages : 45 No. of Claims : 22

(12) PATENT APPLICATION PUBLICATION
(19) INDIA
(22) Date of filing of Application :28/03/2013
(21) Application No.1208/MUM/2013 A
(43) Publication Date : 03/07/2015

(54) Title of the invention : NEUROPROTECTIVE EFFECT OF CAROTENOIDS IN BRAIN

(51) International classification	:A61K31/07, A61K31/198
(31) Priority Document No	:NA
(32) Priority Date	:NA
(33) Name of priority country	:NA
(86) International Application No	:NA
Filing Date	:NA
(87) International Publication No	: NA
(61) Patent of Addition to Application Number	:NA
Filing Date	:NA
(62) Divisional to Application Number	:NA
Filing Date	:NA

(71)**Name of Applicant :**
1)OMNIACTIVE HEALTH TECHNOLOGIES LTD.
Address of Applicant :OMNIACTIVE HEALTH TECHNOLOGIES LTD. RAJAN HOUSE, APPASAHEB MARATHE MARG, PRABHADEVI, MUMBAI- 400025, MAHARASHTRA, INDIA
(72)**Name of Inventor :**
1)DR. JAYANT DESHPANDE
2)SHANKARANARAYANAN. J

(57) Abstract :
The present invention provides use of composition containing molecular dispersions of carotenoids for the prevention of neurodegenerative disorders which are safe for human consumption and are particularly useful as dietary supplements for nutrition and health promoting benefits. The present invention particularly relates to the use of highly water soluble composition with enhanced bioavailability containing at least 80% by weight of total xanthophylls, out of which the trans-lutein content is 80-95% w/w; (R,R)-zeaxanthin is 14-20% w/w; (R,S)-zeaxanthin is 0.01-1% w/w and traces of other carotenoids derived from the plant extracts/oleoresin containing xanthophylls/xanthophylls esters. The present invention also provides use of the said composition in treatment of neurodegenerative disorders when co-administered along with reduced dose of Levodopa and Carbidopa.

No. of Pages : 38 No. of Claims : 14

(12) PATENT APPLICATION PUBLICATION
(19) INDIA
(22) Date of filing of Application :05/07/2014
(21) Application No.1371/MUMNP/2014 A
(43) Publication Date : 03/07/2015

(54) Title of the invention : METHOD FOR MEASURING STABLE STATE TENSION OF TRANSMISSION BELT

(51) International classification :G01L5/10,B29D29/00,F16G5/20
(31) Priority Document No :2012-126461
(32) Priority Date :01/06/2012
(33) Name of priority country :Japan
(86) International Application No :PCT/JP2013/003401
Filing Date :29/05/2013
(87) International Publication No :WO 2013/179666
(61) Patent of Addition to Application Number :NA
Filing Date :NA
(62) Divisional to Application Number :NA
Filing Date :NA

(71)**Name of Applicant :**
1)BANDO CHEMICAL INDUSTRIES LTD.
Address of Applicant :6 6 Minatojima Minamimachi 4 chome Chuo ku Kobe shi Hyogo 6500047 Japan
(72)**Name of Inventor :**
1)SHINGAI Yuki

(57) Abstract :
A method for measuring the stable state tension of a transmission belt wherein while an endless transmission belt (B) in which a core wire composed of an organic fiber is buried in a rubber belt body is wound around a plurality of pulleys (62 63) the belt temperature is set higher than the glass transition point of the organic fiber composing the core wire and thereafter the belt tension of the transmission belt that is wound around the plurality of pulleys (62 63) is measured as stable state tension.

No. of Pages : 48 No. of Claims : 14

(12) PATENT APPLICATION PUBLICATION
(19) INDIA
(22) Date of filing of Application :30/08/2014
(21) Application No.1743/MUMNP/2014 A
(43) Publication Date : 03/07/2015

(54) Title of the invention : ROLLER SHADE WITH A COUNTERBALANCING DEVICE

(51) International classification :E06B9/62
(31) Priority Document No :1039408
(32) Priority Date :27/02/2012
(33) Name of priority country :Netherlands
(86) International Application No :PCT/NL2013/000008
Filing Date :27/02/2013
(87) International Publication No :WO 2013/129915
(61) Patent of Addition to Application Number :NA
Filing Date :NA
(62) Divisional to Application Number :NA
Filing Date :NA

(71)**Name of Applicant :**
1)HUNTER DOUGLAS INDUSTRIES B.V.
Address of Applicant :Piekstraat 2 NL 3071 EL Rotterdam Netherlands
(72)**Name of Inventor :**
1)BOHLEN Jrg
2)KOOP Lars

(57) Abstract :
A roller shade (1) including a flexible sheet member (9) having opposite parallel first and second edges (11 13) and a roller shaft (3) rotatable in each of two opposite directions of rotation. The flexible sheet member (9) being attached along its first edge (11) to the roller shaft (3) while the second edge (13) of the flexible sheet member (9) is freely depending from the roller shaft (3). A raised position of the roller shade (1) is defined when the flexible sheet member (9) is fully wound about the roller shaft (3) and a lowered position is defined when the flexible sheet member (9) is fully unwound from the roller shaft (3). The roller shade (1) further comprises a counterbalancing device 23 for balancing a portion of the flexible sheet member (9) that is unwound from the roller shaft (3). This counterbalancing device (23) has means (60) for storing a variable torque that is complementary to a variable weight of the portion of flexible sheet member (9) that is depending from the roller shaft (3). The variable torque thus stored prevents rotation of the roller shaft (3) due to the variable weight of the portion of flexible sheet member (9) depending from the roller shaft (3) in any position between the raised and lowered positions. The variable torque also increases as the second edge (13) of the flexible sheet member (9) is lowered. The means for storing variable torque notably includes a helically wound tension spring (60) operatively interposed between a stationary central rod (39) and the roller shaft.

No. of Pages : 23 No. of Claims : 22

(12) PATENT APPLICATION PUBLICATION
(19) INDIA
(22) Date of filing of Application :25/03/2013

(21) Application No.1060/MUM/2013 A
(43) Publication Date : 03/07/2015

(54) Title of the invention : BLADELESS FAN

(51) International classification	:F04D25/08, F04D13/02
(31) Priority Document No	:NA
(32) Priority Date	:NA
(33) Name of priority country	:NA
(86) International Application No	:NA
Filing Date	:NA
(87) International Publication No	: NA
(61) Patent of Addition to Application Number	:NA
Filing Date	:NA
(62) Divisional to Application Number	:NA
Filing Date	:NA

(71)**Name of Applicant :**
1)Bhavsar Swapnil Chandrakant
Address of Applicant :M-64/768, Chitrakut Apartment Sola Road, Naranpura Ahmedabad-380063 Gujarat, India
2)Jain Anjil Anvin
3)Shah Parin Kamalkumar
4)Dr. Vasani Rupesh Parmanand
(72)**Name of Inventor :**
1)Dr. Vasani Rupesh Parmanand
2)Shah Parin Kamalkumar
3)Jain Anjil Anvin
4)Bhavsar Swapnil Chandrakant
5)Patel Bhupendra Laljibhai

(57) Abstract :
The present invention of ˜Bladeless Fan™ is a specially designed fan that has no blades. This has a tube and brushless motor that draws air from the ˜Atmosphere™. This drawn air is fed to the specially designed tube that accelerates the flow of the air using an annular apparatus and airfoil shaped ramp in the ramp.

No. of Pages : 8 No. of Claims : 2

(12) PATENT APPLICATION PUBLICATION
(19) INDIA
(22) Date of filing of Application :08/07/2014
(21) Application No.1378/MUMNP/2014 A
(43) Publication Date : 03/07/2015

(54) Title of the invention : METALLOENZYME INHIBITOR COMPOUNDS

(51) International classification	:C07D401/06,C07D409/14,A61K31/4439
(31) Priority Document No	:61/569279
(32) Priority Date	:11/12/2011
(33) Name of priority country	:U.S.A.
(86) International Application No Filing Date	:PCT/US2012/068818 :10/12/2012
(87) International Publication No	:WO 2013/090210
(61) Patent of Addition to Application Number Filing Date	:NA :NA
(62) Divisional to Application Number Filing Date	:NA :NA

(71)**Name of Applicant :**
1)VIAMET PHARMACEUTICALS INC.
Address of Applicant :4505 Emperor Blvd. Suite 300 Durham NC 27703 U.S.A.
(72)**Name of Inventor :**
1)HOEKSTRA William J.
2)YATES Christopher M.

(57) Abstract :
The instant invention describes compounds having metalloenzyme modulating activity and methods of treating diseases disorders or symptoms thereof mediated by such metalloenzymes.

No. of Pages : 173 No. of Claims : 63

(12) PATENT APPLICATION PUBLICATION
(19) INDIA
(22) Date of filing of Application :21/07/2014
(21) Application No.1464/MUMNP/2014 A
(43) Publication Date : 03/07/2015

(54) Title of the invention : WATER IN OIL TYPE EMULSION SKIN COSMETIC

(51) International classification :A61K8/891,A61K8/06,A61K8/19
(31) Priority Document No :2012-005760
(32) Priority Date :16/01/2012
(33) Name of priority country :Japan
(86) International Application No :PCT/JP2012/081926
Filing Date :10/12/2012
(87) International Publication No :WO 2013/108515
(61) Patent of Addition to Application Number :NA
Filing Date :NA
(62) Divisional to Application Number :NA
Filing Date :NA

(71)**Name of Applicant :**
1)SHISEIDO COMPANY LTD.
Address of Applicant :5 5 Ginza 7 chome Chuo ku Tokyo 1040061 Japan
(72)**Name of Inventor :**
1)SASAKI Kazutaka

(57) Abstract :
The present invention is a water in oil type emulsion skin cosmetic characterized by comprising the following components (a) to (e): (a) 5 to 50 mass% of water; (b) 1 to 20 mass% of ethanol; (c) 2 to 50 mass% of a volatile oily component; (d) 0.1 to 5 mass% of carboxydecyl trisiloxane represented by formula (1); and (e) 2 to 50 mass% of at least one component selected from the group consisting of hydrophobized titanium oxide hydrophobized zinc oxide and hydrophobized iron oxide. The purpose of the present invention is to provide a water in oil type emulsion skin cosmetic containing a powder of the component (e) which is free from the feeling of lacking smoothness over time after being applied onto the skin has good compatibility with the skin upon application and is improved in stickiness after being applied onto the skin.

No. of Pages : 34 No. of Claims : 3

(12) PATENT APPLICATION PUBLICATION
(19) INDIA
(22) Date of filing of Application :01/08/2014
(21) Application No.1557/MUMNP/2014 A
(43) Publication Date : 03/07/2015

(54) Title of the invention : POUCH AND POUCH WITH ENCLOSED CONTENTS

(51) International classification :B65D33/25,B65D30/16,B65D33/01
(31) Priority Document No :2012-022409
(32) Priority Date :03/02/2012
(33) Name of priority country :Japan
(86) International Application No :PCT/JP2013/052353
Filing Date :01/02/2013
(87) International Publication No :WO 2013/115362
(61) Patent of Addition to Application Number :NA
Filing Date :NA
(62) Divisional to Application Number :NA
Filing Date :NA

(71)**Name of Applicant :**
1)TOPPAN PRINTING CO. LTD.
Address of Applicant :5 1 Taito 1 chome Taito ku Tokyo 1108560 Japan
(72)**Name of Inventor :**
1)SASAKI Noriyuki
2)KONDO Hideya

(57) Abstract :
Provided are a pouch capable of limiting the adherence of contents to the fastener and a pouch with enclosed contents. The pouch (100) comprises a bag with an internal space (119) for accommodating contents and a first opening (135) and a fastener (170) for opening and closing the first opening. The bag is suitable for placing contents into the internal space through the first opening. The bag also has a second opening (136) and is also suitable for placing contents into the internal space through the second opening.

No. of Pages : 75 No. of Claims : 14

(12) PATENT APPLICATION PUBLICATION
(19) INDIA
(22) Date of filing of Application :01/09/2014
(21) Application No.1750/MUMNP/2014 A
(43) Publication Date : 03/07/2015

(54) Title of the invention : AN EFFICIENT AND SCALABLE PROCESS FOR THE MANUFACTURE OF FONDAPARINUX SODIUM

(51) International classification :C07H13/04
(31) Priority Document No :NA
(32) Priority Date :NA
(33) Name of priority country :NA
(86) International Application No :PCT/US2012/023610
Filing Date :02/02/2012
(87) International Publication No :WO 2013/115817
(61) Patent of Addition to Application Number :NA
Filing Date :NA
(62) Divisional to Application Number :NA
Filing Date :NA

(71)**Name of Applicant :**
1)RELIABLE BIOPHARMACEUTICAL CORPORATION
Address of Applicant :1945 Walton Road St. Louis MO 63114 U.S.A.
(72)**Name of Inventor :**
1)PATEL Payal Parth
2)MA Chun
3)OHRR Kevin K.
4)NADJI Sourena

(57) Abstract :
The present invention relates to a process for the synthesis of the Factor Xa anticoagulent Fondaparinux and related compounds. The invention relates in addition to efficient and scalable processes for the synthesis of various intermediates useful in the synthesis of Fondaparinux and related compounds.

No. of Pages : 80 No. of Claims : 18

(12) PATENT APPLICATION PUBLICATION
(19) INDIA
(22) Date of filing of Application :01/09/2014
(21) Application No.1751/MUMNP/2014 A
(43) Publication Date : 03/07/2015

(54) Title of the invention : ACETONE STORAGE

(51) International classification :C07C45/78,C07C49/08,B65D88/02
(31) Priority Document No :12157255.6
(32) Priority Date :28/02/2012
(33) Name of priority country :EPO
(86) International Application No :PCT/EP2013/053789
Filing Date :26/02/2013
(87) International Publication No :WO 2013/127773
(61) Patent of Addition to Application Number :NA
Filing Date :NA
(62) Divisional to Application Number :NA
Filing Date :NA

(71)**Name of Applicant :**
1)BOREALIS AG
Address of Applicant :IZD Tower Wagramerstrasse 17 19 A 1220 Vienna Austria
(72)**Name of Inventor :**
1)DICKE Ren
2)LEITNER Andreas

(57) Abstract :
An acetone storage tank or acetone transfer pipe comprising stainless steel in which the amount of Cr is in the range 10.5 wt% to 20 wt%; the amount of Ni is = 9 wt% and the amount of Mo is 2 75%=Mo=0 wt% of the stainless steel.

No. of Pages : 23 No. of Claims : 15

(12) PATENT APPLICATION PUBLICATION
(19) INDIA
(22) Date of filing of Application :26/06/2014
(21) Application No.1297/MUMNP/2014 A
(43) Publication Date : 03/07/2015

(54) Title of the invention : INORGANIC DRY POWDER BUILDING COATING AND PREPARING METHOD THEREFOR

(51) International classification :C09D1/00,C04B 28/26
(31) Priority Document No :201110446699.00
(32) Priority Date :28/12/2011
(33) Name of priority country :China
(86) International Application No :PCT/CN2012/079966
Filing Date :10/08/2012
(87) International Publication No :WO 2013/097464
(61) Patent of Addition to Application Number :NA
Filing Date :NA
(62) Divisional to Application Number :NA
Filing Date :NA

(71)**Name of Applicant :**
1)QIANGTE ENERGY-SAVING MATERIALS CO. LTD.
Address of Applicant :NO. 178, JIUYE ROAD, QINGPU, DISTRICT SHANGHAI 201712, China
(72)**Name of Inventor :**
1)GUO, SILONG

(57) Abstract :
An inorganic dry powder building coating comprises inorganic gel system consisting of alkali metal silicates and hardener, organic re-dispersed emulsoid powder, and may also comprise filler, pigment and auxiliaries. The coating of the present invention has good storage stability, scrub resistance, weather resistance, and is easy to transport. No salting-out and no harmful substances, such as volatile organic compound, benzene, formaldehyde, heavy metal, appear after being solidified to perform film.

No. of Pages : 38 No. of Claims : 15

(12) PATENT APPLICATION PUBLICATION
(19) INDIA
(22) Date of filing of Application :26/06/2014
(21) Application No.1298/MUMNP/2014 A
(43) Publication Date : 03/07/2015

(54) Title of the invention : METHOD FOR PRODUCING L LYSINE USING MICROORGANISMS HAVING ABILITY TO PRODUCE L LYSINE

(51) International classification :C12N15/52,C12N15/63,C12N15/74
(31) Priority Document No :10-2011-0139527
(32) Priority Date :21/12/2011
(33) Name of priority country :Republic of Korea
(86) International Application No :PCT/KR2012/011328
Filing Date :21/12/2012
(87) International Publication No :WO 2013/095071
(61) Patent of Addition to Application Number :NA
Filing Date :NA
(62) Divisional to Application Number :NA
Filing Date :NA

(71)**Name of Applicant :**
1)CJ CHEILJEDANG CORPORATION
Address of Applicant :330 Dongho ro Jung gu Seoul 100 400 Republic of Korea
(72)**Name of Inventor :**
1)LEE Kwang Ho
2)LIM Sang Jo
3)MOON Jun Ok
4)JANG Jae Woo
5)PARK Su Jin
6)PARK Sang Hee

(57) Abstract :
The present invention relates to variant polynucleotides in which an initiation codon of each polynucleotide coding aspartate kinase; EC:2.7.2.4 (hereinafter LysC) transketolase; EC:2.2.1.1 (hereinafter Tkt) or pyruvate carboxylase; EC:6.4.1.1 (hereinafter Pyc) is substituted by ATG. The present invention also relates to a vector comprising the variant polynucleotides microorganisms transformed by the vector and to a method for producing L lysine using the microorganisms.

No. of Pages : 55 No. of Claims : 9

(12) PATENT APPLICATION PUBLICATION
(19) INDIA
(22) Date of filing of Application :26/06/2014
(21) Application No.1299/MUMNP/2014 A
(43) Publication Date : 03/07/2015

(54) Title of the invention : DEVICE AND METHOD FOR SIMULATING CHEMOSENSATION OF SMOKING

(51) International classification :A24F47/00
(31) Priority Document No :61/570660
(32) Priority Date :14/12/2011
(33) Name of priority country :U.S.A.
(86) International Application No :PCT/US2012/069214
Filing Date :12/12/2012
(87) International Publication No :WO 2013/090410
(61) Patent of Addition to Application Number :NA
Filing Date :NA
(62) Divisional to Application Number :NA
Filing Date :NA

(71)**Name of Applicant :**
1)SENTIENS LLC
Address of Applicant :11524 C Providence Road Suite 229 Charlotte North Carolina 28277 U.S.A.
(72)**Name of Inventor :**
1)VON BORSTEL Reid
2)TAN Dennis
3)SIVERLING John
4)TIMOKHINA Inna S.

(57) Abstract :
In one embodiment a device for simulating chemosensation of smoking includes an outer layer a porous medium and a chemesthetic agent. The porous medium is disposed within the outer layer. The chemesthetic agent is disposed within the porous medium and includes a Zingiberaceae extract that activates a TRP (transient receptor potential) channel. In another embodiment a device for simulating chemosensation of smoking includes an outer layer a porous medium and a chemesthetic agent. The porous medium is disposed within the outer layer. The chemesthetic agent is disposed within the porous medium and includes a Brassicaceae extract that activates a TRP channel.

No. of Pages : 41 No. of Claims : 30

(12) PATENT APPLICATION PUBLICATION
(19) INDIA
(22) Date of filing of Application :04/08/2014
(21) Application No.1564/MUMNP/2014 A
(43) Publication Date : 03/07/2015

(54) Title of the invention : FIRE RETARDANT THERMOPLASTIC COMPOSITIONS HAVING HIGH MECHANICAL STRENGTH IN PARTICULAR FOR ELECTRIC CABLES

(51) International classification :C08L51/06,C08L23/08,C08K3/18
(31) Priority Document No :12 50434
(32) Priority Date :17/01/2012
(33) Name of priority country :France
(86) International Application No :PCT/FR2013/050081
Filing Date :14/01/2013
(87) International Publication No :WO 2013/107971
(61) Patent of Addition to Application Number :NA
Filing Date :NA
(62) Divisional to Application Number :NA
Filing Date :NA

(71)**Name of Applicant :**
1)ARKEMA FRANCE
Address of Applicant :420 Rue dEstienne dOrves F 92700 Colombes France
(72)**Name of Inventor :**
1)LOERCH Elisabeth
2)QUINEBECHE Sbastien
3)PALLUAULT Vincent

(57) Abstract :
The present invention relates to a coupling agent for a fire retardant thermoplastic composition including a maleic anhydride grafted polyethylene having a melting point higher than 115°C (Celsius) characterized in that it also includes an ethylene/acrylate/maleic anhydride terpolymer the proportion of said terpolymer being 33 to 99.5 wt % of the mixture. The invention also relates to a composition including said coupling agent as well as to a cable or tube comprising a plurality of layers at least one of which is made from said composition.

No. of Pages : 25 No. of Claims : 13

(12) PATENT APPLICATION PUBLICATION
(19) INDIA
(22) Date of filing of Application :02/09/2014
(21) Application No.1758/MUMNP/2014 A
(43) Publication Date : 03/07/2015

(54) Title of the invention : POWER SOURCE CONTROL FOR MEDICAL CAPSULES

(51) International classification :A61B1/00,A61B1/045
(31) Priority Document No :61/603028
(32) Priority Date :24/02/2012
(33) Name of priority country :U.S.A.
(86) International Application No :PCT/US2013/023034
Filing Date :24/01/2013
(87) International Publication No :WO 2013/126178
(61) Patent of Addition to Application Number :NA
Filing Date :NA
(62) Divisional to Application Number :NA
Filing Date :NA

(71)**Name of Applicant :**
1)CAPSO VISION INC
Address of Applicant :Suite 250 18805 Cox Ave. Saratoga California 95070 U.S.A.
(72)**Name of Inventor :**
1)WILSON Gordon

(57) Abstract :
A power source apparatus and a system incorporating said power source for medical capsules are disclosed. Embodiments of the present invention allow the medical capsule to enable/disable electrical power supplied to a sub system in the capsule device without special tools and/or skills after the medical capsule is manufactured. In one embodiment the power source apparatus comprises a plunger responsive to a magnetic field a spring to interact with the plunger a battery and a control piece. The plunger is moved between first and second positions according to a magnetic field applied externally. Accordingly the control piece enables or disables the power depending on the plunger positions. In another embodiment a capsule system uses an electrical interconnect with pressure contacts between the power source and the capsule sub system connecting the second circuit board to the power output nodes.

No. of Pages : 31 No. of Claims : 24

(12) PATENT APPLICATION PUBLICATION
(21) Application No.1012/MUMNP/2014 A
(19) INDIA
(22) Date of filing of Application :26/05/2014
(43) Publication Date : 03/07/2015

(54) Title of the invention : TRIGGER AND CONTROL METHOD AND SYSTEM OF HUMAN COMPUTER INTERACTION OPERATION COMMAND AND LASER EMISSION DEVICE

(51) International classification :G06F3/033,G06F3/00
(31) Priority Document No :201110349911.1
(32) Priority Date :08/11/2011
(33) Name of priority country :China
(86) International Application No :PCT/CN2012/081405
Filing Date :14/09/2012
(87) International Publication No :WO 2013/067849
(61) Patent of Addition to Application Number :NA
Filing Date :NA
(62) Divisional to Application Number :NA
Filing Date :NA

(71)**Name of Applicant :**
1)TENCENT TECHNOLOGY (SHENZHEN) COMPANY LIMITED
Address of Applicant :Room 403 East Block 2 SEG Park Zhenxing Road Futian District Shenzhen Guangdong 518044 China
(72)**Name of Inventor :**
1)FANG Jin

(57) Abstract :
Disclosed are a trigger and control method and system of a human computer interaction operation command and an associated laser emission device the method comprising: utilizing a camera device to shoot a display area outputted by an image output device; determining the coordinate mapping transformation relationship between the shot display area and the original image outputted by the image output device; detecting a laser point in the shot display area determining the coordinates thereof and transforming the coordinates of the detected laser point into the coordinates in the original image outputted by the image output device according to the coordinate mapping transformation relationship; identifying the code signal of the laser point and when the laser point is identified to transmit the code signal corresponding to a certain human computer interaction operation command triggering the human computer interaction operation command corresponding to the code signal at the coordinates in the original image correspondingly transformed from the coordinate of the laser point. The present invention facilitates a user in conducting medium range and long range human computer interaction operations.

No. of Pages : 36 No. of Claims : 18

(12) PATENT APPLICATION PUBLICATION
(19) INDIA
(22) Date of filing of Application :25/03/2013
(21) Application No.1081/MUM/2013 A
(43) Publication Date : 03/07/2015

(54) Title of the invention : DC DIGITAL WATT METER

(51) International classification	:H02J11/00,G06J1/00, H02J13/00
(31) Priority Document No	:NA
(32) Priority Date	:NA
(33) Name of priority country	:NA
(86) International Application No	:NA
Filing Date	:NA
(87) International Publication No	: NA
(61) Patent of Addition to Application Number	:NA
Filing Date	:NA
(62) Divisional to Application Number	:NA
Filing Date	:NA

(71)**Name of Applicant :**
1)Bhavsar Swapnil Chandrakant
Address of Applicant :M-64/768, Chitrakut Apartment Sola Road, Naranpura Ahmedabad-380063 Gujarat, India
2)Jain Anjil Anvin
3)Shah Parin Kamalkumar
4)Dr. Vasani Rupesh Parmanand
(72)**Name of Inventor :**
1)Dr. Vasani Rupesh Parmanand
2)Shah Parin Kamalkumar
3)Jain Anjil Anvin
4)Bhavsar Swapnil Chandrakant
5)Dr. Akshai K. Aggarwal
6)Aditya Akshai Aggarwal

(57) Abstract :
The present invention a specially design DC digital watt meter having the input and output point, the DC meter will calculate the different power quantity and require power to run and the digital values are accurate in compare to the analog DC watt meter.

No. of Pages : 7 No. of Claims : 3

(12) PATENT APPLICATION PUBLICATION
(19) INDIA
(22) Date of filing of Application :25/03/2013
(21) Application No.1082/MUM/2013 A
(43) Publication Date : 03/07/2015

(54) Title of the invention : HOME MADE AIR CONDITIONER

(51) International classification	:F24F1/00, F24F7/00, F24J2/04
(31) Priority Document No	:NA
(32) Priority Date	:NA
(33) Name of priority country	:NA
(86) International Application No	:NA
Filing Date	:NA
(87) International Publication No	: NA
(61) Patent of Addition to Application Number	:NA
Filing Date	:NA
(62) Divisional to Application Number	:NA
Filing Date	:NA

(71)**Name of Applicant :**
1)Bhavsar Swapnil Chandrakant
Address of Applicant :M-64/768, Chitrakut Apartment Sola Road, Naranpura Ahmedabad-380063 Gujarat, India
2)Jain Anjil Anvin
3)Shah Parin Kamalkumar
4)Dr. Vasani Rupesh Parmanand
(72)**Name of Inventor :**
1)Dr. Vasani Rupesh Parmanand
2)Shah Parin Kamalkumar
3)Jain Anjil Anvin
4)Bhavsar Swapnil Chandrakant
5)Dr. Akshai K. Aggarwal
6)Aditya Akshai Aggarwal

(57) Abstract :
The present invention a normal table fan is converted into the AC with the help of the copper pipe and cold water is allowed to flow into the copper pipe and there is a cold water tank is there so the electricity is used to generate the cooling effect.

No. of Pages : 13 No. of Claims : 3

(12) PATENT APPLICATION PUBLICATION
(19) INDIA
(22) Date of filing of Application :02/09/2014
(21) Application No.1760/MUMNP/2014 A
(43) Publication Date : 03/07/2015

(54) Title of the invention : METHODS AND COMPOSITIONS FOR DIAGNOSIS AND PROGNOSIS OF RENAL INJURY AND RENAL FAILURE

(51) International classification	:G01N33/573, C12M1/34
(31) Priority Document No	:61/603926
(32) Priority Date	:27/02/2012
(33) Name of priority country	:U.S.A.
(86) International Application No	:PCT/US2013/028005
Filing Date	:27/02/2013
(87) International Publication No	:WO 2013/130594
(61) Patent of Addition to Application Number	:NA
Filing Date	:NA
(62) Divisional to Application Number	:NA
Filing Date	:NA

(71)**Name of Applicant :**
1)ASTUTE MEDICAL INC.
Address of Applicant :Blg 2 R. 645 3550 General Atomics Court San Diego CA 92121 U.S.A.
(72)**Name of Inventor :**
1)ANDERBERG Joseph
2)GRAY Jeff
3)MCPHERSON Paul
4)NAKAMURA Kevin
5)KAMPF James Patrick

(57) Abstract :
The present invention relates to methods and compositions for monitoring diagnosis prognosis and determination of treatment regimens in subjects suffering from or suspected of having a renal injury. In particular the invention relates to using a one or more assays configured to detect Chitinase 3 like protein 1 as a predictive biomarker in renal injuries.

No. of Pages : 74 No. of Claims : 90

(12) PATENT APPLICATION PUBLICATION
(19) INDIA
(22) Date of filing of Application :02/09/2014

(21) Application No.1761/MUMNP/2014 A
(43) Publication Date : 03/07/2015

(54) Title of the invention : IMPROVED PUMPING UNIT AND METHOD FOR CONTROLLING SUCH A PUMPING UNIT

(51) International classification	:F04B37/02,F04B37/14,F04B41/06
(31) Priority Document No	:00285/12
(32) Priority Date	:05/03/2012
(33) Name of priority country	:Switzerland
(86) International Application No	:PCT/EP2013/054396
Filing Date	:05/03/2013
(87) International Publication No	:WO 2013/131911
(61) Patent of Addition to Application Number	:NA
Filing Date	:NA
(62) Divisional to Application Number	:NA
Filing Date	:NA

(71)**Name of Applicant :**
1)ATELIERS BUSCH SA
Address of Applicant :rue des Moissons Zone Industrielle CH 2906 Chevenez Switzerland
(72)**Name of Inventor :**
1)ALERS Paul

(57) Abstract :
The present invention relates to a pumping unit (IP) comprising at least one first positive displacement machine (10) and one second positive displacement machine (20) as well as a control module (MC) in which unit a gas (G) is discharged from an enclosed volume (VE) by means of the first positive displacement machine (10) and/or the second positive displacement machine (20). In addition the pumping unit (IP) comprises at least one control valve (VC) controlled by the control module (MC) and a pressure sensor (CP) for sensing the value of the pressure at the outlet of the first positive displacement machine (10) and/or a temperature sensor (TP) for sensing the value of the temperature at the outlet of the first positive displacement machine (10) in order to control the flow of gas (G) between the enclosed volume (VE) and the outlet of the pumping unit (IP).

No. of Pages : 29 No. of Claims : 15

(12) PATENT APPLICATION PUBLICATION
(21) Application No.1479/MUMNP/2014 A
(19) INDIA
(22) Date of filing of Application :22/07/2014
(43) Publication Date : 03/07/2015

(54) Title of the invention : DETACHABLE PLUG CONNECTION

(51) International classification :F16L37/084,F16L37/098
(31) Priority Document No :20 2012 000 597.9
(32) Priority Date :13/01/2012
(33) Name of priority country :Germany
(86) International Application No :PCT/EP2013/000019
Filing Date :07/01/2013
(87) International Publication No :WO 2013/104533
(61) Patent of Addition to Application Number :NA
Filing Date :NA
(62) Divisional to Application Number :NA
Filing Date :NA

(71)**Name of Applicant :**
1)NEOPERL GMBH
Address of Applicant :Klosterrunsstrasse 11 79379 M¼llheim, Germany
(72)**Name of Inventor :**
1)KURY Werner

(57) Abstract :
The invention relates to a detachable plug connection (1) comprising a tubular insert piece (2) which supports at least one retaining projection (3) on its external circumference a sleeve shaped receiving piece (4) the interior of which is used to insert the tubular insert piece (2) and a connection element (5) which is connected to the receiving piece (4) on which at least one retaining edge (6 7) which is directed inwards and can be bent or pivoted upwards engages behind the retaining projection (3) after pushing in the insert piece (2). According to the invention said connection also comprises a sleeve shaped securing element (8) which surrounds the connection element (5) in a sliding manner such that the securing element (8) can be displaced between a release position in which the axial sliding movement of the securing element (8) can be transformed into an opening movement of the retaining edge(s) (6 7) oriented transversally thereto and a securing position in which the securing element (8) surrounds the connection element (5) such that the connection element (5) cannot be bent upwards in the region of the retaining edge(s) (6 7) and such that the connection element (5) projects at least in parts above the securing element (8) in an intermediate or coupling position of the securing element (8) in such a manner that the retaining edge(s) (6 7) can be bent upwards when the retaining projection (3) on the insert piece (2) is pushed in.

No. of Pages : 26 No. of Claims : 22

(12) PATENT APPLICATION PUBLICATION
(21) Application No.1767/MUMNP/2014 A
(19) INDIA
(22) Date of filing of Application :03/09/2014
(43) Publication Date : 03/07/2015

(54) Title of the invention : INFORMATION PROCESSING METHOD INFORMATION PROCESSING DEVICE AND INFORMATION PROCESSING SYSTEM

(51) International classification :H04N7/173
(31) Priority Document No :2012-059995
(32) Priority Date :16/03/2012
(33) Name of priority country :Japan
(86) International Application No :PCT/JP2013/055885
Filing Date :04/03/2013
(87) International Publication No :WO 2013/137048
(61) Patent of Addition to Application Number :NA
Filing Date :NA
(62) Divisional to Application Number :NA
Filing Date :NA

(71)**Name of Applicant :**
1)SONY CORPORATION
Address of Applicant :1 7 1 Konan Minato ku Tokyo 1080075 Japan
(72)**Name of Inventor :**
1)SEKI Hiroki

(57) Abstract :
The present technology relates to an information processing method an information processing device and an information processing system with which it is possible to more easily provide an environment which is suited to a service. An information acquisition unit acquires from a server which is connected thereto over a network setting information which is supplied for each service which is provided over a network and which represents a setting relating to a function of an application which is employed in using a service. An application control unit controls the activation of the application with a setting which is represented with the acquired setting information. It would be possible to apply the present technology to a television receiver with which a network service is provided as an example.

No. of Pages : 35 No. of Claims : 6

(12) PATENT APPLICATION PUBLICATION
(19) INDIA
(22) Date of filing of Application :04/09/2014
(21) Application No.1768/MUMNP/2014 A
(43) Publication Date : 03/07/2015

(54) Title of the invention : METHOD AND APPARATUS FOR DISCONTINUOUS RECEPTION OF CONNECTED TERMINAL IN A MOBILE COMMUNICATION SYSTEM

(51) International classification :H04B 7/26
(31) Priority Document No :10-2006-0027986
(32) Priority Date :28/03/2006
(33) Name of priority country :Republic of Korea
(86) International Application No :PCT/KR2007/001520
Filing Date :28/03/2007
(87) International Publication No :WO/2007/111480
(61) Patent of Addition to Application Number :NA
Filing Date :NA
(62) Divisional to Application Number :2018/MUMNP/2008
Filed on :19/09/2008

(71)**Name of Applicant :**
1)SAMSUNG ELECTRONICS CO., LTD.
Address of Applicant :416, Maetan-dong, Yeongtong-gu, Suwon-si, Gyeonggi-do,442-742 Republic of Korea
(72)**Name of Inventor :**
1)KIM, Soeng-Hun
2)KWAK, No-Jun
3)VAN LIESHOUT, Gert Jan
4)VAN DER VELDE, Himke

(57) Abstract :
A method and apparatus for performing a Discontinuous Reception (DRX) operation of a connected User Equipment (UE) in a mobile communication system are provided. For a packet service, adjusting an active period length according to the requirements of traffic at a reception time provides a DRX operation. Also, the UE enters into a sleep mode after confirming successful reception of packets including retransmission packets and sending an RLC ACK signal for the packets.

No. of Pages : 42 No. of Claims : 45

(12) PATENT APPLICATION PUBLICATION
(21) Application No.1232/MUMNP/2014 A
(19) INDIA
(22) Date of filing of Application :17/06/2014
(43) Publication Date : 03/07/2015

(54) Title of the invention : APPLICATION OF FLUORINE DOPED TIN (IV) OXIDE SNO2:F FOR MAKING A HEATING LAYER ON A PHOTOVOLTAIC PANEL AND THE PHOTOVOLTAIC PANEL

(51) International classification :H01L31/042
(31) Priority Document No :12460005.7
(32) Priority Date :16/02/2012
(33) Name of priority country :EPO
(86) International Application No :PCT/PL2013/000017
Filing Date :14/02/2013
(87) International Publication No :WO 2013/122489
(61) Patent of Addition to Application Number :NA
Filing Date :NA
(62) Divisional to Application Number :NA
Filing Date :NA

(71)**Name of Applicant :**
1)ML SYSTEM Sp³lka z ograniczona odpowiedzialnoscia
Address of Applicant :ul. Warszawska 50 d 35 230 Rzesz³w Poland
(72)**Name of Inventor :**
1)SKUPIEN Krzystof
2)BORATYNSKI Pawel
3)STANEK Edyta
4)CYCON Dawid

(57) Abstract :
The invention consists in application of fluorine doped tin (IV) oxide SnO:F (FTO) for making a heating layer on a photovoltaic panel. The invention consists also in a photovoltaic panel characterized in that its front part (1) is covered with a conductive layer (2) of fluorine doped tin (IV) oxide SnO:F with the electrodes (3) deposited thereon. The conductive layer (2) becomes a heating layer when connected to the source of electric current. In preferred embodiment a transarent polymer film (4) is applied thereon inseparably and permanently bound with the conductive layer (2) of fluorine doped tin (IV) oxide SnO:F and the photovoltaic cell (5).

No. of Pages : 7 No. of Claims : 8

(12) PATENT APPLICATION PUBLICATION
(21) Application No.1310/MUMNP/2014 A
(19) INDIA
(22) Date of filing of Application :28/06/2014
(43) Publication Date : 03/07/2015

(54) Title of the invention : MINERAL ADDITIVE BLEND COMPOSITIONS AND METHODS FOR OPERATING COMBUSTORS FOR AVOIDING PROBLEMS SUCH AS AGGLOMERATION DEPOSITION CORROSION AND REDUCING EMISSIONS

(51) International classification :C10L9/10,C10L10/02,C10L10/06
(31) Priority Document No :11290589.8
(32) Priority Date :21/12/2011
(33) Name of priority country :EPO
(86) International Application No :PCT/EP2012/076838
Filing Date :21/12/2012
(87) International Publication No :WO 2013/093097
(61) Patent of Addition to Application Number :NA
Filing Date :NA
(62) Divisional to Application Number :NA
Filing Date :NA

(71)**Name of Applicant :**
1)KENTUCKY TENNESSEE CLAY CO.
Address of Applicant :100 Mansell Court East Suite 300 Roswell GA 30076 U.S.A.
(72)**Name of Inventor :**
1)LANDON Thomas E.
2)OSBY James David
3)RAVAGNANI Christian
4)PERRONNET Murielle

(57) Abstract :
Mineral additive blend compositions and a method for operating a furnace are provided in order to avoid combustion problems such as agglomeration deposition corrosion and reducing emissions. A method for operating a furnace such as a fluidized bed reactor pulverized fuel combustor grate combustor includes introducing fuel and a mineral additive blend comprising a clay and a functional mineral into the furnace. The method further includes heating at least a portion of the inorganic compound containing material and clay such that at least a portion of the clay is at least partially calcined and the at least partially calcined clay and functional mineral adsorbs at least a portion of the inorganic volatile compounds present in the furnace and react with the ash produced during fuel combustion increasing its refractoriness. The method further includes removing at least a portion of the at least partially calcined clay and adsorbed inorganic compounds from the furnace.

No. of Pages : 76 No. of Claims : 145

(12) PATENT APPLICATION PUBLICATION
(19) INDIA
(22) Date of filing of Application :10/07/2014
(21) Application No.1397/MUMNP/2014 A
(43) Publication Date : 03/07/2015

(54) Title of the invention : CODING OF COEFFICIENTS IN VIDEO CODING

(51) International classification :H04N7/50,H03M7/40,H04N7/26
(31) Priority Document No :61/589384
(32) Priority Date :22/01/2012
(33) Name of priority country :U.S.A.
(86) International Application No :PCT/US2013/022178
Filing Date :18/01/2013
(87) International Publication No :WO 2013/109914
(61) Patent of Addition to Application Number :NA
Filing Date :NA
(62) Divisional to Application Number :NA
Filing Date :NA

(71)**Name of Applicant :**
1)QUALCOMM INCORPORATED
Address of Applicant :Attn: International IP Administration 5775 Morehouse Drive San Diego California 92121 1714 U.S.A
(72)**Name of Inventor :**
1)JOSHI Rajan Laxman
2)CHEN Jianle
3)CHIEN Wei Jung
4)SEREGIN Vadim
5)SOLE ROJALS Joel
6)KARCZEWICZ Marta

(57) Abstract :
A video encoder performs multiple coding passes on coefficients in a coefficient block. During each coding pass the video encoder encodes a different set of syntax elements for coefficients in the coefficient block. A video decoder uses the syntax elements for a coefficient to determine the value of the coefficient. When the video encoder performs a coding pass the video encoder selects a coding context for a syntax element based at least in part on a syntax element generated in an earlier coding pass for a non causal coefficient and based at least in part on a value of a syntax element generated during the current coding pass for a causal coefficient. The video encoder entropy encodes the syntax element based on the selected coding context. A video decoder performs a similar series of coding passes in which the video decoder selects coding contexts and entropy decodes the syntax elements.

No. of Pages : 101 No. of Claims : 44

(12) PATENT APPLICATION PUBLICATION
(19) INDIA
(22) Date of filing of Application :04/09/2014
(21) Application No.1773/MUMNP/2014 A
(43) Publication Date : 03/07/2015

(54) Title of the invention : NON VOLATILE MEMORY ASSEMBLIES

(51) International classification :G11C16/34,G11C16/10,G06F11/14
(31) Priority Document No :NA
(32) Priority Date :NA
(33) Name of priority country :NA
(86) International Application No :PCT/EP2012/055428
Filing Date :27/03/2012
(87) International Publication No :WO 2013/143578
(61) Patent of Addition to Application Number :NA
Filing Date :NA
(62) Divisional to Application Number :NA
Filing Date :NA

(71)**Name of Applicant :**
1)ALSTOM TECHNOLOGY LTD
Address of Applicant :Brown Boveri Strasse 7 CH 5400 Baden Switzerland
(72)**Name of Inventor :**
1)STOTT Timothy James
2)COUCH Philip Robin

(57) Abstract :
A non volatile memory assembly (10) for use in a programmable device within a power transmission network comprises a non volatile reprogrammable primary memory portion (12) and a secondary memory portion (14). The non volatile memory assembly (10) also includes a controller (16) that is configured to direct a programmable device to access data from the secondary memory portion (14); refresh the data in the primary memory portion (12) with data from the secondary memory portion (14); and direct the programmable device to access data from the primary memory portion (12).

No. of Pages : 33 No. of Claims : 18

(12) PATENT APPLICATION PUBLICATION
(21) Application No.1399/MUMNP/2014 A
(19) INDIA
(22) Date of filing of Application :10/07/2014
(43) Publication Date : 03/07/2015

(54) Title of the invention : FORMING DEVICE AND CONSTRUCTION METHOD USING FORMING DEVICE

(51) International classification :E04F21/20,C09J5/00
(31) Priority Document No :2012-004528
(32) Priority Date :12/01/2012
(33) Name of priority country :Japan
(86) International Application No :PCT/JP2012/055484
Filing Date :02/03/2012
(87) International Publication No :WO 2013/105273
(61) Patent of Addition to Application Number :NA
Filing Date :NA
(62) Divisional to Application Number :NA
Filing Date :NA

(71)**Name of Applicant :**
1)OOPARTS ASIA PTE. LTD.
Address of Applicant :46 Mayo Street 02 04 Singapore 208322 Singapore
(72)**Name of Inventor :**
1)KOMURA Masato
2)AWASHIMA Ichiro

(57) Abstract :
Provided is a forming device for forming an adhesive composition so that tiles can be reliably laid on a laying surface. A forming device for forming an adhesive composition into a ridged shape in a laying surface on which tiles are laid is characterized by being provided with: a stationary blade (40a) in which a plurality of plate shaped tongues are disposed in a planar fashion and the respective base ends of the tongues are linearly arranged with a gap having a predetermined length therebetween; a graspable main body (21) which secures the stationary blade and is disposed on the stationary blade so as to be movable sideways while pressing the stationary blade from above; a storage space (70) which is defined on the underside of the main body (21) and on the traveling direction side of the lateral movement of the stationary blade (40a); a weir member (81) which is affixed to the main body (21) or the stationary blade (40a) so as to be movable relative to the stationary blade (40a) and is able to define the upper ends of the gaps (42) formed in the stationary blade (40a) and characterized in that in the ridged shape the volume filling factor between the tiles and the laying surface is adjusted in consideration of the pressure bonding margin of the tiles.

No. of Pages : 124 No. of Claims : 17

(12) PATENT APPLICATION PUBLICATION
(19) INDIA
(22) Date of filing of Application :06/08/2014
(21) Application No.1583/MUMNP/2014 A
(43) Publication Date : 03/07/2015

(54) Title of the invention : ELECTRIC AUTOMOBILE

(51) International classification :B60K1/00,B60G3/00,B60T8/17
(31) Priority Document No :2012-036364
(32) Priority Date :22/02/2012
(33) Name of priority country :Japan
(86) International Application No :PCT/JP2013/051446
Filing Date :24/01/2013
(87) International Publication No :WO 2013/125287
(61) Patent of Addition to Application Number :NA
Filing Date :NA
(62) Divisional to Application Number :NA
Filing Date :NA

(71)**Name of Applicant :**
1)NTN CORPORATION
Address of Applicant :3 17 Kyomachibori 1 chome Nishi ku Osaka shi Osaka 5500003 Japan
(72)**Name of Inventor :**
1)HIRAI Isao
2)YAMAMOTO Tetsuya
3)YAMADA Wataru

(57) Abstract :
An electric automobile (11) is provided with: a body (13) including a vehicle body frame; a drive module (22) provided with a sub frame attachable to and detachable from the vehicle body frame a drive wheel and a motor mounted to the sub frame the motor for imparting a drive force to the drive wheel and the drive module (22) including a drive device (29) for causing the electric automobile to start or accelerate a drive wheel suspension device (30) mounted to the sub frame a drive wheel braking device (31) for causing the electric automobile (11) to stop or decelerate and other components; a connection unit (52) for maintaining the positioning of the body (13) and the drive module (22) relative to each other when the sub frame is mounted to the vehicle body frame and connecting the body (13) and the drive module (22) using a signal line (57b) or the like; and a control unit (53) for controlling the drive module (22) by an input signal inputted from the body (13) side via the signal line (57b) connected by the connection unit (52).

No. of Pages : 39 No. of Claims : 16

(12) PATENT APPLICATION PUBLICATION
(19) INDIA
(22) Date of filing of Application :05/09/2014
(21) Application No.1776/MUMNP/2014 A
(43) Publication Date : 03/07/2015

(54) Title of the invention : APPLICATION PROGRAM STARTUP METHOD AND APPARATUS

(51) International classification :G06F9/445
(31) Priority Document No :201210067122.3
(32) Priority Date :14/03/2012
(33) Name of priority country :China
(86) International Application No :PCT/CN2013/072145
Filing Date :04/03/2013
(87) International Publication No :WO 2013/135145
(61) Patent of Addition to Application Number :NA
Filing Date :NA
(62) Divisional to Application Number :NA
Filing Date :NA

(71)**Name of Applicant :**
1)TENCENT TECHNOLOGY (SHENZHEN) COMPANY LIMITED
Address of Applicant :Room 403 East Block 2 SEG Park Zhenxing Road Futian District Shenzhen Guangdong 518044 China
(72)**Name of Inventor :**
1)BIAN Chao
2)ZHU Wenhuan

(57) Abstract :
The present invention pertaining to the field of computer technologies discloses an application startup method and apparatus. The method includes: loading upon receiving an instruction for starting up an application program prefetch data corresponding to the application program where the prefetch data includes at least one file block corresponding to at least one page fault occurred during a history startup process of the application program; and loading code of the application program to start up the application program. The apparatus includes: a prefetch data loading module and a code loading module. According to the present invention the number of page faults occurred during the startup process of the application program because a process cannot be mapped to a valid physical page when accessing a virtual page is greatly reduced. Further since before the code of the application program is loaded instead of all file blocks during the initial startup of the application program only the file block(s) corresponding to page fault(s) is loaded frequent memory page flipping and file flipping during the loading process of the application program are mitigated and startup speed and startup efficiency of the application program are improved.

No. of Pages : 37 No. of Claims : 10

(12) PATENT APPLICATION PUBLICATION
(21) Application No.1308/MUMNP/2014 A
(19) INDIA
(22) Date of filing of Application :27/06/2014
(43) Publication Date : 03/07/2015

(54) Title of the invention : UNDERGROUND COAL GASIFICATION AND LINKAGE METHOD

(51) International classification :E21B43/295
(31) Priority Document No :201110388215.1
(32) Priority Date :30/11/2011
(33) Name of priority country :China
(86) International Application No :PCT/CN2012/085354
Filing Date :27/11/2012
(87) International Publication No :WO 2013/078980
(61) Patent of Addition to Application Number :NA
Filing Date :NA
(62) Divisional to Application Number :NA
Filing Date :NA

(71)**Name of Applicant :**
1)ENN COAL GASIFICATION MINING CO. LTD.
Address of Applicant :Huaxiang Road,Economic and Technology Development Zone LangFang Hebei 065001 China
(72)**Name of Inventor :**
1)PANG Xulin
2)CHEN Feng
3)WANG Shipeng
4)LIU Gang
5)ZHANG Shuchuan
6)ZHANG Ming

(57) Abstract :
An underground coal gasification and linkage method comprises the following steps: a) establishing a fire region (4; 21) in a bottom coal layer of a first drill hole (1; 11; 22); b) taking another existing drill hole outside the fire region or a newly drilled drill hole as a second drill hole (2; 13 14 15; 23 24 25) and mechanically and directionally drilling a nearby coal layer near the bottom of the first drill hole near the fire region through the lower end of the second drill hole so as to link the nearby coal layer thereby forming in the nearby coal layer a directional passage (5; 17; 27) communicating with the fire region; and c) conveying oxygen containing gas to the fire region through the second drill hole and the directional passage and performing hot working on the directional passage so as to expand the directional passage thereby forming a gasification passage used for an underground coal gasification furnace.

No. of Pages : 30 No. of Claims : 25

(12) PATENT APPLICATION PUBLICATION
(19) INDIA
(22) Date of filing of Application :05/08/2014
(21) Application No.1576/MUMNP/2014 A
(43) Publication Date : 03/07/2015

(54) Title of the invention : 3D RF L C FILTERS USING THROUGH GLASS VIAS

(51) International classification :H03H7/01,H03H7/09
(31) Priority Document No :61/597953
(32) Priority Date :13/02/2012
(33) Name of priority country :U.S.A.
(86) International Application No :PCT/US2013/025620
Filing Date :11/02/2013
(87) International Publication No :WO 2013/122887
(61) Patent of Addition to Application Number :NA
Filing Date :NA
(62) Divisional to Application Number :NA
Filing Date :NA

(71)**Name of Applicant :**
1)QUALCOMM INCORPORATED
Address of Applicant :Attn: International IP Administration 5775 Morehouse Drive San Diego California 92121 U.S.A.
(72)**Name of Inventor :**
1)YUN Changhan
2)ZUO Chengjie
3)LO Chi Shun
4)KIM Jonghae
5)VELEZ Mario F.

(57) Abstract :
Three dimensional (3D) Radio Frequency (RF) inductor capacitor (LC) band pass filters having through glass vias (TGVs). One such L C filter circuit includes a glass substrate a first portion of a first inductor formed on a first surface of the glass substrate a second portion of the first inductor formed on a second surface of the glass substrate and a first set of TGVs configured to connect the first and second portions of the first inductor. Additionally the L C filter circuit can include a second inductor similar to the first inductor and a metal insulator metal (MIM) capacitor formed between the first and second inductor such that the first and second inductor are coupled through the MIM capacitor.

No. of Pages : 33 No. of Claims : 26

(12) PATENT APPLICATION PUBLICATION
(19) INDIA
(22) Date of filing of Application :04/09/2014
(21) Application No.1770/MUMNP/2014 A
(43) Publication Date : 03/07/2015

(54) Title of the invention : SIDE CHAIN PROTECTED OLIGOPEPTIDE FRAGMENT CONDENSATION USING SUBTILISINS IN ORGANIC SOLVENTS

(51) International classification :C07K1/02,C07K1/04,C07K7/06
(31) Priority Document No :12157571.6
(32) Priority Date :29/02/2012
(33) Name of priority country :EPO
(86) International Application No:PCT/NL2013/050125
Filing Date :28/02/2013
(87) International Publication No :WO 2013/129926
(61) Patent of Addition to Application Number :NA
Filing Date :NA
(62) Divisional to Application Number :NA
Filing Date :NA

(71)**Name of Applicant :**
1)ENZYPEP B.V.
Address of Applicant :Urmonderbaan 22 Chemelot Campus gebouw 93 (0933220) NL 6167 RD Geleen Netherlands
(72)**Name of Inventor :**
1)QUAEDFLIEG Peter Jan Leonard Mario
2)NUIJENS Timo

(57) Abstract :
Method for enzymatically synthesising an oligopeptide comprising the coupling of an (optionally N protected) protected oligopeptide ester with an (optionally C protected) protected oligopeptide nucleophile in an organic solvent or an organic solvent mixture having a water content of 0.1 vol% or less by a subtilisin in any possible form.

No. of Pages : 55 No. of Claims : 17

(12) PATENT APPLICATION PUBLICATION
(19) INDIA
(22) Date of filing of Application :04/09/2014
(21) Application No.1771/MUMNP/2014 A
(43) Publication Date : 03/07/2015

(54) Title of the invention : AN INNOVATION EXPERT SYSTEM IES AND ITS PTR DATA STRUCTURE PTR DS

(51) International classification :G06N5/02,G06N5/04
(31) Priority Document No :61/610656
(32) Priority Date :14/03/2012
(33) Name of priority country :U.S.A.
(86) International Application No :PCT/EP2013/055238
Filing Date :14/03/2013
(87) International Publication No :WO 2013/135814
(61) Patent of Addition to Application Number :NA
Filing Date :NA
(62) Divisional to Application Number :NA
Filing Date :NA

(71)**Name of Applicant :**
1)SIGRAM SCHINDLER BETEILIGUNGSGESELLSCHAFT MBH
Address of Applicant :Ernst Reuter Platz 8 10587 Berlin Germany
(72)**Name of Inventor :**
1)SCHINDLER Sigram

(57) Abstract :
The claimed Innovation Expert System IES and for a given innovation/invention the claimed Data Structure DS structurally being the same for any innovation/invention meet two kinds of functional requirements. They support: (I) determining all the innovation s/invention s technical/legal relations to given prior art information (II) instantly recognizing and answering any reasonable query about any such relation alias fact. Functionality (I) enables generating/providing functionality (II) jointly implemented by IES and DS also usable by other expert systems. DS results from screening the innovation for technical/legal informal fundamental facts transforming them into technical/legal formal fundamental facts these into technical/legal primary facts these into technical/legal secondary semantic/creative/inventive and pragmatic facts and these into argument chains being the final technical/ legal facts. All facts use the number and kinds of independent creative/inventive concepts alias thoughts needed for finding/qualifying the invention over prior art as induced by HIGHEST COURTS of Germany and recently the US.

No. of Pages : 93 No. of Claims : 30

(12) PATENT APPLICATION PUBLICATION
(21) Application No.1089/MUM/2013 A
(19) INDIA
(22) Date of filing of Application :25/03/2013
(43) Publication Date : 03/07/2015

(54) Title of the invention : STORED ENERGY ACTUATING SYSTEM FOR CIRCUIT BREAKERS

(51) International classification	:H01H3/00, H01H3/30
(31) Priority Document No	:NA
(32) Priority Date	:NA
(33) Name of priority country	:NA
(86) International Application No	:NA
Filing Date	:NA
(87) International Publication No	: NA
(61) Patent of Addition to Application Number	:NA
Filing Date	:NA
(62) Divisional to Application Number	:NA
Filing Date	:NA

(71)**Name of Applicant :**
1)LARSEN & TOUBRO LIMITED
Address of Applicant :LARSEN & TOUBRO LIMITED L&T HOUSE, BALLARD ESTATE, P. O. BOX: 278, MUMBAI 400 001, Maharashtra India
(72)**Name of Inventor :**
1)BHANWAR LAL BISHNOI
2)CAUSHALYA SAKADEVAN

(57) Abstract :
Disclosed is a stored energy actuating system for circuit breakers. The system includes an auxiliary module mounted on an UV accessory mounting cavity, a stored energy operating mechanism (SEOM) capable of being opening contacts, and an energy operating mechanism (EOM) coordinator for disabling the SEOM by communicating actual status of the circuit breaker remotely. The SEOM and the microprocessor based release are connected to the auxiliary module through buses

No. of Pages : 10 No. of Claims : 3

(12) PATENT APPLICATION PUBLICATION
(19) INDIA
(22) Date of filing of Application :11/07/2014
(21) Application No.1401/MUMNP/2014 A
(43) Publication Date : 03/07/2015

(54) Title of the invention : METHOD OF MANAGING THE CONNECTIVITY OF A TERMINAL

(51) International classification	:H04W12/08,H04W60/02,H04W4/00
(31) Priority Document No	:1161492
(32) Priority Date	:12/12/2011
(33) Name of priority country	:France
(86) International Application No	:PCT/EP2012/075282
Filing Date	:12/12/2012
(87) International Publication No	:WO 2013/087720
(61) Patent of Addition to Application Number	:NA
Filing Date	:NA
(62) Divisional to Application Number	:NA
Filing Date	:NA

(71)**Name of Applicant :**
1)BUZZINBEES
Address of Applicant :18 Rue de la Tuilerie F 38170 Seyssinet Pariset France
(72)**Name of Inventor :**
1)LAMBERTON Marc
2)ANSLOT Michel
3)COPPE Gilles
4)BOUCKAERT Philippe

(57) Abstract :
The invention proposes in particular a method of managing the connectivity of a terminal (1) connectable to a cellular communication network (3) characterized in that it comprises the following steps carried out in the terminal: if the terminal is already connected to the network (3): · on completion of the dispatching of messages or after a predetermined duration following the dispatching of messages determining whether conditions of configurations required in order to maintain a connection of the terminal to the network (3) are all satisfied · maintaining the connection of the terminal to the network (3) and authorizing the dispatching of the messages only if the conditions of configurations required to establish a connection of the terminal to the network (3) are all satisfied otherwise interrupting the connection of the terminal to the network (3) · receiving from a management module (7) remote from the terminal (1) a signalling message ordering a disconnection of the terminal (1). Furthermore the invention also pertains to a computer program product able to execute the method of managing connectivity.

No. of Pages : 33 No. of Claims : 27

(12) PATENT APPLICATION PUBLICATION
(19) INDIA
(22) Date of filing of Application :20/08/2014
(21) Application No.1678/MUMNP/2014 A
(43) Publication Date : 03/07/2015

(54) Title of the invention : METHOD FOR BLENDING COAL BLENDED COAL AND METHOD FOR PRODUCING COKE

(51) International classification :C10B57/04
(31) Priority Document No :2012-071519
(32) Priority Date :27/03/2012
(33) Name of priority country :Japan
(86) International Application No :PCT/JP2013/001980
Filing Date :25/03/2013
(87) International Publication No :WO 2013/145678
(61) Patent of Addition to Application Number :NA
Filing Date :NA
(62) Divisional to Application Number :NA
Filing Date :NA

(71)**Name of Applicant :**
1)JFE STEEL CORPORATION
Address of Applicant :2 3 Uchisaiwai cho 2 chome Chiyoda ku Tokyo 1000011 Japan
(72)**Name of Inventor :**
1)FUKADA Kiyoshi
2)SUMI Hiroyuki
3)FUJIMOTO Hidekazu
4)SHIMOYAMA Izumi
5)ANYASHIKI Takashi
6)YAMAMOTO Tetsuya
7)DOHI Yusuke

(57) Abstract :
Provided is a method that is for blending a blended coal for coke production and that using physical properties that had not been conventionally taken into consideration as indicators estimates the strength of coke produced with a blended coal as the starting material and thereby is able to suppresses an increase in starting material cost of the blended coal at the same time as increasing the strength of the coke. At least two grades of coal are blended to result in a blended coal for coke production. When blending the at least two grades of coal the grades of coal and the blending percentage of the grades of coal are determined using as a management indicator the surface tension of each heat treated grade of coal.

No. of Pages : 66 No. of Claims : 10

(12) PATENT APPLICATION PUBLICATION
(19) INDIA
(22) Date of filing of Application :05/09/2014
(21) Application No.1780/MUMNP/2014 A
(43) Publication Date : 03/07/2015

(54) Title of the invention : SIGNATURES AND DETERMINANTS FOR DIAGNOSING INFECTIONS AND METHODS OF USE THEREOF

(51) International classification :G01N33/569
(31) Priority Document No :61/596950
(32) Priority Date :09/02/2012
(33) Name of priority country :U.S.A.
(86) International Application No :PCT/EP2013/052619
Filing Date :08/02/2013
(87) International Publication No :WO 2013/117746
(61) Patent of Addition to Application Number :NA
Filing Date :NA
(62) Divisional to Application Number :NA
Filing Date :NA

(71)**Name of Applicant :**
1)MEMED DIAGNOSTICS LTD.
Address of Applicant :5 Nahum Heth Street Park High Tech North 3508504 Tirat HaCarmel Israel
(72)**Name of Inventor :**
1)OVED Kfir
2)EDEN Eran
3)IFERGAN Ilan

(57) Abstract :
Antibiotics (Abx) are the world s most misused drugs. Antibiotics misuse occurs when the drug is administered in case of a non bacterial infection (such as a viral infection) for which it is ineffective. Overall it is estimated that 40 70% of the worldwide Abx courses are mis prescribed. The financial and health consequences of Abx over prescription include the direct cost of the drugs as well as the indirect costs of their side effects which are estimated at >$15 billion annually. Furthermore over prescription directly causes the emergence of Abx resistant strains of bacteria which are recognized as one of the major threats to public health today. This generates an immediate need for reliable diagnostics to assist physicians in correct Abx prescription especially at the point of care (POC) where most Abx are prescribed. Accordingly some aspects of the present invention provide methods using biomarkers for rapidly detecting the source of infection and administrating the appropriate treatment.

No. of Pages : 256 No. of Claims : 47

(12) PATENT APPLICATION PUBLICATION
(19) INDIA
(22) Date of filing of Application :24/07/2014
(21) Application No.1496/MUMNP/2014 A
(43) Publication Date : 03/07/2015

(54) Title of the invention : HEAVY LIFTING APPARATUS AND METHOD

(51) International classification :B66C23/20
(31) Priority Document No :NA
(32) Priority Date :NA
(33) Name of priority country :NA
(86) International Application No :PCT/EP2012/051635
Filing Date :01/02/2012
(87) International Publication No :WO 2013/113377
(61) Patent of Addition to Application Number :NA
Filing Date :NA
(62) Divisional to Application Number :NA
Filing Date :NA

(71)**Name of Applicant :**
1)VSL INTERNATIONAL AG
Address of Applicant :Sgestrasse 76 CH 3098 Kniz Switzerland
(72)**Name of Inventor :**
1)LAURENS Jean Marie
2)RUSSELL Guy
3)ALTHAUS Walter
4)MEYER Max Ernst

(57) Abstract :
A crane apparatus and method are described for lifting a heavy load such as a wind turbine generator unit 46 on to a wind turbine tower 1. The crane is designed to climb up cables 3 attached to the top of the tower carrying with it the cables 45 and lifting gear 31 which will be required for the main lifting operation. The crane comprises a pair of jib frames 20 with boom arms 26 27 which can be retracted during lifting and then deployed to a pivotable loadbearing position once the crane is mounted at the top of the tower 1. Hydraulic strand jacks 31 and heavy duty strands 45 are preferably used for the heavy lifting. In a preparation step a load bearing bracket assembly 13 14 to which the jib frames 20 will be secured is hoisted up and fitted to the top of the tower 1. Once the lifting operations are complete the crane assembly and the bracket assembly 13 14 are lowered from the tower 1 and removed from site.

No. of Pages : 47 No. of Claims : 15

(12) PATENT APPLICATION PUBLICATION
(19) INDIA
(22) Date of filing of Application :20/08/2014
(21) Application No.1680/MUMNP/2014 A
(43) Publication Date : 03/07/2015

(54) Title of the invention : CULTURING OF MESENCHYMAL STEM CELLS

(51) International classification :C12N5/0775
(31) Priority Document No :61/597899
(32) Priority Date :13/02/2012
(33) Name of priority country :U.S.A.
(86) International Application No :PCT/IL2013/050136
Filing Date :13/02/2013
(87) International Publication No :WO 2013/121426
(61) Patent of Addition to Application Number :NA
Filing Date :NA
(62) Divisional to Application Number :NA
Filing Date :NA

(71)**Name of Applicant :**
1)GAMIDA CELL LTD.
Address of Applicant :5 Nahum Hafzadi Street Ofer Building Givat Shaul 95484 Jerusalem Israel
(72)**Name of Inventor :**
1)PELED Tony
2)STEINHARDT Yair

(57) Abstract :
Methods of culturing mesenchymal stem cells are provided. The methods comprise culturing MSCs in a medium comprising nicotinamide and fibroblast growth factor 4 (FGF4). Populations of mesenchymal stem cells generated using the methods described herein and uses thereof are also provided.

No. of Pages : 102 No. of Claims : 38

(12) PATENT APPLICATION PUBLICATION
(19) INDIA
(22) Date of filing of Application :09/09/2014
(21) Application No.1782/MUMNP/2014 A
(43) Publication Date : 03/07/2015

(54) Title of the invention : DISCHARGE LAMP

(51) International classification :F21V15/06,F21V17/00
(31) Priority Document No :10-2012-0013783
(32) Priority Date :10/02/2012
(33) Name of priority country :Republic of Korea
(86) International Application No :PCT/KR2013/001065
Filing Date :12/02/2013
(87) International Publication No :WO 2013/119086
(61) Patent of Addition to Application Number :NA
Filing Date :NA
(62) Divisional to Application Number :NA
Filing Date :NA

(71)**Name of Applicant :**
1)KANG Seong Jin
Address of Applicant :211 1901 Raemian Serenity Jongam dong Seongbuk gu Seoul 136 729 Republic of Korea
2)KANG Seong Seok
(72)**Name of Inventor :**
1)KANG Seong Jin
2)KANG Seong Seok

(57) Abstract :
The present invention relates to a discharge lamp. The discharge lamp according to the present invention comprises: a discharge tube; a stabilizer housing which is provided inside an interior space defined by the discharge tube for accommodating a stabilizer; a cover for covering the discharge tube; a base which is connected to the stabilizer housing; and an insulation means which is provided so as to prevent transfer of heat from the discharge tube to the stabilizer housing.

No. of Pages : 36 No. of Claims : 20

(12) PATENT APPLICATION PUBLICATION
(21) Application No.1783/MUMNP/2014 A
(19) INDIA
(22) Date of filing of Application :09/09/2014
(43) Publication Date : 03/07/2015

(54) Title of the invention : COMPACT DISCHARGE LAMP

(51) International classification :F21V17/00,H01J61/56
(31) Priority Document No :10-2012-0013782
(32) Priority Date :10/02/2012
(33) Name of priority country :Republic of Korea
(86) International Application No :PCT/KR2013/001064
Filing Date :12/02/2013
(87) International Publication No :WO 2013/119085
(61) Patent of Addition to Application Number :NA
Filing Date :NA
(62) Divisional to Application Number :NA
Filing Date :NA

(71)**Name of Applicant :**
1)KANG Seong Jin
Address of Applicant :211 1901 Raemian Serenity Jongam dong Seongbuk gu Seoul 136 729 Republic of Korea
2)KANG Seong Seok
(72)**Name of Inventor :**
1)KANG Seong Jin
2)KANG Seong Seok

(57) Abstract :
The present invention provides a compact discharge lamp comprising: a discharge tube which is provided with an electrode and is formed so as to have a structure having a stabilizer arrangement space at the center; a stabilizer housing which is arranged in the stabilizer arrangement space; a bulb base which is coupled to one end portion of the stabilizer housing; a stabilizer printed circuit board which is accommodated inside the stabilizer housing and has a stabilizer circuit element for receiving power supplied from the bulb base and supplying same to the electrode; and a connection space forming means for providing a connection space that is provided separately on an outer circumferential side of the stabilizer housing for electrically connecting a stabilizer power line from the stabilizer printed circuit board and the electrode thereby preventing damage of the stabilizer circuit element due to heat from the discharge tube.

No. of Pages : 33 No. of Claims : 9

(12) PATENT APPLICATION PUBLICATION
(19) INDIA
(22) Date of filing of Application :09/09/2014
(21) Application No.1784/MUMNP/2014 A
(43) Publication Date : 03/07/2015

(54) Title of the invention : SOLAR COLLECTOR

(51) International classification :F24J2/52,F16M11/10
(31) Priority Document No :13/424207
(32) Priority Date :19/03/2012
(33) Name of priority country :U.S.A.
(86) International Application No :PCT/US2013/032794
Filing Date :18/03/2013
(87) International Publication No :WO 2013/142416
(61) Patent of Addition to Application Number :NA
Filing Date :NA
(62) Divisional to Application Number :NA
Filing Date :NA

(71)**Name of Applicant :**
1)INVENTION HOUSE LLC
Address of Applicant :414 E Clinton PL Kirkwood MO 63122 U.S.A.
(72)**Name of Inventor :**
1)LANGHORST Phillip Gerard
2)TIERS Jerrold
3)HOFF James

(57) Abstract :
This invention presents a trough shaped solar collector. The solar collector includes a trough shaped reflector for concentrating incoming solar rays upon a focal axis. The reflector includes a flexible reflective film having a concave reflective surface. The reflective film is braced by a bulkhead and rod frame that is disposed inside the concave space created by the reflective surface of the reflective film. The reflective film is placed in longitudinal tension using spring clamps and is intermediately held against bulkhead members using straps. The solar collector has a variety of support rod patterns to maintain the integrity of the bulkhead and rod frame. The solar collector may be collapsed into a smaller space for shipping or storage.

No. of Pages : 59 No. of Claims : 43

(12) PATENT APPLICATION PUBLICATION
(19) INDIA
(22) Date of filing of Application :11/07/2014
(21) Application No.1407/MUMNP/2014 A
(43) Publication Date : 03/07/2015

(54) Title of the invention : COMPOSITIONS SYNTHESIS AND METHODS OF USING PHENYLCYCLOALKYLMETHYLAMINE DERIVATIVES

(51) International classification	:C07C211/26,C07C211/25,A61K31/13
(31) Priority Document No	:61/582201
(32) Priority Date	:30/12/2011
(33) Name of priority country	:U.S.A.
(86) International Application No	:PCT/US2012/072283
Filing Date	:31/12/2012
(87) International Publication No	:WO 2013/102195
(61) Patent of Addition to Application Number	:NA
Filing Date	:NA
(62) Divisional to Application Number	:NA
Filing Date	:NA

(71)**Name of Applicant :**
1)REVIVA PHARMACEUTICALS INC.
Address of Applicant :5941 Optical Court Suite 215 San Jose CA 95138 U.S.A.
(72)**Name of Inventor :**
1)BHAT Laxminarayan
2)ADIEY Kouacou
3)BHAT Seema Rani

(57) Abstract :
The present invention provides novel phenylcycloalkylmethylamine derivatives and methods of preparing phenylcycloalkylmethylamine derivatives. The present invention also provides methods of using phenylcycloalkylmethylamine derivatives and compositions of phenylcycloalkylmethylamine derivatives. The pharmaceutical compositions of the compounds of the present invention can be used for treating and/or preventing obesity and obesity related co morbid indications and depression and depression related co morbid indications.

No. of Pages : 63 No. of Claims : 11

(12) PATENT APPLICATION PUBLICATION
(19) INDIA
(22) Date of filing of Application :09/09/2014
(21) Application No.1786/MUMNP/2014 A
(43) Publication Date : 03/07/2015

(54) Title of the invention : METHOD FOR PRODUCING SILICON STEEL NORMALIZING SUBSTRATE

(51) International classification :C21D8/02,C21D9/56
(31) Priority Document No :201210060176.7
(32) Priority Date :08/03/2012
(33) Name of priority country :China
(86) International Application No :PCT/CN2012/000368
Filing Date :27/03/2012
(87) International Publication No :WO 2013/131212
(61) Patent of Addition to Application Number :NA
Filing Date :NA
(62) Divisional to Application Number :NA
Filing Date :NA

(71)**Name of Applicant :**
1)BAOSHAN IRON & STEEL CO. LTD.
Address of Applicant :885 Fujin Road Baoshan District Shanghai 201900 China
(72)**Name of Inventor :**
1)HEI Hongxu
2)CHEN Xiao
3)LIU Xiandong
4)XIE Shishu
5)SU Dejun
6)LIN Runjie
7)ZHANG Peili
8)JIANG Rongqiang
9)YE Miao

(57) Abstract :
A method for producing a silicon steel normalizing substrate comprises steelmaking hot rolling and normalizing steps. A normalizing furnace is used in the normalizing step and along a moving direction of strip steel the normalizing furnace sequentially comprises: a preheating section a nonoxidizing heating section a furnace throat furnace sections for subsequent normalizing processing and a delivery seal chamber. Furnace pressures of the normalizing furnace are distributed as follows: the furnace pressure of a downstream furnace section adjacent to the furnace throat along the moving direction of the strip steel is the highest the furnace pressure decreases gradually from the furnace section with the highest furnace pressure to a furnace section in an inlet direction of the normalizing furnace and the furnace pressure decreases gradually from the furnace section with the highest furnace pressure to a furnace section in an outlet direction of the normalizing furnace.

No. of Pages : 19 No. of Claims : 8

(12) PATENT APPLICATION PUBLICATION
(19) INDIA
(22) Date of filing of Application :09/09/2014
(21) Application No.1787/MUMNP/2014 A
(43) Publication Date : 03/07/2015

(54) Title of the invention : METHOD FOR PRODUCING SILICON STEEL NORMALIZING SUBSTRATE

(51) International classification :C21D8/02,C21D9/56
(31) Priority Document No :201210062502.8
(32) Priority Date :09/03/2012
(33) Name of priority country :China
(86) International Application No :PCT/CN2012/000367
Filing Date :26/03/2012
(87) International Publication No :WO 2013/131211
(61) Patent of Addition to Application Number :NA
Filing Date :NA
(62) Divisional to Application Number :NA
Filing Date :NA

(71)**Name of Applicant :**
1)BAOSHAN IRON & STEEL CO. LTD.
Address of Applicant :885 Fujin Road Baoshan District Shanghai 201900 China
(72)**Name of Inventor :**
1)HEI Hongxu
2)WANG Bo
3)XIE Shishu
4)LIU Xiandong
5)YANG Guohua
6)YANG Yongjie
7)MA Aihua
8)LI Xiaolin
9)ZOU Liang
10)ZHANG Huawei

(57) Abstract :
A method for producing a silicon steel normalizing substrate comprises: steelmaking hot rolling and normalizing steps. The normalizing step uses a normalizing furnace having a nonoxidizing heating furnace section. The nonoxidizing heating furnace section comprises more than 3 furnace zones. An energy investment ratio of the furnace zones used in the nonoxidizing heating furnace section is adjusted so as to control an excess coefficient a of the nonoxidizing heating furnace section to be within a range of 0.8=a<1.0.

No. of Pages : 18 No. of Claims : 5

(12) PATENT APPLICATION PUBLICATION
(19) INDIA
(22) Date of filing of Application :09/09/2014
(21) Application No.1788/MUMNP/2014 A
(43) Publication Date : 03/07/2015

(54) Title of the invention : NON ORIENTED ELECTRICAL STEEL SHEET WITH FINE MAGNETIC PERFORMANCE AND CALCIUM TREATMENT METHOD THEREFOR

(51) International classification :C21C7/04,C21C7/10,C22C38/06
(31) Priority Document No :201210060172.9
(32) Priority Date :08/03/2012
(33) Name of priority country :China
(86) International Application No :PCT/CN2012/000385
Filing Date :27/03/2012
(87) International Publication No :WO 2013/131213
(61) Patent of Addition to Application Number :NA
Filing Date :NA
(62) Divisional to Application Number :NA
Filing Date :NA

(71)**Name of Applicant :**
1)BAOSHAN IRON & STEEL CO. LTD.
Address of Applicant :885 Fujin Road Baoshan District Shanghai 201900 China
(72)**Name of Inventor :**
1)ZHANG Feng
2)LIU Xiandong
3)XIE Shishu
4)LV Xuejun
5)CHEN Xiao
6)MA Aihua
7)ZHANG Peili
8)WANG Yanwei
9)ZHANG Lan
10)HEI Hongxu

(57) Abstract :
A non oriented electrical steel sheet with fine magnetic performance and a calcium treatment method therefor including an RH (Ruhrstah1 Heraeus) refinement step. The RH refinement step sequentially comprises a decarbonization step an aluminum deoxidation step and a step of adding calcium alloy. In the step of adding calcium alloy time when the calcium alloy is added satisfies the following condition: time interval between Al and Ca/total time after S1=0.2 0.8. In this method production cost is reduced the production process is simple a normal processing cycle of RH refinement is not affected the device is convenient in operation and is controllable and foreign substances are controllable in both shape and quantities. The non oriented electrical steel sheet prepared according to the present invention has fine magnetic performance and the method can be used for mass production of the non oriented electrical steel sheet with fine magnetic performance.

No. of Pages : 21 No. of Claims : 11

(12) PATENT APPLICATION PUBLICATION
(19) INDIA
(22) Date of filing of Application :12/07/2014
(21) Application No.1410/MUMNP/2014 A
(43) Publication Date : 03/07/2015

(54) Title of the invention : METHOD FOR FORMING TWO PIECE BLOWED HOLLOW BOX BODY WITH AUXILIARY MALE DIE

(51) International classification :B29C49/48,B29C49/16
(31) Priority Document No :201310161984.7
(32) Priority Date :06/05/2013
(33) Name of priority country :China
(86) International Application No :PCT/CN2013/077015
Filing Date :08/06/2013
(87) International Publication No :WO 2014/180018
(61) Patent of Addition to Application Number :NA
Filing Date :NA
(62) Divisional to Application Number :NA
Filing Date :NA

(71)**Name of Applicant :**
1)YAPP AUTOMOTIVE PARTS CO. LTD
Address of Applicant :508th Yangzijiang South Road Yangzhou City Jiangsu 225009 China
(72)**Name of Inventor :**
1)SUN Yan
2)JIANG Lin
3)XU Songjun
4)LIU Liang
5)GAO Dejun
6)WANG Ye
7)WU Lushun
8)LI Jie
9)SU Weidong
10)WANG Changru
11)LI Xiaojun
12)YANG Quanzhou

(57) Abstract :
The present invention relates to a method for forming a two piece blowed hollow box body with an auxiliary male die comprising the following steps: 1) cropping a two piece parison; 2) closing a half mould of a die and a preforming template; 3) an auxiliary male die on the preforming template prestretching a fusing parison; 4) performing internal high pressure blowing and preforming a two piece shell; opening the die so that the preforming template exits; 6) moving in an assembly building in mechanism to connect the built in assemblies; 7) moving out the assembly building in mechanism; 8) closing the die for the second time and finally forming the hollow box body by blowing; and 9) opening the die to take out the product. In the present invention during preforming by closing a half mould of a die and a preforming template by using an auxiliary male die the parison is stretched to a large range in an auxiliary manner; therefore a plastic fuel tank with a high extension ratio and uniform wall thickness is formed and manufactured so that the shape of the fuel tank can be highly freely designed thereby ensuring better product forming quality.

No. of Pages : 29 No. of Claims : 10

(12) PATENT APPLICATION PUBLICATION
(21) Application No.1412/MUM/2013 A
(19) INDIA
(22) Date of filing of Application :15/04/2013
(43) Publication Date : 03/07/2015

(54) Title of the invention : SYSTEMS AND METHODS TO INPUT AND STORE DATA

(51) International classification	:G06F 7/00, G06F9/50
(31) Priority Document No	:NA
(32) Priority Date	:NA
(33) Name of priority country	:NA
(86) International Application No	:NA
Filing Date	:NA
(87) International Publication No	: NA
(61) Patent of Addition to Application Number	:NA
Filing Date	:NA
(62) Divisional to Application Number	:NA
Filing Date	:NA

(71)**Name of Applicant :**
1)RAO, Y.S.
Address of Applicant :INNOVATION AND ENTREPRENEURSHIP DEVELOPMENT CENTRE, SARDAR PATEL INSTITUTE OF TECHNOLOGY, BHAVAN'S COLLEGE CAMPUS, MUNSHI NAGAR, MUMBAI - 400058, MAHARASHTRA, INDIA
2)VIRA, EKTA
3)SARVAIYA, MAYURI
4)RAO, UMA
(72)**Name of Inventor :**
1)RAO, Y.S.
2)VIRA, EKTA
3)SARVAIYA, MAYURI
4)RAO, UMA

(57) Abstract :
The present invention in a preferred embodiment provide systems and methods involving: a) atleast one receiving unit; b) atleast one processing unit; c) atleast one storage unit; and d) an user interface; wherein said atleast one receiving unit receives input from sensors and converts an input or an input data from one electrical quantity into another electrical quantity suitable for the said atleast one processing unit; wherein said atleast one processing unit processes the said input or said input data to provide a processed data and stores the said input data or processed data automatically as per the user requirement; and wherein said user interface comprising keypad and display unit provides a visual representation of said input data or the processed data or options for the said user to select from.

No. of Pages : 8 No. of Claims : 2

(12) PATENT APPLICATION PUBLICATION
(19) INDIA
(22) Date of filing of Application :11/09/2014
(21) Application No.1791/MUMNP/2014 A
(43) Publication Date : 03/07/2015

(54) Title of the invention : METHOD AND DEVICE FOR PNEUMATICALLY DRIVING A TURBOCHARGER ROTOR IN A BALANCING MACHINE

(51) International classification :G05B11/36,G05D13/62,G01M1/00
(31) Priority Document No :10 2012 102 160.0
(32) Priority Date :14/03/2012
(33) Name of priority country :Germany
(86) International Application No :PCT/EP2013/055109
Filing Date :13/03/2013
(87) International Publication No :WO 2013/135758
(61) Patent of Addition to Application Number :NA
Filing Date :NA
(62) Divisional to Application Number :NA
Filing Date :NA

(71)**Name of Applicant :**
1)SCHENCK ROTEC GMBH
Address of Applicant :Landwehrstrae 55 64293 Darmstadt Germany
(72)**Name of Inventor :**
1)HOERR Friedrich

(57) Abstract :
In the method the drive power of a drive nozzle (2) is regulated by means of a stored program control device (24) with an adjustable internal regulator (25) as a function of the rotational speed of a turbocharger rotor (1) which is sensed by a rotational speed sensor (26). Parameters which are necessary for the regulating process are determined empirically by an adjustment run by adjusting the regulator (25) to a proportional behaviour with a high level of amplification Kp and by inputting the balancing rate of rotational speed as a setpoint value for the regulator (25) and monitoring and comparing the actual rotational speed with the setpoint value. If the actual rotational speed exceeds the setpoint value which has been set halving of the amplification Kp of the regulator (25) and repetition of the run until the actual rotational speed is below the setpoint value which has been set. Then adjusting the actual rotational speed to approach the setpoint rotational speed by generating an additional setpoint value additionally applying the additional setpoint value to the setpoint value and incrementing or decrementing the additional setpoint value until the setpoint rotational speed of the turbocharger rotor (1) is reached.

No. of Pages : 25 No. of Claims : 15

(12) PATENT APPLICATION PUBLICATION
(19) INDIA
(22) Date of filing of Application :03/06/2014
(21) Application No.1099/MUMNP/2014 A
(43) Publication Date : 03/07/2015

(54) Title of the invention : LED PROJECTION MODULE

(51) International classification :F21S8/12,F21V8/00,F21V14/00
(31) Priority Document No :A 1724/2011
(32) Priority Date :22/11/2011
(33) Name of priority country :Austria
(86) International Application No:PCT/AT2012/050173
Filing Date :05/11/2012
(87) International Publication No :WO 2013/075157
(61) Patent of Addition to Application Number :NA
Filing Date :NA
(62) Divisional to Application Number :NA
Filing Date :NA

(71)**Name of Applicant :**
1)ZIZALA LICHTSYSTEME GMBH
Address of Applicant :Scheibbser Strae 17 A 3250 Wieselburg Austria
(72)**Name of Inventor :**
1)BAUER Friedrich
2)MOSER Andreas

(57) Abstract :
The invention relates to an LED projection module (1) comprising two or more LED light sources (2 3 4) with each LED light source (2 3 4) consisting of one or more light emitting diodes wherein each LED light source (2 3 4) couples light into a light guide (20 30 40) via a light coupling point (21 31 41) assigned to each LED light source (2 3 4) and wherein light exits the light guides (20 30 40) via a light decoupling point (22 32 42) of the light guide (20 30 40) and wherein the exiting light is projected into the outside space by means of a projection lens (90) to form at least one light distribution. According to the invention the light guides (20 30 40) for the individual LED light sources (2 3 4) are arranged laterally side by side in a horizontal line and directly adjoin one another or preferably form a common light guide (100) for overall light so that light can pass between the adjoining light guides (20 30 40) and wherein the individual light exit surfaces (22 32 42) are arranged adjacent one another and form a light exit surface (110) for overall light and wherein one or more recesses (201 202) are provided in the light exit surface (110) for overall light between the individual light exit surfaces (22 32 42) each of which extends at least over a portion of the vertical extent of the light exit surface (110) for overall light.

No. of Pages : 34 No. of Claims : 24

(12) PATENT APPLICATION PUBLICATION
(19) INDIA
(22) Date of filing of Application :14/07/2014
(21) Application No.1414/MUMNP/2014 A
(43) Publication Date : 03/07/2015

(54) Title of the invention : METHOD AND SYSTEM FOR CONTROLLING A DRIVING DISTANCE

(51) International classification :B60K31/00,B60W30/16
(31) Priority Document No :NA
(32) Priority Date :NA
(33) Name of priority country :NA
(86) International Application No :PCT/EP2012/000002
Filing Date :02/01/2012
(87) International Publication No :WO 2013/102466
(61) Patent of Addition to Application Number :NA
Filing Date :NA
(62) Divisional to Application Number :NA
Filing Date :NA

(71)**Name of Applicant :**
1)VOLVO LASTVAGNAR AB
Address of Applicant :S 405 08 Gteborg Sweden
(72)**Name of Inventor :**
1)ERIKSSON Anders
2)BJERNETUN Johan

(57) Abstract :
The present invention relates to a method for controlling a driving distance between a host vehicle and a first vehicle driving in front of said host vehicle said host vehicle driving at a driving speed and at said driving distance to said first vehicle said host vehicle comprising a system for controlling said driving distance and a fuel saving system wherein said system for controlling said driving distance is adapted to retain said driving distance at not less than a preset minimum safety distance and wherein said fuel saving system includes an automatic speed increasing function which in case of fulfilment of a set of conditions automatically increases the driving speed in order to utilise kinetic energy inherent in said host vehicle to save fuel. The method comprises the steps of: retrieving information that said set of conditions is fulfilled such that said activation of said automatic speed increasing function is enabled generating an altered safety distance by altering said preset safety distance by an offset distance and if said driving distance is less than said altered safety distance adapting said driving speed until said altered safety distance is reached whereafter activation of the automatic speed increasing function is allowable and upon said activation resetting the preset minimum safety distance such that the offset distance is available during the activity of the speed increasing function.

No. of Pages : 27 No. of Claims : 20

(12) PATENT APPLICATION PUBLICATION
(19) INDIA
(22) Date of filing of Application :11/09/2014
(21) Application No.1795/MUMNP/2014 A
(43) Publication Date : 03/07/2015

(54) Title of the invention : TEST FOR DIAGNOSING RESISTANCE TO AZACITIDINE

(51) International classification :G01N33/50
(31) Priority Document No :12/00584
(32) Priority Date :28/02/2012
(33) Name of priority country :France
(86) International Application No :PCT/FR2013/000055
Filing Date :28/02/2013
(87) International Publication No :WO 2013/128089
(61) Patent of Addition to Application Number :NA
Filing Date :NA
(62) Divisional to Application Number :NA
Filing Date :NA

(71)**Name of Applicant :**
1)UNIVERSIT‰ NICE SOPHIA ANTIPOLIS
Address of Applicant :28 avenue Valrose Grand Chteau F 06100 Nice France
2)CENTRE HOSPITALIER UNIVERSITAIRE DE NICE
3)INSTITUT NATIONAL DE LA SANT‰ ET DE LA RECHERCHE M‰DICALE (INSERM)
(72)**Name of Inventor :**
1)CLUZEAU Thomas
2)AUBERGER Patrick
3)ROBERT Guillaume
4)LUCIANO Frdric

(57) Abstract :
The invention relates to an analysis method for predicting resistance to azacitidine treatment in a patient using the BCL2L10 protein contained in a sample of biological fluid taken from said patient and also biological molecules which specifically bind the BCL2L10 protein. It is characterized in that a sample of biological fluid is recovered from a patient; the percentage of total cells in said biological fluid expressing the BCL2L10 protein is calculated; this calculated percentage is compared with a reference threshold value this threshold value being between 20% and 60%; and resistance to azacitidine treatment is diagnosed in a patient who has a percentage of cells expressing the BCL2L10 protein in said biological fluid which is greater than said reference value.

No. of Pages : 48 No. of Claims : 15

(12) PATENT APPLICATION PUBLICATION
(19) INDIA
(22) Date of filing of Application :02/07/2014
(21) Application No.1331/MUMNP/2014 A
(43) Publication Date : 03/07/2015

(54) Title of the invention : RECOMBINANT MICROORGANISM HAVING IMPROVED PUTRESCINE PRODUCING ABILITY AND METHOD FOR PRODUCING PUTRESCINE BY USING SAME

(51) International classification	:C12N1/21,C12N15/60,C12N15/74
(31) Priority Document No	:10-2012-0003634
(32) Priority Date	:11/01/2012
(33) Name of priority country	:Republic of Korea
(86) International Application No	:PCT/KR2013/000263
Filing Date	:11/01/2013
(87) International Publication No	:WO 2013/105827
(61) Patent of Addition to Application Number	:NA
Filing Date	:NA
(62) Divisional to Application Number	:NA
Filing Date	:NA

(71)**Name of Applicant :**
1)CJ CHEILJEDANG CORPORATION
Address of Applicant :330 Dongho ro Jung gu Seoul 100 400 Republic of Korea
(72)**Name of Inventor :**
1)CHOI Su Jin
2)CHOI Hyang
3)KANG Min Sun
4)JHON Sung Hoo
5)LEE Kyoung Min
6)UM Hye Won
7)YANG Young Lyeol

(57) Abstract :
The present invention relates to a recombinant microorganism able to produce putrescine in high yields by attenuating NCgl1469 activity in a microorganism of the genus that has been altered so as to be able to produce putrescine and the invention relates to a method for producing putrescine by using the microorganism.

No. of Pages : 67 No. of Claims : 11

(12) PATENT APPLICATION PUBLICATION
(19) INDIA
(22) Date of filing of Application :08/08/2014
(21) Application No.1605/MUMNP/2014 A
(43) Publication Date : 03/07/2015

(54) Title of the invention : WAVEFORM ENCODING FOR WIRELESS APPLICATIONS

(51) International classification :H04L 29/06
(31) Priority Document No :60/793,114
(32) Priority Date :18/04/2006
(33) Name of priority country :U.S.A.
(86) International Application No :PCT/US2007/066888
Filing Date :18/04/2007
(87) International Publication No :WO/2007/121477
(61) Patent of Addition to Application Number :NA
Filing Date :NA
(62) Divisional to Application Number :2370/MUMNP/2008
Filed on :06/11/2008

(71)**Name of Applicant :**
1)QUALCOMM INCORPORATED
Address of Applicant :Attn: International IP Administration, 5775 Morehouse Drive, San Diego, California 92121-1714, United States of America
(72)**Name of Inventor :**
1)JACOBS, Paul E.
2)LEE, Chong U.
3)JULIAN, David Jonathan
4)MOALLEMI, Kamran
5)JAIME, Manuel E.

(57) Abstract :
Processing may be performed by a first device on behalf of a second device to offload processing from the second device. In some aspects a device from which processing has been offloaded may be advantageously adapted to consume less power, have a smaller size, and have less complexity. Offloaded processing may be employed to enable a first device to process data for transmission and then send the data to another device for processing. Offloaded processing may be employed to enable a first device to process data on behalf of a second device and then send the processed data to the second device. In some aspects the data may be waveform encoded for wireless transmission between the devices. Offloaded processing may be implemented in a static manner or in a dynamic manner.

No. of Pages : 67 No. of Claims : 42

(12) PATENT APPLICATION PUBLICATION
(19) INDIA
(22) Date of filing of Application :15/09/2014
(21) Application No.1802/MUMNP/2014 A
(43) Publication Date : 03/07/2015

(54) Title of the invention : A STRUCTURE AND METHOD OF CONSTRUCTION

(51) International classification :B65D88/52,B65D90/04,E03B11/00
(31) Priority Document No :598233
(32) Priority Date :15/02/2012
(33) Name of priority country :New Zealand
(86) International Application No :PCT/NZ2013/000015
Filing Date :15/02/2013
(87) International Publication No :WO 2013/122482
(61) Patent of Addition to Application Number :NA
Filing Date :NA
(62) Divisional to Application Number :NA
Filing Date :NA

(71)**Name of Applicant :**
1)PETERKEN Neil Terry
Address of Applicant :c/o James & Wells Intellectual Property Level 12 KPMG Center 85 Alexandra Street Hamilton 3240 New Zealand
(72)**Name of Inventor :**
1)PETERKEN Neil Terry

(57) Abstract :
This invention relates to a tank including: a tank shell having a top edge a liner inside the tank shell wherein an edge of the liner extends over the top edge of the tank shell a clamp characterised in that the clamp secures the liner to the tank shell.

No. of Pages : 36 No. of Claims : 11

(12) PATENT APPLICATION PUBLICATION
(19) INDIA
(22) Date of filing of Application :15/09/2014
(21) Application No.1803/MUMNP/2014 A
(43) Publication Date : 03/07/2015

(54) Title of the invention : METHOD FOR SEALING HOLLOW FIBER MEMBRANES

(51) International classification	:B01D63/00,B01D53/22,B01D59/12
(31) Priority Document No	:13/421326
(32) Priority Date	:15/03/2012
(33) Name of priority country	:U.S.A.
(86) International Application No	:PCT/US2013/029768
Filing Date	:08/03/2013
(87) International Publication No	:WO 2013/138170
(61) Patent of Addition to Application Number	:NA
Filing Date	:NA
(62) Divisional to Application Number	:NA
Filing Date	:NA

(71)**Name of Applicant :**
1)KOCH MEMBRANE SYSTEMS INC.
Address of Applicant :850 Main Street Wilmington MA 01887 3388 U.S.A.
(72)**Name of Inventor :**
1)JOHNSON Taylour
2)COLBY David

(57) Abstract :
The present invention is directed to a method of sealing the free end of a hollow fiber membrane for use in a single header filtration module by dipping the end of the membrane into a low viscosity light curable adhesive and curing the adhesive. The invention further encompasses the resulting sealed hollow fiber membrane with a diameter that is only slightly larger than the diameter of the unsealed membrane.

No. of Pages : 17 No. of Claims : 22

(12) PATENT APPLICATION PUBLICATION
(19) INDIA
(22) Date of filing of Application :15/09/2014
(21) Application No.1804/MUMNP/2014 A
(43) Publication Date : 03/07/2015

(54) Title of the invention : RECEPTION DEVICE RECEPTION METHOD PROGRAM DECRYPTION PROCESSING DEVICE RECEPTION PROCESSING SYSTEM AND INFORMATION PROCESSING DEVICE

(51) International classification :G06F21/16,H04N7/173
(31) Priority Document No :2012-066375
(32) Priority Date :22/03/2012
(33) Name of priority country :Japan
(86) International Application No :PCT/JP2013/053853
Filing Date :18/02/2013
(87) International Publication No :WO 2013/140908
(61) Patent of Addition to Application Number :NA
Filing Date :NA
(62) Divisional to Application Number :NA
Filing Date :NA

(71)**Name of Applicant :**
1)SONY CORPORATION
Address of Applicant :1 7 1 Konan Minato Ku Tokyo 1080075 Japan
(72)**Name of Inventor :**
1)KITAHARA Jun
2)SEKINE Kazutoyo

(57) Abstract :
The present invention makes it possible to satisfactorily specify an outflow route for content. A content reception unit receives broadcast content or communication content. An electronic watermark information acquisition unit acquires information specifying an outflow route for content in order to create an electronic watermark. A content output unit uses the information for creating an electronic watermark to embed an electronic watermark in the received content and output the content. The electronic watermark is embedded in the output content by using the information specifying the outflow route for that content and it is therefore possible to specify a distribution route if the content is used in an unauthorized manner.

No. of Pages : 58 No. of Claims : 19

(12) PATENT APPLICATION PUBLICATION
(19) INDIA
(22) Date of filing of Application :12/06/2014
(21) Application No.1183/MUMNP/2014 A
(43) Publication Date : 03/07/2015

(54) Title of the invention : THIENO AND FURO PYRIMIDINES AND PYRIDINES USEFUL AS POTASSIUM CHANNEL INHIBITORS

(51) International classification	:C07D491/048,C07D495/04,A61K31/519
(31) Priority Document No	:1119703.5
(32) Priority Date	:15/11/2011
(33) Name of priority country	:U.K.
(86) International Application No Filing Date	:PCT/GB2012/052842 :15/11/2012
(87) International Publication No	:WO 2013/072694
(61) Patent of Addition to Application Number Filing Date	:NA :NA
(62) Divisional to Application Number Filing Date	:NA :NA

(71)**Name of Applicant :**
1)XENTION LIMITED
Address of Applicant :Iconix Park London Road Pampisford Cambridge CB22 3EG U.K.
(72)**Name of Inventor :**
1)MADGE David
2)CHAN Fiona
3)JOHN Derek Edward
4)EDWARDS Simon D.
5)BLUNT Richard
6)HARTZOULAKIS Basil
7)BROWN Lindsay

(57) Abstract :
The present invention provides compounds of formula (I): (Formula (I); wherein A R R R V X and Z are defined herein which are potassium channel inhibitors. The invention further provides pharmaceutical compositions comprising the compounds of formula (I) and their use in therapy in particular in treatment of diseases or conditions that are mediated by K3.1 and/or K3.4 or any heteromultimers thereof or that require inhibition of K3.1 and/or K3.4 or any heteromultimers thereof.

No. of Pages : 227 No. of Claims : 25

(12) PATENT APPLICATION PUBLICATION
(19) INDIA
(22) Date of filing of Application :28/07/2014
(21) Application No.1518/MUMNP/2014 A
(43) Publication Date : 03/07/2015

(54) Title of the invention : GESTURE DETECTION BASED ON INFORMATION FROM MULTIPLE TYPES OF SENSORS

(51) International classification :G06F9/44,G06F1/32
(31) Priority Document No :61/605636
(32) Priority Date :01/03/2012
(33) Name of priority country :U.S.A.
(86) International Application No :PCT/US2013/026307
Filing Date :15/02/2013
(87) International Publication No :WO 2013/130285
(61) Patent of Addition to Application Number :NA
Filing Date :NA
(62) Divisional to Application Number :NA
Filing Date :NA

(71)**Name of Applicant :**
1)QUALCOMM INCORPORATED
Address of Applicant :Attn: International IP Administration 5775 Morehouse Drive San Diego CA 92121 1714 U.S.A.
(72)**Name of Inventor :**
1)LI Ren
2)CLARKSON Ian Charles
3)GUPTA Samir Kumar
4)KRULCE Darell L.

(57) Abstract :
A method includes receiving a first output from a first sensor of an electronic device and receiving a second output from a second sensor of the electronic device. The first sensor has a first sensor type and the second sensor has a second sensor type that is different from the first sensor type. The method also includes detecting a gesture based on the first output and the second output according to a complementary voting scheme that is at least partially based on gesture complexity.

No. of Pages : 46 No. of Claims : 30

(12) PATENT APPLICATION PUBLICATION
(19) INDIA
(22) Date of filing of Application :15/09/2014
(21) Application No.1806/MUMNP/2014 A
(43) Publication Date : 03/07/2015

(54) Title of the invention : ORAL UNIT DOSAGE FORMS AND USES OF SAME FOR THE TREATMENT OF GAUCHER DISEASE

(51) International classification :C07K14/435,A61K38/00
(31) Priority Document No :61/600651
(32) Priority Date :19/02/2012
(33) Name of priority country :U.S.A.
(86) International Application No :PCT/IB2013/051346
Filing Date :19/02/2013
(87) International Publication No :WO 2013/121405
(61) Patent of Addition to Application Number :NA
Filing Date :NA
(62) Divisional to Application Number :NA
Filing Date :NA

(71)**Name of Applicant :**
1)PROTALIX LTD.
Address of Applicant :2 Snunit Street Science Park 2010000 Carmiel Israel
(72)**Name of Inventor :**
1)SHAALTIEL Yoseph
2)TZABAN Salit

(57) Abstract :
A method of treating Gaucher s disease in a subject in need thereof is provided. The method comprising orally administering to the subject a therapeutically effective amount of recombinant glucocerecbrosidase (GCD) comprised in plant cells wherein said therapeutically effective amount of GCD corresponds to 1 1920 units/Kg/14 days thereby treating Gaucher s disease. Also provide unit dosage forms which comprise the glucocerecbrosidase (GCD) comprised in plant cells.

No. of Pages : 84 No. of Claims : 46

(12) PATENT APPLICATION PUBLICATION
(19) INDIA
(22) Date of filing of Application :15/09/2014
(21) Application No.1807/MUMNP/2014 A
(43) Publication Date : 03/07/2015

(54) Title of the invention : GRAIN ORIENTED ELECTRICAL STEEL SHEET AND METHOD FOR MANUFACTURING SAME

(51) International classification :C22C38/00,B21B3/02,C21D8/12
(31) Priority Document No :NA
(32) Priority Date :NA
(33) Name of priority country :NA
(86) International Application No :PCT/JP2012/002875
Filing Date :26/04/2012
(87) International Publication No :WO 2013/160955
(61) Patent of Addition to Application Number :NA
Filing Date :NA
(62) Divisional to Application Number :NA
Filing Date :NA

(71)**Name of Applicant :**
1)JFE STEEL CORPORATION
Address of Applicant :2 3 Uchisaiwai cho 2 chome Chiyoda ku Tokyo 1000011 Japan
(72)**Name of Inventor :**
1)SENDA Kunihiro
2)INOUE Hirotaka
3)OKABE Seiji

(57) Abstract :
Provided is a grain oriented electrical steel sheet having a linear groove forming an angle of 45° or less with the direction perpendicular to the direction of rolling wherein a grain oriented electrical steel sheet having low iron loss characteristics on which a magnetic domain subdivision treatment by chemical means is used is provided by setting the incidence of microparticles having a length of 1 mm or less in the rolling direction in a bottom part of the groove to 10% or less (also including cases in which microparticles are not present) providing a forsterite coating in which the Mg weight per side of the steel sheet is at least 0.6 g/m² in the groove and setting the angle (angle) between a rolling surface and the <100> axis of a secondary recrystallized grain oriented in the rolling direction of the steel sheet to an average value of 3° or less.

No. of Pages : 31 No. of Claims : 5

(12) PATENT APPLICATION PUBLICATION
(19) INDIA
(22) Date of filing of Application :15/09/2014
(21) Application No.1808/MUMNP/2014 A
(43) Publication Date : 03/07/2015

(54) Title of the invention : P SQUARED SYSTEM (PSS)

(51) International classification :E02B3/04,E02B1/00
(31) Priority Document No :a 2012 00183
(32) Priority Date :15/03/2012
(33) Name of priority country :Romania
(86) International Application No :PCT/RO2013/000007
Filing Date :08/03/2013
(87) International Publication No :WO 2014/088437
(61) Patent of Addition to Application Number :NA
Filing Date :NA
(62) Divisional to Application Number :NA
Filing Date :NA

(71)**Name of Applicant :**
1)POPA Petre
Address of Applicant :Str. Portita nr. 12 sector 5 Bucuresti Romania
(72)**Name of Inventor :**
1)POPA Petre

(57) Abstract :
The invention has to do with a hydro technique architectural system capable to annihilate any tsunami waves size destined in principle to the protection of people animals infrastructure and the existent architecture and the coastal environment of seas and oceans. The invention is composed of a PSS system made of one or many reinforced concrete tubes (preferable having a rectangular section) (A) for discharge/intake the tsunami wave (TW). PSS system contains an intake gate (B) for the (TW) an evacuation gate (C) and two floaters (D) and (E) permitting the (TW) to enter and exit in and out to the PSS system. The entire tsunami protection system may be built using many PSS tubes with one or several intake and evacuation gates as necessary. The PSS system can also be used for protection against tidal waves and coastal erosions.

No. of Pages : 42 No. of Claims : 6

(12) PATENT APPLICATION PUBLICATION
(21) Application No.1527/MUM/2013 A
(19) INDIA
(22) Date of filing of Application :26/04/2013
(43) Publication Date : 03/07/2015

(54) Title of the invention : MULTI-UTILITY NEUTRAL CLEANING EMULSIONS FOR OIL AND GREASE REMOVAL WITH ECO-FRIENDLY ATTRIBUTES

(51) International classification	:C11D1/68, C11D1/722
(31) Priority Document No	:NA
(32) Priority Date	:NA
(33) Name of priority country	:NA
(86) International Application No	:NA
Filing Date	:NA
(87) International Publication No	: NA
(61) Patent of Addition to Application Number	:NA
Filing Date	:NA
(62) Divisional to Application Number	:NA
Filing Date	:NA

(71)**Name of Applicant :**
1)MRS. ANJALI ASHOK SHAH
Address of Applicant :5 SONGADH APTS., 48 HUGHES ROAD, 3RD FLOOR, MUMBAI - 400007, INDIA. Maharashtra India
(72)**Name of Inventor :**
1)ASHOK P. SHAH
2)ANUJ A. SHAH

(57) Abstract :
A cleaning emulsion for oil and grease removal having a neutral pH, multiutility applications and ecofriendly attributes. . In an embodiment, the cleaning solution comprises a first anionic surfactant, a second anionic surfactant, an emulsifying agent, an emollient, one or more additives, and a carrier. The first anionic surfactant is a linear alkyl benzene sulfonate surfactant, preferably diethanolamine dodecylbenzene sulphonate, the second anionic surfactant is linear alkanol sulfate, preferably sodium lauryl sulfate, the emulsifying agent is a fatty alcohol, preferably cetostearyl alcohol, the emollient is a glycol, preferably propylene glycol and the carrier is water. The cleaning emulsion may also include other components such as fragrance enhancers and other additives. The pH of the cleaning emulsion is approximately 7.0.

No. of Pages : 28 No. of Claims : 25

(12) PATENT APPLICATION PUBLICATION
(19) INDIA
(22) Date of filing of Application :16/09/2014
(21) Application No.1812/MUMNP/2014 A
(43) Publication Date : 03/07/2015

(54) Title of the invention : SLOWING MYOPIA PROGRESSION AND/OR THE TREATMENT OR PREVENTION OF MYOPIA OR A DISEASE OR CONDITION ASSOCIATED WITH MYOPIA

(51) International classification	:A61H5/00, G02C7/14,G02C7/00
(31) Priority Document No	:61/601202
(32) Priority Date	:21/02/2012
(33) Name of priority country	:U.S.A.
(86) International Application No	:PCT/AU2013/000160
Filing Date	:21/02/2013
(87) International Publication No	:WO 2013/123558
(61) Patent of Addition to Application Number	:NA
Filing Date	:NA
(62) Divisional to Application Number	:NA
Filing Date	:NA

(71)**Name of Applicant :**
1)QUEENSLAND UNIVERSITY OF TECHNOLOGY
Address of Applicant :Gardens Point Campus 2 George Street Brisbane Queensland 4000 Australia
(72)**Name of Inventor :**
1)GHOSH Atanu
2)COLLINS Michael John
3)READ Scott Andrew
4)DAVIS Brett Ashley

(57) Abstract :
The invention provides an ophthalmic lens comprising one or more oblique prismatic component wherein the lens slows myopia progression and/or treats or prevents myopia or a disease or condition associated with myopia. The one or more oblique prismatic components may be base down or base down and base in or base up and base in. The one or more oblique prismatic components may be central and/or in a distance and/or near zone of the ophthalmic lens. The invention also provides an ophthalmic lens comprising a central base down prism in a distance zone wherein the lens slows myopia progression and/or treats or prevents myopia or a disease or condition associated with myopia. Also provided is an optical device comprising one or more ophthalmic lenses and a method of slowing myopia progression and/or treating or preventing myopia or a disease or condition associated with myopia including using one or more ophthalmic lenses.

No. of Pages : 32 No. of Claims : 43

(12) PATENT APPLICATION PUBLICATION
(19) INDIA
(22) Date of filing of Application :16/09/2014
(21) Application No.1813/MUMNP/2014 A
(43) Publication Date : 03/07/2015

(54) Title of the invention : METHOD AND DEVICE FOR SPINNING OF YARN WITH AIR VORTEX

(51) International classification :D01H4/02
(31) Priority Document No :111170
(32) Priority Date :19/03/2012
(33) Name of priority country :Bulgaria
(86) International Application No :PCT/BG2012/000032
Filing Date :14/12/2012
(87) International Publication No :WO 2013/138875
(61) Patent of Addition to Application Number :NA
Filing Date :NA
(62) Divisional to Application Number :NA
Filing Date :NA

(71)**Name of Applicant :**
1)D A DINKO BAHOV ET
Address of Applicant :21 Zelena Livada Street ap. 2 Gabrovo 5300 Bulgaria
(72)**Name of Inventor :**
1)BAHOV Dinko
2)BAHOV Atanas
3)BAHOV Dobromir
4)BAHOV Olga

(57) Abstract :
The method and the device find application for spinning of yarn through air vortex with high speed. The device includes the perforated outlet cylinder on which are formed zone for feeding of the core fibers (3) zone for feeding of the wrapping fibers (4) and in the end a joint zone for binding of the wrapping fibers (4) to the core fibers (3) and following zone for drafting of the loose ends of fibers (4) and the spinning chambers (7 and 9) are placed one after another and form a joint body.

No. of Pages : 10 No. of Claims : 8

(12) PATENT APPLICATION PUBLICATION
(19) INDIA
(22) Date of filing of Application :16/09/2014
(21) Application No.1814/MUMNP/2014 A
(43) Publication Date : 03/07/2015

(54) Title of the invention : GLASS RUN CHANNEL

(51) International classification :B60J10/04
(31) Priority Document No :2012-099536
(32) Priority Date :25/04/2012
(33) Name of priority country :Japan
(86) International Application No :PCT/JP2013/057625
Filing Date :18/03/2013
(87) International Publication No :WO 2013/161446
(61) Patent of Addition to Application Number :NA
Filing Date :NA
(62) Divisional to Application Number :NA
Filing Date :NA

(71)**Name of Applicant :**
1)TOKAI KOGYO CO. LTD.
Address of Applicant :4 1 Nagane cho Obu shi Aichi 4748688 Japan
(72)**Name of Inventor :**
1)KOBAYASHI Yosuke

(57) Abstract :
A glass run channel is provided with: a run channel body (50) which comprises a bottom wall portion (51) a vehicle interior side sidewall portion (52) and a vehicle exterior side sidewall portion (53); and a vehicle interior side seal lip (62) and a vehicle exterior side seal lip (65) which are able to be in elastic contact with both surfaces of a window plate (15) respectively. The vehicle interior side sidewall portion (52) and/or the vehicle exterior side sidewall portion (53) and the bottom wall portion (51) are formed from a sponge material. A vehicle interior side sidewall coupling portion (56) and/or a vehicle exterior side sidewall coupling portion (57) is formed from a sponge material thinner than the vehicle interior side sidewall portion (52) the vehicle exterior side sidewall portion (53) and the bottom wall portion (51) so as to be bendable when being mounted to a window frame (20). The outer peripheral side of the sidewall coupling portion (56) formed from the sponge material is coated with a coating portion (56a) produced from a solid material.

No. of Pages : 27 No. of Claims : 4

(12) PATENT APPLICATION PUBLICATION
(19) INDIA
(22) Date of filing of Application :25/03/2013

(21) Application No.1050/MUM/2013 A
(43) Publication Date : 03/07/2015

(54) Title of the invention : A SOUND WAVE POWER GENERATION UNIT

(51) International classification	:G11B7/00, H04R23/00
(31) Priority Document No	:NA
(32) Priority Date	:NA
(33) Name of priority country	:NA
(86) International Application No	:NA
Filing Date	:NA
(87) International Publication No	: NA
(61) Patent of Addition to Application Number	:NA
Filing Date	:NA
(62) Divisional to Application Number	:NA
Filing Date	:NA

(71)**Name of Applicant :**
1)Dr. Vasani Rupesh Parmanand
Address of Applicant :07, Aditraj Bunglows, Near Nandanvan-5, B/H Kalatirth Apartment, Prernatirth Derasar Road, Jodhpur, Ahmedabad-380015, Gujarat, India
2)Shah Parin Kamalkumar
3)Jain Anjil Anvin
4)Bhavsar Swapnil Chandrakant
(72)**Name of Inventor :**
1)Dr. Vasani Rupesh Parmanand
2)Shah Parin Kamalkumar
3)Jain Anjil Anvin
4)Bhavsar Swapnil Chandrakant
5)Patel Bhupendra Laljibhai

(57) Abstract :
The present invention a sound wave passes through a specially design circuit gives radio wave energy and specially design circuit converts sound wave energy to electrical energy and the electrical energy store into battery and the battery is attached to run the small device.

No. of Pages : 12 No. of Claims : 3

(12) PATENT APPLICATION PUBLICATION
(19) INDIA
(22) Date of filing of Application :17/09/2014
(21) Application No.1822/MUMNP/2014 A
(43) Publication Date : 03/07/2015

(54) Title of the invention : ENDONUCLEASES

(51) International classification :C12N9/22,C12N9/99,C12Q1/68
(31) Priority Document No :1202768.6
(32) Priority Date :17/02/2012
(33) Name of priority country :U.K.
(86) International Application No:PCT/GB2013/050387
Filing Date :18/02/2013
(87) International Publication No :WO 2013/121228
(61) Patent of Addition to Application Number :NA
Filing Date :NA
(62) Divisional to Application Number :NA
Filing Date :NA

(71)**Name of Applicant :**
1)BIOTEC PHARMACON ASA
Address of Applicant :Sykehusveien 23 N 9294 Troms¸ Norway
(72)**Name of Inventor :**
1)LANES Olav
2)HAVDALEN Linda
3)SOLSTAD Terese
4)LORENTZEN Marit
5)ALTERMARK Bj¸rn
6)LEIROS Ingar
7)HELLAND Ronny

(57) Abstract :
The present invention provides an endonuclease I or enzymatically active fragment thereof wherein said endonuclease I has the sequence of SEQ ID No. 4 or a sequence which is at least 70% identical thereto and wherein the amino acid residue which is immediately N terminal of the FYCGC pentapeptide motif has been substituted with a residue which is negatively charged as well as nucleic acid molecules encoding these enzymes and methods of removing contaminating polynucleotides from a sample using these enzyme.

No. of Pages : 88 No. of Claims : 21

(12) PATENT APPLICATION PUBLICATION
(19) INDIA
(22) Date of filing of Application :17/09/2014
(21) Application No.1823/MUMNP/2014 A
(43) Publication Date : 03/07/2015

(54) Title of the invention : METHOD AND ENGINE BRAKE SYSTEM TO CONTROL AN ENGINE BRAKE OF A VEHICLE

(51) International classification :F02D9/06,F02D9/02,F02D41/14
(31) Priority Document No :-
(32) Priority Date : -
(33) Name of priority country :
(86) International Application No :PCT/EP2012/001774
Filing Date :25/04/2012
(87) International Publication No:WO 2013/159788
(61) Patent of Addition to Application Number :NA
Filing Date :NA
(62) Divisional to Application Number :NA
Filing Date :NA

(71)**Name of Applicant :**
1)VOLVO LASTVAGNAR AB
Address of Applicant :S 405 08 Gteborg Sweden
(72)**Name of Inventor :**
1)HELLEMANN Fabian

(57) Abstract :
Method and system to control an engine brake of a vehicle said vehicle is provided with a combustion engine (10) having cylinders (11) an exhaust pressure governor (EPG) regulating the air flow out of the cylinders (11) an intake air throttle valve (ITV) regulating the air flow into the cylinders (11) pressure sensing means (20) for sensing a pressure downstream of the cylinders (11) wherein an engine braking torque (T) can be regulated in two different engine braking modes (a b) a first engine braking mode (a) in which the air flow through the EPG is regulated by a closed loop control using the pressure downstream of the cylinders (11) and the ITV is regulated in a feed forward control dependent of the engine speed (S) and a demanded brake torque (T); a second engine braking mode (b) in which the EPG is regulated in a feed forward control dependent of the engine speed (S) and the demanded brake torque (T) and the ITV regulates the braking torque by a closed loop control using the pressure downstream of the cylinders (11).

No. of Pages : 16 No. of Claims : 11

(12) PATENT APPLICATION PUBLICATION
(19) INDIA
(22) Date of filing of Application :17/09/2014
(21) Application No.1824/MUMNP/2014 A
(43) Publication Date : 03/07/2015

(54) Title of the invention : TURBINE FACILITY AND WATER TREATMENT METHOD FOR HEATER DRAINAGE WATER

(51) International classification :F22D11/00,C02F1/44,F01K7/44
(31) Priority Document No :2012-043802
(32) Priority Date :29/02/2012
(33) Name of priority country :Japan
(86) International Application No :PCT/JP2013/053923
Filing Date :19/02/2013
(87) International Publication No :WO 2013/129172
(61) Patent of Addition to Application Number :NA
Filing Date :NA
(62) Divisional to Application Number :NA
Filing Date :NA

(71)**Name of Applicant :**
1)KURITA WATER INDUSTRIES LTD.
Address of Applicant :10 1 Nakano 4 chome Nakano ku Tokyo 1640001 Japan
(72)**Name of Inventor :**
1)MITSUBISHI HITACHI POWER SYSTEMS LTD.

(57) Abstract :
Provided are a turbine facility and a water treatment method for heater drainage water in the turbine facility with which iron oxide particle scale that adheres to the inner surface of boiler pipes and impedes the transfer of heat can be efficiently removed from the heater drainage water. The present invention has: a boiler (9); steam turbines (12 16); a condenser (1); water supply heaters (5 8) which are interposed in water supply lines (4 6) that supply the condensate condensed by the condenser (1) to the boiler (9) and which extract as bleed air a portion of the steam supplied from the steam turbine (12) to a reheater and use this to heat the aforementioned supplied water; and a filter device (19) that recovers water by filtering the heater drainage water discharged from the low pressure water supply heater (5) and sending the water to the aforementioned supply lines. The filter device (19) has a filter with a hole diameter of 1 5 μm.

No. of Pages : 25 No. of Claims : 6

(12) PATENT APPLICATION PUBLICATION
(19) INDIA
(22) Date of filing of Application :03/07/2014
(21) Application No.1354/MUMNP/2014 A
(43) Publication Date : 03/07/2015

(54) Title of the invention : A LINEAR ELECTRICAL MACHINE

(51) International classification :H02K7/18,H02K5/04,H02K5/20
(31) Priority Document No :1200889.2
(32) Priority Date :19/01/2012
(33) Name of priority country :U.K.
(86) International Application No :PCT/GB2013/050106
Filing Date :18/01/2013
(87) International Publication No:WO 2013/108034
(61) Patent of Addition to Application Number :NA
Filing Date :NA
(62) Divisional to Application Number :NA
Filing Date :NA

(71)**Name of Applicant :**
1)LIBERTINE FPE LTD.
Address of Applicant :Link Hall Wheldrake Lane York Yorkshire YO19 4SQ U.K.
(72)**Name of Inventor :**
1)COCKERILL Sam

(57) Abstract :
A linear electrical machine comprising a movable piston an axially segmented cylinder having least one magnetically permeable segment and a bore configured to allow the piston to move within the cylinder a cylinder housing having a bore for receiving the segmented cylinder and means for securing the segmented cylinder in place within the cylinder housing. This arrangement permits the construction of a free piston engine linear with improved piston position control more consistent combustion and improved electrical conversion efficiency.

No. of Pages : 46 No. of Claims : 24

(12) PATENT APPLICATION PUBLICATION
(19) INDIA
(22) Date of filing of Application :16/07/2014
(21) Application No.1442/MUMNP/2014 A
(43) Publication Date : 03/07/2015

(54) Title of the invention : SUBSTITUTED PHENYLAZOLE DERIVATIVE

(51) International classification :C07D249/06,A61K31/41,A61K31/4192
(31) Priority Document No :2012-007840
(32) Priority Date :18/01/2012
(33) Name of priority country :Japan
(86) International Application No :PCT/JP2013/050710
Filing Date :17/01/2013
(87) International Publication No :WO 2013/108800
(61) Patent of Addition to Application Number :NA
Filing Date :NA
(62) Divisional to Application Number :NA
Filing Date :NA

(71)**Name of Applicant :**
1)DAIICHI SANKYO COMPANY LIMITED
Address of Applicant :3 5 1Nihonbashi HonchoChuo ku Tokyo 1038426 Japan
(72)**Name of Inventor :**
1)YAMANOI Shigeo
2)NAMIKI Hidenori
3)OCHIAI Yuichi
4)HOSHINO Madoka
5)MATSUMOTO Koji

(57) Abstract :
Provided are: a compound having an excellent hypoglycemic activity and an excellent protective activity for a cell or the pancreas or a pharmaceutically acceptable salt thereof; and a pharmaceutical composition having an excellent therapeutic effect and/or an excellent prophylactic effect on type 1 diabetes type 2 diabetes and the like in which the increase in blood glucose level is induced by abnormal glucose metabolism. A compound represented by formula (I) or a pharmaceutically acceptable salt thereof.

No. of Pages : 198 No. of Claims : 15

(12) PATENT APPLICATION PUBLICATION
(19) INDIA
(22) Date of filing of Application :13/08/2014
(21) Application No.1626/MUMNP/2014 A
(43) Publication Date : 03/07/2015

(54) Title of the invention : PORTABLE DEVICE WITH PRIORITY BASED POWER SAVINGS CONTROL AND METHOD THEREOF

(51) International classification :H02J 9/00
(31) Priority Document No :11/469,141
(32) Priority Date :31/08/2006
(33) Name of priority country :U.S.A.
(86) International Application No :PCT/US2007/077125
Filing Date :29/08/2007
(87) International Publication No :WO/2008/027975
(61) Patent of Addition to Application Number :NA
Filing Date :NA
(62) Divisional to Application Number :473/MUMNP/2009
Filed on :06/03/2009

(71)**Name of Applicant :**
1)QUALCOMM INCORPORATED
Address of Applicant :5775 Morehouse Drive, San Diego, California 92121-1714, United States of America
(72)**Name of Inventor :**
1)ALEKSIC, Milivoje
2)BALATSOS, Aris
3)O'NEIL, Kevin
4)ESLIGER, James L.
5)PLOTNICK, Bruce

(57) Abstract :
A portable device includes a controller that is responsive to a remaining power capacity of the battery, and a power consumption level of the portable device and based on user prioritized functional processing capability features, dynamically controls functional processing capability features of the device. The controller provides power for a higher priority feature at the expense of a lower priority functional processing capability feature consistent with the user prioritized functional processing capability features. A wireless portable device is also disclosed that includes a wireless signal strength determinator that determines a received signal strength of the wireless device and a controller that adjusts the functional processing capability feature of the wireless device based on the determined received signal strength and based on battery capacity information. In this way, received signal strength information is used as a further input to determine how to best adjust functional processing capability features of the device.

No. of Pages : 50 No. of Claims : 32

(12) PATENT APPLICATION PUBLICATION
(21) Application No.1826/MUMNP/2014 A
(19) INDIA
(22) Date of filing of Application :17/09/2014
(43) Publication Date : 03/07/2015

(54) Title of the invention : CURRENT CONTROL FOR DC-DC CONVERTERS

(51) International classification :H02M3/335,H02M1/14
(31) Priority Document No :10 2012 204 035.8
(32) Priority Date :14/03/2012
(33) Name of priority country :Germany
(86) International Application No :PCT/EP2013/055230
Filing Date :14/03/2013
(87) International Publication No :WO 2013/135811
(61) Patent of Addition to Application Number :NA
Filing Date :NA
(62) Divisional to Application Number :NA
Filing Date :NA

(71)**Name of Applicant :**
1)RHEINISCH WESTF„LISCH TECHNISCHE HOCHSCHULE AACHEN
Address of Applicant :Templergraben 55 52056 Aachen Germany
(72)**Name of Inventor :**
1)ENGEL Stefan
2)DE DONCKER Rik W. A. A.

(57) Abstract :
The invention relates to DC DC converters having a so called dual active bridge (DAB) topology and to a method for operating these DC DC converters having a primary side (1) comprising at least three actively switched primary side voltage bridges (11 12 13) with a plurality of active switches (S1) for converting a DC input voltage (ES) into primary side AC voltages (111 112 113) for each of the primary side voltage bridges (11 12 13) and having a secondary side (2) comprising at least three actively switched secondary side voltage bridges (21 22 23) with a plurality of active switches (S2) for converting the secondary side AC voltages (211 212 213) for each of the secondary side voltage bridges (21 22 23) into a common DC output voltage (AS) wherein the primary side and the secondary side AC voltages (111 112 113 211 212 213) are each shifted by a phase angle f with the periods T and each of the primary side and secondary side voltage bridges (11 12 13 21 22 23) is coupled to one phase in each case via one or more transformers (3) comprising the steps of adjusting the phase angle f from a first phase angle f1 to a second phase angle f2 as a switching operation for transmitting power from the primary side (1) to the secondary side (2) wherein the primary side and secondary side voltage bridges (11 12 13 21 22 23) are switched in the switching operation in such a manner that the phase angles f of the individual phases are adjusted in the switching operation in a manner temporally independent of one another as a result of which it is possible to quickly control the current while simultaneously minimizing the oscillations in the DC current in the event of power changes.

No. of Pages : 42 No. of Claims : 14

(12) PATENT APPLICATION PUBLICATION
(19) INDIA
(22) Date of filing of Application :14/08/2014
(21) Application No.1642/MUMNP/2014 A
(43) Publication Date : 03/07/2015

(54) Title of the invention : HISTIDYL-TRNA SYNTHETASES FOR TREATING AUTOIMMUNE AND INFLAMMATORY DISEASES

(51) International classification	:A61K48/00,A61K38/16,A61K38/17
(31) Priority Document No	:61/599802
(32) Priority Date	:16/02/2012
(33) Name of priority country	:U.S.A.
(86) International Application No	:PCT/US2013/026494
Filing Date	:15/02/2013
(87) International Publication No	:WO 2013/123432
(61) Patent of Addition to Application Number	:NA
Filing Date	:NA
(62) Divisional to Application Number	:NA
Filing Date	:NA

(71)**Name of Applicant :**
1)ATYR PHARMA INC.
Address of Applicant :3545 John Hopkins Court Suite #250 San Diego California 92121 U.S.A.
2)PANGU BIOPHARMA LIMITED
(72)**Name of Inventor :**
1)CHIANG Kyle P.
2)GARDINER Elisabeth
3)LAU Ching Fun
4)LO Wing Sze
5)GREVE Jeffrey
6)ASHLOCK Melissa
7)MENDLEIN John D.

(57) Abstract :
The present invention relates generally to compositions and methods comprising histidyl tRNA synthetase polypeptides or other specific blocking agents for the treatment autoimmune diseases and other inflammatory diseases including those related to Jo 1 antibodies.

No. of Pages : 266 No. of Claims : 192

(12) PATENT APPLICATION PUBLICATION
(21) Application No.1740/MUMNP/2014 A
(19) INDIA
(22) Date of filing of Application :29/08/2014
(43) Publication Date : 03/07/2015

(54) Title of the invention : SYSTEM AND METHOD FOR VENDING PRODUCTS

(51) International classification :G07F7/00
(31) Priority Document No :61/593880
(32) Priority Date :02/02/2012
(33) Name of priority country :U.S.A.
(86) International Application No :PCT/IB2013/050841
Filing Date :31/01/2013
(87) International Publication No :WO 2013/114321
(61) Patent of Addition to Application Number :NA
Filing Date :NA
(62) Divisional to Application Number :NA
Filing Date :NA

(71)**Name of Applicant :**
1)NEO ECO SYSTEMS LTD.
Address of Applicant :17 Yitzhak Sadeh Street 67775 Tel Aviv Israel
(72)**Name of Inventor :**
1)HIRSHBAIN Shlomo

(57) Abstract :
A vending machine comprising two or more compartmentalized storage units (CSUs) each comprising a compartment array configured for accommodating items in different compartments of the grid. The items are independently accessible; a retrieval system configured for accessing the compartments to retrieve an item and providing it to a desired location within the vending machine other than its respective compartment; a controller associated with an items map indicative of the content and location of the items within the compartment array of the CSU. The controller is configured for operating the retrieval system to access an item based on the items map.

No. of Pages : 79 No. of Claims : 81

(12) PATENT APPLICATION PUBLICATION
(19) INDIA
(22) Date of filing of Application :29/08/2014
(21) Application No.1741/MUMNP/2014 A
(43) Publication Date : 03/07/2015

(54) Title of the invention : MONITORING AND DIAGNOSTIC SYSTEMS AND METHODS

(51) International classification :A61B5/00,A61B5/02,A61B5/05
(31) Priority Document No :61/599223
(32) Priority Date :15/02/2012
(33) Name of priority country :U.S.A.
(86) International Application No:PCT/IB2013/000663
Filing Date :15/02/2013
(87) International Publication No :WO 2013/121290
(61) Patent of Addition to Application Number :NA
Filing Date :NA
(62) Divisional to Application Number :NA
Filing Date :NA

(71)**Name of Applicant :**
1)KYMA MEDICAL TECHNOLOGIES LTD.
Address of Applicant :Atir Yeda 17 Kfar Saba Israel
(72)**Name of Inventor :**
1)WEINSTEIN Uriel
2)BERNSTEIN Assaf
3)COHEN Eyal

(57) Abstract :
An apparatus a system and a method for monitoring and/or performing a diagnosis. A first implantable device measures a property of a first tissue in a body and includes a housing. The housing includes a first processing circuitry for causing the first implantable device to measure the property of the first tissue. A second implantable device for measures a property of a second tissue in the body and includes a housing. The housing includes a second processing circuitry for causing the second implantable device to measure the property of the second tissue using at least one sensor. The second implantable device is communicatively coupled to the first implantable device and provides information about the measured property of the second tissue to at least one of the following: the first implantable device and at least one processing device disposed externally to the body.

No. of Pages : 51 No. of Claims : 52

(12) PATENT APPLICATION PUBLICATION
(19) INDIA
(22) Date of filing of Application :30/08/2014
(21) Application No.1742/MUMNP/2014 A
(43) Publication Date : 03/07/2015

(54) Title of the invention : NON ORIENTED SILICON STEEL AND MANUFACTURING PROCESS THEREFOR

(51) International classification :C21D8/12,C21D1/26,C22C38/06
(31) Priority Document No :201210054182.1
(32) Priority Date :02/03/2012
(33) Name of priority country :China
(86) International Application No :PCT/CN2012/001685
Filing Date :11/12/2012
(87) International Publication No :WO 2013/127048
(61) Patent of Addition to Application Number :NA
Filing Date :NA
(62) Divisional to Application Number :NA
Filing Date :NA

(71)**Name of Applicant :**
1)BAOSHAN IRON & STEEL CO. LTD.
Address of Applicant :No.885 Fujin Road Baoshan District Shanghai 201900 China
(72)**Name of Inventor :**
1)XIE Shishu
2)LIU Xiandong
3)CHEN Xiao
4)HEI Hongxu
5)WANG Bo
6)MA Aihua
7)ZOU Liang
8)ZHANG Huawei
9)CAO Wei
10)ZHANG Feng
11)LIU Junliang

(57) Abstract :
The present invention provides a non oriented silicon steel with excellent magnetic properties and a manufacturing process therefor. During the manufacturing process of the present invention the temperature T of the molten steel of steel tapped from a converter during steelmaking and the carbon content [C] and the free oxygen content [O] comply with the following formula: 7.27x10=[O][C]e=2.99x10 and the final annealing step uses tension annealing at a low temperature for a short time. A non oriented silicon steel with a low iron loss and excellent anisotropy of iron loss can be obtained by means of the manufacturing process of the present invention.

No. of Pages : 25 No. of Claims : 16

(12) PATENT APPLICATION PUBLICATION
(19) INDIA
(22) Date of filing of Application :18/09/2014
(21) Application No.1841/MUMNP/2014 A
(43) Publication Date : 03/07/2015

(54) Title of the invention : WIRELESS FIELD DEVICE HAVING A RECONFIGURABLE DISCRETE INPUT/OUTPUT CHANNEL

(51) International classification :G05B19/042
(31) Priority Document No :13/450955
(32) Priority Date :19/04/2012
(33) Name of priority country :U.S.A.
(86) International Application No :PCT/US2013/029491
Filing Date :07/03/2013
(87) International Publication No :WO 2013/158231
(61) Patent of Addition to Application Number :NA
Filing Date :NA
(62) Divisional to Application Number :NA
Filing Date :NA

(71)**Name of Applicant :**
1)ROSEMOUNT INC.
Address of Applicant :8200 Market Boulevard Chanhassen MN 55317 U.S.A.
(72)**Name of Inventor :**
1)JOHNSON James
2)NELSON Richard
3)WEINBERGER Robert M.

(57) Abstract :
A wireless field device (12) for use in an industrial process includes input/output terminals (40) configured to couple to a process interface element (16). A discrete input/output channel (24) is configured to receive a discrete input from the process interface element through the input/output terminals (40) when configured as a discrete input channel. The discrete input/output channel (24) is further configured to provide a discrete output to the process interface element (16) through the input/output terminals (40) when the discrete input/output channel (24) is configured as discrete output channel. Wireless communication circuitry (48) is configured to transmit and receive information. A controller (44) communicates information through the wireless communication circuitry (48) and operates in accordance with configuration information to configure the input/output channel (24) as an input channel when the input/output terminals (40) are connected to a discrete process variable sensor and further configure the discrete input/output channel as a discrete output channel when the input/output terminals are coupled to a discrete control element.

No. of Pages : 20 No. of Claims : 20

(12) PATENT APPLICATION PUBLICATION
(19) INDIA
(22) Date of filing of Application :25/06/2014
(21) Application No.1281/MUMNP/2014 A
(43) Publication Date : 03/07/2015

(54) Title of the invention : METHOD FOR EVALUATING COSMETIC

(51) International classification :G01N33/15,A61K8/00,A61Q19/00
(31) Priority Document No :2011-283045
(32) Priority Date :26/12/2011
(33) Name of priority country :Japan
(86) International Application No :PCT/JP2012/083144
Filing Date :20/12/2012
(87) International Publication No :WO 2013/099775
(61) Patent of Addition to Application Number :NA
Filing Date :NA
(62) Divisional to Application Number :NA
Filing Date :NA

(71)**Name of Applicant :**
1)SHISEIDO COMPANY LTD.
Address of Applicant :5 5 Ginza 7 chome Chuo ku Tokyo 1040061 Japan
(72)**Name of Inventor :**
1)IWAI Ichiro
2)YAGI Eiichiro

(57) Abstract :
The purpose of the present invention is to provide a method for evaluating a cosmetic which enables the development of a cosmetic that can make a skin beautiful and healthy. The purpose can be achieved by providing a method for evaluating a skin improving effect of a cosmetic applied onto a skin employing as a measure the change in thickness of a horny cell layer between a point of time at which the skin is moisturized and a point of time at which the skin is dried after the moisturization.

No. of Pages : 35 No. of Claims : 8

(12) PATENT APPLICATION PUBLICATION
(19) INDIA
(22) Date of filing of Application :04/07/2014
(21) Application No.1363/MUMNP/2014 A
(43) Publication Date : 03/07/2015

(54) Title of the invention : VALVE FOR A COMPARTMENTALIZED TYRE AND COMPARTMENTALIZED TYRE

(51) International classification :F16K11/00,F16K15/20,B60C5/24
(31) Priority Document No :P20 1200335
(32) Priority Date :28/03/2012
(33) Name of priority country :Spain
(86) International Application No :PCT/ES2013/000083
Filing Date :27/03/2013
(87) International Publication No :WO 2013/144395
(61) Patent of Addition to Application Number :NA
Filing Date :NA
(62) Divisional to Application Number :NA
Filing Date :NA

(71)**Name of Applicant :**
1)ADVANTARIA S.L.
Address of Applicant :Avenida de los Labradores 3 2 J 28760 Tres Cantos (Madrid) Spain
(72)**Name of Inventor :**
1)REQUENA RODR • GUEZ Ignacio

(57) Abstract :
Valve for a compartmentalized tyre which has a body (1) having an end (1A) for being coupled to an inflation/deflation system (50) of the compartmentalized tyre; a second end (1B) opposite the first end for being coupled to an inflation/deflation duct (3) of the compartmentalized tyre; a flow channel (1C) between the first end (1A) and the second end (1B). The valve has two cavities in the interior of the body (1) of the valve the cavities have devices for connecting to chambers of the tyre; a communication channel (1D) between the first cavity (14) and the second cavity (15); an opening/closing element (172) formed by: an opening/closing cover (12) of the flow channel (1C); a connection/disconnection separator (17) of the communication channel (1D).

No. of Pages : 33 No. of Claims : 13

(12) PATENT APPLICATION PUBLICATION
(19) INDIA
(22) Date of filing of Application :18/09/2014
(21) Application No.1835/MUMNP/2014 A
(43) Publication Date : 03/07/2015

(54) Title of the invention : SYSTEMS METHODS APPARATUS AND COMPUTER READABLE MEDIA FOR GESTURAL MANIPULATION OF A SOUND FIELD

(51) International classification :H04R3/04,H04R3/00,G06F3/01
(31) Priority Document No :61/619202
(32) Priority Date :02/04/2012
(33) Name of priority country :U.S.A.
(86) International Application No :PCT/US2013/033082
Filing Date :20/03/2013
(87) International Publication No :WO 2013/151789
(61) Patent of Addition to Application Number :NA
Filing Date :NA
(62) Divisional to Application Number :NA
Filing Date :NA

(71)**Name of Applicant :**
1)QUALCOMM INCORPORATED
Address of Applicant :Attn: International IP Administration 5775 Morehouse Drive San Diego CA 92121 1714 U.S.A.
(72)**Name of Inventor :**
1)XIANG Pei
2)VISSER Erik

(57) Abstract :
Gesture responsive modification of a generated sound field is described.

No. of Pages : 84 No. of Claims : 44

(12) PATENT APPLICATION PUBLICATION
(19) INDIA
(22) Date of filing of Application :18/09/2014
(21) Application No.1836/MUMNP/2014 A
(43) Publication Date : 03/07/2015

(54) Title of the invention : PUSH BUTTON CONFIGURATION FOR HYBRID NETWORK DEVICES

(51) International classification :H04M1/00
(31) Priority Document No :61/620828
(32) Priority Date :05/04/2012
(33) Name of priority country :U.S.A.
(86) International Application No :PCT/CN2012/082247
Filing Date :28/09/2012
(87) International Publication No :WO 2013/149459
(61) Patent of Addition to Application Number :NA
Filing Date :NA
(62) Divisional to Application Number :NA
Filing Date :NA

(71)**Name of Applicant :**
1)QUALCOMM INCORPORATED
Address of Applicant :International IP Administration 5775 Morehouse Drive San Diego CA 92121 1714 U.S.A.
(72)**Name of Inventor :**
1)XU Kegang
2)CHEN Zhi

(57) Abstract :
A push button technique can be implemented to establish multiple secure connections between hybrid devices and to automatically add a new access point to a communication network. After button associated with a first hybrid device and a second hybrid device are activated the first hybrid device and the second hybrid device can establish one or more secure communication links with each other via some/all of their network interfaces. In some embodiments the push button technique can be used to establish a secure communication link between a new access point that is to be added to the communication network and an existing access point that is already part of the communication network. The new access point can receive configuration parameters associated with the existing access point via the secure communication link and can configure itself in accordance with the received configuration parameters for integration into the communication network.

No. of Pages : 53 No. of Claims : 32

(12) PATENT APPLICATION PUBLICATION
(21) Application No.1837/MUMNP/2014 A
(19) INDIA
(22) Date of filing of Application :18/09/2014
(43) Publication Date : 03/07/2015

(54) Title of the invention : METHOD AND DEVICE FOR SECURING A HAZARDOUS WORKING AREA OF AN AUTOMATED MACHINE

(51) International classification :F16P3/14
(31) Priority Document No :10 2012 102 236.4
(32) Priority Date :16/03/2012
(33) Name of priority country :Germany
(86) International Application No :PCT/EP2013/054833
Filing Date :11/03/2013
(87) International Publication No :WO 2013/135608
(61) Patent of Addition to Application Number :NA
Filing Date :NA
(62) Divisional to Application Number :NA
Filing Date :NA

(71)**Name of Applicant :**
1)PILZ GMBH & CO. KG
Address of Applicant :Felix Wankel Str. 2 73760 Ostfildern Germany
(72)**Name of Inventor :**
1)DOETTLING Dietmar
2)PILZ Thomas
3)FRANK Ruediger
4)HUFNAGEL Mark

(57) Abstract :
To secure a hazardous working area (24) of an automated machine (22) a sensor unit (12) supplies a respective current 3D image of the working area (24) at defined time intervals. An evaluator (18) incorporates a fail safe foreign object detector (50) a classifier (54) a person tracker (66) and a comparator (68). The foreign object detector (50) generates a first signal with first position information that is representative for the position of a foreign object in the protected area (30) as a function of the respective current 3D image and as a function of a defined protected area (30). The classifier (54) attempts to identify the foreign object as a person (34). The person tracker (66) tracks the identified person (34) via a series of respective current 3D images and determines second position information after each new 3D image that represents the current position of the identified person (34). A control signal to halt the machine (22) is generated if the position of the foreign object in accordance with the first position information and the position of the identified person are different from each other.

No. of Pages : 30 No. of Claims : 14

(12) PATENT APPLICATION PUBLICATION
(19) INDIA
(22) Date of filing of Application :17/09/2014
(21) Application No.1831/MUMNP/2014 A
(43) Publication Date : 03/07/2015

(54) Title of the invention : DEVICE FOR FILTERING A THERMOPLASTIC MELT

(51) International classification :B01D29/60,B29B13/10,B29C45/58
(31) Priority Document No :10 2012 006 563.9
(32) Priority Date :30/03/2012
(33) Name of priority country :Germany
(86) International Application No :PCT/EP2013/000886
Filing Date :22/03/2013
(87) International Publication No :WO 2013/152830
(61) Patent of Addition to Application Number :NA
Filing Date :NA
(62) Divisional to Application Number :NA
Filing Date :NA

(71)**Name of Applicant :**
1)MAAG PUMP SYSTEMS GMBH
Address of Applicant :Ostring 19 63762 Grossostheim Germany
(72)**Name of Inventor :**
1)POHL Harald

(57) Abstract :
The invention relates to a device for filtering a thermoplastic melt comprising a housing (1) having at least one fluid feed channel (2) and at least one fluid discharge channel (3) and having at least two bores (4 5) which are in fluid communication with the fluid feed channel and the fluid discharge channel respectively. In each of the bores a respective bolt (6 7) is axially movable radially rotatable and mounted in a fluid tight manner and each of the bolts is provided with a filter unit (8 9) having an inflow side and an outflow side. The bolts can each be moved at least between a filtering position and a back flushing position and each of the bolts can be moved into a filling position in which via a respective clean fluid channel (12 13) fluid flows from the outflow side of the respective filter unit to a storage space (14 15) produced by the movement of the respective bolt in the respective bore. As the respective bore is moved into the back flushing position the fluid again flows through the respective filter unit to the at least one back flushing channel and out of the housing.

No. of Pages : 29 No. of Claims : 16

(12) PATENT APPLICATION PUBLICATION
(19) INDIA
(22) Date of filing of Application :17/09/2014
(21) Application No.1832/MUMNP/2014 A
(43) Publication Date : 03/07/2015

(54) Title of the invention : FUSE END CAP WITH CRIMPABLE TERMINAL

(51) International classification :H01R4/22
(31) Priority Document No :61/615983
(32) Priority Date :27/03/2012
(33) Name of priority country :U.S.A.
(86) International Application No :PCT/US2013/034028
Filing Date :27/03/2013
(87) International Publication No :WO 2013/148786
(61) Patent of Addition to Application Number :NA
Filing Date :NA
(62) Divisional to Application Number :NA
Filing Date :NA

(71)**Name of Applicant :**
1)LITTELFUSE INC.
Address of Applicant :8755 West Higgins Road Suite 500 Chicago Illinois 60631 U.S.A.
(72)**Name of Inventor :**
1)GILMAN Daniel R.
2)NOVAK Thomas M.
3)SIEGWALD Nathan C.

(57) Abstract :
A fuse end cap for providing an electrical connection between a fuse and an electrical conductor. The fuse end cap may include a mounting cuff defining a first cavity that is adapted to receive a fuse body. The mounting cuff may be configured to be mounted to the fuse body by friction fit for example. The fuse end cap may further include a terminal defining a second cavity adapted to receive a conductor. The terminal may be configured to be crimped about the conductor to retain the conductor within the second cavity.

No. of Pages : 26 No. of Claims : 20

(12) PATENT APPLICATION PUBLICATION
(21) Application No.1833/MUMNP/2014 A
(19) INDIA
(22) Date of filing of Application :17/09/2014
(43) Publication Date : 03/07/2015

(54) Title of the invention : METHOD FOR EVALUATING COSMETIC FOR EFFECTIVENESS IN IMPROVING WRINKLES

(51) International classification :G01N21/84
(31) Priority Document No :2012-071065
(32) Priority Date :27/03/2012
(33) Name of priority country :Japan
(86) International Application No :PCT/JP2013/056174
Filing Date :06/03/2013
(87) International Publication No :WO 2013/146151
(61) Patent of Addition to Application Number :NA
Filing Date :NA
(62) Divisional to Application Number :NA
Filing Date :NA

(71)**Name of Applicant :**
1)SHISEIDO COMPANY LTD.
Address of Applicant :5 5 Ginza 7 chome Chuo ku Tokyo 1040061 Japan
(72)**Name of Inventor :**
1)IWAI Ichiro
2)HARA Yusuke

(57) Abstract :
The purpose of the present invention is to provide a rapid and widely practicable cosmetic evaluating method for evaluating the performance of candidate cosmetics in improving wrinkles in the horny cell layer. Provided is a method for evaluating the effectiveness in wrinkle improvement of a candidate cosmetic by immersing a horny cell layer sheet having creases and wrinkles in the candidate cosmetic and verifying the disappearance of the creases and wrinkles after drying whereby the purpose is achieved.

No. of Pages : 19 No. of Claims : 5

(12) PATENT APPLICATION PUBLICATION
(19) INDIA
(22) Date of filing of Application :18/09/2014
(21) Application No.1834/MUMNP/2014 A
(43) Publication Date : 03/07/2015

(54) Title of the invention : VEHICLE DATA PROCESSING SYSTEM VEHICLE DATA PROCESSING METHOD VEHICLE DATA PROCESSING DEVICE PROGRAM AND RECORDING MEDIUM

(51) International classification	:G07B15/06,G08G1/015,G08G1/017
(31) Priority Document No	:2012-067889
(32) Priority Date	:23/03/2012
(33) Name of priority country	:Japan
(86) International Application No	:PCT/JP2013/056299
Filing Date	:07/03/2013
(87) International Publication No	:WO 2013/141034
(61) Patent of Addition to Application Number	:NA
Filing Date	:NA
(62) Divisional to Application Number	:NA
Filing Date	:NA

(71)**Name of Applicant :**
1)MITSUBISHI HEAVY INDUSTRIES LTD.
Address of Applicant :16 5 Konan 2 chome Minato ku Tokyo 1088215 Japan
(72)**Name of Inventor :**
1)OKAZAKI Takuma
2)NAKAO Kenta

(57) Abstract :
A vehicle data processing system is provided with: multiple imaging devices that are provided in a row above a road in the width direction thereof and that chronologically image diagonally downward; a measurement device that is provided so as to scan the width direction of the road in the imaging range of the imaging devices and that measures a dimension of a vehicle that passes through the scan range of said measurement device; and a vehicle data processing device that processes data of the vehicle which travels on the road. The vehicle data processing device comprises a data linking unit that links one item of measurement data to one item of imaging data. Said measurement data is among multiple items of measurement data that contain the vehicle information measured by the measurement device and contains information that is the same as the vehicle information imaged by the imaging devices. Said imaging data contains the vehicle information imaged by the imaging devices.

No. of Pages : 78 No. of Claims : 13

(12) PATENT APPLICATION PUBLICATION
(21) Application No.1744/MUMNP/2014 A
(19) INDIA
(22) Date of filing of Application :01/09/2014
(43) Publication Date : 03/07/2015

(54) Title of the invention : CLUTCH DEVICE OF GEAR TRANSMISSION SYSTEM OF CIRCUIT BREAKER SPRING OPERATING MECHANISM

(51) International classification :H01H3/58
(31) Priority Document No :201210359126.9
(32) Priority Date :24/09/2012
(33) Name of priority country :China
(86) International Application No :PCT/CN2013/083971
Filing Date :23/09/2013
(87) International Publication No :WO 2014/044222
(61) Patent of Addition to Application Number :NA
Filing Date :NA
(62) Divisional to Application Number :NA
Filing Date :NA

(71)**Name of Applicant :**
1)CHINA XD ELECTRIC CO. LTD
Address of Applicant :No.7 Tangxing Road Xian Shaanxi 710075 China
(72)**Name of Inventor :**
1)DENG Hongxiang
2)SU Jufang
3)ZHANG Qiang
4)MA ZENGRUI

(57) Abstract :
A clutch device of a gear transmission system of a circuit breaker spring operating mechanism comprises an energy storage shaft (1) a large gear (4) and a small gear (5). At an energy storage holding position of the large gear a tooth missing and special teeth area is arranged corresponding to the small gear. In a cavity in the large gear in the area and a backward extended part a clutch cam (6) whose resetting is driven by a resetting spring (3) is disposed. In the area the large gear comprises a first special tooth (4a) a second special tooth (4c) and a space (4b) between the first and second special teeth. When energy storage is completed the small gear pushes the first special tooth to push the large gear and energy storage shaft to the energy storage holding position that is separated from a friction dead zone and the small gear and large gear automatically disengage from each other. When the energy storage holding position is reached during energy storage the small gear rotates due to inertia and stops at any possible position. When the large gear is quickly rotated after switch on the small gear and large gear can reliably and stably reengage with each other. In any situation phenomena such as jamming of the large and small gears and a switch on failure are not likely to occur.

No. of Pages : 40 No. of Claims : 9

(12) PATENT APPLICATION PUBLICATION
(19) INDIA
(22) Date of filing of Application :01/09/2014
(21) Application No.1745/MUMNP/2014 A
(43) Publication Date : 03/07/2015

(54) Title of the invention : SUCTION APPARATUS FOR A WORK MACHINE SUCH AS A LASER BRIDGE FOR AN EMBROIDERY / SEWING MACHINE

(51) International classification :D05C7/00,B23K26/16
(31) Priority Document No :UD2012A000020
(32) Priority Date :08/02/2012
(33) Name of priority country :Italy
(86) International Application No :PCT/IB2013/000160
Filing Date :08/02/2013
(87) International Publication No :WO 2013/117984
(61) Patent of Addition to Application Number :NA
Filing Date :NA
(62) Divisional to Application Number :NA
Filing Date :NA

(71)**Name of Applicant :**
1)SEIT ELETTRONICA SRL
Address of Applicant :Via Pra Fontana 18 I 31049 Valdobbiadene Italy
(72)**Name of Inventor :**
1)CODELLO Claudio

(57) Abstract :
Suction apparatus for a work machine such as a guide or laser bridge for an embroidery /sewing machine (11) suitable to take in the harmful fumes generated by work operations having at least a cutting unit (20) to carry out work operations a suction channel (28) provided with at least a longitudinal aperture (51) a cover element (42) to cover the longitudinal aperture (51) a suction pipe (29) and a lifting element (27) solid with the cutting unit (20) interposed between the suction pipe (29) and the suction channel (28) and defining a compartment (45).

No. of Pages : 17 No. of Claims : 6

(12) PATENT APPLICATION PUBLICATION
(21) Application No.1747/MUMNP/2014 A
(19) INDIA
(22) Date of filing of Application :01/09/2014
(43) Publication Date : 03/07/2015

(54) Title of the invention : LAP FORMING DEVICE FOR A LAP WINDING MACHINE

(51) International classification :D01G27/00
(31) Priority Document No :BS2012A000039
(32) Priority Date :12/03/2012
(33) Name of priority country :Italy
(86) International Application No :PCT/IB2013/051169
Filing Date :13/02/2013
(87) International Publication No :WO 2013/136200
(61) Patent of Addition to Application Number :NA
Filing Date :NA
(62) Divisional to Application Number :NA
Filing Date :NA

(71)**Name of Applicant :**
1)MARZOLI MACHINES TEXTILE S.r.l.
Address of Applicant :Via S. Alberto 10 I 25036 Palazzolo SullOglio Brescia Italy
(72)**Name of Inventor :**
1)PRANDINI Girolamo
2)SOLIANI Luca

(57) Abstract :
Forming device (1) of a lap (L) for a lap winder comprising a primary calender (22) a secondary calender (24) and a carriage (41) fitted with plates (42) translatable to accompany the lap being formed. Piston cylinder groups (50) are provided for keeping the lap being formed in forced contact with the two calenders (22 24) and for keeping the lap (L) suspended above the calenders (22 24) during a pause in formation.

No. of Pages : 17 No. of Claims : 15

(12) PATENT APPLICATION PUBLICATION
(19) INDIA
(22) Date of filing of Application :19/09/2014
(21) Application No.1846/MUMNP/2014 A
(43) Publication Date : 03/07/2015

(54) Title of the invention : LEVEL DECISION IN RATE DISTORTION OPTIMIZED QUANTIZATION

(51) International classification :H04N7/26
(31) Priority Document No :61/623929
(32) Priority Date :13/04/2012
(33) Name of priority country :U.S.A.
(86) International Application No :PCT/US2013/031596
Filing Date :14/03/2013
(87) International Publication No :WO 2013/154747
(61) Patent of Addition to Application Number :NA
Filing Date :NA
(62) Divisional to Application Number :NA
Filing Date :NA

(71)**Name of Applicant :**
1)QUALCOMM INCORPORATED
Address of Applicant :ATTN: International IP Administration 5775 Morehouse Drive San Diego California 92121 1714 U.S.A.
(72)**Name of Inventor :**
1)YU Yang
2)COBAN Muhammed Zeyd
3)KARCZEWICZ Marta

(57) Abstract :
A computing device such as a video encoder determines an initial quantized level for a coefficient of a coefficient block and determines whether the coefficient is less than the product of the initial quantized level and a quantization step size value. In response to determining that the coefficient is less than the product of the initial quantized level and the quantization step size value the computing device determines rate distortion costs of quantizing the coefficient to be the initial quantized level for the coefficient the initial quantized level minus one and in some circumstances 0. The computing device determines an actual quantized level for the coefficient based at least in part on the calculated rate distortion costs and includes the actual quantized level in a quantized version of the coefficient block.

No. of Pages : 79 No. of Claims : 22

(12) PATENT APPLICATION PUBLICATION
(19) INDIA
(22) Date of filing of Application :01/09/2014
(21) Application No.1754/MUMNP/2014 A
(43) Publication Date : 03/07/2015

(54) Title of the invention : HETEROCYCLYL COMPOUNDS

(51) International classification :C07D471/04,A61P35/00
(31) Priority Document No :288/KOL/2012
(32) Priority Date :14/03/2012
(33) Name of priority country :India
(86) International Application No :PCT/IB2013/051915
Filing Date :11/03/2013
(87) International Publication No :WO 2013/136254
(61) Patent of Addition to Application Number :NA
Filing Date :NA
(62) Divisional to Application Number :NA
Filing Date :NA

(71)**Name of Applicant :**
1)LUPIN LIMITED
Address of Applicant :159 CST Road Kalina Santacruz (East)State of Maharashtra Mumbai 400 098 India.
(72)**Name of Inventor :**
1)DAVE Bhavesh
2)BANERJEE Rakesh Kumar
3)PHUKAN Samiron
4)KHOJE Abhijit Datta
5)HANGARGE Rajkumar
6)JADHAV Jitendra Sambhaji
7)PALLE Venkata P.
8)KAMBOJ Rajender Kumar

(57) Abstract :
The present invention is related to heteroaryl comounds as MEK inhibitors. The invention includes heteroaryl compounds of formula I their tautomers and pharmaceutically acceptable salts combinations with suitable medicament and pharmaceutical compositions thereof. The present invention also includes process of preparation of the said compounds and intended use in therapy of them. (Formula I) (I)

No. of Pages : 80 No. of Claims : 38

(12) PATENT APPLICATION PUBLICATION
(19) INDIA
(22) Date of filing of Application :01/09/2014
(21) Application No.1755/MUMNP/2014 A
(43) Publication Date : 03/07/2015

(54) Title of the invention : HETEROCYCLYL COMPOUNDS AS MEK INHIBITORS

(51) International classification :C07D471/04
(31) Priority Document No :288/KOL/2012
(32) Priority Date :14/03/2012
(33) Name of priority country :India
(86) International Application No :PCT/IB2013/051908
Filing Date :11/03/2013
(87) International Publication No :WO 2013/136249
(61) Patent of Addition to Application Number :NA
Filing Date :NA
(62) Divisional to Application Number :NA
Filing Date :NA

(71)**Name of Applicant :**
1)LUPIN LIMITED
Address of Applicant :159 CST Road Kalina Santacruz (East)State of Maharashtra Mumbai 400 098 India
(72)**Name of Inventor :**
1)DAVE Bhavesh
2)BANERJEE Rakesh Kumar
3)PHUKAN Samiron
4)KHOJE Abhijit Datta
5)HANGARGE Rajkumar
6)JADHAV Jitendra Sambhaji
7)PALLE Venkata P.
8)KAMBOJ Rajender Kumar

(57) Abstract :
The present disclosure is related to heteroaryl compounds as MEK inhibitors. These compounds include heteroaryl compounds of Formula (I) their pharmaceutically acceptable salts combinations with suitable medicament and pharmaceutical compositions thereof. The present disclosure also includes processes of preparation of the compounds and their use in methods of treatment. The compounds as disclosed herein are of Formula (I) below:

No. of Pages : 145 No. of Claims : 39

(12) PATENT APPLICATION PUBLICATION
(19) INDIA
(22) Date of filing of Application :01/09/2014
(21) Application No.1756/MUMNP/2014 A
(43) Publication Date : 03/07/2015

(54) Title of the invention : THIAZOLE DERIVATIVES AS ALPHA 7 NACHR MODULATORS

(51) International classification	:C07D417/04,C07D417/06,C07D417/14
(31) Priority Document No	:235/KOL/2012
(32) Priority Date	:06/03/2012
(33) Name of priority country	:India
(86) International Application No	:PCT/IB2013/051455
Filing Date	:22/02/2013
(87) International Publication No	:WO 2013/132380
(61) Patent of Addition to Application Number	:NA
Filing Date	:NA
(62) Divisional to Application Number	:NA
Filing Date	:NA

(71)**Name of Applicant :**
1)LUPIN LIMITED
Address of Applicant :159 CST Road Kalina Santacruz (East) State of Maharashtra Mumbai 400 098 India
(72)**Name of Inventor :**
1)SINHA Neelima
2)KARCHE Navnath Popat
3)HAJARE Anil Kashiram
4)ADURKAR Shridhar Keshav
5)LAIRIKYENGBAM Bikramjit Singh
6)RAJE Firoj Aftab
7)TILEKAR Ajay Ramchandra
8)THUBE Baban Rupaji
9)PALLE Venkata P.
10)KAMBOJ Rajender Kumar

(57) Abstract :
Disclosed is a compound of formula (I) wherein Y Ring D m and R R are as described herein as a modulator of nicotinic acetylcholine receptors particularly the a7 subtype in a subject in need thereof as well as pharmaceutically acceptable salts polymorphs solvates and isomers thereofs for use either alone or in combinations with suitable other medicaments and pharmaceutical compositions containing such compounds. Also disclosed are a process of preparation of the compounds and the intended uses thereof in therapy particularly in the prophylaxis and therapy of disorders such as Alzheimer s disease mild cognitive impairment senile dementia and the like.

No. of Pages : 146 No. of Claims : 23

(12) PATENT APPLICATION PUBLICATION
(19) INDIA
(22) Date of filing of Application :02/09/2014
(21) Application No.1757/MUMNP/2014 A
(43) Publication Date : 03/07/2015

(54) Title of the invention : PROCESS FOR PREPARING INFANT FORMULA

(51) International classification :A23L1/29,A23L1/30,A23D7/005
(31) Priority Document No :12159673.8
(32) Priority Date :15/03/2012
(33) Name of priority country :EPO
(86) International Application No :PCT/EP2013/055067
Filing Date :13/03/2013
(87) International Publication No :WO 2013/135738
(61) Patent of Addition to Application Number :NA
Filing Date :NA
(62) Divisional to Application Number :NA
Filing Date :NA

(71)**Name of Applicant :**
1)N.V. NUTRICIA
Address of Applicant :1ste Stationsstraat 186 NL 2712 HM Zoetermeer Netherlands
(72)**Name of Inventor :**
1)VAN DEN BRENK Joep
2)VAN DIJKE Koen Cornelis
3)VAN DER STEEN Adriana Martina Lamberta
4)MOONEN Raoul Charles Johan
5)VAN BAALEN Antonie

(57) Abstract :
The present invention relates to a process for preparing a spray dried lipid and protein component containing composition comprising large lipid globules preferably coated with polar lipids and to the compositions obtained thereby. The obtained compositions are preferably for feeding infants and young children.

No. of Pages : 41 No. of Claims : 19

(12) PATENT APPLICATION PUBLICATION
(19) INDIA
(22) Date of filing of Application :19/09/2014
(21) Application No.1851/MUMNP/2014 A
(43) Publication Date : 03/07/2015

(54) Title of the invention : CONNECTED MODE MOBILITY BETWEEN RADIO ACCESS NETWORKS

(51) International classification :H04W36/14
(31) Priority Document No :PCT/CN2012/073458
(32) Priority Date :01/04/2012
(33) Name of priority country :China
(86) International Application No :PCT/CN2013/072637
Filing Date :14/03/2013
(87) International Publication No :WO 2013/149544
(61) Patent of Addition to Application Number :NA
Filing Date :NA
(62) Divisional to Application Number :NA
Filing Date :NA

(71)**Name of Applicant :**
1)QUALCOMM INCORPORATED
Address of Applicant :ATTN: International IP Administration 5775 Morehouse Drive San Diego California 92121 1714 U.S.A.
(72)**Name of Inventor :**
1)ZHU Xipeng
2)PICA Francesco
3)RAMACHANDRAN Shyamal
4)GRIOT Miguel
5)DHANDA Mungal Singh
6)KITAZOE Masato
7)GRANZOW Wolfgang
8)GHOLMIEH Aziz

(57) Abstract :
A method an apparatus and a computer program product for wireless communication are provided in which a user equipment performs an inter radio access technology (RAT) mobility procedure from a first network to a second network while idle mode signaling reduction (ISR) is active locally deactivates (ISR) in connection with completion of the inter RAT mobility procedure and initiates a location management procedure in the second network. Depending on the respective type of the first and second network and the connection state of the (UE) with respect to the first network the mobility procedure may be performed in response to a mobility command received from the first network or in response to a mobility condition of the first network as detected by the (UE).

No. of Pages : 58 No. of Claims : 54

(12) PATENT APPLICATION PUBLICATION
(19) INDIA
(22) Date of filing of Application :01/09/2014
(21) Application No.1752/MUMNP/2014 A
(43) Publication Date : 03/07/2015

(54) Title of the invention : INFORMATION PROCESSING APPARATUS METHOD AND NON TRANSITORY COMPUTER READABLE MEDIUM

(51) International classification	:H04M1/725,G06F3/041,G06F3/048
(31) Priority Document No	:2012-058063
(32) Priority Date	:15/03/2012
(33) Name of priority country	:Japan
(86) International Application No	:PCT/JP2013/001276
Filing Date	:01/03/2013
(87) International Publication No	:WO 2013/136707
(61) Patent of Addition to Application Number	:NA
Filing Date	:NA
(62) Divisional to Application Number	:NA
Filing Date	:NA

(71)**Name of Applicant :**
1)SONY CORPORATION
Address of Applicant :1 7 1 Konan Minato ku Tokyo 1080075 Japan
(72)**Name of Inventor :**
1)HIRO Daisuke
2)TAKAOKA Lyo
3)YANO Akane
4)NARITA Tomoya

(57) Abstract :
An information processing apparatus that controls a display to display an operation target; determines a contact size of an object on the display; and enables or disables an operation input for the operation target based on the contact size.

No. of Pages : 45 No. of Claims : 20

(12) PATENT APPLICATION PUBLICATION
(19) INDIA
(22) Date of filing of Application :01/09/2014
(21) Application No.1753/MUMNP/2014 A
(43) Publication Date : 03/07/2015

(54) Title of the invention : ENGAGEMENT DEPENDENT GESTURE RECOGNITION

(51) International classification :G06F3/01
(31) Priority Document No :61/598280
(32) Priority Date :13/02/2012
(33) Name of priority country :U.S.A.
(86) International Application No :PCT/US2013/025971
Filing Date :13/02/2013
(87) International Publication No :WO 2013/123077
(61) Patent of Addition to Application Number :NA
Filing Date :NA
(62) Divisional to Application Number :NA
Filing Date :NA

(71)**Name of Applicant :**
1)QUALCOMM INCORPORATED
Address of Applicant :ATTN: International IP Administration 5775 Morehouse Drive San Diego California 92121 1714 U.S.A.
(72)**Name of Inventor :**
1)CLARKSON Ian Charles

(57) Abstract :
Methods apparatuses systems and computer readable media for performing engagement dependent gesture recognition are presented. According to one or more aspects a computing device may detect an engagement of a plurality of engagements and each engagement of the plurality of engagements may define a gesture interpretation context of a plurality of gesture interpretation contexts. Subsequently the computing device may detect a gesture. Then the computing device may execute at least one command based on the detected gesture and the gesture interpretation context defined by the detected engagement. In some arrangements the engagement may be an engagement pose such as a hand pose while in other arrangements the detected engagement may be an audio engagement such as a particular word or phrase spoken by a user.

No. of Pages : 48 No. of Claims : 44

(12) PATENT APPLICATION PUBLICATION
(19) INDIA
(22) Date of filing of Application :19/09/2014

(21) Application No.1855/MUMNP/2014 A
(43) Publication Date : 03/07/2015

(54) Title of the invention : SUSTAINABLE SHOWER

(51) International classification :E03C1/084,B05B7/08,A47K3/28
(31) Priority Document No :748/MUM/2012
(32) Priority Date :21/03/2012
(33) Name of priority country :India
(86) International Application No :PCT/EP2013/054358
Filing Date :05/03/2013
(87) International Publication No :WO 2013/139588
(61) Patent of Addition to Application Number :NA
Filing Date :NA
(62) Divisional to Application Number :NA
Filing Date :NA

(71)**Name of Applicant :**
1)UNILEVER PLC
Address of Applicant :a company registered in England and Wales under company no. 41424 of Unilever House 100 Victoria Embankment London Greater London EC4Y 0DY U.K.
(72)**Name of Inventor :**
1)SHANKAR Venkatesh
2)PRATAP Shailendra
3)SHAH Nimish Harshadrai

(57) Abstract :
Disclosed is a shower apparatus comprising: a housing (1 2 3) for an object (4); and a plurality of set of coplanar nozzles inside said housing the nozzles allowing for a simultaneous spray of a pressurised gas and a liquid on said object. Each set of nozzles comprises a first nozzle (7a 7b 7c) for spraying said gas and adjacent thereto at least one further nozzle (6a 6b 6c 8a 8b 8c) for spraying said liquid. The axis of the nozzle for spraying said gas is arranged at an acute angle with respect to the axis of the nozzle for spraying said liquid. The nozzles are configured to provide improved cleansing in a single shower while consuming less water.

No. of Pages : 28 No. of Claims : 15

(12) PATENT APPLICATION PUBLICATION
(19) INDIA
(22) Date of filing of Application :19/09/2014

(21) Application No.1856/MUMNP/2014 A
(43) Publication Date : 03/07/2015

(54) Title of the invention : SOLID DIETARY SUPPLEMENT DOSING DEVICE AND DISPENSING METHOD

(51) International classification :C02F1/68,C02F1/00
(31) Priority Document No :747/MUM/2012
(32) Priority Date :21/03/2012
(33) Name of priority country :India
(86) International Application No :PCT/EP2013/053253
Filing Date :19/02/2013
(87) International Publication No :WO 2013/139548
(61) Patent of Addition to Application Number :NA
Filing Date :NA
(62) Divisional to Application Number :NA
Filing Date :NA

(71)**Name of Applicant :**
1)UNILEVER PLC
Address of Applicant :Unilever House 100 Victoria Embankment London EC4Y 0DY U.K.
(72)**Name of Inventor :**
1)GOPALKRISHNA Girish Shanka
2)DAGAONKAR Manoj Vilas
3)KUMARAN Vetri

(57) Abstract :
Dispensing method and dietary supplement dosing device comprising a cartridge comprising an inlet for feed water an outlet for treated water a container comprising at least one water leachable solid dietary supplement resting on a base having at least one port for passage of feed water. The cartridge is connected to a chamber comprising at least two compartments separated by a weir. The first compartment has an inlet port in fluid communication with a source of feed water where said first compartment connectable to the inlet of the dietary supplement cartridge. The second compartment has an outlet port for dispensing treated water and is connectable to the outlet of the cartridge. The base of the first compartment is non horizontal and the weir comprises a notch. The may be flow control on the faucet side.

No. of Pages : 27 No. of Claims : 13

(12) PATENT APPLICATION PUBLICATION
(19) INDIA
(22) Date of filing of Application :02/09/2014
(21) Application No.1762/MUMNP/2014 A
(43) Publication Date : 03/07/2015

(54) Title of the invention : SHAPE MEASURING METHOD AND SHAPE MEASURING DEVICE

(51) International classification :G01B11/24
(31) Priority Document No :NA
(32) Priority Date :NA
(33) Name of priority country :NA
(86) International Application No :PCT/JP2012/076493
Filing Date :12/10/2012
(87) International Publication No :WO 2014/057580
(61) Patent of Addition to Application Number :NA
Filing Date :NA
(62) Divisional to Application Number :NA
Filing Date :NA

(71)**Name of Applicant :**
1)NIRECO CORPORATION
Address of Applicant :2951 4 Ishikawa Machi Hachioji City Tokyo 1928522 Japan
(72)**Name of Inventor :**
1)OHTA Yoshitaka

(57) Abstract :
The purpose of the present invention is to not only decrease the time required to detect an optical section line in an optical sectioning method but to improve precision in shape measurement of an object to be measured. In this shape measuring method after an area dividing line (150) is drawn in a region that includes an extracted optical section line (160) and the region is divided into small areas (151) a longitudinal region (152) is established that spreads in the up and down direction by a plurality of pixels centered around the location of the optical section line (160) in each small area (151). The next image processing occurs in the whole region (153) of the longitudinal regions (152).

No. of Pages : 48 No. of Claims : 26

(12) PATENT APPLICATION PUBLICATION
(19) INDIA
(22) Date of filing of Application :02/09/2014
(21) Application No.1763/MUMNP/2014 A
(43) Publication Date : 03/07/2015

(54) Title of the invention : STATUS DISPLAY FOR THE STATE OF AN OPERATIONALLY RELEVANT COMPONENT OF A MOTOR VEHICLE

(51) International classification :B60Q1/50,G01R31/36
(31) Priority Document No :A 197/2012
(32) Priority Date :16/02/2012
(33) Name of priority country :Austria
(86) International Application No :PCT/AT2013/050018
Filing Date :22/01/2013
(87) International Publication No :WO 2013/120120
(61) Patent of Addition to Application Number :NA
Filing Date :NA
(62) Divisional to Application Number :NA
Filing Date :NA

(71)**Name of Applicant :**
1)ZIZALA LICHTSYSTEME GMBH
Address of Applicant :Scheibbser Strae 17 A 3250 Wieselburg Austria
(72)**Name of Inventor :**
1)REINPRECHT Markus

(57) Abstract :
The invention relates to a status display for the state of an operationally relevant component (1) of a motor vehicle. An illuminating structure (4) supplied to by at least two light sources (5 6) is arranged in a position of the vehicle which is visible from the outside. A control circuit (3) which is associated with the light sources is designed to control the light sources in accordance with a state signal (s) representing the state of the operationally relevant components (1) such that the luminance and/or the colour indicates along the illuminating structure and in a scaled manner the state of the component.

No. of Pages : 24 No. of Claims : 9

(12) PATENT APPLICATION PUBLICATION
(19) INDIA
(22) Date of filing of Application :19/09/2014
(21) Application No.1861/MUMNP/2014 A
(43) Publication Date : 03/07/2015

(54) Title of the invention : BUILDINGS WITH WIND ENERGY CONVERSION SYSTEMS

(51) International classification :F03D9/00,F03D1/04,F03D11/00
(31) Priority Document No :13/605310
(32) Priority Date :06/09/2012
(33) Name of priority country :U.S.A.
(86) International Application No :PCT/US2013/056736
Filing Date :27/08/2013
(87) International Publication No:WO 2014/039319
(61) Patent of Addition to Application Number :NA
Filing Date :NA
(62) Divisional to Application Number :NA
Filing Date :NA

(71)**Name of Applicant :**
1)SHEER WIND INC.
Address of Applicant :143 Jonathan Blvd. N. Suite 200 Chaska Minnesota 55318 U.S.A.
(72)**Name of Inventor :**
1)ALLAEI Daryoush

(57) Abstract :
An embodiment of a building may include a wind energy conversion system with a duct that may be a substantially vertical converging nozzle. An energy extractor may be fluidly coupled to the duct. For some embodiments a space within the building may be part of the wind energy conversion system and may be fluidly coupled to the energy extractor by the duct.

No. of Pages : 42 No. of Claims : 52

(12) PATENT APPLICATION PUBLICATION
(19) INDIA
(22) Date of filing of Application :20/09/2014
(21) Application No.1862/MUMNP/2014 A
(43) Publication Date : 03/07/2015

(54) Title of the invention : ELECTRODE ACTIVE MATERIAL FOR LITHIUM SECONDARY BATTERY AND METHOD FOR MANUFACTURING SAME

(51) International classification	:H01M4/583,H01M4/48,H01M10/04
(31) Priority Document No	:10-2012-0020471
(32) Priority Date	:28/02/2012
(33) Name of priority country	:Republic of Korea
(86) International Application No	:PCT/KR2013/001601
Filing Date	:27/02/2013
(87) International Publication No	:WO 2013/129850
(61) Patent of Addition to Application Number	:NA
Filing Date	:NA
(62) Divisional to Application Number	:NA
Filing Date	:NA

(71)**Name of Applicant :**
1)LG CHEM LTD.
Address of Applicant :128 Yeoui daero Yeongdeungpo gu Seoul 150 721 Republic of Korea
(72)**Name of Inventor :**
1)LEE Yong Ju
2)KIM Je Young
3)CHOI Seung Youn
4)JUNG Dong Sub

(57) Abstract :
The present invention relates to an electrode active material for a lithium secondary battery and to a method for manufacturing same. The electrode active material for a lithium secondary battery according to the present invention comprises: a core unit comprising (a) a first particulate made of metal (metalloids) capable of being alloyed with lithium and (b) a second particulate made of an oxide that contains both metal (metalloids) the same as the above mentioned metal (metalloids) and lithium; and a conductive carbon layer coated on an outer surface of the core unit. The electrode active material of the present invention has high capacity and improved electrical conductivity thereby achieving superior charging/discharging rate limiting characteristics.

No. of Pages : 23 No. of Claims : 17

(12) PATENT APPLICATION PUBLICATION
(19) INDIA
(22) Date of filing of Application :20/09/2014
(21) Application No.1863/MUMNP/2014 A
(43) Publication Date : 03/07/2015

(54) Title of the invention : DISPERSED CALCIUM CARBONATE CONTAINING MATERIAL FOR AN IMPROVED STABILITY UNDER ALKALINE CONDITIONS

(51) International classification :C01F11/18,C09C1/02,D21H19/38
(31) Priority Document No :12162765.7
(32) Priority Date :30/03/2012
(33) Name of priority country :EPO
(86) International Application No :PCT/EP2013/056390
Filing Date :26/03/2013
(87) International Publication No :WO 2013/144137
(61) Patent of Addition to Application Number :NA
Filing Date :NA
(62) Divisional to Application Number :NA
Filing Date :NA

(71)**Name of Applicant :**
1)OMYA INTERNATIONAL AG
Address of Applicant :Baslerstrasse 42 CH 4665 Oftringen Switzerland
(72)**Name of Inventor :**
1)GANE Patrick A.C.
2)GANTENBEIN Daniel

(57) Abstract :
The present invention relates to a method for preparing an aqueous calcium carbonate containing suspension a suspension comprising a calcium carbonate containing material obtainable by said method as well as a calcium carbonate containing material obtainable by drying said suspension and to the use of the suspension or calcium carbonate containing material in paper paper coating plastic and/or paint applications and to the use of the suspension for stabilizing the rheology of a sodium silicate and/or sodium hydroxide containing coating formulations for paper applications.

No. of Pages : 60 No. of Claims : 33

(12) PATENT APPLICATION PUBLICATION
(19) INDIA
(22) Date of filing of Application :22/07/2014
(21) Application No.1478/MUMNP/2014 A
(43) Publication Date : 03/07/2015

(54) Title of the invention : PROPORTIONAL MIXING SYSTEM

(51) International classification :B01F15/04,B01F3/08,B01F5/00
(31) Priority Document No :2012-038033
(32) Priority Date :23/02/2012
(33) Name of priority country :Japan
(86) International Application No:PCT/JP2013/054470
Filing Date :22/02/2013
(87) International Publication No :WO 2013/125671
(61) Patent of Addition to Application Number :NA
Filing Date :NA
(62) Divisional to Application Number :NA
Filing Date :NA

(71)**Name of Applicant :**
1)MEIJI CO. LTD.
Address of Applicant :2 10 Shinsuna 1 chome Koutou ku Tokyo 1368908, Japan
(72)**Name of Inventor :**
1)KAMIYA Tetsu
2)KASHIWAGI Kazunori

(57) Abstract :
Provided is a highly precise system for controlling proportional mixing wherein the proportional mixing system is capable of maintaining the mixture ratio of flow rates of a primary liquid and a secondary liquid at a predetermined target mixture ratio. This highly precise proportional mixing system holds the mixture ratio of flow rates of a primary liquid and a secondary liquid constant while recognizing an error integrated retroactively using the integrated flow rate of the primary liquid and the secondary liquid. This highly precise proportional mixing system also estimates future integrated error from past error trends to control the instantaneous flow rate of the primary liquid and/or secondary liquid.

No. of Pages : 52 No. of Claims : 5

(12) PATENT APPLICATION PUBLICATION
(19) INDIA
(22) Date of filing of Application :03/09/2014
(21) Application No.1764/MUMNP/2014 A
(43) Publication Date : 03/07/2015

(54) Title of the invention : AN APPARATUS FOR CONTINUOUS SEPARATION OF VALINE AND A METHOD FOR CONTINUOUS SEPARATION OF VALINE USING THE SAME

(51) International classification :C07C227/40,B01D15/08,C07C7/12
(31) Priority Document No :61/595527
(32) Priority Date :06/02/2012
(33) Name of priority country :U.S.A.
(86) International Application No :PCT/KR2013/000945
Filing Date :06/02/2013
(87) International Publication No :WO 2013/119034
(61) Patent of Addition to Application Number :NA
Filing Date :NA
(62) Divisional to Application Number :NA
Filing Date :NA

(71)**Name of Applicant :**
1)CJ CHEILJEDANG CORPORATION
Address of Applicant :330 Dongho ro Jung gu Seoul 100 400 Republic of Korea
2)INDUSTRY UNIVERSITY COOPERATION FOUNDATION HANYANG UNIVERSITY
(72)**Name of Inventor :**
1)LEE Chong Ho
2)KANG Seung Hoon
3)YU Jae Hun
4)KIM Yu Shin
5)MUN Sung Yong
6)NAM Hee Geun
7)PARK Chan Hun

(57) Abstract :
The present invention relates to an apparatus for continuous separation of valine from the mixture comprising amino acids such as leucine isoleucine etc. and a method for continuous separation of valine by using the same and the present invention can continuously separate valine from the mixture comprising amino acids such as leucine isoleucine etc. in a high purity and yield.

No. of Pages : 38 No. of Claims : 12

(12) PATENT APPLICATION PUBLICATION
(19) INDIA
(22) Date of filing of Application :03/09/2014
(21) Application No.1765/MUMNP/2014 A
(43) Publication Date : 03/07/2015

(54) Title of the invention : SUBSTITUTED PYRAZOLO[1 5 A]PYRIDINES THEIR PREPARATION AND USE AS MEDICAMENTS

(51) International classification :C07D471/04,A61K31/437,A61P25/18
(31) Priority Document No :12382058.1
(32) Priority Date :21/02/2012
(33) Name of priority country :EPO
(86) International Application No :PCT/EP2013/053427
Filing Date :21/02/2013
(87) International Publication No :WO 2013/124341
(61) Patent of Addition to Application Number :NA
Filing Date :NA
(62) Divisional to Application Number :NA
Filing Date :NA

(71)**Name of Applicant :**
1)LABORATORIOS DEL DR. ESTEVE S.A.
Address of Applicant :Avda. Mare de Deu de Montserrat 221 E 08041 Barcelona (ES) Spain
(72)**Name of Inventor :**
1)DIAZ FERNANDEZ Jos Luis
2)CUBERES ALTISENT Mª Rosa

(57) Abstract :
The present invention relates to new substituted pyrazolo[1 5 a]pyridine having a great affinity for sigma receptors especially sigma 1 receptor as well as to the process for the preparation thereof to compositions comprising them and to their use as medicaments.

No. of Pages : 133 No. of Claims : 19

(12) PATENT APPLICATION PUBLICATION
(19) INDIA
(22) Date of filing of Application :03/09/2014
(21) Application No.1766/MUMNP/2014 A
(43) Publication Date : 03/07/2015

(54) Title of the invention : EMBMS SERVICE ACTIVATION AND MAINTENANCE PROCEDURE IN MULTI FREQUENCY NETWORKS

(51) International classification :H04W36/00,H04W48/16,H04W72/00
(31) Priority Document No :61/617453
(32) Priority Date :29/03/2012
(33) Name of priority country :U.S.A.
(86) International Application No :PCT/US2013/027487
Filing Date :22/02/2013
(87) International Publication No :WO 2013/148032
(61) Patent of Addition to Application Number :NA
Filing Date :NA
(62) Divisional to Application Number :NA
Filing Date :NA

(71)**Name of Applicant :**
1)QUALCOMM INCORPORATED
Address of Applicant :ATTN: International IP Administration 5775 Morehouse Drive San Diego CA 92121 1714 U.S.A.
(72)**Name of Inventor :**
1)AMERGA Daniel
2)BHAWNANI Udayan Murli
3)LEE Kuo Chun
4)MAHESHWARI Shailesh
5)NAIK Nagaraju
6)PATEL Ketan Narendra
7)SHAUH Jack S.
8)VEEREPALLI Sivaramakrishna
9)WALKER Gordon Kent
10)WANG Jun

(57) Abstract :
A method an apparatus and a computer program product for wireless communication are provided. The apparatus receives a user service description (USD) message. When a frequency indicated in the USD message is not a current frequency the apparatus determines that a system information message is received determines that the frequency indicated in the USD message is included in the system information message determines that the frequency is a neighboring cell frequency sets a priority of the frequency to a highest priority and measures a signal strength of the frequency when the frequency is included in the system information message performs a cell reselection determination procedure based on the signal strength of the frequency performs cell reselection to the neighboring cell based on a result of the cell reselection determination procedure and acquires the multicast service in the neighboring cell on the frequency.

No. of Pages : 74 No. of Claims : 58

(12) PATENT APPLICATION PUBLICATION
(19) INDIA
(22) Date of filing of Application :20/09/2014
(21) Application No.1865/MUMNP/2014 A
(43) Publication Date : 03/07/2015

(54) Title of the invention : PROCESS FLUID PRESSURE MEASUREMENT SYSTEM WITH IMPROVED COUPLING

(51) International classification :F16L37/00,G01L19/00
(31) Priority Document No :13/483686
(32) Priority Date :30/05/2012
(33) Name of priority country :U.S.A.
(86) International Application No :PCT/US2013/037967
Filing Date :24/04/2013
(87) International Publication No :WO 2013/180853
(61) Patent of Addition to Application Number :NA
Filing Date :NA
(62) Divisional to Application Number :NA
Filing Date :NA

(71)**Name of Applicant :**
1)ROSEMOUNT INC.
Address of Applicant :8200 Market Boulevard Chanhassen MN 55317 U.S.A.
(72)**Name of Inventor :**
1)NORBERG Daniel A.
2)WIATER Nathan L.

(57) Abstract :
A process pressure measurement system is provided. The system includes a remote seal assembly (12) configured to couple to a process and having a remote seal diaphragm (26) that has a first side adapted to contact a process fluid (20) and a second side adapted to contact a substantially incompressible fill fluid. A first capillary conduit (16) is coupled to the remote seal (12) and is filled with the substantially incompressible fill fluid. A first coupling (38A) is coupled to the first capillary conduit (16). A process fluid pressure transmitter (14) having a pressure sensor (32) is operably coupled to a pressure inlet. A second capillary conduit (16) is coupled to the process fluid pressure transmitter (14). The second capillary conduit (16) is filled with the substantially incompressible fill fluid. A second coupling (38B) is coupled to the second capillary conduit (16) and to the first coupling (38A) to provide fluidic communication from the remote seal diaphragm (12) to the pressure inlet of the process fluid pressure transmitter (14). At least one of the first and second couplings (38A 38B) is sized to pass through a penetration (42) in a process containment barrier (40). A method of joining two closed fluid systems for process pressure measurement is provided. A remote process seal assembly (12) is also provided.

No. of Pages : 20 No. of Claims : 17

(12) PATENT APPLICATION PUBLICATION
(21) Application No.1772/MUMNP/2014 A
(19) INDIA
(22) Date of filing of Application :04/09/2014
(43) Publication Date : 03/07/2015

(54) Title of the invention : DEVICE FOR ACTUATING THE CONTACTS OF A CIRCUIT BREAKER COMPRISING A TORSION ROD

(51) International classification :H01H3/30
(31) Priority Document No :12 53872
(32) Priority Date :26/04/2012
(33) Name of priority country :France
(86) International Application No :PCT/EP2013/058645
Filing Date :25/04/2013
(87) International Publication No :WO 2013/160409
(61) Patent of Addition to Application Number :NA
Filing Date :NA
(62) Divisional to Application Number :NA
Filing Date :NA

(71)**Name of Applicant :**
1)ALSTOM TECHNOLOGY LTD
Address of Applicant :Brown Boveri Strasse 7 CH 5400 Baden Switzerland
(72)**Name of Inventor :**
1)VON ALLMEN Peter
2)DE LUSSY Beno®t

(57) Abstract :
It comprises a fixed contact and a mobile contact a rigid drive shaft (8) that drives the mobile contact a first elastic means for driving the mobile contact and a torsion rod (2) for driving the drive shaft the torsion rod (2) being able to be twisted in order to assist the elastic means during a first part of the opening of the contacts of the circuit breaker. The torsion rod (2) is housed inside the drive shaft (8). A first end (4) of the torsion rod (2) is rotatably connected to a ring (10) and a second end (6) of the torsion rod (2) is rotatably connected to the drive shaft (8).

No. of Pages : 17 No. of Claims : 4

(12) PATENT APPLICATION PUBLICATION
(19) INDIA
(22) Date of filing of Application :20/09/2014
(21) Application No.1871/MUMNP/2014 A
(43) Publication Date : 03/07/2015

(54) Title of the invention : COLORING SUBSTANCE FOR DIAGNOSTIC OPHTALMOLOGIC USE

(51) International classification :A61K49/00
(31) Priority Document No :MI2012A000355
(32) Priority Date :07/03/2012
(33) Name of priority country :Italy
(86) International Application No :PCT/IB2013/051635
Filing Date :01/03/2013
(87) International Publication No :WO 2013/132396
(61) Patent of Addition to Application Number :NA
Filing Date :NA
(62) Divisional to Application Number :NA
Filing Date :NA

(71)**Name of Applicant :**
1)IROS R.C. S.r.l.
Address of Applicant :Via Andrea dlsernia 31 I 80122 Napoli NA Italy
2)DEL PRETE Antonio
3)SANSEVERINO Renato
(72)**Name of Inventor :**
1)CARUSO Ciro
2)TROISI Salvatore

(57) Abstract :
The present invention relates to a substance selected in the group consisting of riboflavin its esters salts and hydrates thereof for use in an ophthalmic diagnostic method.

No. of Pages : 24 No. of Claims : 10

(12) PATENT APPLICATION PUBLICATION
(19) INDIA
(22) Date of filing of Application :22/09/2014
(21) Application No.1872/MUMNP/2014 A
(43) Publication Date : 03/07/2015

(54) Title of the invention : CHANNEL STATE INFORMATION DEPENDENT ACK/NAK BUNDLING

(51) International classification :H04L1/00,H04L1/16
(31) Priority Document No :61/616951
(32) Priority Date :28/03/2012
(33) Name of priority country :U.S.A.
(86) International Application No :PCT/US2013/030614
Filing Date :12/03/2013
(87) International Publication No :WO 2013/148168
(61) Patent of Addition to Application Number :NA
Filing Date :NA
(62) Divisional to Application Number :NA
Filing Date :NA

(71)**Name of Applicant :**
1)QUALCOMM INCORPORATED
Address of Applicant :Attn: International Ip Administration 5775 Morehouse Drive San Diego CA 92121 U.S.A.
(72)**Name of Inventor :**
1)CHEN Wanshi
2)DAMNJANOVIC Jelena M.
3)GAAL Peter

(57) Abstract :
A method of wireless communication includes determining a capacity of a control channel based on whether multiplexing of acknowledgement/negative acknowledgement (ACK/NAK) bits for multiple component carriers with periodic channel state information (CSI) is allowed. A threshold for a number of ACK/NAK bits is determined based at least in part on a payload size of the periodic CSI and the determined capacity. The method also includes bundling ACK/NAK bits when a number of the ACK/NAK bits is greater than the determined threshold. The ACK/NAK bits and the periodic CSI are transmitted via the control channel.

No. of Pages : 48 No. of Claims : 26

(12) PATENT APPLICATION PUBLICATION
(21) Application No.1873/MUMNP/2014 A
(19) INDIA
(22) Date of filing of Application :22/09/2014
(43) Publication Date : 03/07/2015

(54) Title of the invention : TRANSPORT BLOCK SIZE LIMITATION FOR ENHANCED CONTROL CHANNEL OPERATION IN LTE

(51) International classification :H04L1/00,H04L1/18
(31) Priority Document No :61/612088
(32) Priority Date :16/03/2012
(33) Name of priority country :U.S.A.
(86) International Application No :PCT/US2013/025941
Filing Date :13/02/2013
(87) International Publication No :WO 2013/138010
(61) Patent of Addition to Application Number :NA
Filing Date :NA
(62) Divisional to Application Number :NA
Filing Date :NA

(71)**Name of Applicant :**
1)QUALCOMM INCORPORATED
Address of Applicant :Attn: International IP Administration 5775 Morehouse Drive San Diego CA 92121 1714 U.S.A.
(72)**Name of Inventor :**
1)CHEN Wanshi
2)GAAL Peter
3)XU Hao

(57) Abstract :
In wireless communication carried out by a user equipment (UE) the UE receives one or. more transport blocks and makes a determination on the transport blocks such as determining vvhetlier block st¾e and timing advance exceed thresholds. Or determining a control channel type associated with the received transport blocks. The UE makes a determination whether to perform skip decoding of the received transport blocks based at least in part on the determination made.

No. of Pages : 72 No. of Claims : 68

(12) PATENT APPLICATION PUBLICATION
(19) INDIA
(22) Date of filing of Application :22/09/2014
(21) Application No.1874/MUMNP/2014 A
(43) Publication Date : 03/07/2015

(54) Title of the invention : SYSTEM AND METHOD FOR REDUCING DATA LOSS DURING A SERVING CELL CHANGE IN A MULTI FLOW HSDPA COMMUNICATION NETWORK

(51) International classification	:H04B7/02,H04W28/14,H04W36/08
(31) Priority Document No	:61/608433
(32) Priority Date	:08/03/2012
(33) Name of priority country	:U.S.A.
(86) International Application No	:PCT/US2013/029568
Filing Date	:07/03/2013
(87) International Publication No	:WO 2013/134490
(61) Patent of Addition to Application Number	:NA
Filing Date	:NA
(62) Divisional to Application Number	:NA
Filing Date	:NA

(71)**Name of Applicant :**
1)QUALCOMM INCORPORATED
Address of Applicant :Attn: International Ip Administration 5775 Morehouse Drive San Diego California 92121 U.S.A.
(72)**Name of Inventor :**
1)GE Weiyan
2)KAPOOR Rohit

(57) Abstract :
A method and apparatus for wireless communication may provide for reduced data loss during mobility events in a wireless communication network capable of downlink carrier aggregation. Some aspects of the disclosure provide for maintaining data corresponding to a flow in at least one buffer at a Node B when the Node B acts as a serving cell for the same UE both before and after a serving cell change. Another aspect of the disclosure provides for transferring buffered data from a Node B that acts as a serving cell for a UE before a serving cell change to a Node B that acts as a serving cell for the UE after the serving cell change.

No. of Pages : 64 No. of Claims : 38

(12) PATENT APPLICATION PUBLICATION
(21) Application No.1774/MUMNP/2014 A
(19) INDIA
(22) Date of filing of Application :04/09/2014
(43) Publication Date : 03/07/2015

(54) Title of the invention : VIDEO SESSION MANAGER AND METHOD FOR ENABLING AND MANAGING VIDEO CALLING AND TELEPRESENCE COMMUNICATIONS SESSIONS ACROSS MULTIPLE DOMAINS

(51) International classification :H04N7/14
(31) Priority Document No :61/598266
(32) Priority Date :13/02/2012
(33) Name of priority country :U.S.A.
(86) International Application No :PCT/US2013/025766
Filing Date :12/02/2013
(87) International Publication No :WO 2013/122949
(61) Patent of Addition to Application Number :NA
Filing Date :NA
(62) Divisional to Application Number :NA
Filing Date :NA

(71)**Name of Applicant :**
1)TATA COMMUNICATIONS (AMERICA) INC.
Address of Applicant :2355 Dulles Corner Boulevard 7th Floor Herndon Virginia 20171 U.S.A.
(72)**Name of Inventor :**
1)ZINO Galeal
2)KARANASSOS James

(57) Abstract :
A video session manager and method for enabling optimizing and managing inter domain video calling telepresence and videoconferencing sessions in exclusive video sessions or within multi modal communications sessions. The video session manager and method is operative for receiving and analyzing a communications session request from one or more endpoints (users); determining the viability of a communication session based on one or more attributes of the session; connecting the one or more requesting endpoints to start the session; continuously or periodically monitoring the session for problems with or changes in the session; and altering the parameters of the session in accordance with one or more predetermined policies if a problem or change is detected in order to maintain the viability of the session.

No. of Pages : 40 No. of Claims : 38

(12) PATENT APPLICATION PUBLICATION
(19) INDIA
(22) Date of filing of Application :05/09/2014
(21) Application No.1775/MUMNP/2014 A
(43) Publication Date : 03/07/2015

(54) Title of the invention : TETHERED GYROGLIDER CONTROL SYSTEMS

(51) International classification :B64C27/02,B64C39/02,G05D1/10
(31) Priority Document No :61/634423
(32) Priority Date :29/02/2012
(33) Name of priority country :U.S.A.
(86) International Application No :PCT/US2013/027911
Filing Date :27/02/2013
(87) International Publication No :WO 2013/130526
(61) Patent of Addition to Application Number :NA
Filing Date :NA
(62) Divisional to Application Number :NA
Filing Date :NA

(71)**Name of Applicant :**
1)HASTINGS Gregory Howard
Address of Applicant :171 Lily Lane Greenbank Washington 98253 U.S.A.
2)LANG David
3)CALVERLEY Grant Howard
(72)**Name of Inventor :**
1)HASTINGS Gregory Howard
2)LANG David
3)CALVERLEY Grant Howard

(57) Abstract :
A flight control system for at least one tethered gyroglider along a flight path consistent with at least one flight mission is configured to fly the gyroglider within a portfolio of winds managing an interaction between portfolios of at least four envelopes including wind gyroglider performance flight and base station. Every flight mission corresponds to at least one flight path associated with a set containing at least one first value and at least one second value. The control system is provided with a learning and library manager comprising a repository having stored sets of first values and associated second values for each flight path. The current first values associated with a current mission are corrected based on predicted or experienced flight paths and measurable outputs to attain the desired flight path. The corrected experienced values flight path and measurable output are further stored in the repository for further learning.

No. of Pages : 62 No. of Claims : 14

(12) PATENT APPLICATION PUBLICATION
(19) INDIA
(22) Date of filing of Application :22/09/2014
(21) Application No.1875/MUMNP/2014 A
(43) Publication Date : 03/07/2015

(54) Title of the invention : 3 ARYL 5 SUBSTITUTED ISOQUINOLIN 1 ONE COMPOUNDS AND THEIR THERAPEUTIC USE

(51) International classification :A61P35/00,A61K31/472,C07D401/14
(31) Priority Document No :61/607680
(32) Priority Date :07/03/2012
(33) Name of priority country :U.S.A.
(86) International Application No :PCT/GB2013/050561
Filing Date :07/03/2013
(87) International Publication No :WO 2013/132253
(61) Patent of Addition to Application Number :NA
Filing Date :NA
(62) Divisional to Application Number :NA
Filing Date :NA

(71)**Name of Applicant :**
1)INSTITUTE OF CANCER RESEARCH: ROYAL CANCER HOSPITAL (THE)
Address of Applicant :123 Old Brompton Road London Greater London SW7 3RP U.K.
(72)**Name of Inventor :**
1)ASHWORTH Alan
2)LORD Christopher James
3)ELLIOTT Richard James Rowland
4)NICULESCU DUVAZ Dan
5)PORTER Roderick
6)BOFFEY Raymond John
7)BAYFORD Melanie Jayne
8)FIRTH CLARK Stuart
9)JARVIS Ashley Nicholas
10)PERRIOR Trevor Robert
11)KEY Rebekah Elisabeth

(57) Abstract :
The present invention pertains generally to the field of therapeutic compounds. More specifically the present invention pertains to certain 3 aryl 5 substituted 2H isoquinolin 1 one compounds that inter alia inhibit PARP (e.g. PARP1 TNKS1 TNKS2 etc.) and/or Wnt signalling. The present invention also pertains to pharmaceutical compositions comprising such compounds and the use of such compounds and compositions both in vitro and in vivo to inhibit PARP (e.g. PARP1 TNKS1 TNKS2 etc.); to inhibit Wnt signalling; to treat disorders that are ameliorated by the inhibition of PARP (e.g. PARP1 TNKS1 TNKS2 etc.); to treat disorders that are ameliorated by the inhibition of Wnt signalling; to treat proliferative conditions such as cancer etc.

No. of Pages : 334 No. of Claims : 137

(12) PATENT APPLICATION PUBLICATION
(19) INDIA
(22) Date of filing of Application :22/09/2014
(21) Application No.1876/MUMNP/2014 A
(43) Publication Date : 03/07/2015

(54) Title of the invention : ANTI BAFF ANTI IL 17 BISPECIFIC ANTIBODIES

(51) International classification :C07K16/24,C07K16/28,C07K16/46
(31) Priority Document No :61/636302
(32) Priority Date :20/04/2012
(33) Name of priority country :U.S.A.
(86) International Application No :PCT/US2013/036677
Filing Date :16/04/2013
(87) International Publication No :WO 2013/158577
(61) Patent of Addition to Application Number :NA
Filing Date :NA
(62) Divisional to Application Number :NA
Filing Date :NA

(71)**Name of Applicant :**
1)ELI LILLY AND COMPANY
Address of Applicant :Lilly Corporate Center Indianapolis Indiana 46285 U.S.A.
(72)**Name of Inventor :**
1)ALLAN Barrett
2)BENSCHOP Robert Jan
3)LU Jirong

(57) Abstract :
Bispecific antibodies are provided that specifically bind B cell Activating Factor of the TNF Family (BAFF) and Interleukin 17A (IL 17) and are characterized as having high affinity and strong neutralizing properties to both BAFF and IL 17. The bispecific antibodies of the invention are expected to be useful in treating Lupus Nephritis (LN) Systemic Lupus Erythematosus (SLE) Rheumatoid Arthritis (RA) Psoriasis (Ps) Ankylosing Spondylitis (AS) Psoriatic Arthritis (PA) primary Sjgren s Syndrome (pSS) or Multiple Myeloma (MM).

No. of Pages : 35 No. of Claims : 14

(12) PATENT APPLICATION PUBLICATION
(19) INDIA
(22) Date of filing of Application :16/09/2014
(21) Application No.1810/MUMNP/2014 A
(43) Publication Date : 03/07/2015

(54) Title of the invention : HIGH STRENGTH STEEL SHEET AND PROCESS FOR PRODUCING SAME

(51) International classification :C22C38/00,B21B3/00,C21D9/46
(31) Priority Document No :2012-098548
(32) Priority Date :24/04/2012
(33) Name of priority country :Japan
(86) International Application No :PCT/JP2013/002638
Filing Date :18/04/2013
(87) International Publication No :WO 2013/161231
(61) Patent of Addition to Application Number :NA
Filing Date :NA
(62) Divisional to Application Number :NA
Filing Date :NA

(71)**Name of Applicant :**
1)JFE STEEL CORPORATION
Address of Applicant :2 3 Uchisaiwai cho 2 chome Chiyoda ku Tokyo 1000011 Japan
(72)**Name of Inventor :**
1)KIZU Taro
2)FUNAKAWA Yoshimasa
3)OOKUBO Hidekazu
4)KANEMURA Tokunori
5)SHIGEMI Masato
6)KASAI Shoji
7)YAMAZAKI Shinji
8)YASUFUKU Yusuke

(57) Abstract :
Provided are a high strength steel sheet having excellent shape fixability and a process for producing the steel sheet. The high strength steel sheet has a composition containing in terms of mass% 0.08 0.20% C up to 0.3% Si 0.1 3.0% Mn up to 0.10% P up to 0.030% S up to 0.10% Al up to 0.010% N and 0.20 0.80% V with the remainder comprising Fe and unavoidable impurities and has a structure which comprises 95% or more ferrite phase in terms of areal proportion and in which fine grains have been precipitated. The fine grains have been dispersedly precipitated so that precipitate grains having a grain diameter less than 10 nm are present at a population density of 1.0—10 grains/μm or higher and so as to result in a distribution in which the standard deviation of the natural logarithms of the grain diameters of the precipitate grains having a grain diameter less than 10 nm is 1.5 or less. Thus a high strength steel sheet combining high strength with shape fixability is stably obtained the steel sheet having such a high strength that the yield strength YP is 1 000 MPa or higher and having a structure in which a large number of fine grains having a grain diameter less than 10 nm have been precipitated so as to form a narrow size distribution.

No. of Pages : 65 No. of Claims : 8

(12) PATENT APPLICATION PUBLICATION
(19) INDIA
(22) Date of filing of Application :16/09/2014
(21) Application No.1811/MUMNP/2014 A
(43) Publication Date : 03/07/2015

(54) Title of the invention : AUTOMATIC WEAPON WITH A COMBINED SYSTEM OF USE (ALTERNATIVES)

(51) International classification :F41C7/00,F41A19/09,F41G1/16
(31) Priority Document No :2012109555
(32) Priority Date :13/03/2012
(33) Name of priority country :Russia
(86) International Application No :PCT/RU2012/000571
Filing Date :25/10/2012
(87) International Publication No :WO 2013/137769
(61) Patent of Addition to Application Number :NA
Filing Date :NA
(62) Divisional to Application Number :NA
Filing Date :NA

(71)**Name of Applicant :**
1)FEDERAL STATE BUDGETARY INSTITUTION FEDERAL AGENCY FOR LEGAL PROTECTION OF MILITARY SPECIAL AND DUAL USE INTELLECTUAL ACTIVITY RESULTS (FSBI FALPIAR)
Address of Applicant :Berezhkovskaya nab. bld. 30 1 Moscow 123995 Russia
(72)**Name of Inventor :**
1)BOYARKIN Vitali Vitalevich

(57) Abstract :
The inventions relate to small arms. The weapon is equipped with an additional trigger mechanism and a sighting device. According to the first alternative a draw bar is arranged within the butt the draw bar being hingedly connected to a rotatable fork and to an additional trigger located on the left side of the butt next to the back plate in an L shaped groove and upon rotation of the fork under the action of a spring extending out of the groove perpendicularly above the lateral surface of the butt by 90° onto the left side of the butt and when the butt is closed onto a catch the divided end of said fork grips the main trigger of the submachine gun. Posts in the form of rotatable components fixable by springs are mounted onto the sighting devices. According to the second alternative a rotatable lever is mounted in the front lower part of the breech in front of the magazine in a sector opening on the axis of the catch of the butt said lever having a post on which an additional trigger with a means for fixing the horizontal and vertical positions is hingedly mounted. The lever is connected to the main trigger by a draw bar passing through the inside of the breech along the left side. The shooting accuracy is increased and the overall dimensions of the weapon are reduced.

No. of Pages : 54 No. of Claims : 2

(12) PATENT APPLICATION PUBLICATION
(19) INDIA
(22) Date of filing of Application :31/05/2013
(21) Application No.1918/MUM/2013 A
(43) Publication Date : 03/07/2015

(54) Title of the invention : NOVEL PYRAZOLES AND PYRAZOLO-PYRIMIDINES

(51) International classification :C07D403/04,C07D231/44
(31) Priority Document No :NA
(32) Priority Date :NA
(33) Name of priority country :NA
(86) International Application No :NA
Filing Date :NA
(87) International Publication No : NA
(61) Patent of Addition to Application Number :NA
Filing Date :NA
(62) Divisional to Application Number :NA
Filing Date :NA

(71)**Name of Applicant :**
1)DR. KAMALA KUNJU VASU
Address of Applicant :B. V. PATEL PERD CENTRE, THALTEJ-GANDHINAGAR HIGHWAY, THALTEJ, AHMEDABAD 380 054, Gujarat India
(72)**Name of Inventor :**
1)KAMALA KUNJU VASU
2)MANISH ANIL NIVSARKAR
3)SNEHA RAMESHCHANDRA SAGAR
4)DHAIVATKUMAR HARIKRISHNABHAI PANDYA
5)RANJEET PRASAD DASH

(57) Abstract :
The invention relates to novel pyrazolylpyrimidinones compounds which are used in management of diabetes, inflammatory conditions, immunoinflammatory conditions, autoimmune diseases, and cancers. The invention also relates to methods for the synthesis of pyrazolylpyrimidinones compounds according to present invention.

No. of Pages : 30 No. of Claims : 10

(12) PATENT APPLICATION PUBLICATION
(19) INDIA
(22) Date of filing of Application :19/09/2014
(21) Application No.1852/MUMNP/2014 A
(43) Publication Date : 03/07/2015

(54) Title of the invention : ADJUSTABLE SECURING MECHANISM FOR A SPACE ACCESS DEVICE

(51) International classification :H04R25/00
(31) Priority Document No :AI-02-003
(32) Priority Date :23/02/2012
(33) Name of priority country :U.S.A.
(86) International Application No :PCT/US2013/027248
Filing Date :22/02/2013
(87) International Publication No :WO 2013/126645
(61) Patent of Addition to Application Number :NA
Filing Date :NA
(62) Divisional to Application Number :NA
Filing Date :NA

(71)**Name of Applicant :**
1)ARIA INNOVATIONS INC.
Address of Applicant :421 Olive Avenue Palo Alto CA 94304 U.S.A.
(72)**Name of Inventor :**
1)MICHEL Florent
2)MICHEL Raphael
3)SHEN Danny
4)PERRY Michael

(57) Abstract :
A securing mechanism comprising a plurality of outwardly projecting members having a plurality of contact points that are configured to contact a surface of an opening when disposed on a space access device that is inserted in the opening the securing mechanism being configured to apply a pressure to a contact surface within the opening less than approximately 10000 kPa.

No. of Pages : 21 No. of Claims : 3

(12) PATENT APPLICATION PUBLICATION
(19) INDIA
(22) Date of filing of Application :19/09/2014

(21) Application No.1853/MUMNP/2014 A
(43) Publication Date : 03/07/2015

(54) Title of the invention : SYSTEMS AND METHODS FOR CHANNEL SWITCHING

(51) International classification :H04N7/24,H04N7/68
(31) Priority Document No :60/865,822
(32) Priority Date :14/11/2006
(33) Name of priority country :U.S.A.
(86) International Application No :PCT/US2007/084727
Filing Date :14/11/2007
(87) International Publication No :WO/2008/061164
(61) Patent of Addition to Application Number :NA
Filing Date :NA
(62) Divisional to Application Number :894/MUMNP/2009
Filed on :06/05/2009

(71)**Name of Applicant :**
1)QUALCOMM INCORPORATED
Address of Applicant :Attn: International IP Administration, 5775 Morehouse Drive, San Diego, California 92121-1714, United States of America
(72)**Name of Inventor :**
1)SHI, Fang
2)BENNETT, Christopher, John
3)LOUKAS, Serafim, S., Jr.
4)ORR, Brian, William
5)RAVEENDRAN, Vijayalakshmi, R.
6)SWAZEY, Scott, T.
7)SILBERGER, Amnon
8)CHEN, An Mei
9)NAGARAJ, Thadi
10)WALKER, Gordon, Kent
11)BRACKMAN, David
12)LIU, Fang
13)SETHI, Sumeet
14)SAMPATHKUMAR, Ramkumar

(57) Abstract :
Techniques for video encoding and decoding channel switch frames (CSF) to enable acquisition and re/synchronization of the video stream while preserving compression efficiency is provided. Systems and methods to process multimedia data enabling channel switching are presented. The systems generate a CSF with one or more network adaptation layer (NAL) units as a random access point (RAP) frame. Back-to-back frames are transmitted which include the CSF and a non-RAP frame, each having the same frame ID number.

No. of Pages : 62 No. of Claims : 20

(12) PATENT APPLICATION PUBLICATION
(19) INDIA
(22) Date of filing of Application :19/09/2014
(21) Application No.1854/MUMNP/2014 A
(43) Publication Date : 03/07/2015

(54) Title of the invention : METHOD AND APPARATUSES OF MEASUREMENT SCHEDULING FOR INTER RADIO ACCESS TECHNOLOGY CELL RESELECTION

(51) International classification	:H04W36/00,H04W36/14,H04W36/24
(31) Priority Document No	:61/611433
(32) Priority Date	:15/03/2012
(33) Name of priority country	:U.S.A.
(86) International Application No	:PCT/US2013/031431
Filing Date	:14/03/2013
(87) International Publication No	:WO 2013/138605
(61) Patent of Addition to Application Number	:NA
Filing Date	:NA
(62) Divisional to Application Number	:NA
Filing Date	:NA

(71)**Name of Applicant :**
1)QUALCOMM INCORPORATED
Address of Applicant :Attn: International IP Administration 5775 Morehouse Drive San Diego CA 92121 U.S.A.
(72)**Name of Inventor :**
1)WANG Fan
2)HU An swol C.
3)KHAN Uzma
4)TAMBARAM KAILASAM Sundaresan
5)MANDADAPU Krishna Rao

(57) Abstract :
Apparatuses and method for wireless communication in a wireless communication network includes operating a wireless device on a first wireless communication technology. Aspects also include detecting a cell of a second wireless communication technology and determining the detected cell of the second wireless communication technology satisfies a first reselection criterion based on a first measurement. Still further the aspects include expediting a determination of whether to perform cell reselection to the second wireless communication technology based on the detected cell of the second wireless communication technology satisfying the first reselection criterion. Additionally aspects include determining to reselect to the detected cell of the second wireless communication technology when the at least one new measurement satisfies a second reselection criterion for the reselection time period.

No. of Pages : 67 No. of Claims : 34

(12) PATENT APPLICATION PUBLICATION
(19) INDIA
(22) Date of filing of Application :21/10/2013
(21) Application No.1963/MUMNP/2013 A
(43) Publication Date : 03/07/2015

(54) Title of the invention : PRODUCTION OF TECHNETIUM FROM A MOLYBDENUM METAL TARGET

(51) International classification :G21G1/00,H05H6/00
(31) Priority Document No :61/473795
(32) Priority Date :10/04/2011
(33) Name of priority country :U.S.A.
(86) International Application No :PCT/CA2012/050230
Filing Date :10/04/2012
(87) International Publication No :WO 2012/139220
(61) Patent of Addition to Application Number :NA
Filing Date :NA
(62) Divisional to Application Number :NA
Filing Date :NA

(71)**Name of Applicant :**
1)THE GOVERNORS OF THE UNIVERSITY OF ALBERTA
Address of Applicant :c/o TEC Edmonton Suite 4000 10230 Jasper Avenue Edmonton Alberta T5J 4P6 Canada
(72)**Name of Inventor :**
1)WILSON John
2)GAGNON Katherine
3)MCQUARRIE Stephen

(57) Abstract :
Recycling of isotopically enriched molybdenum metal targets that are suitable for the large scale cyclotron production of Tc or Tc includes the charged particle irradiation of an enriched molybdenum metal target to produce a technetium isotope separation of the technetium isotope following irradiation of the molybdenum re claiming the molybdenum metal and reformation of the molybdenum target for a further irradiation step. This process may then be repeated. Separation of the technetium isotope preferably is achieved by oxidative dissolution of the molybdenum thereby removing it from a target support plate and forming molybdate and pertechnetate. The technetium isotope is isolated by various means such as the ABEC process. To reuse the molybdenum additional steps of isolating the molybdate and reducing it back to molybdenum metal are required. The recovered molybdenum metal may then be reformed as a target for example by pressing or pressing and sintering followed by bonding to a target support plate.

No. of Pages : 34 No. of Claims : 38

(12) PATENT APPLICATION PUBLICATION
(19) INDIA
(22) Date of filing of Application :04/09/2014
(21) Application No.1769/MUMNP/2014 A
(43) Publication Date : 03/07/2015

(54) Title of the invention : METHOD FOR DETERMINING AND COMPARING USERS PATHS IN A BUILDING

(51) International classification :H04W4/02
(31) Priority Document No :61/596980
(32) Priority Date :09/02/2012
(33) Name of priority country :U.S.A.
(86) International Application No :PCT/EP2013/052590
Filing Date :08/02/2013
(87) International Publication No :WO 2013/117723
(61) Patent of Addition to Application Number :NA
Filing Date :NA
(62) Divisional to Application Number :NA
Filing Date :NA

(71)**Name of Applicant :**
1)SITA INFORMATION NETWORKING COMPUTING USA INC.
Address of Applicant :3100 Cumberland Blvd Suite 200 Atlanta Georgia 30339 U.S.A.
(72)**Name of Inventor :**
1)OSULLIVAN Kevin
2)CHEIKH Stephane

(57) Abstract :
A system for determining a user s path is described. The system comprises a location server arranged to receive location data of a communication device associated with the user the location data defining the detected position of the communication device at a number of different points in time the location server further arranged to receive sequence data associated with the location data indicative of the order in which the location data was determined; path determining means for determining the user s path passing through points defined by the received location data and the associated sequence data; and a comparator for comparing the determined path of the user with one or more predetermined user paths; wherein the location server processes the received location data depending upon the result of the comparison and corrects the determined user path with the processed location data.

No. of Pages : 30 No. of Claims : 66

(12) PATENT APPLICATION PUBLICATION
(19) INDIA
(22) Date of filing of Application :20/09/2014
(21) Application No.1869/MUMNP/2014 A
(43) Publication Date : 03/07/2015

(54) Title of the invention : PROCESS AND APPARATUS FOR THE GASIFICATION OF SOLIDS

(51) International classification :C10J3/02,C02F1/42,C02F1/44
(31) Priority Document No :10 2012 013 139.9
(32) Priority Date :03/07/2012
(33) Name of priority country :Germany
(86) International Application No :PCT/EP2013/058337
Filing Date :23/04/2013
(87) International Publication No :WO 2014/005738
(61) Patent of Addition to Application Number :NA
Filing Date :NA
(62) Divisional to Application Number :NA
Filing Date :NA

(71)**Name of Applicant :**
1)LAIR LIQUIDE SOCI‰T‰ ANONYME POUR LETUDE ET LEXPLOITATION DES PROC‰D‰S GEORGES CLAUDE
Address of Applicant :75 quai dOrsay F 75007 Paris France
(72)**Name of Inventor :**
1)JUDAS Frdric
2)ARUMUGAM Ganesh
3)SAUER Michael

(57) Abstract :
In the gasification of carbonaceous solids with oxygen and/or steam the solids are at least partly converted to CO and H in a first process step (10). In a second process step (20) a stream containing water then is separated from the product mixture obtained. This stream containing water finally is subjected to water purification in a third process step (30). This water purification is effected such that three streams (31 36 37) with different degrees of purity are obtained at least one of which is recirculated in the process.

No. of Pages : 19 No. of Claims : 10

(12) PATENT APPLICATION PUBLICATION
(19) INDIA
(22) Date of filing of Application :20/09/2014
(21) Application No.1870/MUMNP/2014 A
(43) Publication Date : 03/07/2015

(54) Title of the invention : TUBULAR SOLID OXIDE FUEL CELL ASSEMBLY AND FUEL CELL DEVICE INCORPORATING SAME

(51) International classification :H01M8/24,H01M8/02,H01M8/12
(31) Priority Document No :13/409318
(32) Priority Date :01/03/2012
(33) Name of priority country :U.S.A.
(86) International Application No :PCT/US2013/028279
Filing Date :28/02/2013
(87) International Publication No :WO 2013/130777
(61) Patent of Addition to Application Number :NA
Filing Date :NA
(62) Divisional to Application Number :NA
Filing Date :NA

(71)**Name of Applicant :**
1)WATT FUEL CELL CORP.
Address of Applicant :27 Seaview Boulevard Port Washington NY 11050 U.S.A.
(72)**Name of Inventor :**
1)FINNERTY Caine M.
2)DEWALD Paul

(57) Abstract :
A tubular solid oxide fuel eel! assembly includes at least two tubular solid oxide fuel cell units at least one shared current collector and a retainer for retaining a section of the fuel cell units and shared current collector in close fitting relationship therewith.

No. of Pages : 34 No. of Claims : 20

(12) PATENT APPLICATION PUBLICATION
(21) Application No.1971/MUMNP/2014 A
(19) INDIA
(22) Date of filing of Application :01/10/2014
(43) Publication Date : 03/07/2015

(54) Title of the invention : METHOD OF REALIZATION OF A BANK CHECK AND BANK CHECK REALIZED WITH SAID METHOD

(51) International classification :G06Q20/04
(31) Priority Document No :MI2012A002258
(32) Priority Date :28/12/2012
(33) Name of priority country :Italy
(86) International Application No :PCT/IB2013/061273
Filing Date :23/12/2013
(87) International Publication No :WO 2014/102707
(61) Patent of Addition to Application Number :NA
Filing Date :NA
(62) Divisional to Application Number :NA
Filing Date :NA

(71)**Name of Applicant :**
1)ROTOTYPE S.P.A.
Address of Applicant :Via F. Bessi 15 Calenzano I 50041 Calenzano (fi) Italy
(72)**Name of Inventor :**
1)SANTACESARIA Claudio

(57) Abstract :
A method is provided for realising (10) a bank cheque (1) comprising an issuing procedure (20) of a blank cheque (1a) by an issuing body (5) comprising: a generation step (21) in which the issuing body (5) preferably calculates the basic information (2) to be inserted in the blank cheque (1a) a certification step (22) in which said basic information (2) is signed by means of an asymmetric encryption procedure with a private key (50) to obtain signed basic information (2a) a transformation step (23) in which the signed basic information (2a) is transformed into a machine legible format a printing step (24) in which the signed basic information (2a) in a machine legible format is printed on the blank cheque (1a). The method (10) further comprises a compilation procedure (30) of a blank cheque (1a) comprising: an initial step (31) in which the values of the compilation information (3) to be inserted in the blank cheque (1a) are decided a computing step (32) in which a resulting string (3b) is computed connected to the values of said compilation information (3) the computing step (32) comprising an encryption step (33) in which the information (3) is encrypted and a writing step (35) in which it is copied onto the cheque (1) together with the resulting string (3b).

No. of Pages : 24 No. of Claims : 15

(12) PATENT APPLICATION PUBLICATION
(19) INDIA
(22) Date of filing of Application :20/09/2014
(21) Application No.1866/MUMNP/2014 A
(43) Publication Date : 03/07/2015

(54) Title of the invention : ORGANO MODIFIED SILICONE POLYMERS

(51) International classification :C08G77/06
(31) Priority Document No :61/614262
(32) Priority Date :22/03/2012
(33) Name of priority country :U.S.A.
(86) International Application No :PCT/US2013/029316
Filing Date :06/03/2013
(87) International Publication No :WO 2013/142055
(61) Patent of Addition to Application Number :NA
Filing Date :NA
(62) Divisional to Application Number :NA
Filing Date :NA

(71)**Name of Applicant :**
1)MOMENTIVE PERFORMANCE MATERIALS INC.
Address of Applicant :260 Hudson River Road Waterford NY 12188 U.S.A.
(72)**Name of Inventor :**
1)SAXENA Anubhav
2)NAIK Sandeep Shashikant
3)PHUKAN Monjit
4)BHAT Shreedhar

(57) Abstract :
A linear silicone polymer suitable for use in producing homopolymers copolymers polymerized emulsions latex compositions and hydrogel polymer films. In one aspect a hydrophilic silicone monomer is of the Formula 1 : Where A is a divalent block comprising a silicone containing pendant group. In one embodiment the silicone containing pendant group comprises polyalkylene oxide groups. The structure of the polymer can be controlled and tuned to provide a material with excellent wettability and oxygen permeability. The polymers are suitable for use in a variety of applications including in providing a film for forming contact lenses.

No. of Pages : 36 No. of Claims : 16

(12) PATENT APPLICATION PUBLICATION
(19) INDIA
(22) Date of filing of Application :20/09/2014
(21) Application No.1867/MUMNP/2014 A
(43) Publication Date : 03/07/2015

(54) Title of the invention : ORGANO MODIFIED SILICONE POLYMERS AND HYDROGELS COMPRISING THE SAME

(51) International classification :C08L83/14,G02B1/04
(31) Priority Document No :61/614262
(32) Priority Date :22/03/2012
(33) Name of priority country :U.S.A.
(86) International Application No :PCT/US2013/029302
Filing Date :06/03/2013
(87) International Publication No :WO 2013/142052
(61) Patent of Addition to Application Number :NA
Filing Date :NA
(62) Divisional to Application Number :NA
Filing Date :NA

(71)**Name of Applicant :**
1)MOMENTIVE PERFORMANCE MATERIALS INC.
Address of Applicant :260 Hudson River Road Waterford NY 12188 U.S.A.
(72)**Name of Inventor :**
1)SAXENA Anubhav
2)NAIK Sandeep Shashikant
3)PHUKAN Monjit
4)BHAT Shreedhar

(57) Abstract :
A hydrophilic silicone polymer composition suitable for use in producing hydrogel polymer films disclosed. In one aspect a hydrophilic silicone monomer is of the Formula (1) : where A is a divalent block comprising a silicone containing pendant group. In one embodiment the silicone containing pendant group comprises polyalkylene oxide groups. The structure of the polymer can be controlled and tuned to provide a material with excellent wettability and oxygen permeability. The polymers are suitable for use in a variety of applications including in providing a film for forming contact lenses.

No. of Pages : 38 No. of Claims : 16

(12) PATENT APPLICATION PUBLICATION
(19) INDIA
(22) Date of filing of Application :20/09/2014
(21) Application No.1868/MUMNP/2014 A
(43) Publication Date : 03/07/2015

(54) Title of the invention : ANTI ADAMTS 5 ANTIBODY DERIVATIVES AND USES THEREOF

(51) International classification :C07K16/40
(31) Priority Document No :12164107.0
(32) Priority Date :13/04/2012
(33) Name of priority country :EPO
(86) International Application No :PCT/EP2013/057649
Filing Date :12/04/2013
(87) International Publication No :WO 2013/153189
(61) Patent of Addition to Application Number :NA
Filing Date :NA
(62) Divisional to Application Number :NA
Filing Date :NA

(71)**Name of Applicant :**
1)ROTTAPHARM BIOTECH S.R.L.
Address of Applicant :Via Valosa di Sopra 3 I 20900 Monza (MB) Italy
(72)**Name of Inventor :**
1)CHIUSAROLI Riccardo
2)VISINTIN Michela
3)CASELLI Gianfranco
4)ROVATI Lucio Claudio

(57) Abstract :
The present invention relates to an antibody recombinant or synthetic antigen binding fragments thereof able to recognise and bind an epitope comprised in the spacer domain of ADAMTS 5 nucleic acid and expression vector encoding the same method of production and uses thereof.

No. of Pages : 141 No. of Claims : 26

(12) PATENT APPLICATION PUBLICATION
(19) INDIA
(22) Date of filing of Application :01/10/2014
(21) Application No.1969/MUMNP/2014 A
(43) Publication Date : 03/07/2015

(54) Title of the invention : NON AQUEOUS ORAL CARE COMPOSITION

(51) International classification :A61K8/19,A61K8/26,A61Q11/00
(31) Priority Document No :PCT/CN2012/000434
(32) Priority Date :05/04/2012
(33) Name of priority country :China
(86) International Application No :PCT/EP2013/055763
Filing Date :20/03/2013
(87) International Publication No :WO 2013/149830
(61) Patent of Addition to Application Number :NA
Filing Date :NA
(62) Divisional to Application Number :NA
Filing Date :NA

(71)**Name of Applicant :**
1)UNILEVER PLC
Address of Applicant :100 Victoria Embankment London EC4Y 0DY U.K.
(72)**Name of Inventor :**
1)GUERY Julie Savine Camille
2)PELAN Edward George
3)WANG Lin
4)ZHOU Weizheng

(57) Abstract :
Disclosed is a non aqueous oral care composition comprising an organoclay carrier humectant and a calcium source. The non aqueous oral care composition of the present invention is stable has rheological characteristics of a hydrous oral care composition and does not require a manufacturing step of heating and cooling.

No. of Pages : 29 No. of Claims : 14

(12) PATENT APPLICATION PUBLICATION
(19) INDIA
(22) Date of filing of Application :01/10/2014

(21) Application No.1970/MUMNP/2014 A
(43) Publication Date : 03/07/2015

(54) Title of the invention : TRANSVASCULAR NERVE STIMULATION APPARATUS AND METHODS

(51) International classification :A61N1/05,A61N1/36
(31) Priority Document No :61/606899
(32) Priority Date :05/03/2012
(33) Name of priority country :U.S.A.
(86) International Application No :PCT/CA2013/050159
Filing Date :04/03/2013
(87) International Publication No :WO 2013/131187
(61) Patent of Addition to Application Number :NA
Filing Date :NA
(62) Divisional to Application Number :NA
Filing Date :NA

(71)**Name of Applicant :**
1)SIMON FRASER UNIVERSITY
Address of Applicant :Multi Tenant Facility IO 8888 University Drive Burnaby British Columbia V5A 1S6 Canada
(72)**Name of Inventor :**
1)HOFFER Joaquin Andres
2)NOLETTE Marc Andre
3)THAKKAR Viral
4)TRAN Bao Dung

(57) Abstract :
The invention in one aspect relates to an intravascular electrode system. The system comprises one or more electrodes supported on an elongated resiliently flexible support member and the support member may be used to introduce the electrodes into a blood vessel. As the support member is introduced into the blood vessel the support member bends to follow the path of the blood vessel.

No. of Pages : 87 No. of Claims : 73

(12) PATENT APPLICATION PUBLICATION
(21) Application No.2169/MUM/2013 A
(19) INDIA
(22) Date of filing of Application :26/06/2013
(43) Publication Date : 03/07/2015

(54) Title of the invention : A SYSTEM AND METHOD FOR IMPLEMENTING A PRIVACY SETTING PROVIDING A DEFENSE AGAINST IDENTIFYING A USER

(51) International classification	:G06F11/00, G06F7/00
(31) Priority Document No	:NA
(32) Priority Date	:NA
(33) Name of priority country	:NA
(86) International Application No	:NA
Filing Date	:NA
(87) International Publication No	: NA
(61) Patent of Addition to Application Number	:NA
Filing Date	:NA
(62) Divisional to Application Number	:NA
Filing Date	:NA

(71)**Name of Applicant :**
1)TATA CONSULTANCY SERVICES LIMITED
Address of Applicant :NIRMAL BUILDING, 9TH FLOOR, NARIMAN POINT, MUMBAI 400021, MAHARASHTRA, INDIA
(72)**Name of Inventor :**
1)SRINIVASAN, IYENGAR VENKATACHARY
2)NAIR, VIKRAM
3)LODHA, SACHIN
4)VIDHANI, KUMAR MANSUKHLAL

(57) Abstract :
Disclosed is a method and system for implementing a privacy setting providing a defense against identifying a user in real-time, wherein the defense is against a particular type of identification usually performed by an analysis of features of data entered by the user through a user interface. The system comprises a receiving module, an extraction module, and a modification module. The extraction module extracts a time related parameter with respect to one or more activities performed by the user via the user interface. The modification module is configured to modify the time using a modification technique in order to change the time related parameter to a modified time related parameter, wherein the modified time related parameter is used for performing the analysis for identifying the user, thereby proving a defense against identifying the user.

No. of Pages : 32 No. of Claims : 18

(12) PATENT APPLICATION PUBLICATION
(19) INDIA
(22) Date of filing of Application :05/09/2014
(21) Application No.1777/MUMNP/2014 A
(43) Publication Date : 03/07/2015

(54) Title of the invention : METHOD FOR GENERATING A RUNNING LIGHT EFFECT ON AN OPTICAL WAVE GUIDE STRUCTURE AND OPTICAL WAVE GUIDE STRUCTURE

(51) International classification :H05B33/08,F21S8/10,F21V8/00
(31) Priority Document No :A 197/2012
(32) Priority Date :16/02/2012
(33) Name of priority country :Austria
(86) International Application No :PCT/AT2013/050039
Filing Date :14/02/2013
(87) International Publication No :WO 2013/120124
(61) Patent of Addition to Application Number :NA
Filing Date :NA
(62) Divisional to Application Number :NA
Filing Date :NA

(71)**Name of Applicant :**
1)ZIZALA LICHTSYSTEME GMBH
Address of Applicant :Scheibbser Strae 17 A 3250 Wieselburg Austria
(72)**Name of Inventor :**
1)REINPRECHT Markus
2)GRAF Thomas
3)FAFFELBERGER Anton

(57) Abstract :
The invention relates to an optical wave guide structure (1) having at least one optical wave guide (2 2 ; 11 12) and at least two light input positions (A... E) each of which is associated with a light source (3 3 ; 4 4 4 ; 22a... e). Said optical wave guide is designed to guide the inputted light and to emit light based on irregularities (6) embodied on the optical wave guide. A control circuit is associated with the light sources (3 3 ; 4 4 4 ; 22a... e) said control circuit being designed to control depending on the time the brightness of the light sources according to predeterminable dimming curves.

No. of Pages : 21 No. of Claims : 14

(12) PATENT APPLICATION PUBLICATION
(19) INDIA
(22) Date of filing of Application :05/09/2014

(21) Application No.1778/MUMNP/2014 A
(43) Publication Date : 03/07/2015

(54) Title of the invention : PRODRUGS OF VITAMINE K

(51) International classification :C07C39/225,C07C39/24,A61K31/05
(31) Priority Document No :1203705.7
(32) Priority Date :02/03/2012
(33) Name of priority country :U.K.
(86) International Application No :PCT/EP2013/054298
Filing Date :04/03/2013
(87) International Publication No :WO 2013/128037
(61) Patent of Addition to Application Number :NA
Filing Date :NA
(62) Divisional to Application Number :NA
Filing Date :NA

(71)**Name of Applicant :**
1)KAPPA BIOSCIENCE AS
Address of Applicant :Gaustadalleen 21 Oslo Research Park N 0349 Oslo Norway
(72)**Name of Inventor :**
1)MOLLER Mona
2)SANDBERG Marcel
3)AUKRUST Inger Reidun

(57) Abstract :
The invention relates to prodrugs of vitamin K2 in particular prodrugs of MK 7 in which the diketone is converted to a monosubstituted or disubstituted ester type derivative. These compounds are shown to give MK-7 in plasma.

No. of Pages : 51 No. of Claims : 18

(12) PATENT APPLICATION PUBLICATION
(19) INDIA
(22) Date of filing of Application :05/09/2014
(21) Application No.1779/MUMNP/2014 A
(43) Publication Date : 03/07/2015

(54) Title of the invention : A COMPOSITION AND METHOD FOR CONTROLLING THE WETTABILITY OF SURFACES

(51) International classification :C09C1/02,D21H17/00
(31) Priority Document No :12154687.3
(32) Priority Date :09/02/2012
(33) Name of priority country :EPO
(86) International Application No :PCT/EP2013/052128
Filing Date :04/02/2013
(87) International Publication No :WO 2013/117511
(61) Patent of Addition to Application Number :NA
Filing Date :NA
(62) Divisional to Application Number :NA
Filing Date :NA

(71)**Name of Applicant :**
1)OMYA INTERNATIONAL AG
Address of Applicant :Baslerstrasse 42 CH 4665 Oftringen Switzerland
(72)**Name of Inventor :**
1)SCHOELKOPF Joachim
2)WEITZEL Hans Joachim

(57) Abstract :
The present invention relates to a composition comprising hedgehog shaped particles at least one binder and at least one hydrophobizing agent and/or at least one hydrophilizing agent a method for controlling the wettability of substrate surfaces using these compositions as well as a material comprising these compositions.

No. of Pages : 50 No. of Claims : 28

(12) PATENT APPLICATION PUBLICATION
(19) INDIA
(22) Date of filing of Application :22/09/2014
(21) Application No.1879/MUMNP/2014 A
(43) Publication Date : 03/07/2015

(54) Title of the invention : ANIMALS EXPRESSING HUMAN LAMBDA IMMUNOGLOBULIN LIGHT CHAIN VARIABLE DOMAIN

(51) International classification :C12N15/85,A01K67/027,C07K16/00
(31) Priority Document No :13/433084
(32) Priority Date :28/03/2012
(33) Name of priority country :U.S.A.
(86) International Application No :PCT/GB2013/050682
Filing Date :18/03/2013
(87) International Publication No :WO 2013/144566
(61) Patent of Addition to Application Number :NA
Filing Date :NA
(62) Divisional to Application Number :NA
Filing Date :NA

(71)**Name of Applicant :**
1)KYMAB LIMITED
Address of Applicant :Meditrina (B206) Babraham Research Campus Cambridge Cambridgeshire CB22 3AT U.K.
(72)**Name of Inventor :**
1)BRADLEY Allan
2)LEE E Chiang
3)LIANG Qi
4)WANG Wei
5)SPENSBERGER Dominik
6)LIU Hui
7)CLUBE Jasper

(57) Abstract :
The invention discloses methods for the generation of chimaeric human non human antibodies and chimaeric antibody chains antibodies and antibody chains so produced and derivatives thereof including fully humanised antibodies; compositions comprising said antibodies antibody chains and derivatives as well as cells non human mammals and vectors suitable for use in said methods.

No. of Pages : 311 No. of Claims : 62

(12) PATENT APPLICATION PUBLICATION
(19) INDIA
(22) Date of filing of Application :22/09/2014
(21) Application No.1880/MUMNP/2014 A
(43) Publication Date : 03/07/2015

(54) Title of the invention : SMALL CELL ACTIVATION PROCEDURE

(51) International classification :H04W48/20,H04W52/02
(31) Priority Document No :61/635288
(32) Priority Date :18/04/2012
(33) Name of priority country :U.S.A.
(86) International Application No :PCT/US2013/032370
Filing Date :15/03/2013
(87) International Publication No :WO 2013/158304
(61) Patent of Addition to Application Number :NA
Filing Date :NA
(62) Divisional to Application Number :NA
Filing Date :NA

(71)**Name of Applicant :**
1)QUALCOMM INCORPORATED
Address of Applicant :ATTN: International IP Administration 5775 Morehouse Drive San Diego California 92121 U.S.A.
(72)**Name of Inventor :**
1)DAMNJANOVIC Aleksandar
2)MALLADI Durga Prasad
3)MALLIK Siddhartha
4)BHUSHAN Naga
5)WEI Yongbin
6)HORN Gavin Bernard

(57) Abstract :
A method of wireless communication includes configuring a small cell with activation parameters. The activation parameters include a new carrier type having a reduced periodicity. The method also includes configuring a UE with time restricted measurements. The time restricted measurements correspond to the new carrier type and the reduced periodicity. The method further includes receiving small cell signal measurements from the UE and initiating an activation sequence in response to the small cell signal measurements.

No. of Pages : 46 No. of Claims : 29

(12) PATENT APPLICATION PUBLICATION
(21) Application No.2402/MUM/2013 A
(19) INDIA
(22) Date of filing of Application :18/07/2013
(43) Publication Date : 03/07/2015

(54) Title of the invention : UNIVERSAL JOINT WITH NON- METALLIC BEARING BUSHES

(51) International classification	:F16D3/41, F16D3/38, F16C33/78, F16C21	(71)**Name of Applicant :** **1)Mahindra Sona Limited** Address of Applicant :Gateway Building, Apollo Bunder, Mumbai Maharashtra India
(31) Priority Document No	:NA	(72)**Name of Inventor :** **1)Anselm A Solomon**
(32) Priority Date	:NA	
(33) Name of priority country	:NA	
(86) International Application No	:NA	
Filing Date	:NA	
(87) International Publication No	: NA	
(61) Patent of Addition to Application Number	:NA	
Filing Date	:NA	
(62) Divisional to Application Number	:NA	
Filing Date	:NA	

(57) Abstract :
Present invention demonstrates the use of polyamide bearing bush in a steering universal joint application. Polyamide bushes are moulded to specified size and ready to use for assembly. Polyamide bushes, machined yokes along with journal cross with grease and oil seal are assembled and staked for retaining the polyamide bushes in place under preloaded conditions.

No. of Pages : 5 No. of Claims : 1

(12) PATENT APPLICATION PUBLICATION
(19) INDIA
(22) Date of filing of Application :15/07/2014
(21) Application No.1436/MUMNP/2014 A
(43) Publication Date : 03/07/2015

(54) Title of the invention : PHENYL CARBAMATE COMPOUNDS FOR USE IN PREVENTING OR TREATING EPILESY

(51) International classification :C07C271/10,C07C271/12,A61K31/16
(31) Priority Document No :61/580409
(32) Priority Date :27/12/2011
(33) Name of priority country :U.S.A.
(86) International Application No :PCT/KR2012/011474
Filing Date :26/12/2012
(87) International Publication No :WO 2013/100570
(61) Patent of Addition to Application Number :NA
Filing Date :NA
(62) Divisional to Application Number :NA
Filing Date :NA

(71)**Name of Applicant :**
1)BIO PHARM SOLUTIONS CO. LTD.
Address of Applicant :C B1F Advanced Institutes of Convergence Technology 864 1 Iui dong Yeongtong gu Suwon si Gyeonggi do 443 270 Republic of Korea
(72)**Name of Inventor :**
1)CHOI Yong Moon

(57) Abstract :
A phenyl carbamate compound a pharmaceutical composition for preventing and/or treating epilepsy comprising the phenyl carbamate compound as an active ingredient and a use of the phenyl carbamate compound for preventing and/or treating epilepsy are provided.

No. of Pages : 121 No. of Claims : 16

(12) PATENT APPLICATION PUBLICATION
(19) INDIA
(22) Date of filing of Application :12/08/2014
(21) Application No.1621/MUMNP/2014 A
(43) Publication Date : 03/07/2015

(54) Title of the invention : RECOMBINANT MICROORGANISM WITH IMPROVED PUTRESCINE PRODUCTIVITY AND METHOD FOR PRODUCING PUTRESCINE USING SAME

(51) International classification :C12N1/21,C12N15/60,C12N15/74
(31) Priority Document No :10-2012-0007004
(32) Priority Date :20/01/2012
(33) Name of priority country :Republic of Korea
(86) International Application No :PCT/KR2013/000487
Filing Date :21/01/2013
(87) International Publication No :WO 2013/109121
(61) Patent of Addition to Application Number :NA
Filing Date :NA
(62) Divisional to Application Number :NA
Filing Date :NA

(71)**Name of Applicant :**
1)CJ CHEILJEDANG CORPORATION
Address of Applicant :330 Dongho ro Jung gu Seoul 100 400 Republic of Korea
(72)**Name of Inventor :**
1)LEE Kyoung Min
2)KIM Seon Hye
3)UM Hye Won
4)KANG Min Sun
5)CHOI Su Jin
6)JUNG Hee Kyoung
7)JHON Sung Hoo
8)LI Hongxian
9)GWAK Won Sik
10)LEE Chong Ho
11)YANG Young Lyeol

(57) Abstract :
The present invention relates to: a recombinant microorganism which is a sp. microorganism mutated so as to be able to produce putrescine wherein the NCgl0101 activity is weakened thereby producing putrescine in a high yield; and a method for producing putrescine using the microorganism.

No. of Pages : 67 No. of Claims : 11

(12) PATENT APPLICATION PUBLICATION
(19) INDIA
(22) Date of filing of Application :17/09/2014
(21) Application No.1820/MUMNP/2014 A
(43) Publication Date : 03/07/2015

(54) Title of the invention : PHASED ARRAY ANTENNA

(51) International classification :H01Q1/42,H01Q3/26,H01Q3/34
(31) Priority Document No :218625
(32) Priority Date :14/03/2012
(33) Name of priority country :Israel
(86) International Application No :PCT/IL2013/050203
Filing Date :06/03/2013
(87) International Publication No:WO 2013/136325
(61) Patent of Addition to Application Number :NA
Filing Date :NA
(62) Divisional to Application Number :NA
Filing Date :NA

(71)**Name of Applicant :**
1)ISRAEL AEROSPACE INDUSTRIES LTD.
Address of Applicant :Ben Gurion International Airport 70100 Lod Israel
(72)**Name of Inventor :**
1)ISRAEL AEROSPACE INDUSTRIES LTD.

(57) Abstract :
An antenna element having a vertically stacked structure and a phased array antenna that includes a plurality of antenna elements sharing a common conductive ground plane are described. The phased array antenna also includes a common conductive shell electrically coupled to the common conductive ground plane and extending away there from to encompass the antenna elements. The common conductive shell and the common conductive ground plane together define a common cavity having a common aperture. The phased array antenna also includes a common dielectric superstrate layer disposed over the common cavity at a predetermined distance from the antenna elements and a beam steering system coupled to the antenna elements and configured for steering an energy beam produced by the phased array antenna.

No. of Pages : 52 No. of Claims : 39

(12) PATENT APPLICATION PUBLICATION
(19) INDIA
(22) Date of filing of Application :17/09/2014
(21) Application No.1821/MUMNP/2014 A
(43) Publication Date : 03/07/2015

(54) Title of the invention : HYBRID COOLER WITH BIFURCATED EVAPORATIVE SECTION

(51) International classification :F28F25/08
(31) Priority Document No :61/612095
(32) Priority Date :16/03/2012
(33) Name of priority country :U.S.A.
(86) International Application No :PCT/US2013/032815
Filing Date :18/03/2013
(87) International Publication No :WO 2013/138807
(61) Patent of Addition to Application Number :NA
Filing Date :NA
(62) Divisional to Application Number :NA
Filing Date :NA

(71)**Name of Applicant :**
1)EVAPCO INC.
Address of Applicant :5151 Allendale Lane Taneytown Maryland 21787 U.S.A.
(72)**Name of Inventor :**
1)BUGLER Thomas W.
2)HAMILTON Jennifer J.

(57) Abstract :
A hybrid closed circuit heat exchanger having a dry indirect section and an evaporative indirect section. The evaporative indirect section has multiple sub sections. An evaporative fluid distribution system is configured to selectively distribute evaporative fluid over all part or none of the sub sections. A process fluid flow path control system is configured to selectively direct the process fluid through one or more sub sections. The process fluid flow path control system may send all of the process fluid through two or more sub sections in equal amounts or in different amounts. There is preferably no evaporative heat exchange section bypass flow path.

No. of Pages : 43 No. of Claims : 22

(12) PATENT APPLICATION PUBLICATION
(21) Application No.2452/MUM/2013 A
(19) INDIA
(22) Date of filing of Application :24/07/2013
(43) Publication Date : 03/07/2015

(54) Title of the invention : PROCESS FOR PREPARING MULTI LAYERED GRAPHENE AND LUBRICANT COMPOSITION THEREOF

(51) International classification :C10M169/04
(31) Priority Document No :NA
(32) Priority Date :NA
(33) Name of priority country :NA
(86) International Application No :NA
Filing Date :NA
(87) International Publication No : NA
(61) Patent of Addition to Application Number :NA
Filing Date :NA
(62) Divisional to Application Number :NA
Filing Date :NA

(71)**Name of Applicant :**
1)Indian Oil Corporation Limited
Address of Applicant :G-9, Ali Yavar Jung Road, Bandra (East), Mumbai-400 051, Maharashtra India
(72)**Name of Inventor :**
1)HAIT, Samik Kumar
2)OTA, Jyotiranjan
3)SANKARA, Ramakumar Srivenkata
4)BASU, Biswajit
5)MALHOTRA, Ravinder Kumar

(57) Abstract :
The present invention provides a process of preparing in situ dispersion of multi layered graphene in different hydrocarbon oils and their inclusion in grease, gear oil, differential oil, forging oil system for an improved thermal conductivity. The graphene system consists of a mixture of MLG and SLG which is a result of delamination/exfoliation of natural graphite.

No. of Pages : 20 No. of Claims : 9

(12) PATENT APPLICATION PUBLICATION
(21) Application No.1616/MUMNP/2014 A
(19) INDIA
(22) Date of filing of Application :11/08/2014
(43) Publication Date : 03/07/2015

(54) Title of the invention : SYSTEM METHOD AND COMPUTER PROGRAM PRODUCT FOR MANEUVERING OF AN AIR VEHICLE WITH TILTABLE PROPULSION UNIT

(51) International classification :G05D1/10,B64C29/00,G05D1/06
(31) Priority Document No :217501
(32) Priority Date :12/01/2012
(33) Name of priority country :Israel
(86) International Application No :PCT/IL2013/050029
Filing Date :10/01/2013
(87) International Publication No :WO 2013/105094
(61) Patent of Addition to Application Number :NA
Filing Date :NA
(62) Divisional to Application Number :NA
Filing Date :NA

(71)**Name of Applicant :**
1)ISRAEL AEROSPACE INDUSTRIES LTD.
Address of Applicant :Ben Gurion International Airport 70100 Lod Israel
(72)**Name of Inventor :**
1)DEKEL Guy
2)ZIVAN Lior
3)EFRATY Yoav
4)WOLFF Amit
5)VOLOVICK Avner

(57) Abstract :
A control system configured to control a deceleration process of an air vehicle which comprises at least one tiltable propulsion unit each of the at least one tiltable propulsion units is tiltable to provide a thrust whose direction is variable at least between a general vertical thrust vector direction and a general longitudinal thrust vector direction with respect to the air vehicle.

No. of Pages : 110 No. of Claims : 44

(12) PATENT APPLICATION PUBLICATION
(19) INDIA
(22) Date of filing of Application :17/09/2014
(21) Application No.1817/MUMNP/2014 A
(43) Publication Date : 03/07/2015

(54) Title of the invention : PREPARATION OF PIGMENTS

(51) International classification :C09C1/02,D21H17/00
(31) Priority Document No :12161144.6
(32) Priority Date :23/03/2012
(33) Name of priority country :EPO
(86) International Application No :PCT/EP2013/055895
Filing Date :21/03/2013
(87) International Publication No :WO 2013/139889
(61) Patent of Addition to Application Number :NA
Filing Date :NA
(62) Divisional to Application Number :NA
Filing Date :NA

(71)**Name of Applicant :**
1)OMYA INTERNATIONAL AG
Address of Applicant :Baslerstrasse 42 CH 4665 Oftringen Switzerland
(72)**Name of Inventor :**
1)RENTSCH Samuel
2)GERARD Daniel E.
3)BURI Matthias
4)GANE Patrick A.C.
5)KUKKAMO Vesa

(57) Abstract :
The present invention relates to an aqueous calcium carbonate containing composition to methods for producing such aqueous calcium carbonate containing compositions and to the use of the aqueous calcium carbonate containing composition in paper paper coating plastics and/or paint applications and as filler in paper.

No. of Pages : 88 No. of Claims : 28

(12) PATENT APPLICATION PUBLICATION
(19) INDIA
(22) Date of filing of Application :17/09/2014
(21) Application No.1818/MUMNP/2014 A
(43) Publication Date : 03/07/2015

(54) Title of the invention : DRILL

(51) International classification :B23B51/00,B23B51/10
(31) Priority Document No :10 2012 005 919.1
(32) Priority Date :26/03/2012
(33) Name of priority country :Germany
(86) International Application No :PCT/EP2013/055796
Filing Date :20/03/2013
(87) International Publication No :WO 2013/143936
(61) Patent of Addition to Application Number :NA
Filing Date :NA
(62) Divisional to Application Number :NA
Filing Date :NA

(71)**Name of Applicant :**
1)MAPAL FABRIK FR PR„ZISIONSWERKZEUGE DR. KRESS KG
Address of Applicant :Obere Bahnstrasse 13 73431 Aalen Germany
(72)**Name of Inventor :**
1)KRENZER Ulrich

(57) Abstract :
What is proposed is a drill (1) having a tool shank (3) a central axis (5) and a first cutting region (7) with at least one geometrically defined first lip (9; 9) which has a rake face (23) and is arranged at a radial distance from the central axis (5) of the drill (1) wherein the first lip includes a countersink angle (a) with the central axis. The drill (1) is distinguished by the fact that the first lip (9; 9) is assigned a chip breaker which is formed by the rake face (23) of the first lip (9; 9) and by a shoulder face (31) which adjoins the rake face (23) and includes a shoulder angle (d) therewith wherein the shoulder angle (d) is greater than 90° preferably greater than 100° that the rake face (23) runs at a radial rake angle (e) with respect to an imaginary radial line (L) which intersects the first lip (9) assigned to the rake face (23) and that the radial rake angle (e) is positive.

No. of Pages : 22 No. of Claims : 13

(12) PATENT APPLICATION PUBLICATION
(19) INDIA
(22) Date of filing of Application :17/09/2014
(21) Application No.1819/MUMNP/2014 A
(43) Publication Date : 03/07/2015

(54) Title of the invention : POLYMERS HAVING THERAPEUTICALLY ACTIVE AGENTS CONJUGATED THERETO PROCESSES OF PREPARING SAME AND USES THEREOF

(51) International classification	:A61K47/48,A61K38/09,A61K31/74
(31) Priority Document No	:61/606557
(32) Priority Date	:05/03/2012
(33) Name of priority country	:U.S.A.
(86) International Application No	:PCT/IL2013/050195
Filing Date	:05/03/2013
(87) International Publication No	:WO 2013/132485
(61) Patent of Addition to Application Number	:NA
Filing Date	:NA
(62) Divisional to Application Number	:NA
Filing Date	:NA

(71)**Name of Applicant :**
1)RAMOT AT TEL AVIV UNIVERSITY LTD.
Address of Applicant :P.O. Box 39296 6139201 Tel Aviv Israel
(72)**Name of Inventor :**
1)SATCHI FAINARO Ronit
2)MARKOVSKY Ela
3)BAABUR COHEN Hemda

(57) Abstract :
Polymeric conjugates of a polymeric backbone formed of a plurality of backbone units and having attached to portions of the backbone units two or more therapeutically active agents or one or more therapeutically active agents and a NCAM targeting moiety are disclosed. Uses of such polymeric conjugates in treating and/or monitoring cancer and/or medical conditions associated with angiogenesis are also disclosed.

No. of Pages : 139 No. of Claims : 42

(12) PATENT APPLICATION PUBLICATION
(19) INDIA
(22) Date of filing of Application :24/07/2013
(21) Application No.2460/MUM/2013 A
(43) Publication Date : 03/07/2015

(54) Title of the invention : MODULAR MOBILE ROBOT

(51) International classification	:G06F19/00, B62D55/00, B62D55/075, E02
(31) Priority Document No	:13/560,692
(32) Priority Date	:27/07/2012
(33) Name of priority country	:U.S.A.
(86) International Application No	:NA
Filing Date	:NA
(87) International Publication No	: NA
(61) Patent of Addition to Application Number	:NA
Filing Date	:NA
(62) Divisional to Application Number	:NA
Filing Date	:NA

(71)**Name of Applicant :**
1)ENGINEERING SERVICES INC.
Address of Applicant :890 YONGE STREET, 8TH FLOOR, TORONTO, ONTARIO M4W 3P4, CANADA
(72)**Name of Inventor :**
1)GOLDENBERG, ANDREW A
2)LIN, JUN

(57) Abstract :
A mobile robot has a predetermined size of large, medium, small or back-packable. The mobile robot includes a chassis, drive system components, power components, a main processor, a communication system and a power and data distribution system. The chassis has a predetermined size of large, medium, small or back-packable. Drive system components are operably attached to the chassis and power components are operably connected to the drive system components and the power and data distribution system. Each drive system component has a predetermined size that is compatible with the chassis. The main processor, the communication system and the power and data distribution system are all operably connected together and operably connected to the traction components and the power components. The main processor, the communication system, and the power and data distribution system are all compatible with the predetermined size of the chassis and at least one other size.

No. of Pages : 87 No. of Claims : 52

(12) PATENT APPLICATION PUBLICATION
(19) INDIA
(22) Date of filing of Application :22/09/2014
(21) Application No.1877/MUMNP/2014 A
(43) Publication Date : 03/07/2015

(54) Title of the invention : LOW VISCOSITY POLYORGANOSILOXANES COMPRISING QUATERNARY AMMONIUM GROUPS METHODS FOR THE PRODUCTION AND THE USE THEREOF (II)

(51) International classification :C08L83/10
(31) Priority Document No :61/617180
(32) Priority Date :29/03/2012
(33) Name of priority country :U.S.A.
(86) International Application No :PCT/US2013/033816
Filing Date :26/03/2013
(87) International Publication No :WO 2013/148635
(61) Patent of Addition to Application Number :NA
Filing Date :NA
(62) Divisional to Application Number :NA
Filing Date :NA

(71)**Name of Applicant :**
1)MOMENTIVE PERFORMANCE MATERIALS GMBH
Address of Applicant :Kaiser Wilhelm Allee Gebude V7 DE 51368 Leverkusen Germany
(72)**Name of Inventor :**
1)WAGNER Roland
2)STACHULLA Karl Heinz
3)SOCKEL Karl Heinz
4)GONZALES Sigfredo
5)DUSSAUD Anne

(57) Abstract :
Low viscosity polyorganosiloxanes comprising a) at least one polyorganosiloxane group b) at least one quaternary ammonium group c) at least one terminal group selected from the groups consisting of: c1) at least one terminal mono functional polyorganosiloxane group c2) at least one terminal ester group and c3) at least one terminal alkyl terminated poly ether group compositions thereof aqueous emulsions thereof methods of the manufacture thereof and their use for the modification of surfaces of substrates.

No. of Pages : 85 No. of Claims : 39

(12) PATENT APPLICATION PUBLICATION
(19) INDIA
(22) Date of filing of Application :22/09/2014
(21) Application No.1878/MUMNP/2014 A
(43) Publication Date : 03/07/2015

(54) Title of the invention : INTERLOCK TUBE MANUFACTURING METHOD AND MANUFACTURING DEVICE THEREFOR

(51) International classification :B21C37/12,F01N13/08,F16L11/16
(31) Priority Document No :2013-054071
(32) Priority Date :28/02/2013
(33) Name of priority country :Japan
(86) International Application No :PCT/JP2013/056206
Filing Date :28/02/2013
(87) International Publication No :WO 2014/132455
(61) Patent of Addition to Application Number :NA
Filing Date :NA
(62) Divisional to Application Number :NA
Filing Date :NA

(71)**Name of Applicant :**
1)SHOWA RASENKAN SEISAKUSHO CO. LTD.
Address of Applicant :2 26 10 Azusawa Itabashi ku Tokyo 1740051 Japan
(72)**Name of Inventor :**
1)SUZUKI Norifusa
2)FUKABORI Ryouichi

(57) Abstract :
The manufacture of interlock tubes wherein: tubes with a circular cross section or the number of corners in the cross section being similar to a circle are easily formed with high precision and without loosening; processability during cutting etc. is excellent; and the device itself has excellent work efficiency. Interlock tubes are manufactured with excellent work efficiency etc. by: winding a metal band helically on a winding mandrel the cross section of which is circular or a shape in which the number of corners in the cross section is similar to a circle; installing a fastening chuck on the tip end of the winding mandrel so as to allow free release and fastening; and rotating and synchronizing so as to prevent loosening of the metal band on the basis of commands from a computing/control unit which integrates the operations of the various units.

No. of Pages : 35 No. of Claims : 14

(12) PATENT APPLICATION PUBLICATION
(19) INDIA
(22) Date of filing of Application :31/08/2013
(21) Application No.2529/MUM/2013 A
(43) Publication Date : 03/07/2015

(54) Title of the invention : METHOD FOR AUTO-SELECTION OF THIRD SET OF SPOT WELD PARAMETERS IN MANUAL SPOT WELDING

(51) International classification	:B23K11/24, B23K11/25
(31) Priority Document No	:NA
(32) Priority Date	:NA
(33) Name of priority country	:NA
(86) International Application No	:NA
Filing Date	:NA
(87) International Publication No	: NA
(61) Patent of Addition to Application Number	:NA
Filing Date	:NA
(62) Divisional to Application Number	:NA
Filing Date	:NA

(71)**Name of Applicant :**
1)MAHINDRA & MAHINDRA LIMITED
Address of Applicant :R & D CENTER, AUTOMOTIVE SECTOR, 89, M.I.D.C., SATPUR, NASHIK-422 007, MAHARASHTRA, INDIA.
(72)**Name of Inventor :**
1)YOGESH SUDHAKAR BURHADE

(57) Abstract :
The invention relates to a method for auto-selection of third set of spot weld parameters in manual spot welding. The arrangement involves: a) a frame having exactly same profile of seal channel is mounted overhead facing at distant and parallel to the said seal channel to be weld; a monorail fixed below the said frame at parallel and proximate to the said frame. B) A spring balancer fastened by bolt means to fabricated MS flat movably mounted in the said monorail; a proximate sensor is inserted in hole made in the said fabricated MS flat at spring balancer centre point. C) portable manual spot welding gun (8) is mounted on spring balancer. The arrangement is such that at particular joint, the spring balancer is exactly above the location of joint of welding job fixed in the jig so while doing manual spot welding there is always a fixed relationship between location of spot weld gun shank and overhead position of spring balancer the said center point so that the relationship between location of spot weld & corresponding position of balancer centre point utilized for providing trigger by the said sensor for auto-selection third set of spot welding parameters.

No. of Pages : 14 No. of Claims : 1

(12) PATENT APPLICATION PUBLICATION
(21) Application No.2530/MUM/2013 A
(19) INDIA
(22) Date of filing of Application :31/08/2013
(43) Publication Date : 03/07/2015

(54) Title of the invention : STANDALONE UNIT FOR STATIC BENDING LAMP OPERATION IN A VEHICLE

(51) International classification	:F21S8/10, B60Q1/18
(31) Priority Document No	:NA
(32) Priority Date	:NA
(33) Name of priority country	:NA
(86) International Application No	:NA
Filing Date	:NA
(87) International Publication No	: NA
(61) Patent of Addition to Application Number	:NA
Filing Date	:NA
(62) Divisional to Application Number	:NA
Filing Date	:NA

(71)**Name of Applicant :**
1)MAHINDRA & MAHINDRA LIMITED
Address of Applicant :R & D CENTER, AUTOMOTIVE SECTOR, 89, M.I.D.C., SATPUR, NASHIK-422 007, MAHARASHTRA, INDIA.
(72)**Name of Inventor :**
1)KUMAR MEGHNATHAN
2)V ARAVINDAN
3)T GOPISANKAR
4)REJITH RAJ
5)VINAMRA JAIN

(57) Abstract :
The invention relae to a standalone unit for static bending lamp operation in a vehicle. The stand alone unit comprises a pairs of magnetic sensors placed on the steer axle near the end of both the wheels. A magnet fixed on wheel turning brackt such way that turning wheel makes magnet to align with first sensor and then to second sensor thereby activates the said sensors to send the signals to a microcontroller consisting of a low pass filter to rceive said signals from the sensors , a debugging unit connected to the said filter output, an adc unit connected to the out put of said debugging circuit, and a logic unit receive the digital output from thr adc unit to effect static turning of lights at turning of wheel.

No. of Pages : 19 No. of Claims : 5

(12) PATENT APPLICATION PUBLICATION
(19) INDIA
(22) Date of filing of Application :17/09/2014

(21) Application No.1828/MUMNP/2014 A
(43) Publication Date : 03/07/2015

(54) Title of the invention : FUEL CELL FLUID DISTRIBUTION

(51) International classification :H01M8/02,H01M8/04,H01M8/10
(31) Priority Document No :1204736.1
(32) Priority Date :19/03/2012
(33) Name of priority country :U.K.
(86) International Application No :PCT/GB2013/050637
Filing Date :14/03/2013
(87) International Publication No :WO 2013/140137
(61) Patent of Addition to Application Number :NA
Filing Date :NA
(62) Divisional to Application Number :NA
Filing Date :NA

(71)**Name of Applicant :**
1)INTELLIGENT ENERGY LIMITED
Address of Applicant :Charnwood Building Holywell Park Ashby Road Loughborough Leicestershire LE11 3GB U.K.
(72)**Name of Inventor :**
1)HOOD Peter David

(57) Abstract :
A bipolar fuel cell plate (300) for use in a fuel cell comprising a plurality of flow field channels (704) and a coolant distribution structure (708) formed as part of the fluid flow field plate. The coolant distribution structure is configured to direct coolant droplets (701) into the flow field channels. The coolant distribution structure comprises one or more elements (710) associated with one or more flow field channels the elements having a first surface (712) for receiving a coolant droplet and a second surface (714) having a shape that defines a coolant droplet detachment region for directing a coolant droplet into the associated field flow channel.

No. of Pages : 19 No. of Claims : 19

(12) PATENT APPLICATION PUBLICATION
(19) INDIA
(22) Date of filing of Application :17/09/2014
(21) Application No.1829/MUMNP/2014 A
(43) Publication Date : 03/07/2015

(54) Title of the invention : BOARD USING CROSSLINKED POLYLACTIC ACID AND METHOD FOR PREPARING SAME

(51) International classification :B27N3/04,B27N3/10,B27N1/02
(31) Priority Document No :10-2012-0032396
(32) Priority Date :29/03/2012
(33) Name of priority country :Republic of Korea
(86) International Application No:PCT/KR2012/011735
Filing Date :28/12/2012
(87) International Publication No :WO 2013/147401
(61) Patent of Addition to Application Number :NA
Filing Date :NA
(62) Divisional to Application Number :NA
Filing Date :NA

(71)**Name of Applicant :**
1)LG HAUSYS LTD.
Address of Applicant :One IFC 10 Gukjegeumyung ro Yeongdeungpo gu Seoul 150 721 Republic of Korea
(72)**Name of Inventor :**
1)HUANG Cheng Zhe
2)KANG Chang Won
3)SON Ji Hyang

(57) Abstract :
The present invention relates to a board using crosslinked polylactic acid and a method for preparing same and more specifically to a board using the crosslinked polylactic acid having superior processing properties during the preparation processe and water resistance properties after processing by using a composition comprising the crosslinked polylactic acid and wood powder and to a method for preparing the board.

No. of Pages : 17 No. of Claims : 15

(12) PATENT APPLICATION PUBLICATION
(21) Application No.2742/MUM/2013 A
(19) INDIA
(22) Date of filing of Application :22/08/2013
(43) Publication Date : 03/07/2015

(54) Title of the invention : A PROCESS FOR THE PREPARATION OF INTERMEDIATE USEFUL FOR THE PREPARATION OF GLIPIZIDE

(51) International classification	:C07C311/59, C07C311/59, C07D239/36
(31) Priority Document No	:NA
(32) Priority Date	:NA
(33) Name of priority country	:NA
(86) International Application No	:NA
Filing Date	:NA
(87) International Publication No	: NA
(61) Patent of Addition to Application Number	:NA
Filing Date	:NA
(62) Divisional to Application Number	:NA
Filing Date	:NA

(71)**Name of Applicant :**
1)UNICHEM LABORATORIES LIMITED
Address of Applicant :UNICHEM BHAVAN, PRABHAT ESTATE, OFF. S.V. ROAD, JOGESHWARI (W), MUMBAI - 400 102, MAHARASHTRA, INDIA.
(72)**Name of Inventor :**
1)DNYANESHWAR VISHNU GAWAS
2)SANJAY BHASKAR CHOWKEKAR
3)AJAY DAYALJI CHAUHAN
4)DR. DHANANJAY GOVIND SATHE

(57) Abstract :
The present invention provides a single pot process for the preparation of 5-methyl-N[2-(4-sulfamoylphenyl)ethyl]pyrazine-2-carboxamide for use in the synthesis of Glipizide. The invention also relates to process for preparation of pure Glipizide with improved yield.

No. of Pages : 15 No. of Claims : 12

(12) PATENT APPLICATION PUBLICATION
(19) INDIA
(22) Date of filing of Application :22/08/2013
(21) Application No.2743/MUM/2013 A
(43) Publication Date : 03/07/2015

(54) Title of the invention : WICK LIFTER

(51) International classification :F23D3/00
(31) Priority Document No :NA
(32) Priority Date :NA
(33) Name of priority country :NA
(86) International Application No :NA
Filing Date :NA
(87) International Publication No : NA
(61) Patent of Addition to Application Number :NA
Filing Date :NA
(62) Divisional to Application Number :NA
Filing Date :NA

(71)**Name of Applicant :**
1)MR. DESAI PRABHAKAR YESHWANT
Address of Applicant :B/G/3, NEW BALKRISHNA COOP HSG SOC, JIVDANI ROAD, NEAR GANESH HOSPITAL, VIRAR (EAST), PIN 401305, TAL-VASAI, DIST-THANE, STATE-MAHARASHTRA, INDIA.
(72)**Name of Inventor :**
1)MR. DESAI PRABHAKAR YESHWANT

(57) Abstract :
Provided herein wick lifter, means an instrument to lift or to raise-up higher, the burnt wick in the metal tube of oil lamp, when the oil lamp is to be lighten. Wick lifter is made of a metal pin and plastic material, wherein a sturdy metal pin, upper end of which, is fixed deeply in a cylinder shape solid plastic piece. Said metal pin is having sharp tip at lower end. Said cylinder shape solid plastic piece is fixed below a thick circular shape plastic piece. Another thick round shape plastic piece is fixed vertically, as a handle part, on the top of said circular shape plastic piece. Cover is provided to keep said metal pin safely inside. Apart from lifting the wick by wick lifters sharp tip, it is also useful to clean up the blackish oily coating on the top of metal tube of the oil lamp and to insert the new wick quickly and easily in the metal tube of the oil lamp.

No. of Pages : 10 No. of Claims : 10

(12) PATENT APPLICATION PUBLICATION
(21) Application No.2744/MUM/2013 A
(19) INDIA
(22) Date of filing of Application :22/08/2013
(43) Publication Date : 03/07/2015

(54) Title of the invention : A SYSTEM AND METHOD FOR MANAGING MESSAGE QUEUES IN A PEER-TO-PEER COMMUNICATION NETWORK

(51) International classification	:H04L29/06, G06F15/16, G06F15/173, H04
(31) Priority Document No	:NA
(32) Priority Date	:NA
(33) Name of priority country	:NA
(86) International Application No	:NA
Filing Date	:NA
(87) International Publication No	: NA
(61) Patent of Addition to Application Number	:NA
Filing Date	:NA
(62) Divisional to Application Number	:NA
Filing Date	:NA

(71)**Name of Applicant :**
1)TATA CONSULTANCY SERVICES LIMITED
Address of Applicant :NIRMAL BUILDING, 9TH FLOOR, NARIMAN POINT, MUMBAI 400021, MAHARASHTRA, INDIA
(72)**Name of Inventor :**
1)AGRAWAL, NISHANT KUMAR
2)KUMAR, HIMANSHU
3)NAMBIAR, MANOJ KARUNAKARAN

(57) Abstract :
Disclosed is a method and system for managing one or more message queues in a peer-to-peer communication network. The system comprises of an initialization module, a queue manager, a load balancing module, a queue monitor and a fault detection and handling module. The initialization module initiates a communication channel between one or more peers through the message queue. The queue manager is configured to manage communication between peers through a unified communication system. The load balancing module uniformly distributes a load across the message queues for a transaction. The queue mnnitnr .is canfigured to monitor the .message Queues correspandrng to a service and a transcode related to the service. The fault detection and handling module is configured to detect state of the server in the unified communication System and dynamically route the messages in the message queue to a next available server.

No. of Pages : 38 No. of Claims : 13

(12) PATENT APPLICATION PUBLICATION
(19) INDIA
(22) Date of filing of Application :17/09/2014
(21) Application No.1830/MUMNP/2014 A
(43) Publication Date : 03/07/2015

(54) Title of the invention : METHOD FOR MANUFACTURING GRAIN ORIENTED ELECTRICAL STEEL SHEET

(51) International classification	:C21D8/12,B23K15/00,B23K26/00
(31) Priority Document No	:2012-077744
(32) Priority Date	:29/03/2012
(33) Name of priority country	:Japan
(86) International Application No	:PCT/JP2013/002192
Filing Date	:29/03/2013
(87) International Publication No	:WO 2013/145784
(61) Patent of Addition to Application Number	:NA
Filing Date	:NA
(62) Divisional to Application Number	:NA
Filing Date	:NA

(71)**Name of Applicant :**
1)JFE STEEL CORPORATION
Address of Applicant :2 3 Uchisaiwai cho 2 chome Chiyoda ku Tokyo 1000011 Japan
(72)**Name of Inventor :**
1)TAKENAKA Masanori
2)TAKAMIYA Toshito
3)MATSUDA Hiroshi

(57) Abstract :
The present invention provides a method for manufacturing a grain oriented electrical steel sheet used for austenite ferrite transformation manifesting excellent magnetic properties by performing a first pass of coarse hot rolling at a temperature of at least (T 100)°C and a rolling reduction of at least 30% using T calculated from formula (1) shown below and one optional pass of finish hot rolling in a temperature region of (T± 50)°C and a rolling reduction of at least 40% using T calculated from formula (2) shown below. T[°C] = 1383.98 73.29[%Si] + 2426.33[%C] + 271.68[%Ni] (1) T[°C] = 1276.47 59.24[%Si] + 919.22[%C] + 149.03[%Ni] (2) Note: [%A] indicates steel content amount (mass%) of element A.

No. of Pages : 36 No. of Claims : 7

(12) PATENT APPLICATION PUBLICATION
(19) INDIA
(22) Date of filing of Application :26/07/2013
(21) Application No.2473/MUM/2013 A
(43) Publication Date : 03/07/2015

(54) Title of the invention : A BRIDGING SYSTEM

(51) International classification	:E01D 15/00,E01D 6/00
(31) Priority Document No	:NA
(32) Priority Date	:NA
(33) Name of priority country	:NA
(86) International Application No	:NA
Filing Date	:NA
(87) International Publication No	: NA
(61) Patent of Addition to Application Number	:NA
Filing Date	:NA
(62) Divisional to Application Number	:NA
Filing Date	:NA

(71)**Name of Applicant :**
1)DIRECTOR GENERAL, DEFENCE RESEARCH & DEVELOPMENT ORGANIZATION(DRDO)
Address of Applicant :MINISTRY 0F DEFENCE, GOV OF INDIA, ROOM NO.348, B-WING, DRDO BHAVAN, RAJAJI MARG, NEW DELHI, 110 105 India
(72)**Name of Inventor :**
1)GURUPRASAD, SIDDALINGAPPA
2)AKELLA KIRAN
3)SHARMA KUMOD KUMAR
4)VIJAY GANPATI SAGAR
5)NARESH KUMAR

(57) Abstract :
A bridge assembly system for configuring a bridge across an obstruction includes truss elements, a launching module and bridge modules. The truss elements are connected to configure a launching beam structure. The launching module includes a launching frame sub-assembly, a first and second load bearing frame sub-assembly and a connecting module. The launching frame sub-assembly mounted on a proximal bank side of obstruction receives the truss elements and facilitates connection between truss elements to configure series of connected truss elements that are pushed from proximal bank to a distal bank of obstruction to configure launching beam structure there-between. The second load bearing frame sub-assembly mounted on the distal bank provides rolling support to distal end of launching beam structure. The bridge modules received by launching frame sub-assembly are connected to configure a series of connected bridge modules that pushes and replaces the launching beam structure to configure bridge.

No. of Pages : 82 No. of Claims : 13

(12) PATENT APPLICATION PUBLICATION
(21) Application No.2754/MUM/2013 A
(19) INDIA
(22) Date of filing of Application :23/08/2013
(43) Publication Date : 03/07/2015

(54) Title of the invention : A PROCESS FOR THE PREPARATION OF ISOMERS OF XYLENE

(51) International classification	:C07C5/22, C07C7/00
(31) Priority Document No	:NA
(32) Priority Date	:NA
(33) Name of priority country	:NA
(86) International Application No	:NA
Filing Date	:NA
(87) International Publication No	: NA
(61) Patent of Addition to Application Number	:NA
Filing Date	:NA
(62) Divisional to Application Number	:NA
Filing Date	:NA

(71)**Name of Applicant :**
1)HINDUSTAN PETROLEUM CORPORATION LIMITED
Address of Applicant :PETROLEUM HOUSE, 17, JAMSHEDJI TATA ROAD, MUMBAI - 400 020, MAHARASHTRA, INDIA
(72)**Name of Inventor :**
1)RAVISHANKAR RAMAN
2)PEDDY VENKATA CHALAPATHI RAO
3)NETTEM VENKATESWARLU CHOUDARY
4)SHANBHAG GANAPATI
5)MARAKATTI VIJAYKUMAR
6)HALGERI ANAND
7)GANDHAM SRIGANESH

(57) Abstract :
The present disclosure relates to a process for the preparation of isomers of xylene. The process includes method step of contacting an activated alkylation catalyst composite with toluene and methanol in the presence of an inert gas, at a temperature of 300 to 500°C to obtain isomers of xylene. The alkylation catalyst composite used in accordance with the present disclosure comprises a molecular sieve loaded with at least one metal ion. The metal loaded on the molecular sieve is at least one alkali earth metal selected from the group consisting of barium, strontium, magnesium and calcium.

No. of Pages : 27 No. of Claims : 9

(12) PATENT APPLICATION PUBLICATION
(19) INDIA
(22) Date of filing of Application :23/08/2013
(21) Application No.2755/MUM/2013 A
(43) Publication Date : 03/07/2015

(54) Title of the invention : FCC CATALYST ADDITIVE AND A METHOD FOR ITS PREPARATION

(51) International classification	:C07C4/06, C07C1/20, B01J29/06
(31) Priority Document No	:NA
(32) Priority Date	:NA
(33) Name of priority country	:NA
(86) International Application No	:NA
Filing Date	:NA
(87) International Publication No	: NA
(61) Patent of Addition to Application Number	:NA
Filing Date	:NA
(62) Divisional to Application Number	:2078/MUM/2011
Filed on	:21/07/2011

(71)**Name of Applicant :**
1)RELIANCE INDUSTRIES LIMITED
Address of Applicant :3RD FLOOR, MAKER CHAMBER-IV 222, NARIMAN POINT MUMBAI-400021, MAHARASHTRA, INDIA
(72)**Name of Inventor :**
1)GOPAL RAVICHANDRAN
2)PRAVEEN KUMAR CHINTHALA
3)TEJAS DOSHI
4)ARUN KUMAR D
5)AMIT GOHEL
6)SUKUMAR MANDAL
7)ASIT KUMAR DAS
8)SRIKANTA DINDA
9)AMITKUMAR PAREKH

(57) Abstract :
A process for testing a zeolite based FCC catalyst and a ZSM-5 zeolite based FCC catalyst additive for simulating commercial plant yields is disclosed in the present disclosure wherein the catalyst and the additive are subjected separately to a steaming protocol with 60 to 100% steam at a temperature in the range of 750 °C to 850 °C for 3 to 200 hours to obtain a catalyst and a catalyst additive deactivated under said simulated commercial plant hydrothermal deactivation conditions. The deactivated catalyst and the deactivated catalyst additive are admixed in a pre-determined weight proportion. The obtained catalyst mixture is then used for cracking a hydrocarbon feed for a pre-determined period of time to generate cracking data. Product yields are measured from the generated cracking data at a pre-determined simulated commercial plant conversion of the hydrocarbon feed.

No. of Pages : 36 No. of Claims : 8

(12) PATENT APPLICATION PUBLICATION
(21) Application No.1738/MUMNP/2014 A
(19) INDIA
(22) Date of filing of Application :28/08/2014
(43) Publication Date : 03/07/2015

(54) Title of the invention : CALCIUM FOLATE (CAFOLATE) AND THERAPEUTIC METHODS BASED THEREON

(51) International classification :C07D475/04
(31) Priority Document No :61/592510
(32) Priority Date :30/01/2012
(33) Name of priority country :U.S.A.
(86) International Application No :PCT/US2013/023675
Filing Date :29/01/2013
(87) International Publication No :WO 2013/116238
(61) Patent of Addition to Application Number :NA
Filing Date :NA
(62) Divisional to Application Number :NA
Filing Date :NA

(71)**Name of Applicant :**
1)SANRX PHARMACEUTICALS INC.
Address of Applicant :603 Colima Street La Jolla CA 92037 U.S.A.
(72)**Name of Inventor :**
1)MOHENO Phillip

(57) Abstract :
Disclosed herein are methods for the treatment of cancer and inflammatory based diseases and disorders such as hepatitis B virus infection tuberculosis and type 2 diabetes based upon the administration of CaFolate. In one embodiment is a method of treating cancer comprising administration of CaFolate. In another embodiment is a method of treatment inflammatory based disease and disorders comprising administration of CaFolate.

No. of Pages : 18 No. of Claims : 31

(12) PATENT APPLICATION PUBLICATION
(19) INDIA
(22) Date of filing of Application :29/08/2014
(21) Application No.1739/MUMNP/2014 A
(43) Publication Date : 03/07/2015

(54) Title of the invention : ADDRESS TRANSLATION METHOD AND APPARATUS

(51) International classification :G06F 12/04
(31) Priority Document No :11/672,066
(32) Priority Date :07/02/2007
(33) Name of priority country :U.S.A.
(86) International Application No :PCT/US2008/053338
Filing Date :07/02/2008
(87) International Publication No :WO/2008/098140
(61) Patent of Addition to Application Number :NA
Filing Date :NA
(62) Divisional to Application Number :1298/MUMNP/2009
Filed on :10/07/2009

(71)**Name of Applicant :**
1)QUALCOMM INCORPORATED
Address of Applicant :Attn: International IP Administration, 5775 Morehouse Drive, San Diego, California 92121-1714, United States of America
(72)**Name of Inventor :**
1)KOPEC, Brian Joseph
2)AUGSBURG, Victor Roberts
3)DIEFFENDERFER, James Norris
4)SARTORIUS, Thomas Andrew

(57) Abstract :
Address translation performance within a processor is improved by identifying an address that causes a boundary crossing between different pages in memory and linking address translation information associated with both memory pages. According to one embodiment of a processor, the processor comprises circuitry configured to recognize an access to a memory region crossing a page boundary between first and second memory pages. The circuitry is also configured to link address translation information associated with the first and second memory pages. Thus, responsive to a subsequent access the same memory region, the address translation information associated with the first and second memory pages is retrievable based on a single address translation.

No. of Pages : 23 No. of Claims : 6

(12) PATENT APPLICATION PUBLICATION
(19) INDIA
(22) Date of filing of Application :18/09/2014
(21) Application No.1840/MUMNP/2014 A
(43) Publication Date : 03/07/2015

(54) Title of the invention : SOLUBLE MICRONEEDLE ARRAYS FOR BUCCAL DELIVERY OF VACCINES

(51) International classification :A61K39/00,A61K9/00,A61M5/00
(31) Priority Document No :61/619623
(32) Priority Date :03/04/2012
(33) Name of priority country :U.S.A.
(86) International Application No :PCT/US2013/035101
Filing Date :03/04/2013
(87) International Publication No :WO 2013/152092
(61) Patent of Addition to Application Number :NA
Filing Date :NA
(62) Divisional to Application Number :NA
Filing Date :NA

(71)**Name of Applicant :**
1)THERAJECT INC.
Address of Applicant :39270 Paseo Padre Suite 112 Fremont CA 94538 U.S.A.
(72)**Name of Inventor :**
1)KWON Sung Yun

(57) Abstract :
A buccal microneedle patch may be provided for vaccination. The buccal microneedle patch may include at least one of microneedles. The at least one microneedles may be configured to contain a predetermined vaccine and to penetrate an outside layer of a buccal mucosa for promptly delivering the predetermined vaccine.

No. of Pages : 46 No. of Claims : 20

(12) PATENT APPLICATION PUBLICATION
(21) Application No.2763/MUM/2013 A
(19) INDIA
(22) Date of filing of Application :23/08/2013
(43) Publication Date : 03/07/2015

(54) Title of the invention : METHOD AND SYSTEM FOR ASSESSING A PROCESS

(51) International classification	:G06Q10/00,G06Q10/10	(71)**Name of Applicant :**
(31) Priority Document No	:NA	**1)SIEMENS TECHNOLOGY AND SERVICES PVT.LTD.**
(32) Priority Date	:NA	Address of Applicant :130, Pandurang Budhkar Marg,Worli
(33) Name of priority country	:NA	400018 Mumbai, Maharashtra India
(86) International Application No	:NA	(72)**Name of Inventor :**
Filing Date	:NA	**1)SANDEEP SHARMA**
(87) International Publication No	: NA	
(61) Patent of Addition to Application Number	:NA	
Filing Date	:NA	
(62) Divisional to Application Number	:NA	
Filing Date	:NA	

(57) Abstract :
A system and method for assessing performance of a process is disclosed. In accordance to the method of the present invention, one or more process drivers of the process and one or more business results achieved by the process are identified for a time frame. Then, one or more driver scores for the one or more process drivers of the process are determined based on a rating scale. After determined the one or more driver scores, one or more result scores for the one or more business results achieved by the process are determined based on one or more targets. At the next step of the method disclosed in the invention, the process is assessed for the time frame using the one or more driver scores and one or more result scores.

No. of Pages : 19 No. of Claims : 11

(12) PATENT APPLICATION PUBLICATION
(19) INDIA
(22) Date of filing of Application :23/08/2013
(21) Application No.2764/MUM/2013 A
(43) Publication Date : 03/07/2015

(54) Title of the invention : CABLE DEVICE

(51) International classification	:H01B7/04, H02G7/00
(31) Priority Document No	:102116891
(32) Priority Date	:13/05/2013
(33) Name of priority country	:Taiwan
(86) International Application No	:NA
Filing Date	:NA
(87) International Publication No	: NA
(61) Patent of Addition to Application Number	:NA
Filing Date	:NA
(62) Divisional to Application Number	:NA
Filing Date	:NA

(71)**Name of Applicant :**
1)CyberPower Systems, Inc.
Address of Applicant :6F, No. 32, Section 1, Chenggog Road, Nangang District, Taipei City, Taiwan R.O.C.
(72)**Name of Inventor :**
1)CHEN, Jian-Hung
2)CHEN, Chih-Ming

(57) Abstract :
A cable device includes a cable body having at least one prestressed portion for enabling the cable body to be arranged in the shape of a zigzag or circular winding, and a plurality of magnetic attraction devices fixedly mounted around the periphery of the cable body at two sides relative to one respective curved prestressed portion and so configured that each two adjacent magnetic attraction devices are fastenable to each other by magnetic attraction to keep the cable body in the shape of a zigzag or circular winding, preventing tangle or damage of wire, maintaining signal transmission stability, and facilitating easy repeated use and connection.

No. of Pages : 21 No. of Claims : 10

(12) PATENT APPLICATION PUBLICATION
(21) Application No.1759/MUMNP/2014 A
(19) INDIA
(22) Date of filing of Application :02/09/2014
(43) Publication Date : 03/07/2015

(54) Title of the invention : METHODS AND COMPOSITIONS FOR DIAGNOSIS AND PROGNOSIS OF RENAL INJURY AND RENAL FAILURE

(51) International classification	:C12Q1/00,G01N33/50,G01N33/53
(31) Priority Document No	:61/603912
(32) Priority Date	:27/02/2012
(33) Name of priority country	:U.S.A.
(86) International Application No	:PCT/US2013/028000
Filing Date	:27/02/2013
(87) International Publication No	:WO 2013/130591
(61) Patent of Addition to Application Number	:NA
Filing Date	:NA
(62) Divisional to Application Number	:NA
Filing Date	:NA

(71)**Name of Applicant :**
1)ASTUTE MEDICAL INC.
Address of Applicant :Blg 2 R. 645 3550 General Atomics Court San Diego CA 92121 U.S.A.
(72)**Name of Inventor :**
1)ANDERBERG Joseph
2)GRAY Jeff
3)MCPHERSON Paul
4)NAKAMURA Kevin
5)KAMPF James Patrick

(57) Abstract :
The present invention relates to methods and compositions for monitoring diagnosis prognosis and determination of treatment regimens in subjects suffering from or suspected of having a renal injury. In particular the invention relates to using a one or more assays configured to detect a kidney injury marker selected from the group consisting of SPARC Follistatin related protein 1 Tumor necrosis factor receptor superfamily member 21 Growth arrest specific protein 1 MHC class I polypeptide related sequence A Syndecan 1 and WNTl inducible signaling pathway protein 1 as diagnostic and prognostic biomarkers in renal injuries.

No. of Pages : 128 No. of Claims : 121

(12) PATENT APPLICATION PUBLICATION
(21) Application No.1859/MUMNP/2014 A
(19) INDIA
(22) Date of filing of Application :19/09/2014
(43) Publication Date : 03/07/2015

(54) Title of the invention : SYSTEM & METHOD FOR FACILITATING REMOTE MEDICAL DIAGNOSIS AND CONSULTATION

(51) International classification	:A61B5/02,A61B5/04	(71)**Name of Applicant :**
(31) Priority Document No	:61/635302	**1)RAZ Nir**
(32) Priority Date	:19/04/2012	Address of Applicant :32 Nurit St. 45216 Hod Hasharon Israel
(33) Name of priority country	:U.S.A.	**2)RAZ Shiri**
(86) International Application No	:PCT/IL2013/050327	(72)**Name of Inventor :**
Filing Date	:16/04/2013	**1)RAZ Nir**
(87) International Publication No	:WO 2013/156999	**2)RAZ Shiri**
(61) Patent of Addition to Application Number	:NA	
Filing Date	:NA	
(62) Divisional to Application Number	:NA	
Filing Date	:NA	

(57) Abstract :
The present invention is a method and system for facilitating a remote preliminary medical diagnosis of patients. An examination apparatus is provided comprising a single jacket attached to a smartphone and enabling a set of necessary examinations for preliminary medical diagnosis. In another aspect of the present invention the apparatus consists of a single attachment connected to the smart phone. The invention further discloses methods for remotely performing a set of necessary examinations by which a physician makes a remote diagnosis of the patient and if required issues a digital prescription or summons the patient for further examination. The medical information can be recorded filed and shared by the patient by the physician and by the pharmacy.

No. of Pages : 28 No. of Claims : 20

(12) PATENT APPLICATION PUBLICATION
(19) INDIA
(22) Date of filing of Application :19/09/2014
(21) Application No.1860/MUMNP/2014 A
(43) Publication Date : 03/07/2015

(54) Title of the invention : TRIM MATERIAL FOR VEHICLE

(51) International classification :B60R13/06,B60J10/08
(31) Priority Document No :2012-100571
(32) Priority Date :26/04/2012
(33) Name of priority country :Japan
(86) International Application No :PCT/JP2013/055225
Filing Date :27/02/2013
(87) International Publication No :WO 2013/161380
(61) Patent of Addition to Application Number :NA
Filing Date :NA
(62) Divisional to Application Number :NA
Filing Date :NA

(71)**Name of Applicant :**
1)TOKAI KOGYO CO.LTD.
Address of Applicant :4 1 Nagane cho Obu shi Aichi 4748688 Japan
(72)**Name of Inventor :**
1)HAMADA Yo
2)KOBAYASHI Yosuke

(57) Abstract :
A weather strip (17) is configured such that when the thickest part of a flange (16) is inserted into an attachment section (20) of the weather strip a main body section (29) which has a smaller dynamic coefficient of friction than that of a contact section (30) of a holding lip (27) comes into contact with the flange (16) first in order to reduce a frictional force of the holding lip (27) (main body section (29)) acting on the flange (16) so an insertion force to be applied when inserting the flange (16) into the attachment section (20) is reduced to the degree the frictional force is reduced. When the attachment section (20) is attached to the thinnest part of the flange (16) the contact section (30) which has a larger dynamic coefficient of friction than that of the main body section (29) of the holding lip (27) comes into contact with the flange (16) so the frictional force of the holding lip (27) (contact section (30)) acting on the flange (16) is increased in order to make the holding lip (27) less likely to slide against the flange (16).

No. of Pages : 34 No. of Claims : 10

(12) PATENT APPLICATION PUBLICATION
(21) Application No.2785/MUM/2013 A
(19) INDIA
(22) Date of filing of Application :27/08/2013
(43) Publication Date : 03/07/2015

(54) Title of the invention : SYSTEM AND METHOD FOR OFFERING ACTIVITY-WISE INTEGRATED MULTI-SOURCE DATA CONTENT THROUGH SINGLE INTERFACE.

(51) International classification	:G06F19/28, G06F19/18, G06F19/20	(71)**Name of Applicant :** **1)RAHUL AGALE** Address of Applicant :B-11, 3RD FLOOR, SADGURU HSG. SOC., BEHIND SHIVAJI HSG. SOC, SENAPATI BAPAT ROAD, PUNE-411016, MAHARASHTRA, INDIA.
(31) Priority Document No	:NA	
(32) Priority Date	:NA	
(33) Name of priority country	:NA	(72)**Name of Inventor :** **1)RAHUL AGALE**
(86) International Application No	:NA	
Filing Date	:NA	
(87) International Publication No	: NA	
(61) Patent of Addition to Application Number	:NA	
Filing Date	:NA	
(62) Divisional to Application Number	:NA	
Filing Date	:NA	

(57) Abstract :
The System for providing activity-wise data content from multiple subscribed user services comprises; a communication device, a communication network, the exchange server connected to Server set-up, which can perform the tasks such as maintaining user details, performing authentication, billing, advertising and monitoring. The present invention relates to a system that allows a communication device to receive realtime alerts and access multiple services over a single User Interface. The interface enables the subscriber to log on to multiple online services and simultaneously access the unified data for defined activities from these multiple services.

No. of Pages : 26 No. of Claims : 4

(12) PATENT APPLICATION PUBLICATION
(21) Application No.1857/MUMNP/2014 A
(19) INDIA
(22) Date of filing of Application :19/09/2014
(43) Publication Date : 03/07/2015

(54) Title of the invention : HYBRID SYSTEM FOR ELECTRIC POWER GENERATION FROM SOLAR THERMAL ENERGY AND WIND ENERGY SOURCES

(51) International classification :F03D9/00
(31) Priority Document No :61/637309
(32) Priority Date :24/04/2012
(33) Name of priority country :U.S.A.
(86) International Application No :PCT/IL2013/050354
Filing Date :24/04/2013
(87) International Publication No :WO 2013/160897
(61) Patent of Addition to Application Number :NA
Filing Date :NA
(62) Divisional to Application Number :NA
Filing Date :NA

(71)**Name of Applicant :**
1)YOGEV Or
Address of Applicant :14B Eliezer Krasner Street 70700 Gedera Israel
(72)**Name of Inventor :**
1)YOGEV Or

(57) Abstract :
A hybrid system for electric power generation from solar thermal energy and wind energy sources is described. The system includes a wind electric power generation system a solar thermal generation system and an air compressing system powered by a wind electric power generation system and a compressed air storage system. A solar thermal generation system includes two air receivers illuminated by heliostats to heat compressed atmospheric air provided from a compressed air storage system for driving the solar thermal generation system. The hybrid system also includes a thermal energy storage system storing thermal energy and preheating the pressurized atmospheric air flow provided by the compressed air storage system.

No. of Pages : 41 No. of Claims : 22

(12) PATENT APPLICATION PUBLICATION
(19) INDIA
(22) Date of filing of Application :19/09/2014
(21) Application No.1858/MUMNP/2014 A
(43) Publication Date : 03/07/2015

(54) Title of the invention : SOAP BAR COMPOSITION

(51) International classification :C11D9/26,A61K8/30,A61K8/34
(31) Priority Document No :863/MUM/2012
(32) Priority Date :27/03/2012
(33) Name of priority country :India
(86) International Application No :PCT/EP2013/054333
Filing Date :05/03/2013
(87) International Publication No :WO 2013/143808
(61) Patent of Addition to Application Number :NA
Filing Date :NA
(62) Divisional to Application Number :NA
Filing Date :NA

(71)**Name of Applicant :**
1)UNILEVER PLC
Address of Applicant :a company registered in England and Wales under company no. 41424 of Unilever House 100 Victoria Embankment London Greater London EC4Y 0DY U.K.
(72)**Name of Inventor :**
1)AGARKHED Ajit Manohar
2)CHAKRABORTTY Amit
3)CHEVITI Bharat
4)GUPTA Shashank Narendra
5)IYER Vidula
6)KUMAR Nitish
7)MEDEPALLI Srilaxmi Venkata
8)SANZGIRI Vibhav Ramrao

(57) Abstract :
The present invention relates to a transparent soap bar composition that provides the expected high visual appeal and other sensory attributes of such compositions. Additionally it provides enhanced germ reduction benefits.

No. of Pages : 19 No. of Claims : 8

(12) PATENT APPLICATION PUBLICATION
(21) Application No.2790/MUM/2013 A
(19) INDIA
(22) Date of filing of Application :27/08/2013
(43) Publication Date : 03/07/2015

(54) Title of the invention : A DELUSTERING COMPOSITION FOR POLYMERS

(51) International classification	:C08L25/14,C09D 7/00
(31) Priority Document No	:NA
(32) Priority Date	:NA
(33) Name of priority country	:NA
(86) International Application No	:NA
Filing Date	:NA
(87) International Publication No	: NA
(61) Patent of Addition to Application Number	:NA
Filing Date	:NA
(62) Divisional to Application Number	:NA
Filing Date	:NA

(71)**Name of Applicant :**
1)RELIANCE INDUSTRIES LIMITED
Address of Applicant :3RD FLOOR, MAKER CHAMBER-IV 222, NARIMAN POINT, MUMBAI-400021, MAHARASHTRA, INDIA
(72)**Name of Inventor :**
1)AYODHYA SRINAVASACHARYA RAMACHARYA
2)UPADHYE KULDIP SURYAPRAKASH
3)LIMAYE CHETAN VIJAY
4)KASHETWAR ABHIJIT VASANTRAO
5)MAHALE NAGENDRA MAHABALESHWAR

(57) Abstract :
The present disclosure relates to a delustering composition for polymers and its process of preparation. The composition consists of at least one inorganic compound, at least one dispersing agent, at least one carrier medium and optionally, titanium dioxide. The disclosure also relates to a process for delustering polymers using the afore-stated composition.

No. of Pages : 16 No. of Claims : 14

(12) PATENT APPLICATION PUBLICATION
(21) Application No.2791/MUM/2013 A
(19) INDIA
(22) Date of filing of Application :27/08/2013
(43) Publication Date : 03/07/2015

(54) Title of the invention : DATA ACQUISITION AND TRANSFER SYSTEM

(51) International classification :H04L25/49
(31) Priority Document No :NA
(32) Priority Date :NA
(33) Name of priority country :NA
(86) International Application No :NA
Filing Date :NA
(87) International Publication No : NA
(61) Patent of Addition to Application Number :NA
Filing Date :NA
(62) Divisional to Application Number :NA
Filing Date :NA

(71)**Name of Applicant :**
1)MAHINDRA & MAHINDRA LIMITED
Address of Applicant :MAHINDRA TOWERS, WORLI, MUMBAI - 400 018, MAHARASHTRA, INDIA.
(72)**Name of Inventor :**
1)PANDHARKAR ROHIT PRAKASH
2)MAHAJAN VIJAY SADANAND

(57) Abstract :
A system for vehicle data acquisition and transfer wherein, the system acquires data from analog and digital sensors installed in/on the vehicle and transfers the acquired sensed data to a mobile device via an audio/microphone jack of the mobile device. The audio jack acts as a channel to transfer data collected by the sensors to the mobile device. This sensed data is then processed and the sensor values are decoded and displayed on the mobile device. The system uses any mobile device selected from the group consisting of cell phone, personal digital assistant (PDA), palmtop, laptop and the like, which essentially has an audio connector jack to enable transfer of values sensed by the sensors over audio cables. The system therefore requires minimal hardware and consumes significantly less power specifically during data transfer and can be used in vide variety of vehicles.

No. of Pages : 21 No. of Claims : 8

(12) PATENT APPLICATION PUBLICATION
(21) Application No.2792/MUM/2013 A
(19) INDIA
(22) Date of filing of Application :27/08/2013
(43) Publication Date : 03/07/2015

(54) Title of the invention : AN APPARATUS TO DETERMINE THE LYSIMETRIC METHOD FOR MODELING RADIOACTIVE CONTAMINANT TRANSPORT IN SOIL MASS.

(51) International classification	:G01N 33/00, G21F5/005	(71)**Name of Applicant :** **1)INDIAN INSTITUTE OF TECHNOLOGY, BOMBAY** Address of Applicant :INDIAN INSTITUTE OF TECHNOLOGY BOMBAY, POWAI MUMBAI 400076, MAHARASHTRA, INDIA
(31) Priority Document No	:NA	
(32) Priority Date	:NA	
(33) Name of priority country	:NA	(72)**Name of Inventor :** **1)PROF. D.N.SINGH**
(86) International Application No	:NA	
Filing Date	:NA	
(87) International Publication No	: NA	
(61) Patent of Addition to Application Number	:NA	
Filing Date	:NA	
(62) Divisional to Application Number	:NA	
Filing Date	:NA	

(57) Abstract :
An apparatus to determine the lysimetric method for modelling radioactive contaminant transport in soil mass. The present invention demonstrates that lysimetric method yield a significant insight of the fate of the contaminants and establishing their spatial and temporal distribution in the soil mass. The process of modelling helps to model radioactive contaminant transport in the soil mass. The present invention also determines the distribution coefficient by adopting in situ test rather than laboratory test to obtain accurate and reliable results. The present invention also predicts the long term transportation of the contaminants and examining the same.

No. of Pages : 26 No. of Claims : 13

(12) PATENT APPLICATION PUBLICATION
(21) Application No.1748/MUMNP/2014 A
(19) INDIA
(22) Date of filing of Application :01/09/2014
(43) Publication Date : 03/07/2015

(54) Title of the invention : PUMP AND/OR COMPRESSOR ARRANGEMENT INCLUDING MATING OSCILLATABLE VANE MEMBERS FOR THE SIMULTANEOUS ADMISSION AND DISCHARGE OF FLUID

(51) International classification	:F04C9/00,F04C28/14,F04C21/00	(71)**Name of Applicant :**
(31) Priority Document No	:2012900371	**1)EXODUS R&D INTERNATIONAL PTE LTD**
(32) Priority Date	:02/02/2012	Address of Applicant :PO Box 554 Salisbury South Australia 5108, Australia
(33) Name of priority country	:Australia	(72)**Name of Inventor :**
(86) International Application No	:PCT/AU2013/000094	**1)FLENCHE George**
Filing Date	:04/02/2013	
(87) International Publication No	:WO 2013/113073	
(61) Patent of Addition to Application Number	:NA	
Filing Date	:NA	
(62) Divisional to Application Number	:NA	
Filing Date	:NA	

(57) Abstract :
The present invention relates to an apparatus for pumping or compressing a fluid the apparatus characterised by a compression chamber including an inlet and outlet opposed front and rear vane members disposed inside said compression chamber each vane member including at least one axially extending vane segment and at least one radially disposed open segment adapted to receive a vane segment of the opposed vane member wherein adjacent vane segments of mating vane members form radial compartments there between. The assembly further includes a swing arm assembly for effecting equal and opposite rotational oscillation of the front and rear vane members such that adjacent vane segments oscillate toward and away from one another simultaneously thereby creating a bellowing effect which draws fluid into the chamber via the inlet and discharges fluid out of the chamber via the outlet. The invention further relates to an assembly for translating rotational motion of an input shaft to oscillatory motion of the vane members.

No. of Pages : 32 No. of Claims : 20

(12) PATENT APPLICATION PUBLICATION
(21) Application No.1749/MUMNP/2014 A
(19) INDIA
(22) Date of filing of Application :01/09/2014
(43) Publication Date : 03/07/2015

(54) Title of the invention : HEAD MOUNTED DISPLAY WITH TILT SENSOR FOR MEDICAL USE

(51) International classification :G02B27/01,A61B1/04
(31) Priority Document No :2012-065603
(32) Priority Date :22/03/2012
(33) Name of priority country :Japan
(86) International Application No :PCT/JP2013/001584
Filing Date :12/03/2013
(87) International Publication No :WO 2013/140744
(61) Patent of Addition to Application Number :NA
Filing Date :NA
(62) Divisional to Application Number :NA
Filing Date :NA

(71)**Name of Applicant :**
1)SONY CORPORATION
Address of Applicant :1 7 1 Konan Minato ku Tokyo 1080075 Japan
(72)**Name of Inventor :**
1)MORIMOTO Toshiyasu

(57) Abstract :
A head mounted display 1 is provided which includes a detector 61 for detecting an angle of tilt of the main body 4 of the head mounted display with respect to the horizontal plane xy; and an output unit comprising LEDs 711 712 713 for outputting an indication of the angle of tilt.

No. of Pages : 35 No. of Claims : 20

(12) PATENT APPLICATION PUBLICATION
(19) INDIA
(22) Date of filing of Application :19/09/2014
(21) Application No.1850/MUMNP/2014 A
(43) Publication Date : 03/07/2015

(54) Title of the invention : CONTROL OF REMOTE DEVICE BASED ON GESTURES

(51) International classification :G06F3/01,G08C21/00,G06F3/0346
(31) Priority Document No :61/621833
(32) Priority Date :09/04/2012
(33) Name of priority country :U.S.A.
(86) International Application No :PCT/US2013/034917
Filing Date :02/04/2013
(87) International Publication No :WO 2013/154864
(61) Patent of Addition to Application Number :NA
Filing Date :NA
(62) Divisional to Application Number :NA
Filing Date :NA

(71)**Name of Applicant :**
1)QUALCOMM INCORPORATED
Address of Applicant :ATTN: International IP Administration 5775 Morehouse Drive San Diego California 92121 1714 U.S.A.
(72)**Name of Inventor :**
1)FORUTANPOUR Babak
2)FARLEY Richard O.
3)BALASUBRAMANYAM Shivakumar

(57) Abstract :
Embodiments of the present invention are directed toward controlling electronic devices based on hand gestures detected by detecting the topography of a portion of a user s body. For example pressure data indicative of a user s bone and tissue position corresponding to a certain movement position and/or pose of a user s hand may be detected. An electromyographic (EMG) sensor coupled to the user s skin can also be used to determine gestures made by the user. These sensors can be coupled to a camera that can be used to capture images based on recognized gestures of a device. The device can then be identified and controlled.

No. of Pages : 32 No. of Claims : 42

(12) PATENT APPLICATION PUBLICATION
(19) INDIA
(22) Date of filing of Application :18/06/2013
(21) Application No.2055/MUM/2013 A
(43) Publication Date : 03/07/2015

(54) Title of the invention : AN IMPROVED PROCESS FOR THE PREPARATION OF AMORPHOUS LINAGLIPTIN

(51) International classification :A61K31/522,C07D473/06
(31) Priority Document No :NA
(32) Priority Date :NA
(33) Name of priority country :NA
(86) International Application No :NA
Filing Date :NA
(87) International Publication No : NA
(61) Patent of Addition to Application Number :NA
Filing Date :NA
(62) Divisional to Application Number :NA
Filing Date :NA

(71)**Name of Applicant :**
1)CADILA HEALTHCARE LIMITED
Address of Applicant :CADILA HEALTHCARE LTD; PLOT NO. 26-29 & 31, DABHASA-UMARAYA ROAD, VILL. DABHASA-391440, TAL. PADRA, DIST. VADODARA, Gujarat, India
(72)**Name of Inventor :**
1)DWIVEDI SHRIPRAKASH DHAR
2)SINGH KUMAR KAMLESH
3)GAJERA JITENDRA MAGANBHAI
4)PATEL DIPAK AMBALAL
5)RAMANI SRINIVASU

(57) Abstract :
The present invention provides an improved process for the preparation of amorphous linagliptin. The present invention also provides an amorphous linagliptin substantially free from one or more of its impurities; pharmaceutical compositions comprising an amorphous linagliptin; and use of these composition for treatment of diabetes especially type-I or type-II, prediabetes or reduction of glucose tolerance.

No. of Pages : 37 No. of Claims : 14

(12) PATENT APPLICATION PUBLICATION
(19) INDIA
(22) Date of filing of Application :28/08/2013
(21) Application No.2798/MUM/2013 A
(43) Publication Date : 03/07/2015

(54) Title of the invention : SYSTEM AND METHOD FOR TREATING/RECYCLING INDUSTRIAL PACKAGING MATERIAL

(51) International classification	:B29B 17/02
(31) Priority Document No	:NA
(32) Priority Date	:NA
(33) Name of priority country	:NA
(86) International Application No	:NA
Filing Date	:NA
(87) International Publication No	: NA
(61) Patent of Addition to Application Number	:NA
Filing Date	:NA
(62) Divisional to Application Number	:NA
Filing Date	:NA

(71)**Name of Applicant :**
1)Ketan Mahadev Patel
Address of Applicant :Flat-619, A-5 Lok Bharti, CTS.445, Marol Marolshi Road, Andheri (East), Mumbai-400059 Maharashtra India
2)Mahesh Mahadev Vaviya
3)Mahesh Harji Patel
(72)**Name of Inventor :**
1)Ketan Mahadev Patel
2)Mahesh Mahadev Vaviya
3)Mahesh Harji Patel

(57) Abstract :
A system for treating industrial packaging material comprising aluminium and plastic is provided. Further, a method for separating aluminium and plastic from industrial packaging material by a chemical means is provided. The method includes the steps of treating the industrial packaging material in a chemical solution; placing in water; drying and passing the plastic and aluminum on a drum to retrieve plastic and aluminum on separate rolls. Furthermore, a process for separating aluminium and plastic from industrial packaging material by a chemical means is provided.

No. of Pages : 19 No. of Claims : 14

(12) PATENT APPLICATION PUBLICATION
(19) INDIA
(22) Date of filing of Application :20/09/2014
(21) Application No.1864/MUMNP/2014 A
(43) Publication Date : 03/07/2015

(54) Title of the invention : HYDROPHILIC MACROMERS AND HYDROGELS COMPRISING THE SAME

(51) International classification :G02B1/04,C08F299/08
(31) Priority Document No :61/614240
(32) Priority Date :22/03/2012
(33) Name of priority country :U.S.A.
(86) International Application No :PCT/US2013/029358
Filing Date :06/03/2013
(87) International Publication No :WO 2013/142061
(61) Patent of Addition to Application Number :NA
Filing Date :NA
(62) Divisional to Application Number :NA
Filing Date :NA

(71)**Name of Applicant :**
1)MOMENTIVE PERFORMANCE MATERIALS INC.
Address of Applicant :260 Hudson River Road Waterford NY 12188 U.S.A.
(72)**Name of Inventor :**
1)PHUKAN Monjit
2)SAXENA Anubhav
3)BHAT Shreedhar

(57) Abstract :
A hydrophilic silicone macromer composition suitable for use in producing hydrogel polymer films from which biomedical devices such as contact lenses can be made. The hydrophilic silicone macromer comprises a polyether backbone comprising a silicone containing pendant group. In one aspect a hydrophilic silicone macromer is of the Formula (1). The hydrophilic silicone macromer can be used to form a polymer and a hydrogel film suitable for forming contact lenses.

No. of Pages : 30 No. of Claims : 21

(12) PATENT APPLICATION PUBLICATION
(19) INDIA
(22) Date of filing of Application :01/10/2014
(21) Application No.1966/MUMNP/2014 A
(43) Publication Date : 03/07/2015

(54) Title of the invention : STERILE WATER GENERATION DEVICE AND STERILIZING CLEANING METHOD

(51) International classification	:C02F1/46,A01N59/00,A01N59/08
(31) Priority Document No	:2012-158119
(32) Priority Date	:13/07/2012
(33) Name of priority country	:Japan
(86) International Application No	:PCT/JP2013/061833
Filing Date	:23/04/2013
(87) International Publication No	:WO 2014/010291
(61) Patent of Addition to Application Number	:NA
Filing Date	:NA
(62) Divisional to Application Number	:NA
Filing Date	:NA

(71)**Name of Applicant :**
1)KANNO Minoru
Address of Applicant :10 23 Hachiman 6 chome Aoba ku Sendai shi Miyagi 9800871 Japan
(72)**Name of Inventor :**
1)KANNO Minoru

(57) Abstract :
[Problem] To provide a sterile water generation device and sterilizing cleaning method with which the sterilizing power and cleaning effects of acidic electrolyzed water can be increased. [Solution] An electrolysis device (11) electrolyzes an electrolyte water solution that includes a chloride and has been previously adjusted to a pH of 3 to 5 by a pH adjuster and generates acidic electrolyzed water. An acidic water vessel (13) is connected to the electrolysis device (11) and collects the acidic electrolyzed water generated by the electrolysis device (11). A chlorine gas circulating means (14) recovers chlorine gas generated from the acidic electrolyzed water in the acidic water vessel (13) and supplies the recovered chlorine gas by bubbling to the acidic electrolyzed water in the acidic water vessel (13). A transition metal supplying means (16) is provided to the interior of the acidic water vessel (13) so as to be able to supply a solution that comprises a transition metal.

No. of Pages : 37 No. of Claims : 7

(12) PATENT APPLICATION PUBLICATION
(19) INDIA
(22) Date of filing of Application :01/10/2014
(21) Application No.1967/MUMNP/2014 A
(43) Publication Date : 03/07/2015

(54) Title of the invention : MODULAR TERMINAL ASSEMBLY FOR WIRELESS TRANSMITTERS

(51) International classification :H04L29/12,H04L29/02
(31) Priority Document No :13/532947
(32) Priority Date :26/06/2012
(33) Name of priority country :U.S.A.
(86) International Application No :PCT/US2013/046305
Filing Date :18/06/2013
(87) International Publication No :WO 2014/004167
(61) Patent of Addition to Application Number :NA
Filing Date :NA
(62) Divisional to Application Number :NA
Filing Date :NA

(71)**Name of Applicant :**
1)ROSEMOUNT INC.
Address of Applicant :8200 Market Blvd Chanhassen Minnesota 55317 U.S.A.
(72)**Name of Inventor :**
1)MC GUIRE Chad Michael
2)MORRISON Brett Robert

(57) Abstract :
A terminal module is configured to fit inside an internal power source receptacle in a housing of a process field device and comprises a wired power source connection power conditioning electronics and a field device connection. The wired power source connection is configured to receive power from an external source. The power conditioning electronics are capable of conditioning power from the wired power source connection for reception by the industrial field device. The field device connection is configured to provide power conditioned by the power conditioning electronics to the process field device via a terminal configured to receive and mate with the internal power source.

No. of Pages : 34 No. of Claims : 23

(12) PATENT APPLICATION PUBLICATION
(19) INDIA
(22) Date of filing of Application :01/10/2014
(21) Application No.1968/MUMNP/2014 A
(43) Publication Date : 03/07/2015

(54) Title of the invention : USE OF TRALOPYRIL AGAINST MARINE WOODBORERS

(51) International classification :A01N43/36,B27K3/34,A01N25/02
(31) Priority Document No :61/607764
(32) Priority Date :07/03/2012
(33) Name of priority country :U.S.A.
(86) International Application No :PCT/EP2013/054472
Filing Date :06/03/2013
(87) International Publication No :WO 2013/131940
(61) Patent of Addition to Application Number :NA
Filing Date :NA
(62) Divisional to Application Number :NA
Filing Date :NA

(71)**Name of Applicant :**
1)JANSSEN PHARMACEUTICA NV
Address of Applicant :Turnhoutseweg 30 B 2340 Beerse Belgium
(72)**Name of Inventor :**
1)VAN DER FLAAS Mark Arthur Josepha
2)HELMER David Bruce
3)NYS Jan Remi

(57) Abstract :
The present invention relates to a method for reducing or preventing the attack of marine woodborers on wood situated in a marine environment characterised by impregnating said wood with a biocidal composition comprising traloypril.

No. of Pages : 13 No. of Claims : 10

(12) PATENT APPLICATION PUBLICATION
(21) Application No.2800/MUM/2013 A
(19) INDIA
(22) Date of filing of Application :28/08/2013
(43) Publication Date : 03/07/2015

(54) Title of the invention : PREPARATION OF PYRIDINIUM TRIFLATE EXHIBITING LIQUID CRYSTALLINE CHARACTERISTICS

(51) International classification	:C07D 213/00, C07D 501/00
(31) Priority Document No	:NA
(32) Priority Date	:NA
(33) Name of priority country	:NA
(86) International Application No	:NA
Filing Date	:NA
(87) International Publication No	: NA
(61) Patent of Addition to Application Number	:NA
Filing Date	:NA
(62) Divisional to Application Number	:NA
Filing Date	:NA

(71)**Name of Applicant :**
1)DR. M. M. V. RAMANA
Address of Applicant :DEPARTMENT OF CHEMISTRY, UNIVERSITY OF MUMBAI, VIDYANAGARI, SANTACRUZ (EAST), MUMBAI-400 098, MAHARASHTRA, INDIA.
(72)**Name of Inventor :**
1)DR. M. M. V. RAMANA
2)ZOTE SANTOSH WAGHU
3)NAVALE DINESH NIVRUTTI

(57) Abstract :
The present work relates to the liquid crystalline characteristics exhibited by pyridinium inflate. This salt exhibited broad and stable mesophase.

No. of Pages : 8 No. of Claims : 6

(12) PATENT APPLICATION PUBLICATION
(21) Application No.1965/MUMNP/2014 A
(19) INDIA
(22) Date of filing of Application :01/10/2014
(43) Publication Date : 03/07/2015

(54) Title of the invention : VISCOMETER FOR NEWTONIAN AND NON NEWTONIAN FLUIDS

(51) International classification :G01N11/04,G01F1/76
(31) Priority Document No :13/538488
(32) Priority Date :29/06/2012
(33) Name of priority country :U.S.A.
(86) International Application No :PCT/US2013/046302
Filing Date :18/06/2013
(87) International Publication No :WO 2014/004166
(61) Patent of Addition to Application Number :NA
Filing Date :NA
(62) Divisional to Application Number :NA
Filing Date :NA

(71)**Name of Applicant :**
1)ROSEMOUNT INC.
Address of Applicant :8200 Market Blvd Chanhassen Minnesota 55317 U.S.A.
(72)**Name of Inventor :**
1)PIHLAJA Roger Kenneth

(57) Abstract :
A viscometer comprises a plurality of capillary tubes connected in series with a mass flow meter. The capillary tubes are smooth straight and unimpeded and each has a different known constant diameter. Differential pressure transducers sense differential pressure across measurement lengths of each capillary tube and the mass flow meter senses fluid mass flow rate and fluid density. A data processor connected to the mass flow meter and the differential pressure transducers computes viscosity parameters of fluid flowing through the viscometer using non Newtonian fluid models based on the known constant diameters and measurement lengths of each capillary tube the sensed differential pressures across each measurement length the fluid mass flow rate and the fluid density.

No. of Pages : 27 No. of Claims : 23

(12) PATENT APPLICATION PUBLICATION
(19) INDIA
(22) Date of filing of Application :05/07/2013
(21) Application No.2279/MUM/2013 A
(43) Publication Date : 03/07/2015

(54) Title of the invention : AN IMPROVED PROCESS FOR PREPARATION OFVILDAGLIPTIN

(51) International classification	:C07D207/12, C07D207/16
(31) Priority Document No	:NA
(32) Priority Date	:NA
(33) Name of priority country	:NA
(86) International Application No	:NA
Filing Date	:NA
(87) International Publication No	: NA
(61) Patent of Addition to Application Number	:NA
Filing Date	:NA
(62) Divisional to Application Number	:NA
Filing Date	:NA

(71)**Name of Applicant :**
1)CADILA HEALTHCARE LIMITED
Address of Applicant :CADILA HEALTHCARE LIMITED ZYDUS TOWER, SATELLITE CROSS ROADS AHMEDABAD-380015 Gujarat India
(72)**Name of Inventor :**
1)DWIVEDI SHRIPRAKASH DHAR
2)SINGH KUMAR KAMLESH
3)TANDON NITIN
4)JADHAV SHANKAR DADA

(57) Abstract :
The present invention relates to a process for the preparation of pure vildagliptin of Formula (I) and pharmaceutical composition comprising pure vildagliptin. (I)

No. of Pages : 21 No. of Claims : 14

(12) PATENT APPLICATION PUBLICATION
(21) Application No.2512/MUM/2013 A
(19) INDIA
(22) Date of filing of Application :29/07/2013
(43) Publication Date : 03/07/2015

(54) Title of the invention : METHOD OF OBJECT CUSTOMIZATION BY HIGH-SPEED AND REALISTIC 3D RENDING THROUGH WEB PAGES

(51) International classification	:G06T15/00, G06T13/00
(31) Priority Document No	:201310113082.6
(32) Priority Date	:02/04/2013
(33) Name of priority country	:China
(86) International Application No	:NA
Filing Date	:NA
(87) International Publication No	: NA
(61) Patent of Addition to Application Number	:NA
Filing Date	:NA
(62) Divisional to Application Number	:NA
Filing Date	:NA

(71)**Name of Applicant :**
1)Letao (China) Co.,Ltd.
Address of Applicant :Apt 609D,6 Floor, 10 Building, Kejiyi Road, Gangwan Street, Tangjiawan County, Zhuhai, China
(72)**Name of Inventor :**
1)BI, Sheng
2)LI, Yong

(57) Abstract :
The present invention provides a method of object customization by high-speed and realistic 3D rendering through web pages, comprising: generating a 3D model of an object with a three dimensional modeling tool, and outputting the 3D model to a 3D model file; loading the 3D model file into system, preprocessing the 3D model file and generating a binary snapshot file of the 3D model file; while the rendering is triggered, loading the binary snapshot file, color-separated rendering various parts of the 3D model of the object, and saving the data of color-separated rendering in mask images with a 3D rendering engine; recalculating material specifications and material extensibility according to the positions of the target areas selected by users on the 3D model; displaying the materials of the target selected by users on the target areas according to the material specifications and material extensibility

No. of Pages : 19 No. of Claims : 10

(12) PATENT APPLICATION PUBLICATION
(21) Application No.2810/MUM/2013 A
(19) INDIA
(22) Date of filing of Application :28/08/2013
(43) Publication Date : 03/07/2015

(54) Title of the invention : BIOSYNTHESIS OF COLLOIDAL SILVER NANOPARTICLES USING BRYONIA LACINIOSA FOR BIOLOGICAL AND PHARMACEUTICAL APPLICATIONS.

(51) International classification	:A61K 36/00,A61K 33/00
(31) Priority Document No	:NA
(32) Priority Date	:NA
(33) Name of priority country	:NA
(86) International Application No	:NA
Filing Date	:NA
(87) International Publication No	: NA
(61) Patent of Addition to Application Number	:NA
Filing Date	:NA
(62) Divisional to Application Number	:NA
Filing Date	:NA

(71)**Name of Applicant :**
1)BHARATI VIDYAPEETH DEEMED UNIVERSITY
Address of Applicant :BHARATI VIDYAPEETH DEEMED UNIVERSITY, BHARATI VIDYAPEETH BHAVAN, LAL BAHADUR SHASTRI MARG, PUNE-411 030, MAHARASHTRA, INDIA.
(72)**Name of Inventor :**
1)POKHARKAR, VARSHA BABU
2)DHAPTE, VIVIDHA VISHWAS
3)KADAM, SHIVAJIRAO SHRIPATRAO
4)MAHADIK, KAKASAHEB RAMOO
5)DHAPTE, VISHWAS VITTHALRAO
6)MOGHE, ALPANA

(57) Abstract :
Disclosed in the present invention is a novel, single step process for biosynthesis of silver nanoparticles using aqueous leaves extract of Bryonia laciniosa plant. Additionally the present invention demonstrated the use of energy addition techniques for increasing the rate of silver nanoparticles biosynthesis.

No. of Pages : 12 No. of Claims : 10

(12) PATENT APPLICATION PUBLICATION
(19) INDIA
(22) Date of filing of Application :28/08/2013
(21) Application No.2811/MUM/2013 A
(43) Publication Date : 03/07/2015

(54) Title of the invention : THERMOSTAT HOUSING FOR A THERMOSTAT OF AN ENGINE COOLING ARRANGEMENT

(51) International classification	:F01P5/10, F01P 7/16
(31) Priority Document No	:NA
(32) Priority Date	:NA
(33) Name of priority country	:NA
(86) International Application No	:NA
Filing Date	:NA
(87) International Publication No	: NA
(61) Patent of Addition to Application Number	:NA
Filing Date	:NA
(62) Divisional to Application Number	:NA
Filing Date	:NA

(71)**Name of Applicant :**
1)MAHINDRA & MAHINDRA LIMITED
Address of Applicant :MAHINDRA TOWERS, WORLI, MUMBAI - 400 018, MAHARASHTRA, INDIA.
(72)**Name of Inventor :**
1)DHANANJAYA RAO BOITA
2)PRAFULLA PRAKASH GHARE
3)VENKATACHALAM KARTHIKEYAN
4)PARTH SWAROOP
5)MOHANKUMAR PRADEEP
6)SENTHUR PANDIYAN
7)RAMASAMY VELUSAMY

(57) Abstract :
A housing for a thermostat includes a body, a cavity, at least one director member and at least one retainer member. The body defines an enclosure that receives coolant fluid. The enclosure is in fluid communication with a pump that pumps the coolant fluid to a sink for dissipating heat extracted by the coolant fluid. The cavity configured on body receives and holds thermostat that determines temperature of coolant fluid. The director member is configured on at least one internal wall of the enclosure and defines flow path of the coolant fluid so as to direct coolant fluid to thermostat and facilitate sufficient contact between coolant fluid and thermostat and the retainer member configured on the body is disposed around thermostat to prevent the coolant fluid from bypassing of the thermostat, thereby retaining coolant fluid in contact with thermostat to ensure precise sensing of temperature by the thermostat.

No. of Pages : 25 No. of Claims : 7

(12) PATENT APPLICATION PUBLICATION
(21) Application No.1875/MUM/2013 A
(19) INDIA
(22) Date of filing of Application :27/05/2013
(43) Publication Date : 03/07/2015

(54) Title of the invention : ACCELERATION-BASED STEP ACTIVITY DETECTION AND CLASSIFICATION ON MOBILE DEVICES

(51) International classification	:G06F3/0481, G06F3/14
(31) Priority Document No	:NA
(32) Priority Date	:NA
(33) Name of priority country	:NA
(86) International Application No	:NA
Filing Date	:NA
(87) International Publication No	: NA
(61) Patent of Addition to Application Number	:NA
Filing Date	:NA
(62) Divisional to Application Number	:NA
Filing Date	:NA

(71)**Name of Applicant :**
1)TATA CONSULTANCY SERVICES LIMITED
Address of Applicant :Nirmal Building, 9th Floor, Nariman Point, Mumbai, Maharashtra 400021 India
(72)**Name of Inventor :**
1)CHANDEL, Vivek
2)DUTTA CHOUDHURY, Anirban

(57) Abstract :
The present subject matter discloses a mobile device (100) and a method for detection and classification of an acceleration-based step activity of a user. According to the present subject matter, the mobile device (100) implements the described method, where the method includes receiving acceleration signals from an inertial sensor (130) in the mobile device (100) carried by the user performing a step activity. The acceleration signals are divided into data windows. Peaks are identified within a frequency spectrum of each of the data windows, and non-stationary activity windows are identified from amongst the data windows, based on the peaks within the frequency spectrum of each of the data windows. Further, valid peaks are determined within each of the non-stationary activity windows, and the step activity of the user is classified into one of predefined acceleration-based step activities based on the valid peaks within the each non-stationary activity window.

No. of Pages : 29 No. of Claims : 17

(12) PATENT APPLICATION PUBLICATION
(21) Application No.2082/MUM/2013 A
(19) INDIA
(22) Date of filing of Application :19/06/2013
(43) Publication Date : 03/07/2015

(54) Title of the invention : ECO-FRIENDLY PROCESS FOR BENEFICIATING IRON ORE SLIMES/FINES

(51) International classification :B03D1/018
(31) Priority Document No :NA
(32) Priority Date :NA
(33) Name of priority country :NA
(86) International Application No :NA
Filing Date :NA
(87) International Publication No : NA
(61) Patent of Addition to Application Number :NA
Filing Date :NA
(62) Divisional to Application Number :NA
Filing Date :NA

(71)**Name of Applicant :**
1)TATA CONSULTANCY SERVICES LIMITED
Address of Applicant :NIRMAL BUILDING, 9TH FLOOR, NARIMAN POINT, MUMBAI 400021, MAHARASHTRA, INDIA
(72)**Name of Inventor :**
1)VENUGOPAL, TAMMISHETTI
2)RAJ, BEENA
3)PRADIP, PRADIP

(57) Abstract :
Disclosed is an eco-friendly process for beneficiating iron ore slimes/fines wherein the pH of the to-be beneficiated iron ore is utilized as a criterion for achieving acceptable grades of iron ore. The eco-friendly process eliminates the need of adding external reagent at any stage of the process.

No. of Pages : 18 No. of Claims : 13

(12) PATENT APPLICATION PUBLICATION
(19) INDIA
(22) Date of filing of Application :29/08/2013
(21) Application No.2828/MUM/2013 A
(43) Publication Date : 03/07/2015

(54) Title of the invention : POLYMORPHIC FORM OF PYRROLE DERIVATIVE ANDINTERMEDIATE THEREOF

(51) International classification	:C07D403/06
(31) Priority Document No	:NA
(32) Priority Date	:NA
(33) Name of priority country	:NA
(86) International Application No	:NA
Filing Date	:NA
(87) International Publication No	: NA
(61) Patent of Addition to Application Number	:NA
Filing Date	:NA
(62) Divisional to Application Number	:NA
Filing Date	:NA

(71)**Name of Applicant :**
1)CADILA HEALTHCARE LIMITED
Address of Applicant :CADILA HEALTHCARE LIMITED ZYDUS TOWER, SATELLITE CROSS ROADS AHMEDABAD-380015 Gujarat India
(72)**Name of Inventor :**
1)DWIVEDI SHRIPRAKASH DHAR
2)SINGH RAMESH CHANDRA
3)PATEL VIKAS
4)DESAI AMAR RAJENDRA

(57) Abstract :
The present invention relates to Saroglitazar free acid of Formula (IA) or its pharmaceutically acceptable salts, pharmaceutically acceptable solvates, pharmaceutically acceptable esters, stereoisomers, tautomers, analogs and derivatives thereof. The present invention also provides an amorphous form of saroglitazar free acid and processes of preparation thereof. The present invention also provides pharmaceutical composition comprising an amorphous form saroglitazar magnesium. (IA)

No. of Pages : 43 No. of Claims : 37

(12) PATENT APPLICATION PUBLICATION
(19) INDIA
(22) Date of filing of Application :29/08/2013
(21) Application No.2829/MUM/2013 A
(43) Publication Date : 03/07/2015

(54) Title of the invention : METHOD AND SYSTEM FOR GENERATION OF ELECTRIC POWER AND COOKING FUEL FROM BIO WASTE USING ALGAE

(51) International classification	:C02F 3/32, C12M 1/107
(31) Priority Document No	:NA
(32) Priority Date	:NA
(33) Name of priority country	:NA
(86) International Application No	:NA
Filing Date	:NA
(87) International Publication No	: NA
(61) Patent of Addition to Application Number	:NA
Filing Date	:NA
(62) Divisional to Application Number	:NA
Filing Date	:NA

(71)**Name of Applicant :**
1)Safvi Syed Gazanfar Abbas
Address of Applicant :A19, Garden Estate, Aundh, Pune - 411007 Maharashtra India
(72)**Name of Inventor :**
1)Safvi Syed Gazanfar Abbas

(57) Abstract :
This invention discloses a system and method for generation of electric power and cooking fuel from bio waste utilizing anaerobic bio digester and algae. The system is adapted to collect biowastes from various natural resources. The processing module receives the collected biomasses as input and processes it to produce biogas, manure and nutrient solution. The gases obtained from processing module are fed to the algae to generate biodiesel that is further utilized for production of electric power. The generation of electric power from biomasses and availability of biofuels for cooking can save a lot of money and will benefit poor families living in villages and struggling for basic necessity.

No. of Pages : 14 No. of Claims : 10

(12) PATENT APPLICATION PUBLICATION
(19) INDIA
(22) Date of filing of Application :29/08/2013
(21) Application No.2822/MUM/2013 A
(43) Publication Date : 03/07/2015

(54) Title of the invention : POT GUN STIRRER FOR PAINT TOUCH UP

(51) International classification	:B05B15/00, B05B7/24
(31) Priority Document No	:NA
(32) Priority Date	:NA
(33) Name of priority country	:NA
(86) International Application No	:NA
Filing Date	:NA
(87) International Publication No	: NA
(61) Patent of Addition to Application Number	:NA
Filing Date	:NA
(62) Divisional to Application Number	:NA
Filing Date	:NA

(71)**Name of Applicant :**
1)MAHINDRA & MAHINDRA LIMITED
Address of Applicant :R & D CENTER, AUTOMOTIVE SECTOR, 89, M.I.D.C., SATPUR, NASHIK-422 007, MAHARASHTRA, INDIA.
(72)**Name of Inventor :**
1)KULKARNI, ANAND DILIP

(57) Abstract :
The invention relates to a pot gun stirrer for paint touch up comprises housing (2) having a housing cover (8) incorporating a covering plate (9). A bearing (10) fitted inside the said covering plate (9) with the help of suitable seals (11). A bearing plate (12) having a projected portion fitted to the said bearing (10) through its projected portion (15) which fits inside the bearing; a rotor housing (13) is fitted to the bearing plate (12) through its projected stud (14) which gets locked inside the opening (16) provided on the bearing plate (12). An inlet adopter is provided to the said housing cover for pneumatic air supply. A rotor fitted inside the said rotor housing (13) with locking. A pot lid (3) is attached to the housing (2) with the help of brackets (7). A stirrer shaft provided with stirring blades fitted to the output shaft, protruding out of said pot lid, of the said rotor. A color pot, filled with metallic paint (20) of the touch up pot gun (22), top open engaged, by screwing, to the said pot lid fitted with housing of the stirrer assembly.

No. of Pages : 14 No. of Claims : 9

(12) PATENT APPLICATION PUBLICATION
(19) INDIA
(22) Date of filing of Application :29/08/2013
(21) Application No.2823/MUM/2013 A
(43) Publication Date : 03/07/2015

(54) Title of the invention : A DECORATIVE APPARATUS

(51) International classification	:A47J 36/00
(31) Priority Document No	:NA
(32) Priority Date	:NA
(33) Name of priority country	:NA
(86) International Application No	:NA
Filing Date	:NA
(87) International Publication No	: NA
(61) Patent of Addition to Application Number	:NA
Filing Date	:NA
(62) Divisional to Application Number	:NA
Filing Date	:NA

(71)**Name of Applicant :**
1)ASHOK RAMANLAL PANCHAL
Address of Applicant :D-11, SHALIMAR APARTMENT, MARVE ROAD, NEXT TO HDFC BANK, MALAD (WEST), MUMBAI, - 400 064, MAHARASHTRA, INDIA
(72)**Name of Inventor :**
1)ASHOK RAMANLAL PANCHAL

(57) Abstract :
The present invention provides a decorative apparatus. The apparatus includes a bowl, a cup provided at a centre of the bowl, a holder plate mounted on the bowl, the holder plate having a plurality of open seats provided on the holder plate, each open seat configured for accommodating an oil lamp and a support member extending from below the holder plate, the support member configured to be disposed on the cup of the bowl such that the holder plate abuts with the cup, and when water is filled inside the bowl, the holder plate floats on the water, hot air radiated by the oil lamps causes the holder plate and the oil lamps to rotate. Advantageously, the apparatus is low cost maintenance of decorative value, and requires no electricity for its working.

No. of Pages : 13 No. of Claims : 5

(12) PATENT APPLICATION PUBLICATION
(21) Application No.2824/MUM/2013 A
(19) INDIA
(22) Date of filing of Application :29/08/2013
(43) Publication Date : 03/07/2015

(54) Title of the invention : NOVEL AROMATIC POLY(URETHANE-ESTER-AMIDE)S HAVING EPOXY RESIN COMPOSITION

(51) International classification	:C08G18/08, C08G18/62, C08G18/00	(71)**Name of Applicant :** **1)KRANTIGURU SHYAMJI KRISHNA VERMA KACHCHH UNIVERSITY** Address of Applicant :KRANTIGURU SHYAMJI KRISHNA VERMA KACHCHH UNIVERSITY, MUNDER ROAD, BHUJ, DIST. KUTCHCHH 370 001 Gujarat India
(31) Priority Document No	:NA	
(32) Priority Date	:NA	
(33) Name of priority country	:NA	
(86) International Application No	:NA	(72)**Name of Inventor :** **1)DAVE PRAGNESH N** **2)PATEL NIKUL N**
Filing Date	:NA	
(87) International Publication No	: NA	
(61) Patent of Addition to Application Number	:NA	
Filing Date	:NA	
(62) Divisional to Application Number	:NA	
Filing Date	:NA	

(57) Abstract :
The present invention relates to preparation of poly(urethane-ester-amide) with improved properties. The object of the present invention is to provide epoxy resin based poly(urethane-ester-amide) which has improved thermal stability with favorable balance of physical and chemical properties. The present invention provides an aromatic epoxy based poly{urethane-ester-amide) comprising following repeating unit;

No. of Pages : 13 No. of Claims : 8

(12) PATENT APPLICATION PUBLICATION
(21) Application No.2826/MUM/2013 A
(19) INDIA
(22) Date of filing of Application :29/08/2013
(43) Publication Date : 03/07/2015

(54) Title of the invention : AN INSTRUMENT FOR LOADING, INSERTION AND PLACEMENT OF INTRA-UTERINE DEVICE AND PROCESS THEREOF

(51) International classification	:A61F6/18, A61F 2/00
(31) Priority Document No	:NA
(32) Priority Date	:NA
(33) Name of priority country	:NA
(86) International Application No	:NA
Filing Date	:NA
(87) International Publication No	: NA
(61) Patent of Addition to Application Number	:NA
Filing Date	:NA
(62) Divisional to Application Number	:NA
Filing Date	:NA

(71)**Name of Applicant :**
1)M/S PREGNA INTERNATIONAL LIMITED
Address of Applicant :13, SURYODAY ESTATE, 136 TARDEO ROAD, MUMBAI - 400034, MAHARASHTRA, INDIA
(72)**Name of Inventor :**
1)MR. MUKUL TAPARIA

(57) Abstract :
An instrument for loading, insertion and placement of intra-uterine device (IUD) and process thereof. Diametric dimensions of insertion rod are in consonance with IUD construction. The engaged length of loaded IUD, length of free part of push rod and length of insertion tube are coordinated such that IUD, after placement does not alter its position due to withdrawal of insertion tube along with push rod.

No. of Pages : 21 No. of Claims : 10

(12) PATENT APPLICATION PUBLICATION
(21) Application No.2833/MUM/2013 A
(19) INDIA
(22) Date of filing of Application :30/08/2013
(43) Publication Date : 03/07/2015

(54) Title of the invention : IMPROVEMENT IN WELDING GUN TO AVOID SPOT BURR

(51) International classification	:B23K33/00, B23K9/167
(31) Priority Document No	:NA
(32) Priority Date	:NA
(33) Name of priority country	:NA
(86) International Application No	:NA
Filing Date	:NA
(87) International Publication No	: NA
(61) Patent of Addition to Application Number	:NA
Filing Date	:NA
(62) Divisional to Application Number	:NA
Filing Date	:NA

(71)**Name of Applicant :**
1)MAHINDRA & MAHINDRA LIMITED
Address of Applicant :R & D CENTER, AUTOMOTIVE SECTOR, 89, M.I.D.C., SATPUR, NASHIK-422 007, MAHARASHTRA, INDIA.
(72)**Name of Inventor :**
1)AWARE, ANIL KISAN
2)TUNGAR, ROHIT SURYAKANT
3)SONAR, VINOD SOMNATH

(57) Abstract :
The invention relate to an improvement in welding gun to avoid spot burr comprising a fixed arm (2), a moving arm (3),with the electrodes (4) attached to the said fixed and moving arm. A copper plate (7) pivotally mounted to the copper plate mounting fixture (5) on the said moveable (3) arm by means of a mounting bars (6) and brackets (8) with fasteners. A water circulation passage (11) ,having an inlet (10) for cold water and an out let (13) for hot water, provided in the said copper plate throughout surface area.

No. of Pages : 14 No. of Claims : 7

(12) PATENT APPLICATION PUBLICATION
(21) Application No.2834/MUM/2013 A
(19) INDIA
(22) Date of filing of Application :30/08/2013
(43) Publication Date : 03/07/2015

(54) Title of the invention : A CHASSIS STRUCTURE WITH INTEGRATED DUCT FOR A TWO WHEELER

(51) International classification	:B62K11/04, B62K11/00, B62J99/00
(31) Priority Document No	:NA
(32) Priority Date	:NA
(33) Name of priority country	:NA
(86) International Application No	:NA
Filing Date	:NA
(87) International Publication No	: NA
(61) Patent of Addition to Application Number	:NA
Filing Date	:NA
(62) Divisional to Application Number	:NA
Filing Date	:NA

(71)**Name of Applicant :**
1)MAHINDRA TWO WHEELERS LIMITED
Address of Applicant :D1 BLOCK, PLOT NO. 18/2 (PART), MIDC, CHINCHWAD, PUNE - 411 019 MAHARASHTRA, INDIA
(72)**Name of Inventor :**
1)GADEKAR SURAJ CHANGDEO
2)AGASHE UMESH PADMAKAR
3)LAKHE GAURAV HARI
4)MANASHAKUTTY EKAMBARAM
5)BHARTHUAR OM PRAKASH
6)PRABHUNE HEMANT NARAYAN

(57) Abstract :
A chassis for two-wheeler vehicle includes a main frame and a pair of side members. The main frame supports a steering system of the two-wheeler vehicle. The pair of side members extend longitudinally from the main frame along the chassis, wherein either one of the side members has at least one aperture configured thereon for facilitating admission of fluid therein. The pair of side members are of tubular configuration and at least one side member is configured to provide a fluid flow passage extending at least along a portion of the chassis configured thereby to facilitate supply of fluid to a vehicle component mounted on the chassis and connected to the fluid flow passage via a duct.

No. of Pages : 20 No. of Claims : 15

(12) PATENT APPLICATION PUBLICATION
(21) Application No.2835/MUM/2013 A
(19) INDIA
(22) Date of filing of Application :30/08/2013
(43) Publication Date : 03/07/2015

(54) Title of the invention : A RESILIENT GREENHOUSE STRUCTURE

(51) International classification	:E04H15/64, E04H15/02
(31) Priority Document No	:NA
(32) Priority Date	:NA
(33) Name of priority country	:NA
(86) International Application No	:NA
Filing Date	:NA
(87) International Publication No	: NA
(61) Patent of Addition to Application Number	:NA
Filing Date	:NA
(62) Divisional to Application Number	:NA
Filing Date	:NA

(71)**Name of Applicant :**
1)MAHINDRA & MAHINDRA LTD.
Address of Applicant :GATEWAY BUILDING, APOLLO BUNDER, MUMBAI - 400001. Maharashtra India
(72)**Name of Inventor :**
1)MR. JADHAV PRAMOD SURESH
2)MR. MODAK SUBHASH GAJANAN
3)MR. SHARMA ASHOK HIRALAL

(57) Abstract :
The invention provides structurally stable greenhouse to withstand wind load 120 km/hr, dead load, live loads and yet provide appropriately controlled ventilation, temperature, humidity and volume of air to facilitate plant growth. The synergistic combination of structural members, use of rectangular section for the members, combination of proportions of total height, bay width, ft height of roof and the angle 0 between slope of the roof and bay width results in structural stability. The selected structural truss geometry of members, selected cross-sections and thicknesses result in high specific strength to withstand buckling, bending and torsion forces. Optimised clamps as joining element made of pressed components obviates welding of the structure members and provides ease, support, stability and the strength needed by workmen during assembly, servicing operations and further enables phase-wise incremental extensions and customise enhancement of the coverage area.

No. of Pages : 17 No. of Claims : 15

(12) PATENT APPLICATION PUBLICATION
(19) INDIA
(22) Date of filing of Application :30/08/2013
(21) Application No.2836/MUM/2013 A
(43) Publication Date : 03/07/2015

(54) Title of the invention : PROCESSING AGENT FOR FIBERS

(51) International classification	:C08L91/00, C10M101/00, C10M105/32
(31) Priority Document No	:2012-247041
(32) Priority Date	:09/11/2012
(33) Name of priority country	:Japan
(86) International Application No	:NA
Filing Date	:NA
(87) International Publication No	: NA
(61) Patent of Addition to Application Number	:NA
Filing Date	:NA
(62) Divisional to Application Number	:NA
Filing Date	:NA

(71)**Name of Applicant :**
1)Takemoto Yushi Kabushiki Kaisha
Address of Applicant :2-5 Minato-machi, Gamagori-shi, Aichi-ken, Japan
(72)**Name of Inventor :**
1)Kuniyasu Inagaki
2)Hirozumi Takeuchi
3)Toshiki Ichikawa

(57) Abstract :
The present invention aims at supplying a fiber-processing agent that can suppress scum accumulation in whirling air spinning to a large extent and thereby assuring good high-speed spinning performance. The present invention uses a fiber-processing agent for whirling air spinning consisting of one, two or more among the following lubricant (A), following lubricant (B) and following lubricant (C), having a kinetic viscosity at 30C of 1 x 10-6 to 100 x 10-6 m2/s. Lubricant (A): aliphatic ester compound of carbon number 5-70 Lubricant (B): linear polyorganosiloxane, having a kinetic viscosity at 30C of 5 x 10-6 to 100 x 10-6 m2/s Lubricant (C): mineral oil, having a kinetic viscosity at 30C of 5 x 10-6 to 100 x 10-6 m2/s

No. of Pages : 15 No. of Claims : 3

(12) PATENT APPLICATION PUBLICATION
(21) Application No.2837/MUM/2013 A
(19) INDIA
(22) Date of filing of Application :30/08/2013
(43) Publication Date : 03/07/2015

(54) Title of the invention : MODIFIED SLUDGE BLANKET CLARIFIER

(51) International classification	:C02F1/52	(71)**Name of Applicant :**
(31) Priority Document No	:NA	**1)BHOLE ANAND GOVIND**
(32) Priority Date	:NA	Address of Applicant :FLAT NO. 102, YASH ENCLAVE,
(33) Name of priority country	:NA	PLOT NO.259, DHARAMPETH EXT., NAGPUR-440 010,
(86) International Application No	:NA	MAHARASHTRA, INDIA.
Filing Date	:NA	(72)**Name of Inventor :**
(87) International Publication No	: NA	**1)BHOLE ANAND GOVIND**
(61) Patent of Addition to Application Number	:NA	
Filing Date	:NA	
(62) Divisional to Application Number	:NA	
Filing Date	:NA	

(57) Abstract :
Surface water i.e. water from river, lake or impounded reservoir mainly contains colloidal impurities which can be removed in a water treatment plant. In rural areas the water treatment plant mainly consists of Conventional Candy Type Sludge Blanket Clarifier (CCTSBC) followed by slow sand filter and a chlorinator. The Conventional Candy Type Sludge Blanket Clarifier is quite suitable for rural areas because it involves no mechanical moving parts or electrical energy for its operation nor skilled operators to handle it. But is has some drawbacks which reduces its efficiency. In the present invention attempt has been made to overcome these drawbacks. The salient features of the invention are briefly mentioned here, comparing the invention with CCTSBC. In the case of Conventional Candy Type Sludge Blanket Clarifier (CCTSBC), the coagulant dose is added much earlier in the inlet mixing channel which loses its freshness and effectiveness when it reaches the CCTSBC. In this invention, the coagulant dose is added in the inlet pipe itself thus preserving the freshness of the coagulant and the microflocs generated. In the case of CCTSBC, the inlet pipe is supported from top which keeps the pipe hanging. In the present invention, the inlet pipe is supported from the bottom thus making it structurally more sound. In the case if CCTSBC, the excess sludge withdrawal system is located at one corner / side of the hopper tank, not giving equal chances to all the flocs to get removed. In the present invention the excess sludge withdrawal system is centrally located giving equal chance to all the flocs in the excess sludge to get removed. In the case CCTSBC there is no trap for escaping flocs in the clear water zone hence the escaping flocs find their way in the clear water collecting troughs. In the present invention, sludge blanket stabilizer in the form of a plurality of rows, each row consisting of small height inclined plates at equal spacing between them and arranged in such a fashion that zigzag path for up travelling water is created. Thus the escaping flocs from the sludge blanket are trapped while following the zigzag path in the plate settler unit i.e. sludge blanket stabilizer. It is a static sludge blanket unit hence does not involve any moving mechanical parts or electric energy for its operation. Hence it requires no skilled operator thus it is very much suitable for rural areas. It is a low cost unit.

No. of Pages : 19 No. of Claims : 5

(12) PATENT APPLICATION PUBLICATION
(19) INDIA
(22) Date of filing of Application :30/08/2013
(21) Application No.2838/MUM/2013 A
(43) Publication Date : 03/07/2015

(54) Title of the invention : A PROCESS FOR PREPARATION OF UNSATURATED KETONE

(51) International classification	:C07C45/73, C07C45/74, C07C45/00
(31) Priority Document No	:NA
(32) Priority Date	:NA
(33) Name of priority country	:NA
(86) International Application No	:NA
Filing Date	:NA
(87) International Publication No	: NA
(61) Patent of Addition to Application Number	:NA
Filing Date	:NA
(62) Divisional to Application Number	:NA
Filing Date	:NA

(71)**Name of Applicant :**
1)GODAVARI BIOREFINERIES LIMITED
Address of Applicant :SOMAIYA BHAVAN, 45-47, MAHATMA GANDHI ROAD, POST BOX NO. 384, FORT, MUMBAI- 400 001, MAHARASHTRA, INDIA
(72)**Name of Inventor :**
1)Ravindra Gadhe

(57) Abstract :
The present invention relates to a process for preparing unsaturated ketone by using an ion exchange polymer as a catalyst. The process comprises the steps of mixing an aldehyde with a ketone and passing the mixture of aldehyde and ketone through a fixed bed catalytic reactor comprising the ion exchange polymer at a temperature of atleast 60 degree C at atmospheric pressure for a retention period of 30-50 min. The unsaturated ketone obtained from the reaction is purified by distillation and 99.5 % pure unsaturated ketone with a yield of not less than 80% is obtained.

No. of Pages : 11 No. of Claims : 16

(12) PATENT APPLICATION PUBLICATION
(21) Application No.1792/MUMNP/2014 A
(19) INDIA
(22) Date of filing of Application :11/09/2014
(43) Publication Date : 03/07/2015

(54) Title of the invention : SLIDE RAIL DEVICE FOR VEHICLE

(51) International classification :B60N2/08,B60N2/07
(31) Priority Document No :2012-223041
(32) Priority Date :05/10/2012
(33) Name of priority country :Japan
(86) International Application No :PCT/JP2013/076190
Filing Date :27/09/2013
(87) International Publication No :WO 2014/054512
(61) Patent of Addition to Application Number :NA
Filing Date :NA
(62) Divisional to Application Number :NA
Filing Date :NA

(71)**Name of Applicant :**
1)SHIROKI CORPORATION
Address of Applicant :2 Kirihara cho Fujisawa shi Kanagawa 2520811 Japan
(72)**Name of Inventor :**
1)HAYASHI Naoki

(57) Abstract :
Provided is a slide rail device for a vehicle having a structure in which a lock spring that engages with and disengages from a lock groove formed in a lower rail is moved in a locking direction and an unlocking direction with the use of a lock release lever wherein the lock state is maintained even after the lock spring breaks to ensure safety and the operator can be reliably notified of breakage. As the solution thereof lock parts (51) are formed in areas positioned between first supported parts (50a) and second supported parts (53) on a lock spring (50) pressed parts (50b) pressed by a lock release lever (40) are formed between the second supported parts and the lock parts (51) that are positioned nearest to the first supported parts on the lock spring and breakage inducing parts (51b) are formed in areas positioned between the pressed parts and the lock parts that are positioned nearest to the first supported parts on the lock spring.

No. of Pages : 30 No. of Claims : 1

(12) PATENT APPLICATION PUBLICATION
(19) INDIA
(22) Date of filing of Application :11/09/2014
(21) Application No.1793/MUMNP/2014 A
(43) Publication Date : 03/07/2015

(54) Title of the invention : HOT ROLLED SILICON STEEL PRODUCING METHOD

(51) International classification :C21D8/02,B21B37/74
(31) Priority Document No :201210065610.0
(32) Priority Date :13/03/2012
(33) Name of priority country :China
(86) International Application No :PCT/CN2012/000401
Filing Date :29/03/2012
(87) International Publication No :WO 2013/134897
(61) Patent of Addition to Application Number :NA
Filing Date :NA
(62) Divisional to Application Number :NA
Filing Date :NA

(71)**Name of Applicant :**
1)BAOSHAN IRON & STEEL CO. LTD.
Address of Applicant :885 Fujin Road Baoshan District Shanghai 201900 China
(72)**Name of Inventor :**
1)ZHANG Huawei
2)WU Yaping
3)GONG Yu
4)SUN Yezhong
5)HEI Hongxu

(57) Abstract :
A hot rolled silicon steel producing method comprises: silicon steel slab heating process rough rolling process and finish rolling process. The heating process comprises a pre heating stage a heating stage and a soaking stage. The pre heating stage satisfies the following formula (1). In the formula VTp is a temperature rise rate in the pre heating stage whose unit is °C/min; t is a total heating time of the slab in the heating furnace and t=180 240min; and Tc is an initial temperature when the slab is put into the furnace whose unit is °C. By using the foregoing formula the heating process and the rough rolling process are changed an occurrence rate of edge defects during the production of the hot rolled silicon steel can be reduced and the hot rolled silicon steel with good surface quality can be produced.

No. of Pages : 26 No. of Claims : 6

(12) PATENT APPLICATION PUBLICATION
(19) INDIA
(22) Date of filing of Application :11/09/2014
(21) Application No.1794/MUMNP/2014 A
(43) Publication Date : 03/07/2015

(54) Title of the invention : NON ORIENTED ELECTRICAL STEEL PLATE AND MANUFACTURING PROCESS THEREFOR

(51) International classification :C22C38/06,C22C38/60,C22C33/04
(31) Priority Document No :201210068984.8
(32) Priority Date :15/03/2012
(33) Name of priority country :China
(86) International Application No :PCT/CN2012/000382
Filing Date :27/03/2012
(87) International Publication No :WO 2013/134895
(61) Patent of Addition to Application Number :NA
Filing Date :NA
(62) Divisional to Application Number :NA
Filing Date :NA

(71)**Name of Applicant :**
1)BAOSHAN IRON & STEEL CO. LTD.
Address of Applicant :885 Fujin Road Baoshan District Shanghai 201900 China
(72)**Name of Inventor :**
1)MA Aihua
2)WANG Bo
3)LIU Xiandong
4)ZOU Liang
5)XIE Shishu
6)HEI Hongxu

(57) Abstract :
Disclosed are a non oriented electrical steel plate with low iron loss and high magnetic conductivity and a manufacturing process therefor. The casting blank of the steel plate comprises the following components: Si : 0.1 2.0 wt% Al : 0.1 1.0 wt% Mn : 0.10 1.0 wt% C : = 0.005 wt% P : = 0.2 wt% S : = 0.005 wt% N : = 0.005 wt% the balance being Fe and unavoidable impurities. The magnetic conductivity of the steel plate meets the following relationship formula: μ+μ+μ= 13982 586.5P; μ+μ+μ=10000 wherein is the iron loss at a magnetic induction intensity of 1.5 T at 50 Hz; μ μ and μ are relative magnetic conductivities at induction intensities of 1.0 T 1.3 T and 1.5 T at 50 Hz respectively. The steel plate can be used for manufacturing highly effective and ultra highly effective electric motors.

No. of Pages : 21 No. of Claims : 8

(12) PATENT APPLICATION PUBLICATION
(19) INDIA
(22) Date of filing of Application :02/09/2013
(21) Application No.2861/MUM/2013 A
(43) Publication Date : 03/07/2015

(54) Title of the invention : SAFETY HELMET FOR VEHICULAR SAFETY

(51) International classification	:A42B3/12, A42B3/00, A42B3/06
(31) Priority Document No	:NA
(32) Priority Date	:NA
(33) Name of priority country	:NA
(86) International Application No	:NA
Filing Date	:NA
(87) International Publication No	: NA
(61) Patent of Addition to Application Number	:NA
Filing Date	:NA
(62) Divisional to Application Number	:NA
Filing Date	:NA

(71)**Name of Applicant :**
1)Amey Narendra Nerkar
Address of Applicant :Flat No. 1, Shrihari Towers, Kulkarrni Colony, Sharanpur road, Opp. Rachana Vidyalaya, Nashik 422002, MAHARASHTRA, INDIA
2)Manjusha Narendra Nerkar
(72)**Name of Inventor :**
1)Amey Narendra Nerkar
2)Manjusha Narendra Nerkar

(57) Abstract :
A safety helmet for safety of both the vehicle and its user is disclosed herein, the integrated ignition-lockout means in which prevent said vehicle from being operated should the helmet be not worn by the user while being on-board the vehicle, thereby also serving as an effective deterrent to unauthorized use or theft of said vehicle

No. of Pages : 20 No. of Claims : 11

(12) PATENT APPLICATION PUBLICATION
(21) Application No.1026/MUMNP/2014 A
(19) INDIA
(22) Date of filing of Application :28/05/2014
(43) Publication Date : 03/07/2015

(54) Title of the invention : PYROMETALLURGICAL RED MUD PROCESSING METHOD

(51) International classification :C22B7/00,C21B3/04
(31) Priority Document No :2011145140
(32) Priority Date :07/11/2011
(33) Name of priority country :Russia
(86) International Application No :PCT/RU2012/000946
Filing Date :16/11/2012
(87) International Publication No :WO 2013/070121
(61) Patent of Addition to Application Number :NA
Filing Date :NA
(62) Divisional to Application Number :NA
Filing Date :NA

(71)**Name of Applicant :**
1)OBCHESTVO S OGRANICHENNOJ OTVETSTVENNOSTJU PROMYSHLENNAJA KOMPANIJA TEHNOLOGIJA METALLOV
Address of Applicant :ul. Kosareva 63 486 Chelyabinsk 454129 Russia
(72)**Name of Inventor :**
1)GOLUBEV Anatolij Anatoljevich
2)GUDIM Jurij Alexandrovich

(57) Abstract :
The invention relates to the pyrometallurgical processing of red mud. Red mud is melted in an oxy fuel skull melting unit iron is reduced with a carbon reducing agent and the metal and slag are discharged separately. The mud is additionally heated and dried in a drying device to a moisture content of 6 10% using heat from the melting unit flue gases having a temperature of 1750 1850° with lime production waste in the amount of 3 6% of the mass of the mud being added to the wet red mud. The dried mud is fed using an airtight feeding device from the drying device into the melted slag which is heated to a temperature of 1640 1680° at a rate of 1.2 1.4 tonnes to 1 m2 of the surface of the melted slag per hour. Iron is reduced from the melted furnace charge using carbon containing materials which are fed into the slag in an amount that ensures an iron oxide content of 3 5% in the reduced final slag. The separate discharge of the melting products is carried out continuously or intermittently with the fluctuations in the level of the melt in the melting unit being maintained at not more than 200 300 mm through the adjustment of the discharge rate and the amount of melting products. The result is a highly productive continuous single stage process for processing red mud and a simplification of the processing process.

No. of Pages : 22 No. of Claims : 8

(12) PATENT APPLICATION PUBLICATION
(19) INDIA
(22) Date of filing of Application :02/09/2013
(21) Application No.2855/MUM/2013 A
(43) Publication Date : 03/07/2015

(54) Title of the invention : A METHOD AND SYSTEM FOR TELEVISION CONSUMPTION

(51) International classification	:G06Q30/06, H04N21/2543
(31) Priority Document No	:NA
(32) Priority Date	:NA
(33) Name of priority country	:NA
(86) International Application No	:NA
Filing Date	:NA
(87) International Publication No	: NA
(61) Patent of Addition to Application Number	:NA
Filing Date	:NA
(62) Divisional to Application Number	:NA
Filing Date	:NA

(71)**Name of Applicant :**
1)WHATS ON INDIA MEDIA PRIVATE LIMITED
Address of Applicant :A WING, 3RD FLOOR, TODI ESTATE, SUN MILL COMPOUND, OPP. PHOENIX MILLS, LOWER PAREL, MUMBAI 400013 MAHARASHTRA, INDIA
(72)**Name of Inventor :**
1)ATUL PHADNIS

(57) Abstract :
A method and system for management of day-to-day television consumption is disclosed. More particularly, the disclosure relates to seamless evaluation and comparison of operators and channel packages and management of the programs/ channel packs offered by the operators. The system and method thereof disclosed herein enables the consumer to view and compare offers, buy new connection, buy /upgrade packs/channels in the pack, recharge account, view pack/channel comparison, construct packs, register and track complaints etc. The system, when operated in accordance with an example method, enables a consumer to perform Quick Recharge, where the consumer may be able to recharge their user accounts with DTH/cable operator/service providers and all other advanced platform of media distribution with minimum efforts.

No. of Pages : 82 No. of Claims : 17

(12) PATENT APPLICATION PUBLICATION
(21) Application No.2857/MUM/2013 A
(19) INDIA
(22) Date of filing of Application :02/09/2013
(43) Publication Date : 03/07/2015

(54) Title of the invention : CUTTER-BOOM ASSEMBLY FOR A MACHINE FOR HARVESTING STALK TYPE PLANTS AND A MACHINE FOR HARVESTING STALK TYPE PLANTS

(51) International classification	:A01D41/14, A01D45/02, A01D34/64
(31) Priority Document No	:NA
(32) Priority Date	:NA
(33) Name of priority country	:NA
(86) International Application No	:NA
Filing Date	:NA
(87) International Publication No	: NA
(61) Patent of Addition to Application Number	:NA
Filing Date	:NA
(62) Divisional to Application Number	:NA
Filing Date	:NA

(71)**Name of Applicant :**
1)DEERE & COMPANY
Address of Applicant :ONE JOHN DEERE PLACE, MOLINE, ILLINOIS, 61265 - 8098, U.S.A.
(72)**Name of Inventor :**
1)KARAMBALKAR VIJAY
2)GILHOTRA ANU
3)FATTEPUR SURFRAJ
4)HINDS MICHAEL L

(57) Abstract :
A cutter-boom assembly (20) for a machine (10) for harvesting stalk type plants (11) has at least a boom (42) and a cutter mechanism (44). The free end of the boom (42) carries the cutter mechanism (44) such that the cutter mechanism (44) or a part of it is laterally movable relative to the boom (42) so as to cut the tops 8 of lodged stalks (9B).

No. of Pages : 27 No. of Claims : 15

(12) PATENT APPLICATION PUBLICATION
(19) INDIA
(22) Date of filing of Application :02/09/2013
(21) Application No.2859/MUM/2013 A
(43) Publication Date : 03/07/2015

(54) Title of the invention : MODULAR RICE TRANSPLANTING UNIT

(51) International classification :A01C11/02
(31) Priority Document No :NA
(32) Priority Date :NA
(33) Name of priority country :NA
(86) International Application No :NA
Filing Date :NA
(87) International Publication No : NA
(61) Patent of Addition to Application Number :NA
Filing Date :NA
(62) Divisional to Application Number :NA
Filing Date :NA

(71)**Name of Applicant :**
1)DEERE & COMPANY
Address of Applicant :ONE JOHN DEERE PLACE, MOLINE, ILLINOIS, 61265 - 8098, U.S.A.
(72)**Name of Inventor :**
1)HEGDE PRATHEEK
2)MOIDDIN SYED GOUSE
3)PHUGE DATTATRAY
4)SURWADE PADMAKAR

(57) Abstract :
A Modular Rice Transplanter with narrow row spacing, which has a rotary housing, a sealing arrangement, a planter housing, a fork assembly and a plunger. The planter housing is placed such that it is laterally movable with reference to the fork assembly and the plunger so as to reduce considerable space.

No. of Pages : 23 No. of Claims : 7

(12) PATENT APPLICATION PUBLICATION
(19) INDIA
(22) Date of filing of Application :08/09/2014
(21) Application No.1781/MUMNP/2014 A
(43) Publication Date : 03/07/2015

(54) Title of the invention : CDIM BINDING PROTEINS AND USES THEREOF

(51) International classification :C07K16/28,C07K16/30
(31) Priority Document No :61/633330
(32) Priority Date :08/02/2012
(33) Name of priority country :U.S.A.
(86) International Application No :PCT/US2013/025430
Filing Date :08/02/2013
(87) International Publication No :WO 2013/120012
(61) Patent of Addition to Application Number :NA
Filing Date :NA
(62) Divisional to Application Number :NA
Filing Date :NA

(71)**Name of Applicant :**
1)IGM BIOSCIENCES INC.
Address of Applicant :2401 Mission College Blvd.. #210 Santa Clara CA 95054 U.S.A.
(72)**Name of Inventor :**
1)TENG Nelson N.H.
2)BHAT Neelirna M.
3)BIEBER Marcia M.
4)KEYT Bruce A.

(57) Abstract :
The present disclosure relates to Cell Death Inducing Molecule (CDIM) binding proteins and pharmaceutical compositions thereof. Particularly the disclosure provides CDIM binding proteins that are useful in the selective depleting and killing of B cells including neoplastic B cells as well as neoplastic cells that are not of B cell origin that express CDIM like antigens. In addition the disclosure encompasses polynucleotides encoding the disclosed antigen binding proteins and expression systems for producing the same. Further the present disclosure encompasses methods of treating patients with B cell proliferative and mediated diseases by administering the CDIM binding proteins as well as diagnostic assays for identifying proteins that bind to CDIM. The disclosure further contemplates diagnostic assays for identifying patient populations that can be treated with the CDIM binding proteins.

No. of Pages : 99 No. of Claims : 50

(12) PATENT APPLICATION PUBLICATION
(19) INDIA
(22) Date of filing of Application :22/09/2014
(21) Application No.1881/MUMNP/2014 A
(43) Publication Date : 03/07/2015

(54) Title of the invention : SYSTEMS AND METHODS FOR REDUCED OVERHEAD IN WIRELESS COMMUNICATION SYSTEMS

(51) International classification :H04L5/00
(31) Priority Document No :61/642909
(32) Priority Date :04/05/2012
(33) Name of priority country :U.S.A.
(86) International Application No :PCT/US2013/030810
Filing Date :13/03/2013
(87) International Publication No :WO 2013/165570
(61) Patent of Addition to Application Number :NA
Filing Date :NA
(62) Divisional to Application Number :NA
Filing Date :NA

(71)**Name of Applicant :**
1)QUALCOMM INCORPORATED
Address of Applicant :Attn: International IP Administration 5775 Morehouse Drive San Diego CA 92121 1714 U.S.A.
(72)**Name of Inventor :**
1)CHEN Wanshi
2)XU Hao
3)LUO Tao
4)GAAL Peter
5)YOO Taesang

(57) Abstract :
Systems and methods are disclosed which implement one or more overhead reduction technique if channel conditions favorable to implementation of overhead reduction are present. The one or more overhead reduction technique may have one or more restriction corresponding to the channel for which the overhead reduction technique is implemented. The one or more overhead reduction technique implemented may include time domain bundling frequency domain bundling and pattern adaptation. Pattern adaptation may include pattern code domain reduction pattern timing domain reduction and pattern frequency domain reduction.

No. of Pages : 65 No. of Claims : 77

(12) PATENT APPLICATION PUBLICATION
(21) Application No.2853/MUM/2013 A
(19) INDIA
(22) Date of filing of Application :02/09/2013
(43) Publication Date : 03/07/2015

(54) Title of the invention : SYSTEM AND METHOD TO PREDICT ELAPSED RESPONSE TIME FOR A QUERY DURING APPLICATION DEVELOPMENT STAGE

(51) International classification	:G06F11/36, G06F17/30
(31) Priority Document No	:NA
(32) Priority Date	:NA
(33) Name of priority country	:NA
(86) International Application No	:NA
Filing Date	:NA
(87) International Publication No	: NA
(61) Patent of Addition to Application Number	:NA
Filing Date	:NA
(62) Divisional to Application Number	:NA
Filing Date	:NA

(71)**Name of Applicant :**
1)TATA CONSULTANCY SERVICES LIMITED
Address of Applicant :NIRMAL BUILDING, 9TH FLOOR, NARIMAN POINT, MUMBAI 400021, MAHARASHTRA, INDIA
(72)**Name of Inventor :**
1)SINGHAL, REKHA
2)NAMBIAR, MANOJ KARUNAKARAN

(57) Abstract :
A system, method and computer program product to predict elapsed response time of a query during an application stage is disclosed. The query is executed over a database and is classified based on a mode of access of the database by the query. The database is emulated to obtain an emulated database. After classification, an access pattern of the database by the query along with one or more parameters is determined. By applying a classification specific technique over the access pattern and the one or more parameters, an input-access time of the query on the emulated database is then calculated to determine the elapsed response time of the query.

No. of Pages : 31 No. of Claims : 14

(12) PATENT APPLICATION PUBLICATION
(21) Application No.2854/MUM/2013 A
(19) INDIA
(22) Date of filing of Application :02/09/2013
(43) Publication Date : 03/07/2015

(54) Title of the invention : SYSTEM AND METHOD FOR OPTIMIZING LUBY TRANSFORM (LT) CODES TO FACILITATE DATA TRANSMISSION OVER COMMUNICATION NETWORK

(51) International classification	:H04L1/00, H03M13/37
(31) Priority Document No	:14/015,034
(32) Priority Date	:30/08/2013
(33) Name of priority country	:U.S.A.
(86) International Application No	:NA
Filing Date	:NA
(87) International Publication No	: NA
(61) Patent of Addition to Application Number	:NA
Filing Date	:NA
(62) Divisional to Application Number	:NA
Filing Date	:NA

(71)**Name of Applicant :**
1)TATA CONSULTANCY SERVICES LIMITED
Address of Applicant :NIRMAL BUILDING, 9TH FLOOR, NARIMAN POINT, MUMBAI 400021, MAHARASHTRA, INDIA
(72)**Name of Inventor :**
1)KARANDE, SHIRISH SUBHASH
2)CHANDRA, MARISWAMY GIRISH
3)LODHA, SACHIN P

(57) Abstract :
A system(s), method(s) and computer program product to optimize Luby Transform codes to facilitate a transmission of data over a communication network are disclosed. Demands from various sinks are received and a demand vector is calculated. Various sources are employed with LT codes to encode the data. A Generalized LT code (GLT) is generated for an objective function determined for a given demand vector irrespective of the LT codes employed at the sources. Morphing rules are designed by optimizing a degree distribution of the data and mapping LT codes to the generalized LT codes. The GLT is optimized by using a linear transformation to obtain optimal morphing rules. The LT codes are retargeted by re-encoding an LT encoded data to further obtain an LT re-encoded data. The LT re-encoded data is then transmitted by a relay device to plurality of sinks.

No. of Pages : 25 No. of Claims : 17

(12) PATENT APPLICATION PUBLICATION
(19) INDIA
(22) Date of filing of Application :22/08/2014
(21) Application No.1697/MUMNP/2014 A
(43) Publication Date : 03/07/2015

(54) Title of the invention : STEAM RELEASE STANDING POUCH AND CONTENT ENCLOSING STANDING POUCH

(51) International classification :B65D33/01,B65D30/16,B65D81/34
(31) Priority Document No :2012-050533
(32) Priority Date :07/03/2012
(33) Name of priority country :Japan
(86) International Application No :PCT/JP2013/055008
Filing Date :26/02/2013
(87) International Publication No :WO 2013/133092
(61) Patent of Addition to Application Number :NA
Filing Date :NA
(62) Divisional to Application Number :NA
Filing Date :NA

(71)**Name of Applicant :**
1)TOPPAN PRINTING CO. LTD.
Address of Applicant :5 1 Taito 1 chome Taito ku Tokyo 1108560 Japan
(72)**Name of Inventor :**
1)KONDO Hideya
2)KAWAI Hirofumi

(57) Abstract :
Provided are a steam release standing pouch which has a structure in which the seal separates more reliably and a content enclosing standing pouch formed using said pouch. The steam release standing pouch has a first steam passing section (42). The distance (L1) between the inner margin (42B) of the tip of the steam passing section and the center of maximum expansion (OA) which is the center of the portion where expansion is expected to be maximal is shorter than either the distance (L7) between the inner margin (41C) of the first upper side and the center of maximum expansion (OA) or the distance (L3) between the inner margin (43A) of the first middle side (43) and the center of maximum expansion (OA).

No. of Pages : 42 No. of Claims : 8

(12) PATENT APPLICATION PUBLICATION
(19) INDIA
(22) Date of filing of Application :12/09/2014
(21) Application No.1799/MUMNP/2014 A
(43) Publication Date : 03/07/2015

(54) Title of the invention : RECOMBINANT STRAIN OF MYCOBACTERIUM BOVIS BACILLUS CALMETTE GUERIN (BCG) IMMUNOGENIC COMPOSITION AND USE

(51) International classification	:C12N1/21,A61K39/04,A61K39/108
(31) Priority Document No	:BR 10 2012003790 4
(32) Priority Date	:17/02/2012
(33) Name of priority country	:Brazil
(86) International Application No	:PCT/BR2013/000049
Filing Date	:18/02/2013
(87) International Publication No	:WO 2013/120159
(61) Patent of Addition to Application Number	:NA
Filing Date	:NA
(62) Divisional to Application Number	:NA
Filing Date	:NA

(71)**Name of Applicant :**
1)FUNDA‡ƒO BUTANTAN
Address of Applicant :Avenida Vital Brasil 1500 Butantan S£o Paulo 05503 900 SP Brazil
(72)**Name of Inventor :**
1)DE CERQUEIRA LEITE Luciana Cezar
2)PEREIRA NASCIMENTO Ivan

(57) Abstract :
The present invention relates to recombinant strains ofthat encode the mutated LT heat labile toxin or the A subunit of the mutated LT heat labile toxin. The present invention also relates to strains of that encode the LT heat labile toxin or the A subunit of the LT heat labile toxin of mutated in position 63. Specifically the present invention relates to strains of that encode the LT heat labile toxin or the A subunit of the LT heat labile toxin of mutated in position 63 from serine to lysine. The present invention also provides immunogenic compositions that comprise the strains of the present invention. The present invention further provides for the use of said strains and immunological compositions in the production of a vaccine for preventing tuberculosis and infections caused by Lastly the present invention relates to methods for preventing or treating tuberculosis in animals.

No. of Pages : 55 No. of Claims : 17

(12) PATENT APPLICATION PUBLICATION
(19) INDIA
(22) Date of filing of Application :05/09/2013
(21) Application No.2878/MUM/2013 A
(43) Publication Date : 03/07/2015

(54) Title of the invention : AN IMPROVED HITCH VALVE FOR HYDRAULIC SYSTEM OF AGRICULTURAL TRACTORS

(51) International classification	:A01B63/00, A01B 59/00
(31) Priority Document No	:NA
(32) Priority Date	:NA
(33) Name of priority country	:NA
(86) International Application No	:NA
Filing Date	:NA
(87) International Publication No	: NA
(61) Patent of Addition to Application Number	:NA
Filing Date	:NA
(62) Divisional to Application Number	:NA
Filing Date	:NA

(71)**Name of Applicant :**
1)MAHINDRA & MAHINDRA LIMITED
Address of Applicant :MAHINDRA & MAHINDRA LIMITED, GATEWAY BUILDING, APOLLO BUNDER, MAHARASHTRA - 400001, MUMBAI India
(72)**Name of Inventor :**
1)MR. JATINDER SINGH CHAWLA
2)MR. JASJIT SINGH SOHAL

(57) Abstract :
The invention relates to an improved hitch valve for hydraulic system of agricultural tractors, the hitch valve comprising a plurality of first valve element and second valve element housed in a common or individual housings with oil feed passages to direct hydraulic oil into a single acting ram cylinder which lifting an implement of the agricultural tractor, the implement upon retraction of the ram cylinder lowered by self-weight, the first valve element constituting an unloading valve having at least a body, a bush, a spool assembly, a compression spring, a valve seat, a spring seat, and at least two covers, the second valve (CV) element constituting a control valve comprising a valve body having an undercut and accommodating a bush, at least two covers, the bush having at least one each pressure port and return port for hydraulic oil, both the valve elements are connected through a set of mechanical linkages, the improvement is characterized in that the spool assembly of the first vaive element (UV) is constructed with at least three separate members, a first member (6B) in the form of a spool with a flat bottom socket constructed of a hardened and ground member (6A), and a third member (6c) in the form of a hardened and ground ball (6) sitting within an internal conical surface of the valve seat (5) with an included angle of 60°, the valve seat of the spool and having an undercut corresponding to that of the bush and fitted with an O Ring seal (4) positioned close to the first cover (1) allowing a radial play; the length of sliding segment of the spool is increased with a clearance in the middle to reduce spool jamming by attaining a ratio of contact length to diameter upto 1.5, and a second O Ring seal (9) having identical size of the first ORing seal (4) is provided between a spring seat (8) inserted through the bush bore (2) to the second cover (10); and a pattern of holes in the return segment (R) of the bush (2) is configured to have a first row of two small holes, a second row of holes having two holes with diameter larger than that of the holes in the fist row, and a third row of holes with four holes with larger diameter such that the total flow area is equivalent to that of the main return oil passage, wherein each pair of holes are located diametrically opposite; the pattern of holes in the pressure (P) segment of the bush of the first valve element (UV) provided with two small holes to increase hydraulic resistance in the leakage flow path through the P-port; and the spool segment (4) between the R-port and the P-port provided with a plurality of pressure distribution grooves eliminating the existing undercuts.

No. of Pages : 19 No. of Claims : 1

(12) PATENT APPLICATION PUBLICATION
(19) INDIA
(22) Date of filing of Application :10/09/2014
(21) Application No.1789/MUMNP/2014 A
(43) Publication Date : 03/07/2015

(54) Title of the invention : METHOD FOR MANUFACTURING FERROUS MATERIAL

(51) International classification :C21D8/00,B23K20/12
(31) Priority Document No :2012-57986
(32) Priority Date :14/03/2012
(33) Name of priority country :Japan
(86) International Application No :PCT/JP2013/056800
Filing Date :12/03/2013
(87) International Publication No :WO 2013/137249
(61) Patent of Addition to Application Number :NA
Filing Date :NA
(62) Divisional to Application Number :NA
Filing Date :NA

(71)**Name of Applicant :**
1)OSAKA UNIVERSITY
Address of Applicant :1 1 Yamadaoka Suita shi Osaka 5650871 Japan
(72)**Name of Inventor :**
1)FUJII Hidetoshi
2)MORISADA Yoshiaki

(57) Abstract :
In the present invention a parent material for a ferrous material is heated to at least the A point which is the temperature at which austenite appears causing austenite to appear in the parent material (1a 1b) (S101). An amount of strain predicted to cause the M point to drop below room temperature is applied to the parent material (S102) the M point being the temperature at which the composition of the parent material as a whole changes to martensite. This prevents the composition of the parent material as a whole from changing to martensite when the ferrous material is cooled to room temperature. The parent material is cooled to room temperature at a cooling speed at which in a continuous cooling transformation (CCT) diagram a line extrapolated from the cooling curve of the parent material intersects with the region in which martensite is produced (S103). At room temperature austenite remains in the composition of the ferrous material manufactured.

No. of Pages : 51 No. of Claims : 3

(12) PATENT APPLICATION PUBLICATION
(19) INDIA
(22) Date of filing of Application :29/05/2013
(21) Application No.1890/MUM/2013 A
(43) Publication Date : 03/07/2015

(54) Title of the invention : MALE CONDOM WITH FLOWER PRINTS AND FRAGRNCES

(51) International classification	:A61F 6/04, A61F 6/20
(31) Priority Document No	:NA
(32) Priority Date	:NA
(33) Name of priority country	:NA
(86) International Application No	:NA
Filing Date	:NA
(87) International Publication No	: NA
(61) Patent of Addition to Application Number	:NA
Filing Date	:NA
(62) Divisional to Application Number	:NA
Filing Date	:NA

(71)**Name of Applicant :**
1)JOSHI MAULIK DEVSHANKER
Address of Applicant :801, VERAI PADA'S POLE KHADIA CHAR RASTA, AHMEDABAD-380001 Gujarat, India
(72)**Name of Inventor :**
1)JOSHI MAULIK DEVSHANKER

(57) Abstract :
This invention provides extra excitement and pleasure with the different fragrances of the different flower to the couples, having intercourse.

No. of Pages : 10 No. of Claims : 12

(12) PATENT APPLICATION PUBLICATION
(19) INDIA
(22) Date of filing of Application :19/08/2013
(21) Application No.2696/MUM/2013 A
(43) Publication Date : 03/07/2015

(54) Title of the invention : PHARMACEUTICAL COMPOSITION COMPRISING SOPHOROLIPID

(51) International classification	:A61K31/545, A61K31/7028, A61K31/65
(31) Priority Document No	:NA
(32) Priority Date	:NA
(33) Name of priority country	:NA
(86) International Application No	:NA
Filing Date	:NA
(87) International Publication No	: NA
(61) Patent of Addition to Application Number	:NA
Filing Date	:NA
(62) Divisional to Application Number	:NA
Filing Date	:NA

(71)**Name of Applicant :**
1)ANNAPURE UDAY SHRIRAM
Address of Applicant :DEPARTMENT OF FOOD ENGINEERING AND TECHNOLOGY, INSTITUTE OF CHEMICAL TECHNOLOGY (DEEMED UNIVERSITY), NATHALAL PARIKH MARG, MATUNGA (EAST), MUMBAI 400 019 Maharashtra India
(72)**Name of Inventor :**
1)ANNAPURE UDAY SHRIRAM
2)BAJAJ VINIT KAMALKISHOR
3)VAVIA PRADEEP RATILAL
4)PATEL KETANKUMAR DILIPKUMAR

(57) Abstract :
The present invention provides a drug delivery composition comprising sophorolipid to form vesicular system, nano/microparticles and/or emulsion. The method of preparation of niosomes or an oil-in-water emulsion comprising of sophorolipid is disclosed in present invention. Water soluble and water insoluble drugs are incorporated into delivery cargo comprising of sophorolipid.

No. of Pages : 21 No. of Claims : 8

(12) PATENT APPLICATION PUBLICATION
(21) Application No.2874/MUM/2013 A
(19) INDIA
(22) Date of filing of Application :04/09/2013
(43) Publication Date : 03/07/2015

(54) Title of the invention : METHOD FOR STANDARDIZING FINGERPRINT IMAGES USED IN BIOMETRIC AUTHENTICATION SYSTEMSB

(51) International classification	:G06F21/32, G06K9/00	(71)**Name of Applicant :**
(31) Priority Document No	:NA	**1)University of Pune**
(32) Priority Date	:NA	Address of Applicant :Department Of Technology, University of Pune 411 041 Maharashtra India
(33) Name of priority country	:NA	**2)Persistent Systems Limited**
(86) International Application No	:NA	(72)**Name of Inventor :**
Filing Date	:NA	**1)Bhushan Garware**
(87) International Publication No	: NA	**2)Aditya S. Abhyankar**
(61) Patent of Addition to Application Number	:NA	**3)Shubhangi Kelkar**
Filing Date	:NA	
(62) Divisional to Application Number	:NA	
Filing Date	:NA	

(57) Abstract :
The present invention provides a method for standardizing fingerprint images used in biometric authentication systems. The method having steps of obtaining the fingerprint image and then enhancing the fingerprint image, thereafter, identifying core point on the fingerprint image. After that, identifying axis of symmetry passing through the core point of the fingerprint image. Further, extending a line from the axis of symmetry to touch base for obtaining a base point of the fingerprint image. Furthermore, converting the fingerprint image into binary image followed by skeletonization of the fingerprint image. Thereafter, extracting minutiae features from the thin fingerprint image. Further, removing spurious minutiae feature points and spurious ridges. After that, counting ridges between each of the minutiae features and the core point. Further, calculating angle formed at the core point between the base point and each of the minutiae feature. At last, mapping all the minutiae features on concentric circles having uniform frequency with center as a core point for generating canonical fingerprint image.

No. of Pages : 22 No. of Claims : 4

(12) PATENT APPLICATION PUBLICATION
(21) Application No.1796/MUMNP/2014 A
(19) INDIA
(22) Date of filing of Application :12/09/2014
(43) Publication Date : 03/07/2015

(54) Title of the invention : A FORMULA AND METHOD FOR MONITORING INDIVIDUAL METABOLIC RESPONSE AND FOR GENERATING PREDICTIVE MEDICAL METRICS

(51) International classification :A61B5/145,A61B5/00
(31) Priority Document No :61/596250
(32) Priority Date :21/02/2012
(33) Name of priority country :U.S.A.
(86) International Application No :PCT/EE2013/000002
Filing Date :21/02/2013
(87) International Publication No :WO 2013/135249
(61) Patent of Addition to Application Number :NA
Filing Date :NA
(62) Divisional to Application Number :NA
Filing Date :NA

(71)**Name of Applicant :**
1)NATALJA EIKJE
Address of Applicant :URNESVEINEN 11 TYSVAERVAAG 5565, Norway
(72)**Name of Inventor :**
1)EIKJE Natalja

(57) Abstract :
Provided is a formula and method for monitoring individual metabolic response that involve calculation of the lag/latency time (LT) for the peak levels of measured a variety of glucose values by HATR FTIR (horizontally attenuated total reflection Fourier transform infrared) spectroscopy and the LT for the peak level of capillary blood glucose (CBG) with subsequent calculation of the LT changes between them. Obtained meaningful time dependent and dose dependent glucose values and their LT changes characterize glycemic variability (GV) in a qualified subject that can be used to predict the patient s risk of hyperglycemia to stage Type II diabetes and in general to be considered as a new metrics of assessing the quality of metabolic control.

No. of Pages : 35 No. of Claims : 8

(12) PATENT APPLICATION PUBLICATION
(19) INDIA
(22) Date of filing of Application :12/09/2014

(21) Application No.1797/MUMNP/2014 A
(43) Publication Date : 03/07/2015

(54) Title of the invention : PACKAGE WITH A DISPENSER

(51) International classification :B65D23/12,D06F39/02
(31) Priority Document No :12159878.3
(32) Priority Date :16/03/2012
(33) Name of priority country :EPO
(86) International Application No :PCT/EP2013/055172
Filing Date :13/03/2013
(87) International Publication No :WO 2013/135784
(61) Patent of Addition to Application Number :NA
Filing Date :NA
(62) Divisional to Application Number :NA
Filing Date :NA

(71)**Name of Applicant :**
1)UNILEVER PLC
Address of Applicant :a company registered in England and Wales under company no. 41424 of Unilever House 100 Victoria Embankment London Greater London EC4Y 0DY U.K.
(72)**Name of Inventor :**
1)BAYLES Maeve Josephine
2)BENSON Paul
3)GALLAGHER David
4)MASKELL William John

(57) Abstract :
A package comprising a reservoir containing a flowable composition (5) in combination with a dispenser (7) for dispensing the flowable composition characterised in that the reservoir comprises a reservoir aperture (9) in which the dispenser is releasably retained.

No. of Pages : 14 No. of Claims : 12

(12) PATENT APPLICATION PUBLICATION
(19) INDIA
(22) Date of filing of Application :12/09/2014
(21) Application No.1798/MUMNP/2014 A
(43) Publication Date : 03/07/2015

(54) Title of the invention : UNORIENTED SILICON STEEL AND METHOD FOR MANUFACTURING SAME

(51) International classification :C22C38/04,C22C38/06,C22C38/12
(31) Priority Document No :201210082439.4
(32) Priority Date :26/03/2012
(33) Name of priority country :China
(86) International Application No :PCT/CN2012/000400
Filing Date :29/03/2012
(87) International Publication No :WO 2013/143022
(61) Patent of Addition to Application Number :NA
Filing Date :NA
(62) Divisional to Application Number :NA
Filing Date :NA

(71)**Name of Applicant :**
1)BAOSHAN IRON & STEEL CO. LTD.
Address of Applicant :885 Fujin Road Baoshan District Shanghai 201900 China
(72)**Name of Inventor :**
1)ZOU Liang
2)WANG Bo
3)LIU Xiandong
4)MA Aihua
5)XIE Shishu
6)HEI Hongxu

(57) Abstract :
An unoriented silicon steel having high magnetic conductivity and low iron loss at a working magnetic density of 1.0 1.5 T and method for manufacturing same. By proper deoxidation control in a RH refining and high temperature treatment for a short time in a normalizing step the method can reduce the amount of inclusions in the silicon steel and improve grain shape so as to improve the magnetic conductivity and iron loss of the unoriented silicon steel at a magnetic density of 1.0-1.5 T.

No. of Pages : 23 No. of Claims : 17

(12) PATENT APPLICATION PUBLICATION
(19) INDIA
(22) Date of filing of Application :19/08/2013
(21) Application No.2704/MUM/2013 A
(43) Publication Date : 03/07/2015

(54) Title of the invention : ROTOR CONTROL.

(51) International classification	:H02P25/02, H02P1/00
(31) Priority Document No	:GB 1218159.0
(32) Priority Date	:10/10/2012
(33) Name of priority country	:U.K.
(86) International Application No	:NA
Filing Date	:NA
(87) International Publication No	: NA
(61) Patent of Addition to Application Number	:NA
Filing Date	:NA
(62) Divisional to Application Number	:NA
Filing Date	:NA

(71)**Name of Applicant :**
1)CONTROL TECHNIQUES LTD
Address of Applicant :THE GRO, POOL ROAD, NEWTOWN, POWYS, SY16 3BE, UNITED KINGDOM U.K.
(72)**Name of Inventor :**
1)HART SIMON DAVID

(57) Abstract :
This disclosure relates to a method, apparatus, system and computer program product for controlling a motor at low operational speed. A method for controlling a motor at low operational speed, wherein the motor comprises a magnetic rotor 20 and a stator 10 arranged to produce a magnetic field responsive to an applied electric current to control rotation of the magnetic rotor 20, is disclosed, wherein the method comprises ramping up an electric current applied to a stator 10 from an initial current level to a synchronisation current level over a period of time. The initial current level is less than a minimum current required by the stator 10 to produce a magnetic field having magnetic flux of a sufficient magnitude for synchronising a position of the magnetic rotor 20 with respect to the magnetic field. The synchronisation current level is greater than or equal to the minimum current required to produce a magnetic field having magnetic flux of a sufficient magnitude to synchronise the position of the magnetic rotor 20 with the magnetic field.

No. of Pages : 26 No. of Claims : 48

(12) PATENT APPLICATION PUBLICATION
(19) INDIA
(22) Date of filing of Application :05/09/2013
(21) Application No.2882/MUM/2013 A
(43) Publication Date : 03/07/2015

(54) Title of the invention : METHOD AND APPARATUS TO BREW MILK TEA IN A CAPSULE

(51) International classification	:A47J31/40, A23F5/26
(31) Priority Document No	:NA
(32) Priority Date	:NA
(33) Name of priority country	:NA
(86) International Application No	:NA
Filing Date	:NA
(87) International Publication No	: NA
(61) Patent of Addition to Application Number	:NA
Filing Date	:NA
(62) Divisional to Application Number	:NA
Filing Date	:NA

(71)**Name of Applicant :**
1)TALREJA DINESH PRAKASH
Address of Applicant :1 & 6, NEMINATH INDUSTRIAL ESTATE NO 4, NAVGHAR, VASAI E, DIST THANE 401210 Maharashtra India
2)TALREJA MANISHA DINESH
(72)**Name of Inventor :**
1)TALREJA DINESH PRAKASH
2)TALREJA MANISHA DINESH

(57) Abstract :
Methods and apparatus for preparation of a fresh brewed milk tea beverage in a convenient and hygienic way, using a single capsuie(l 52) containing tea leaves(174) with or without a milk ingredient(176). The tea leaves(l 74) are extracted with high temperature water to produce a concentrated tea extract. During brewing, atmospheric air(l 80) is used to constrain the outflow of the hot water from the beverage outlet(160) in the capsule(152) so that the tea leaves(174) can steep in the hot water to properly extract the desired flavours. The milk ingredient(176) is extracted with a different set of optimized brewing parameters. An exemplary capsule(l 52) is provided with separate compartments for the tea leaves(174) and the milk ingredient(l 76), with each compartment adapted for effective extraction of the ingredient contained in it. An exemplary capsule(l 52) can be disposable or alternately a re-useable type and can be sized for a single or multiple servings.

No. of Pages : 31 No. of Claims : 35

(12) PATENT APPLICATION PUBLICATION
(19) INDIA
(22) Date of filing of Application :15/07/2014
(21) Application No.1422/MUMNP/2014 A
(43) Publication Date : 03/07/2015

(54) Title of the invention : GAS BARRIER RESIN COMPOSITION AND GAS BARRIER COMPOSITE FILM

(51) International classification :C08L33/02,B32B9/00,B32B27/30
(31) Priority Document No :2011-276109
(32) Priority Date :16/12/2011
(33) Name of priority country :Japan
(86) International Application No :PCT/JP2012/082380
Filing Date :13/12/2012
(87) International Publication No :WO 2013/089192
(61) Patent of Addition to Application Number :NA
Filing Date :NA
(62) Divisional to Application Number :NA
Filing Date :NA

(71)**Name of Applicant :**
1)MITSUI CHEMICALS TOHCELLO INC.
Address of Applicant :7 Kandamitoshiro cho Chiyoda ku Tokyo 1018485 Japan
(72)**Name of Inventor :**
1)SHIMIZU Masaru
2)MATOBA Daisuke

(57) Abstract :
The purpose of the present invention is to provide: a gas barrier resin composition; and a gas barrier composite film which has excellent gas barrier properties against oxygen carbon dioxide gas water vapor and the like especially a gas barrier composite film which has excellent gas barrier properties even after a hydrothermal treatment. A gas barrier resin composition which is characterized by being composed of (A) an oxazoline group containing aqueous polymer of a specific concentration and (B) an aqueous acrylic resin and/or (C) an aqueous polyester resin and which is characterized in that the ratio of the mole number of the oxazoline groups to the mole number of the carboxyl groups (which is expressed as the ratio of the mole number (x mmol) of the oxazoline groups to the mole number (y mmol) of the carboxyl groups namely (x/y) — 100 (mol%)) is within a specific range; and a gas barrier composite film which uses the gas barrier resin composition.

No. of Pages : 44 No. of Claims : 6

(12) PATENT APPLICATION PUBLICATION
(19) INDIA
(22) Date of filing of Application :08/08/2014
(21) Application No.1608/MUMNP/2014 A
(43) Publication Date : 03/07/2015

(54) Title of the invention : SYSTEM AND/OR METHOD FOR ACQUISITION OF GNSS SIGNALS

(51) International classification	:G01S 1/00 ,G01S 5/14
(31) Priority Document No	:60/825,656
(32) Priority Date	:14/09/2006
(33) Name of priority country	:U.S.A.
(86) International Application No	:PCT/US2007/078077
Filing Date	:10/09/2007
(87) International Publication No	:WO/2008/033785
(61) Patent of Addition to Application Number	:NA
Filing Date	:NA
(62) Divisional to Application Number	:352/MUMNP/2009
Filed on	:16/02/2009

(71)**Name of Applicant :**
1)QUALCOMM INCORPORATED
Address of Applicant :Attn: International IP Administration, 5775 Morehouse Drive, San Diego, California 92121, United States of America
(72)**Name of Inventor :**
1)PON, Rayman, Wai

(57) Abstract :
The subject matter disclosed herein relates to a system and method for acquiring signal received from space vehicles (SVs) in a satellite navigation system. In one example information processed in acquiring a signal from a first SV may be used in acquiring a signal from a second SV.

No. of Pages : 34 No. of Claims : 9

(12) PATENT APPLICATION PUBLICATION
(19) INDIA
(22) Date of filing of Application :15/09/2014
(21) Application No.1800/MUMNP/2014 A
(43) Publication Date : 03/07/2015

(54) Title of the invention : METHOD AND KIT FOR MEASURING INTERACTION BETWEEN MOLECULES

(51) International classification	:G01N33/543, B82Y15/00,B82Y30/00
(31) Priority Document No	:1202631.6
(32) Priority Date	:16/02/2012
(33) Name of priority country	:U.K.
(86) International Application No	:PCT/EP2013/053103
Filing Date	:15/02/2013
(87) International Publication No	:WO 2013/121011
(61) Patent of Addition to Application Number	:NA
Filing Date	:NA
(62) Divisional to Application Number	:NA
Filing Date	:NA

(71)**Name of Applicant :**
1)PHARMADIAGNOSTICS NV
Address of Applicant :Z1 Research Park 310 B 1731 Zellik Belgium
(72)**Name of Inventor :**
1)ROSKAMP Meike
2)BONNARD Vanessa
3)BOUCHARENS Sylviane

(57) Abstract :
The present invention relates to methods of measuring interaction between a first and a second molecule for example a protein and an antibody by conjugation of one of these molecules with nanoparticles and measuring the interaction between the first and second molecule via changes in the optical properties of the nanoparticles. The present invention further relates to methods of coating nanoparticles.

No. of Pages : 37 No. of Claims : 15

(12) PATENT APPLICATION PUBLICATION
(19) INDIA
(22) Date of filing of Application :15/09/2014
(21) Application No.1801/MUMNP/2014 A
(43) Publication Date : 03/07/2015

(54) Title of the invention : MICRO SENSOR BASED TEST APPARATUS

(51) International classification :G01N33/543
(31) Priority Document No :1202694.4
(32) Priority Date :16/02/2012
(33) Name of priority country :U.K.
(86) International Application No :PCT/GB2013/050360
Filing Date :15/02/2013
(87) International Publication No :WO 2013/121211
(61) Patent of Addition to Application Number :NA
Filing Date :NA
(62) Divisional to Application Number :NA
Filing Date :NA

(71)**Name of Applicant :**
1)MICROVISK LIMITED
Address of Applicant :Innovation House St Asaph Business Park St Asaph St Asaph LL17 0LJ U.K.
(72)**Name of Inventor :**
1)IBBOTSON Robert
2)DJAKOV Vladislav
3)DUNN Richard

(57) Abstract :
There is provided a fluidics test strip comprising a micro sensor (e.g. a micro cantilever) formed on a substrate surface and a reagent deposition site formed on the substrate surface operable to control the size and location of a reagent deposition. There is also provided a method of forming fluidics test strip comprising forming a micro sensor on a substrate surface and forming a reagent deposition site on the substrate surface operable to control the size and location of a reagent deposition. Preferably the reagent deposition site comprises a central island portion surrounded by one or more moats and optionally fences in the surface material. An apparatus and computer readable medium for carrying out the method of manufacture of the test strip are also provided.

No. of Pages : 33 No. of Claims : 10

(12) PATENT APPLICATION PUBLICATION
(19) INDIA
(22) Date of filing of Application :05/09/2013
(21) Application No.2890/MUM/2013 A
(43) Publication Date : 03/07/2015

(54) Title of the invention : REAL-TIME DATA COMMUNICATION OVER INTERNET OF THINGS NETWORK

(51) International classification	:H04L12/861, H04L12/875
(31) Priority Document No	:NA
(32) Priority Date	:NA
(33) Name of priority country	:NA
(86) International Application No	:NA
Filing Date	:NA
(87) International Publication No	: NA
(61) Patent of Addition to Application Number	:NA
Filing Date	:NA
(62) Divisional to Application Number	:NA
Filing Date	:NA

(71)**Name of Applicant :**
1)TATA CONSULTANCY SERVICES LIMITED
Address of Applicant :Nirmal Building, 9th Floor, Nariman Point, Mumbai, Maharashtra 400021 India
(72)**Name of Inventor :**
1)SHARMA, Hrishikesh
2)SOOD, Aditya
3)P, Balamuralidhar

(57) Abstract :
System(s) and method(s) for real-time data communication over an Internet of Things (IoT) network (106) are described. According to the present subject matter, the system(s) implement the described method(s) for real-time data communication over the IoT network (106). The method includes encoding, at a source communication device (104-1), data to be exchanged between peer sub-layers of IoT entities (104) based on a Forward Error Correction (FEC) context to generate encoded data packets, the IoT entities comprising the source communication device (104-1) and a destination communication device (104-2). The method further includes identifying time delay to be maintained for transmission of the encoded data packets from the source communication device (104-1) to the destination communication device (104-2) to have minimal data packet drop due to queue overflow at the source communication device (104-1). The method further includes transmitting the encoded data packets over the IoT network (106).

No. of Pages : 35 No. of Claims : 22

(12) PATENT APPLICATION PUBLICATION
(19) INDIA
(22) Date of filing of Application :16/09/2014
(21) Application No.1809/MUMNP/2014 A
(43) Publication Date : 03/07/2015

(54) Title of the invention : METHODS AND SYSTEMS OF EVALUATING A RISK OF A GASTROINTESTINAL CANCER

(51) International classification :A61B5/00,G01N33/483
(31) Priority Document No :61/641979
(32) Priority Date :03/05/2012
(33) Name of priority country :U.S.A.
(86) International Application No :PCT/IL2013/050368
Filing Date :02/05/2013
(87) International Publication No :WO 2013/164823
(61) Patent of Addition to Application Number :NA
Filing Date :NA
(62) Divisional to Application Number :NA
Filing Date :NA

(71)**Name of Applicant :**
1)MEDIAL RESEARCH LTD.
Address of Applicant :11 HaZayit Street 4592000 Kfar Malal Israel
(72)**Name of Inventor :**
1)KALKSTEIN Nir
2)KINAR Yaron
3)SHALEV Varda
4)CHODICK Gabriel
5)GOLDSHTEIN Inbal

(57) Abstract :
A method of evaluating gastrointestinal cancer risk. The method comprises generating a set of features comprising a plurality of current blood test results from a blood collected from a target individual providing at least one classifier generated according to an analysis of a plurality of respective historical blood test results of each of another of a plurality of sampled individuals and evaluating using a processor a gastrointestinal cancer risk of the target individual by classifying the set of features using the at least one classifier.

No. of Pages : 36 No. of Claims : 33

(12) PATENT APPLICATION PUBLICATION
(21) Application No.2900/MUM/2013 A
(19) INDIA
(22) Date of filing of Application :06/09/2013
(43) Publication Date : 03/07/2015

(54) Title of the invention : A METHOD OF AUTOMATIC VIDEO CONTENT RECOGNITION FOR PROVIDING VIDEO CONTENT INFORMATION.

(51) International classification	:H04N5/93, H04N5/92
(31) Priority Document No	:NA
(32) Priority Date	:NA
(33) Name of priority country	:NA
(86) International Application No	:NA
Filing Date	:NA
(87) International Publication No	: NA
(61) Patent of Addition to Application Number	:NA
Filing Date	:NA
(62) Divisional to Application Number	:NA
Filing Date	:NA

(71)**Name of Applicant :**
1)AMIT KUMAR JAIN
Address of Applicant :F/1402, ROYAL CLASSIC BUILDING, LINK ROAD, ANDHERI WEST Maharashtra India
(72)**Name of Inventor :**
1)AMIT KUMAR JAIN

(57) Abstract :
The present invention is a method of providing video content information using automatic video content recognition. Here, said video content are those entities that are shown in the video, or audio content associated with said video that are audible by a viewer. For example, if a viewer is watching a football match, then the football ,the players, the field, advertisement boards and other entities that a viewer can see in said video or audio elements associated with said video that are audible to said viewer, such as, the commentary or noise of the crowd are all video content information. The method provides for automatic recognition of video content items ,by anayzing the video, frame by frame, and recognizing the content items shown in the video as to what they are in a real world context. The method also involves deriving meanings of the context/abstraction of two or more content items shown in a particular frame, or a sequence of frames, for example, an apple in the hand of a person who is taking a bite off the apple is going to be an abstraction of A person eating an apple . The method also facilitates derivation of advanced abstractions, based on the analysis of frame image or sequence of frame images of a video wherein the method would be able to predict the meaning of above example as an abstraction of Chuck Norris eating an apple, by further analysis of the face of the person . Upon said abstraction, the information related to the subject Chuck Norris eating an apple or a person eating an apple (as the case may be) is retrieved from a database,and presented to a a viewer upon the viewers request , in addition to information about Chuck Norris and apple . Let us consider another example. If in a particular frame or a sequence of frames, there is a person holding a golf putter in his hand, the method would first recognize the two content items (person and golf putter) separately ,then, according to the method, abstraction of said frame or sequence of frames would be u A person playing golf . The method further comprises more analysis of the frame image or sequence of images. Using various image feature extraction and feature detection and matching algorithms, said person is recognized by comparing said persons face with the human faces in a pre defined database, and if the face matches with the face of Tiger Woods, then, abstraction of said frame or sequence of frames would be Tiger Woods playing golf. On similar lines, depending upon the information about the various content items in the database, the method is able to recognize and predict content items shown in a video ,and retrieve relevant quantitative as well as qualitative information about the content items. The method may also involve recognizing content items and meanings based on audio content associated with a video. Let us consider a football match, where the commentary is by John Madden. Now, even if John Madden himself is not featured in the video as a visual content item, the sound of his voice associated with said video is . The method ,in this case, involves recognizing the voice that is audible to a viewer as the voice of John Madden . The method also involves making sense of what is actually being spoken by an entity in the audio clip associated with the video. For example, if John Madden ,at a particular period of time in the video says This is the third time Dan Marino has been sacked today. Today is just not this Quarter Backs day. The method involves using Natural Speech Processor to derive meaning of Natural human speech. The method involves recognizing verbs, adjectives and nouns mentioned in speech, and then converts these nouns, verbs and adjectives into texts and uses a text based search engine to retrieve information pertaining to the nouns/verbs/adjectives. Taking into consideration John Maddens statement in the above example, the Natural Speech Processor would first recognize words like Dan, Marino, Sacked, Quarter and Back and then, the method would provide both qualitative as well as quantitative meaning of the words individually, as well as the words in a sentence/phrase. Consequently, the information that would be made available/presented to the viewer would be information about who Dan Marino is and other information related to him, what the word sacked means in the current context (football),what a quarter back is, etc.

No. of Pages : 52 No. of Claims : 18

(12) PATENT APPLICATION PUBLICATION
(21) Application No.2901/MUM/2013 A
(19) INDIA
(22) Date of filing of Application :06/09/2013
(43) Publication Date : 03/07/2015

(54) Title of the invention : INDOOR ULTRA-FAST WIRELESS COMMUNICATION USING TERAHERTZ AND FREE SPACE OPTICAL LASER BEAM.

(51) International classification	:H04W24/00, H04W 88/00
(31) Priority Document No	:NA
(32) Priority Date	:NA
(33) Name of priority country	:NA
(86) International Application No	:NA
Filing Date	:NA
(87) International Publication No	: NA
(61) Patent of Addition to Application Number	:NA
Filing Date	:NA
(62) Divisional to Application Number	:NA
Filing Date	:NA

(71)**Name of Applicant :**
1)AMIT KUMAR JAIN
Address of Applicant :F/1402, ROYAL CLASSIC BUILDING, LOKHANDWALA LINK ROAD, ANDHERI (W)-400 053 Maharashtra India
(72)**Name of Inventor :**
1)AMIT KUMAR JAIN

(57) Abstract :
A method of ultra speed wireless data transmission in an indoor environment, the method comprising positioning an indoor master unit in said indoor environment on an Omni-focal post in a primary room of an user; receiving, in said indoor master unit , at least one free space optical laser data transmission beam(s) signal from an access point router, for establishing uplink and downlink data transfer between said access point router and said indoor master unit, wherein said access point router is located outdoors; establishing a wireless uplink and downlink data transfer using terahertz wave signal between said indoor master unit and at least one communication device of said user by propagating said at least one input terahertz wave signal(s) from said indoor master unit to said at least one communication device located within the line-of-sight of said indoor master unit; using a plurality of indoor slave unit that receives at least one input terahertz wave signal(s) of providing ultra speed wireless data transmission from said indoor slave unit that has already received said at least one input terahertz wave signal(s) from said indoor master unit, and further propagating said at least one input terahertz wave signal(s) from said at least one indoor slave unit to a second communication device located at a secondary room of the user; hard-wiring said indoor master unit to switch between propagation of at least one input terahertz wave signal(s) and propagating of said terahertz wave signal(s) for providing connectivity to said first communication device and said second communication device.

No. of Pages : 18 No. of Claims : 6

(12) PATENT APPLICATION PUBLICATION
(21) Application No.2904/MUM/2013 A
(19) INDIA
(22) Date of filing of Application :06/09/2013
(43) Publication Date : 03/07/2015

(54) Title of the invention : PREPARATION OF TRIACONTANOL AND OCTACOSANOL

(51) International classification	:C07C31/02, C07C27/02
(31) Priority Document No	:NA
(32) Priority Date	:NA
(33) Name of priority country	:NA
(86) International Application No	:NA
Filing Date	:NA
(87) International Publication No	: NA
(61) Patent of Addition to Application Number	:NA
Filing Date	:NA
(62) Divisional to Application Number	:NA
Filing Date	:NA

(71)**Name of Applicant :**
1)PRAJ INDUSTRIES LIMITED
Address of Applicant :PRAJ HOUSE, BAVDHAN, PUNE - 411021, Maharashtra India
(72)**Name of Inventor :**
1)MANGESH GANESH KULKARNI
2)PRAJAKT SUBHASH CHARHATE

(57) Abstract :
A process for the preparation of a composition of triacontanol and octacosanol from sorghum grains DDGS is disclosed. The process comprising multiple steps of organic solvent extractions has several advantages leading to formation of a composition having about 25 % to 55 % triacontanol by weight and about 15 % to 40 % octacosanol by weight.

No. of Pages : 21 No. of Claims : 6

(12) PATENT APPLICATION PUBLICATION
(19) INDIA
(22) Date of filing of Application :16/09/2014
(21) Application No.1815/MUMNP/2014 A
(43) Publication Date : 03/07/2015

(54) Title of the invention : AUTOMATIC CODING DEVICE BIOSENSOR WITH SAME AND MANUFACTURING METHOD THEREFOR

(51) International classification :G01N27/30,G01N27/26
(31) Priority Document No :201210095099.9
(32) Priority Date :31/03/2012
(33) Name of priority country :China
(86) International Application No :PCT/CN2013/071119
Filing Date :30/01/2013
(87) International Publication No :WO 2013/143357
(61) Patent of Addition to Application Number :NA
Filing Date :NA
(62) Divisional to Application Number :NA
Filing Date :NA

(71)**Name of Applicant :**
1)LEADWAY (HK) LIMITED
Address of Applicant :No.99 Queens Road Central The Center The Center Hong Kong 999077 China
(72)**Name of Inventor :**
1)LIU Tao
2)GE Huanxi
3)WANG Chia Lin
4)YE Yun

(57) Abstract :
Provided is an automatic coding device which comprises a first electrode a second electrode and a third electrode. The first electrode and the second electrode are connected through a connection point to make an electrical parameter between the first electrode and the second electrode change according to a parameter which needs to be corrected. Also provided are a method for applying the automatic coding device on various biosensors and manufacturing the automatic coding device. The positions and the quantity of contacts for connecting the automatic coding device of the present invention to a detection system are fixed. Therefore the connection site on the detection system is effectively used. On the other hand the automatic coding device of the present invention only needs to change the position of a connection point on an electrode and thus different parameter information can be provided the process is simple and stable and the human error probability is reduced.

No. of Pages : 33 No. of Claims : 24

(12) PATENT APPLICATION PUBLICATION
(19) INDIA
(22) Date of filing of Application :20/08/2013
(21) Application No.2716/MUM/2013 A
(43) Publication Date : 03/07/2015

(54) Title of the invention : MOISTURE SENSOR FOR A COTTON ROUND MODULE BUILDER

(51) International classification :B30B9/30
(31) Priority Document No :13/596394
(32) Priority Date :28/08/2012
(33) Name of priority country :U.S.A.
(86) International Application No :NA
Filing Date :NA
(87) International Publication No : NA
(61) Patent of Addition to Application Number :NA
Filing Date :NA
(62) Divisional to Application Number :NA
Filing Date :NA

(71)**Name of Applicant :**
1)DEERE & COMPANY
Address of Applicant :ONE JOHN DEERE PLACE, MOLINE, ILLINOIS, 61265-8098, U.S.A.
(72)**Name of Inventor :**
1)HALL JERRY B
2)NOBLE RYAN E
3)PHELAN JAMES J

(57) Abstract :
A round module builder for forming a round bale of cotton is disclosed. The round module builder is configured to receive compressed cotton and form a round bale of cotton. At least one moisture sensor is coupleable to the round module builder. The moisture sensor is configured to measure an indication of a moisture level of the cotton.

No. of Pages : 17 No. of Claims : 20

(12) PATENT APPLICATION PUBLICATION
(19) INDIA
(22) Date of filing of Application :06/09/2013
(21) Application No.2907/MUM/2013 A
(43) Publication Date : 03/07/2015

(54) Title of the invention : IDENTITY BASED ENCRYPTION

(51) International classification	:H04L9/30, H04L9/00, H04L29/06
(31) Priority Document No	:NA
(32) Priority Date	:NA
(33) Name of priority country	:NA
(86) International Application No	:NA
Filing Date	:NA
(87) International Publication No	: NA
(61) Patent of Addition to Application Number	:NA
Filing Date	:NA
(62) Divisional to Application Number	:NA
Filing Date	:NA

(71)**Name of Applicant :**
1)TATA CONSULTANCY SERVICES LIMITED
Address of Applicant :Nirmal Building, 9th Floor, Nariman Point, Mumbai, Maharashtra 400021 India
(72)**Name of Inventor :**
1)ALASINGARA BHATTACHAR, Rajan Mindigal
2)ADIGA, Barkur Suryanarayana
3)LOKAMATHE, Shivraj Vijayshankar
4)SHASTRY, Ravishankara
5)PURUSHOTHAMAN, Balamuralidhar

(57) Abstract :
Method and system for identity based encryption are described. The method comprises obtaining public parameters and a public key set from a central server, where the public parameters include a friendly prime, a torsion group prime order, an super-singular elliptic curve, a first torsion group, a pre-computed Tate pairing value, a first elliptic curve point and a second elliptic curve point, and a distortion map, and where the pre-computed Tate pairing value is generated by the central server. Further, a receiver key set of elliptic curve points based on a receiver identity of a receiver is determined, where the receiver key set is a subset of the public key set. Further a receiver public key based on the receiver key set is computed. Further, the data is encrypted using the Tate pairing value and an encryption component, wherein the encryption component is computed based on the receiver public key set.

No. of Pages : 36 No. of Claims : 19

(12) PATENT APPLICATION PUBLICATION
(19) INDIA
(22) Date of filing of Application :08/09/2013
(21) Application No.2908/MUM/2013 A
(43) Publication Date : 03/07/2015

(54) Title of the invention : AUTOMATIC STOP-START SYSTEM FOR AUTOMOBILE ENGINES

(51) International classification	:B60K6/54, F02D35/00
(31) Priority Document No	:NA
(32) Priority Date	:NA
(33) Name of priority country	:NA
(86) International Application No	:NA
Filing Date	:NA
(87) International Publication No	: NA
(61) Patent of Addition to Application Number	:NA
Filing Date	:NA
(62) Divisional to Application Number	:NA
Filing Date	:NA

(71)**Name of Applicant :**
1)Karale Niraj Ramdhan
Address of Applicant :36, Gurukunj Colony, Shegaon Road, Amravati, Maharashtra 444 604 India
(72)**Name of Inventor :**
1)Karale Niraj Ramdhan

(57) Abstract :
An automatic engine start and stop system for a vehicle includes an engine, an auto stop-start controller configured to generate an auto-stop trigger signal for automatically stopping the engine, when each of a plurality of auto-stop criteria are satisfied, and generate an auto-start trigger signal for automatically restarting the engine, when at least one auto-start criteria of a plurality of auto-start criteria are satisfied. The automatic engine start and stop system includes an auto-stop delay module, connected to the auto stop-start controller, and configured to receive the auto-stop trigger signal, and delay the auto-stop trigger signal by a first predetermined delay period. The automatic engine start and stop system further includes a display unit, for displaying a countdown timer corresponding to the first predetermined delay period, wherein the countdown timer is initiated upon generation of the auto-stop trigger signal, and a switching circuitry for triggering auto-stop and auto-start of the engine.

No. of Pages : 23 No. of Claims : 8

(12) PATENT APPLICATION PUBLICATION
(21) Application No.2911/MUM/2013 A
(19) INDIA
(22) Date of filing of Application :10/09/2013
(43) Publication Date : 03/07/2015

(54) Title of the invention : PHARMACEUTICAL COMPOSITIONS OF SODIUM PICOSULPHATE, MAGNESIUM OXIDE AND CITRIC ACID

(51) International classification	:A61K31/33, a61k9/00
(31) Priority Document No	:NA
(32) Priority Date	:NA
(33) Name of priority country	:NA
(86) International Application No	:NA
Filing Date	:NA
(87) International Publication No	: NA
(61) Patent of Addition to Application Number	:NA
Filing Date	:NA
(62) Divisional to Application Number	:NA
Filing Date	:NA

(71)**Name of Applicant :**
1)CADILA HEALTHCARE LIMITED
Address of Applicant :SARKHEJ-BAVLA N.H. NO. 8A, MORAIYA, TAL. SANAND, DIST. AHMEDABAD-382210, Gujarat, India
(72)**Name of Inventor :**
1)KANNAN MUTHAIYYAN ESSAKIMUTHU
2)PATEL JITENDRA RAMESHCHANDRA
3)SINGH PARITOSH KUNWAR

(57) Abstract :
The present invention relates to pharmaceutical compositions of sodium picosulfate, magnesium oxide and citric acid, in particular, the invention relates to pharmaceutical compositions comprise granules having a layer of sodium picosulfate on neutral carrier/s and also relates to processes for the preparation of such compositions and use thereof for bowel cleansing.

No. of Pages : 17 No. of Claims : 13

(12) PATENT APPLICATION PUBLICATION
(19) INDIA
(22) Date of filing of Application :10/09/2013
(21) Application No.2915/MUM/2013 A
(43) Publication Date : 03/07/2015

(54) Title of the invention : SYSTEM AND METHOD FOR PROVIDING AUGMENTATION BASED PERSONALIZED LEARNING CONTENT

(51) International classification	:G06F17/24, G06F17/21
(31) Priority Document No	:NA
(32) Priority Date	:NA
(33) Name of priority country	:NA
(86) International Application No	:NA
Filing Date	:NA
(87) International Publication No	: NA
(61) Patent of Addition to Application Number	:NA
Filing Date	:NA
(62) Divisional to Application Number	:NA
Filing Date	:NA

(71)**Name of Applicant :**
1)Tata Consultancy Services Limited
Address of Applicant :Nirmal Building, 9th Floor, Nariman Point, Mumbai 400021, MAHARASHTRA, INDIA
(72)**Name of Inventor :**
1)PEDANEKAR, Niranjan
2)BANAHATTI, Vijayanand Mahadeo
3)KARANDE, Shirish Subhash
4)KUMAR, Varun
5)DOKE, Abhay Tanaji

(57) Abstract :
The present subject matter discloses a system and a method for providing augmented based learning content to a user. Based on a learning source referred by the user, the system is enabled to extract topics for fetching learning contents from online or offline resources such as internet or system™s database respectively. Thus, the learning source may get augmented by fetching the learning contents from said online or offline sources. Further, information layers may be generated based on topics/subject being read by the user. The information layers generated may get populated with the learning content fetched. Thereafter, the system may be enabled for matching the learning contents populated in the information layers with profile of the user stored in a user profile database. Based upon matching, the learning contents may be conceived and may be delivered to the user. The delivered learning content is personalized to the user.

No. of Pages : 24 No. of Claims : 11

(12) PATENT APPLICATION PUBLICATION
(19) INDIA
(22) Date of filing of Application :10/09/2013
(21) Application No.2918/MUM/2013 A
(43) Publication Date : 03/07/2015

(54) Title of the invention : DISTRIBUTED STORAGE OF DATA

(51) International classification	:G06F17/00, G06F7/00
(31) Priority Document No	:NA
(32) Priority Date	:NA
(33) Name of priority country	:NA
(86) International Application No	:NA
Filing Date	:NA
(87) International Publication No	: NA
(61) Patent of Addition to Application Number	:NA
Filing Date	:NA
(62) Divisional to Application Number	:NA
Filing Date	:NA

(71)**Name of Applicant :**
1)TATA CONSULTANCY SERVICES LIMITED
Address of Applicant :Nirmal Building, 9th Floor, Nariman Point, Mumbai, Maharashtra 400021 India
(72)**Name of Inventor :**
1)VASU, Arun
2)VARGHESE, Abraham
3)SREEKUMAR, Akhil

(57) Abstract :
A file generation system (102) for storage of structured data onto a distributed database (104) includes an intermediate data generation module (122) to generate a set of intermediate key-value pairs for each of one or more records in at least one subset of the structured data. A key-value pair includes a key and a value corresponding to the key, where the key is a unique identifier of the value. A file generation system (102) further includes an intermediate data sorting module (124) to sort the set of intermediate key-value pairs to generate a plurality of output files. Each of the plurality of output files includes at least one key-value pair. Further, the file generation system (102) includes a file storing module (126) to store the plurality of output files in the distributed database (104), where the plurality of output files are representative of the structured data.

No. of Pages : 22 No. of Claims : 16

(12) PATENT APPLICATION PUBLICATION
(21) Application No.2919/MUM/2013 A
(19) INDIA
(22) Date of filing of Application :11/09/2013
(43) Publication Date : 03/07/2015

(54) Title of the invention : NANOBUBBLE-NANOPARTICLE COMPLEXES FOR ULTRASOUND MEDIATED DRUG DELIVERY AND A PROCESS FOR ITS PREPARATION

(51) International classification	:A61K49/22, A61K9/51
(31) Priority Document No	:NA
(32) Priority Date	:NA
(33) Name of priority country	:NA
(86) International Application No	:NA
Filing Date	:NA
(87) International Publication No	: NA
(61) Patent of Addition to Application Number	:NA
Filing Date	:NA
(62) Divisional to Application Number	:NA
Filing Date	:NA

(71)**Name of Applicant :**
1)INDIAN INSTITUTE OF TECHNOLOGY, BOMBAY
Address of Applicant :POWAI, MUMBAI 400076, MAHARASHTRA, INDIA.
2)SAMSUNG ELECTRONICS CO. LTD.
(72)**Name of Inventor :**
1)DR. RINTI BANERJEE
2)AKANKSHA SINGH
3)RAJEET, CHANDAN

(57) Abstract :
The present invention provides nanobubble-nanoparticle complexes for ultrasound mediated drug delivery. The nanobubble-nanoparticle complexes are useful for imaging and triggered release of the drug in cancers including drug resistant cancers. The present invention also provides a process for the preparation of the nanobubble-nanoparticle complexes.

No. of Pages : 39 No. of Claims : 21

(12) PATENT APPLICATION PUBLICATION
(19) INDIA
(22) Date of filing of Application :23/08/2013
(21) Application No.2756/MUM/2013 A
(43) Publication Date : 03/07/2015

(54) Title of the invention : HANGER ASSEMBLIES FOR USE IN STORAGE SYSTEMS

(51) International classification	:A47B96/00, A47B61/00, A47G25/06
(31) Priority Document No	:NA
(32) Priority Date	:NA
(33) Name of priority country	:NA
(86) International Application No	:NA
Filing Date	:NA
(87) International Publication No	: NA
(61) Patent of Addition to Application Number	:NA
Filing Date	:NA
(62) Divisional to Application Number	:NA
Filing Date	:NA

(71)**Name of Applicant :**
1)CLAIRSON, INC.
Address of Applicant :850 LIBRARY AVENUE, SUITE 240D, NEWARK,, DELAWARE 19711, UNITED STATES OF AMERICA
(72)**Name of Inventor :**
1)BRINTON, JR. , DANIEL WAYNE
2)TORRES, ERNIE JUNIOR
3)NIMGULKAR, MILIND S.
4)ANDERSON III, ROBERT B.

(57) Abstract :
A shelving unit includes a wire shelf having multiple wire members arranged to form a platform, at least one bracket configured to releasably couple to wire members of the wire shelf, and a rod coupled to the bracket. The bracket includes a hook-shaped end portion and an elbow portion. The hook-shaped end portion of the bracket defines a channel that opens toward the elbow portion for receiving a first one of the wire members, and the elbow portion of the bracket defines a bend for receiving a second one of the wire members to thereby releasably couple (e.g., snap fit, etc.) the bracket to the wire shelf. The shelving unit may also include a stop for inhibiting movement of hangers along the rod and past the stop, and/or a connector for coupling the shelving unit to a rod of another shelving unit for allowing movement of hangers between the rods.

No. of Pages : 38 No. of Claims : 22

(12) PATENT APPLICATION PUBLICATION
(19) INDIA
(22) Date of filing of Application :23/08/2013
(21) Application No.2758/MUM/2013 A
(43) Publication Date : 03/07/2015

(54) Title of the invention : AN IMPROVED PROCESS FOR PREPARATION OF DROXIDOPA

(51) International classification	:C07C227/18, C07C227/30
(31) Priority Document No	:NA
(32) Priority Date	:NA
(33) Name of priority country	:NA
(86) International Application No	:NA
Filing Date	:NA
(87) International Publication No	: NA
(61) Patent of Addition to Application Number	:NA
Filing Date	:NA
(62) Divisional to Application Number	:NA
Filing Date	:NA

(71)**Name of Applicant :**
1)CADILA HEALTHCARE LIMITED
Address of Applicant :CADILA HEALTHCARE LIMITED ZYDUS TOWER, SATELLITE CROSS ROADS AHMEDABAD-380015 Gujarat India
(72)**Name of Inventor :**
1)DWIVEDI SHRIPRAKASH DHAR
2)SINGH KUMAR KAMLESH
3)TANDON NITIN
4)PATEL ANANTKUMAR MANILAL
5)SUTHAR HITESHKUMAR NATWARLAL

(57) Abstract :
The present invention relates to process for the preparation of pure droxidopa of Formula (I) comprising: (a) reacting piperonal with glycine in the presence of a base in one or more organic solvents in the presence of a co-solvent followed by treating with acetic acid, to obtain a compound of Formula (VI), (b) hydrolyzing the compound of Formula (VI) with a base followed by reacting with an amino protecting agent to obtain a compound of Formula (V), (c) resolving the compound of Formula (V) with one or more resolving agents in one or more organic solvents to obtain a compound of Formula (IV), wherein, HA refers to one or more resolving agents; (d) reacting the compound of Formula (IV) with an acid in one or more organic solvents to obtain a crystalline compound of Formula (III), (e) demethylating the compound of Formula (III) with a demethylating agent in the presence of a catalyst to obtain a compound of Formula (II), (f) deprotecting the compound of Formula (II) with a deprotecting agent comprising ammonium formate and Pd/C mixture to obtain the droxidopa of Formula (I); and (g) purifying the droxidopa to obtain pure droxidopa of Formula (I) and a process for the purification of droxidopa of Formula (I).

No. of Pages : 25 No. of Claims : 18

(12) PATENT APPLICATION PUBLICATION
(21) Application No.2954/MUM/2013 A
(19) INDIA
(22) Date of filing of Application :13/09/2013
(43) Publication Date : 03/07/2015

(54) Title of the invention : SYSTEM AND METHOD FOR PREDICTING RESOURCE UTILIZATION MATRIX FROM LOG DATA

(51) International classification :G06F17/30
(31) Priority Document No :NA
(32) Priority Date :NA
(33) Name of priority country :NA
(86) International Application No :NA
Filing Date :NA
(87) International Publication No : NA
(61) Patent of Addition to Application Number :NA
Filing Date :NA
(62) Divisional to Application Number :NA
Filing Date :NA

(71)**Name of Applicant :**
1)Tata Consultancy Services Limited
Address of Applicant :Nirmal Building, 9th Floor, Nariman Point, Mumbai 400021, MAHARASHTRA, INDIA
(72)**Name of Inventor :**
1)VORA, Mehul Nalin

(57) Abstract :
Disclosed is a method and system for predicting resource utilization for execution of one or more tasks corresponding to an IT application. The data capturing module captures application log data and resource utilization log data. The data analysis module obtains training dataset from the log data by applying a Genetic Algorithm. The training dataset is a subset of the log data. The data analysis module further derives a workload matrix Wmn and a resource utilization matrix Rmp for the training dataset. The workload matrix Wmn comprises a first set of values corresponding to throughput information of one or more reference tasks and the resource utilization matrix Rmp comprises a second set of values corresponding to the one or more resources utilized. The prediction module predicts the resource utilization for the execution of the one or more tasks.

No. of Pages : 32 No. of Claims : 11

(12) PATENT APPLICATION PUBLICATION
(19) INDIA
(22) Date of filing of Application :18/09/2014
(21) Application No.1838/MUMNP/2014 A
(43) Publication Date : 03/07/2015

(54) Title of the invention : TRICYCLIC NUCLEOSIDES AND OLIGOMERIC COMPOUNDS PREPARED THEREFROM

(51) International classification :C07H19/06,C07H21/00
(31) Priority Document No :12159716.5
(32) Priority Date :15/03/2012
(33) Name of priority country :EPO
(86) International Application No :PCT/EP2013/055498
Filing Date :15/03/2013
(87) International Publication No :WO 2013/135900
(61) Patent of Addition to Application Number :NA
Filing Date :NA
(62) Divisional to Application Number :NA
Filing Date :NA

(71)**Name of Applicant :**
1)UNIVERSIT„T BERN
Address of Applicant :Verwaltungsdirektion Hochschulstrasse 4 CH 3012 Bern Switzerland
(72)**Name of Inventor :**
1)LEUMANN Christian
2)DUGOVICH Branislav
3)LI‰TARD Jory

(57) Abstract :
The present invention provides novel tricyclic nucleosides and oligomeric compounds prepared therefrom. Incorporation of one or more of the tricyclic nucleosides into an oligomeric compound is expected to enhance one or more properties of the oligomeric compound. Such oligomeric compounds can also be included in double stranded compositions. In certain embodiments the oligomeric compounds provided herein are expected to hybridize to a portion of a target RNA resulting in loss of normal function of the target RNA.

No. of Pages : 49 No. of Claims : 23

(12) PATENT APPLICATION PUBLICATION
(19) INDIA
(22) Date of filing of Application :18/09/2014
(21) Application No.1839/MUMNP/2014 A
(43) Publication Date : 03/07/2015

(54) Title of the invention : PHENYL ALKANOIC ACID DERIVATIVES AS GPR AGONISTS

(51) International classification	:C07D335/02,C07D405/12,C07D305/06
(31) Priority Document No	:61/603988
(32) Priority Date	:28/02/2012
(33) Name of priority country	:U.S.A.
(86) International Application No	:PCT/IB2013/051555
Filing Date	:27/02/2013
(87) International Publication No	:WO 2013/128378
(61) Patent of Addition to Application Number	:NA
Filing Date	:NA
(62) Divisional to Application Number	:NA
Filing Date	:NA

(71)**Name of Applicant :**
1)PIRAMAL ENTERPRISES LIMITED
Address of Applicant :Piramal Tower Ganpatrao Kadam Marg Lower Parel Mumbai 400013 Maharashtra India
(72)**Name of Inventor :**
1)KUMAR Sanjay
2)SHARMA Rajiv
3)MAHAJAN Vishal Ashok
4)SAWARGAVE Sangameshwar Prabhakar

(57) Abstract :
The present invention relates to phenyl alkanoic acid derivatives (the compounds of Formula (I)); and their isotopic forms stereoisomeric and tautomeric forms and mixtures thereof in all ratios or pharmaceutically acceptable salts pharmaceutically acceptable solvates prodrugs polymorphs N oxides S oxides or carboxylic acid isosteres thereof. The invention also relates to processes for the preparation of compounds of Formula (I) and pharmaceutical compositions comprising one or more of the compounds of Formula (I). The said compounds and the pharmaceutical composition function as GPR (G protein coupled receptor) agonists particularly as GPR40 agonists and are useful in the treatment of diseases or conditions mediated by GPR40. The present invention further relates to a method of treatment of diseases or conditions mediated by GPR40comprising administering to a subject in need thereof a therapeutically effective amount of the compounds of Formula (I).

No. of Pages : 193 No. of Claims : 25

(12) PATENT APPLICATION PUBLICATION
(19) INDIA
(22) Date of filing of Application :26/08/2013
(21) Application No.2771/MUM/2013 A
(43) Publication Date : 03/07/2015

(54) Title of the invention : NOVEL CRYSTALINE FORMS OF APIXABAN

(51) International classification	:A61K31/4545, A61P7/02, C07D471/04
(31) Priority Document No	:NA
(32) Priority Date	:NA
(33) Name of priority country	:NA
(86) International Application No	:NA
Filing Date	:NA
(87) International Publication No	: NA
(61) Patent of Addition to Application Number	:NA
Filing Date	:NA
(62) Divisional to Application Number	:NA
Filing Date	:NA

(71)**Name of Applicant :**
1)ALEMBIC PHARMACEUTICALS LIMITED
Address of Applicant :Alembic Research Centre, Alembic Pharmaceuticals Limited , Alembic Road, Vadodara-390 003. Gujarat, India
(72)**Name of Inventor :**
1)PATEL, Nilav
2)BORSANIYA, Manoj
3)TOMER, Sanjiv
4)JAYARAMAN, Venkat Raman

(57) Abstract :
The present invention relates to novel crystalline form A, form B and Form C of Apixaban (I) and process for their preparation.

No. of Pages : 17 No. of Claims : 9

(12) PATENT APPLICATION PUBLICATION
(19) INDIA
(22) Date of filing of Application :26/08/2013
(21) Application No.2773/MUM/2013 A
(43) Publication Date : 03/07/2015

(54) Title of the invention : A PROCESS FOR PREPARING IMPURITY OF ESOMEPRAZOLE

(51) International classification	:A61K31/4439, C07D401/12
(31) Priority Document No	:NA
(32) Priority Date	:NA
(33) Name of priority country	:NA
(86) International Application No	:NA
Filing Date	:NA
(87) International Publication No	: NA
(61) Patent of Addition to Application Number	:NA
Filing Date	:NA
(62) Divisional to Application Number	:NA
Filing Date	:NA

(71)**Name of Applicant :**
1)WOCKHARDT LTD
Address of Applicant :D-4 MIDC CHIKALTHANA AURANGABAD Maharashtra India
(72)**Name of Inventor :**
1)Deo,Keshav
2)Deshmukh Rajendra Dagadu
3)Nitin Gupta

(57) Abstract :
The present invention relates to a process for preparing impurity of Esomeprazole or its pharmaceutically acceptable salt, for example, N-methyl esomeprazole of Formula IIa and IIb, which is useful as reference marker or a key intermediate to quantify its presence in Esomeprazole. Formula IIa Formula IIb

No. of Pages : 10 No. of Claims : 9

(12) PATENT APPLICATION PUBLICATION
(19) INDIA
(22) Date of filing of Application :13/09/2013
(21) Application No.2971/MUM/2013 A
(43) Publication Date : 03/07/2015

(54) Title of the invention : VIBRATION MASSAGER

(51) International classification	:A61H 23/00
(31) Priority Document No	:NA
(32) Priority Date	:NA
(33) Name of priority country	:NA
(86) International Application No	:NA
Filing Date	:NA
(87) International Publication No	: NA
(61) Patent of Addition to Application Number	:NA
Filing Date	:NA
(62) Divisional to Application Number	:NA
Filing Date	:NA

(71)**Name of Applicant :**
1)RAJARAMBAPU INSTITUTE OF TECHNOLOGY
Address of Applicant :RAJARAMNAGAR, ISLAMPUR, DIST. SANGLI - 415414, MAHARASHTRA, INDIA.
(72)**Name of Inventor :**
1)KAKADE ANANDRAO BAJIRAO

(57) Abstract :
The present disclosure relates to a vibration massager configured to provide alterable vibrations of different patterns and varying intensity, frequency and speed. The vibration massager in accordance with the present disclosure comprises a belt, a plurality of vibrators operatively secured to said belt, wherein said vibrators are adapted to generate vibrations, a control system including a driver circuit and said driver circuit adapted to control vibration of said vibrators and a power supply unit adapted to power said plurality of vibrators and said digital control system, wherein at least one of said plurality of vibrators are adapted to generate alterable vibration patterns by varying at least one vibration parameter. A method of generating alterable vibrations by the vibration massager is also disclosed.

No. of Pages : 26 No. of Claims : 23

(12) PATENT APPLICATION PUBLICATION
(19) INDIA
(22) Date of filing of Application :18/09/2014
(21) Application No.1842/MUMNP/2014 A
(43) Publication Date : 03/07/2015

(54) Title of the invention : GAS DRAW FOR A GASIFICATION REACTOR

(51) International classification :F23J13/02,F23J13/04,C10K1/04
(31) Priority Document No :10 2012 009 266.0
(32) Priority Date :11/05/2012
(33) Name of priority country :Germany
(86) International Application No :PCT/EP2013/057646
Filing Date :12/04/2013
(87) International Publication No :WO 2013/167340
(61) Patent of Addition to Application Number :NA
Filing Date :NA
(62) Divisional to Application Number :NA
Filing Date :NA

(71)**Name of Applicant :**
1)LAIR LIQUIDE SOCI‰T‰ ANONYME POUR LETUDE ET LEXPLOITATION DES PROC‰D‰S GEORGES CLAUDE
Address of Applicant :75 quai dOrsay F 75007 Paris France
(72)**Name of Inventor :**
1)TURNA Osman
2)JUDAS Frdric
3)KRESS Michael
4)KUMAR Mukesh
5)LATH Erhard

(57) Abstract :
When carbonaceous solids are gasified with oxygen and/or steam in a reactor (100) this gas must be discharged from the reactor via a gas draw (1) with a gas inlet opening (2) and a gas outlet opening (3) and a gas discharge duct (4) provided in between. This gas discharge duct (4) includes an inner jacket (12) and an outer jacket (11) so that a cooling gap (13) with at least one inlet and outlet (105 17) for cooling liquid is formed.

No. of Pages : 19 No. of Claims : 10

(12) PATENT APPLICATION PUBLICATION
(19) INDIA
(22) Date of filing of Application :18/09/2014
(21) Application No.1843/MUMNP/2014 A
(43) Publication Date : 03/07/2015

(54) Title of the invention : COOLED ANNULAR GAS COLLECTOR

(51) International classification :C10J3/76,C10J3/86,C10J3/30
(31) Priority Document No :10 2012 009 265.2
(32) Priority Date :11/05/2012
(33) Name of priority country :Germany
(86) International Application No :PCT/EP2013/057647
Filing Date :12/04/2013
(87) International Publication No :WO 2013/167341
(61) Patent of Addition to Application Number :NA
Filing Date :NA
(62) Divisional to Application Number :NA
Filing Date :NA

(71)**Name of Applicant :**
1)LAIR LIQUIDE Socit Anonyme pour LEtude et LExploitation des Procds Georges Claude
Address of Applicant :75 quai d™Orsay F 75007 Paris France
(72)**Name of Inventor :**
1)TURNA Osman
2)JUDAS Frdric
3)KRESS Michael
4)KUMAR Mukesh
5)BETTNER Jrg

(57) Abstract :
In the gasification of carbonaceous solids with oxygen and/or steam in a fixed bed the reactor (10) operated under pressure must continuously be charged with the solids. These solids are supplied to the fixed bed (12) from a lock via a ring shaped apron (1) open at the top and at the bottom. This apron (1) includes an inner and an outer jacket so that a cooling gap is formed with at least one inlet and/or outlet for a cooling medium.

No. of Pages : 20 No. of Claims : 10

(12) PATENT APPLICATION PUBLICATION
(21) Application No.1844/MUMNP/2014 A
(19) INDIA
(22) Date of filing of Application :19/09/2014
(43) Publication Date : 03/07/2015

(54) Title of the invention : MOBILE COMMUNICATION TERMINAL AND METHOD OF RECOMMENDING APPLICATION OR CONTENT

(51) International classification :G06Q50/10
(31) Priority Document No :10-2012-0028964
(32) Priority Date :21/03/2012
(33) Name of priority country :Republic of Korea
(86) International Application No :PCT/KR2013/002359
Filing Date :21/03/2013
(87) International Publication No :WO 2013/141630
(61) Patent of Addition to Application Number :NA
Filing Date :NA
(62) Divisional to Application Number :NA
Filing Date :NA

(71)**Name of Applicant :**
1)SAMSUNG ELECTRONICS CO. LTD.
Address of Applicant :129 Samsung ro Yeongtong gu Suwon si Gyeonggi do 443 742 Republic of Korea
(72)**Name of Inventor :**
1)CHA Sang ok
2)KIM Dong woo
3)KIM Young ri
4)YOO Ji yeon
5)LEE Ju youn

(57) Abstract :
A mobile communication terminal and a method of recommending an application or content by providing information regarding a terminal status obtained by the mobile communication terminal when a connection device is connected to the mobile communication terminal without having to look for the application or content. The mobile communication terminal includes a connection status determining unit which determines a connection status of a connection device and the mobile communication terminal a terminal status storage unit which stores information regarding a terminal status of the mobile communication terminal; and a recommended target executing unit which determines a recommended application based on the connection status and the information regarding the terminal status of the mobile communication terminal.

No. of Pages : 30 No. of Claims : 15

(12) PATENT APPLICATION PUBLICATION
(21) Application No.2777/MUM/2013 A
(19) INDIA
(22) Date of filing of Application :26/08/2013
(43) Publication Date : 03/07/2015

(54) Title of the invention : PHARMACEUTICAL COMPOSITIONS OF RIVAROXABAN

(51) International classification	:A61K9/16, A61K9/20, A61K9/14,A61K31/5377
(31) Priority Document No	:NA
(32) Priority Date	:NA
(33) Name of priority country	:NA
(86) International Application No	:NA
Filing Date	:NA
(87) International Publication No	: NA
(61) Patent of Addition to Application Number	:NA
Filing Date	:NA
(62) Divisional to Application Number	:NA
Filing Date	:NA

(71)**Name of Applicant :**
1)CADILA HEALTHCARE LIMITED
Address of Applicant :SARKHEJ-BAVLA N.H. NO. 8A, MORAIYA, TAL. SANAND, DIST. AHMEDABAD-382210, Gujarat, India
(72)**Name of Inventor :**
1)KULKARNI SUSHRUT KRISHNAJI
2)HANDA AJAY KUMAR
3)SINGH PUSHPENDRA PRATAP

(57) Abstract :
The present invention relates to pharmaceutical compositions of rivaroxaban or a salt thereof. In particular, the invention relates to pharmaceutical compositions comprising intimate mixture of rivaroxaban or a salt thereof and inert substrate/s. The invention also relates to processes for the preparation of such compositions and use thereof for the treatment of various thromboembolic disorders.

No. of Pages : 16 No. of Claims : 10

(12) PATENT APPLICATION PUBLICATION
(21) Application No.298/MUM/2013 A
(19) INDIA
(22) Date of filing of Application :01/02/2013
(43) Publication Date : 03/07/2015

(54) Title of the invention : HEAT RECOVERY HEAT EXCHANGER TO RECOVER HEAT FROM PRESSURIZED HOT GAS HEATED BY SOLAR DISH

(51) International classification	:F02N19/02, F28D19/00, F01P7/16
(31) Priority Document No	:NA
(32) Priority Date	:NA
(33) Name of priority country	:NA
(86) International Application No	:NA
Filing Date	:NA
(87) International Publication No	: NA
(61) Patent of Addition to Application Number	:NA
Filing Date	:NA
(62) Divisional to Application Number	:NA
Filing Date	:NA

(71)**Name of Applicant :**
1)TRANSPARENT ENERGY SYSTEMS PRIVATE LIMITED
Address of Applicant :PUSHPA HEIGHTS 1ST FLOOR, BIBWEWADI CORNER, PUNE-SATARA ROAD, PUNE- 411 037, MAHARASHTRA, INDIA.
(72)**Name of Inventor :**
1)ATRE, ASHOK DATTATRAYA
2)KULKARNI, BHALACHANDRA GAJANANA

(57) Abstract :
The invention relates to A Heat recovery heat exchanger to recover heat from pressurized hot gas heated by solar dish. The said heat exchanger comprises a first pass cylindrical shell and second passes cylindrical shell. The said first pass shell provided with an outer shell having half pipe limpet jacket. The heating areas namely, HP Super heater, HP Evaporator and LP Super heater provided inside the said first shell forming unfired boiler. An inlet for hot gas provided to the one end of the said cylindrical first pass shell with first convergent end cover, An outlet for hot gas provided to the other end to the said first pass shell with second convergent cover. The heat recovery heating areas namely HP first Economizer, LP Evaporator and HP second Economizer, liquid Preheater of unfired boiler enclosed in the said second pass outer shell. An inlet for hot gas provided to the one end of the said cylindrical second pass shell with third convergent end cover. An outlet for hot gas provided to the other end to the said second pass shell with forth convergent cover. The said out let of first pass shell connected to the inlet of the second pass shell. An inlet and an outlet provided for liquid to be heated in the said heating areas.

No. of Pages : 10 No. of Claims : 6

(12) PATENT APPLICATION PUBLICATION
(19) INDIA
(22) Date of filing of Application :19/09/2014
(21) Application No.1847/MUMNP/2014 A
(43) Publication Date : 03/07/2015

(54) Title of the invention : VARIABLE LENGTH CYCLIC PREFIXES IN OFDM COAXIAL COMMUNICATIONS

(51) International classification :H04L27/26
(31) Priority Document No :61/624971
(32) Priority Date :16/04/2012
(33) Name of priority country :U.S.A.
(86) International Application No :PCT/US2013/035850
Filing Date :09/04/2013
(87) International Publication No :WO 2013/158417
(61) Patent of Addition to Application Number :NA
Filing Date :NA
(62) Divisional to Application Number :NA
Filing Date :NA

(71)**Name of Applicant :**
1)QUALCOMM INCORPORATED
Address of Applicant :ATTN: International IP Administration 5775 Morehouse Drive San Diego California 92121 1714 U.S.A.
(72)**Name of Inventor :**
1)SHELLHAMMER Stephen J.

(57) Abstract :
A coax network unit (CNU) is coupled to a coax line terminal (CLT) by a cable plant. In a discovery mode of operation the CNU receives from the CLT one or more message packets that include one or more orthogonal frequency division multiplexing (OFDM) symbols with cyclic prefixes of a first length. In a normal mode of operation subsequent to the discovery mode the CNU receives data packets comprising OFDM symbols from the CLT. The OFDM symbols of the received data packets have cyclic prefixes of a second length that is less than the first length.

No. of Pages : 24 No. of Claims : 22

(12) PATENT APPLICATION PUBLICATION
(21) Application No.1848/MUMNP/2014 A
(19) INDIA
(22) Date of filing of Application :19/09/2014
(43) Publication Date : 03/07/2015

(54) Title of the invention : LCU BASED ADAPTIVE LOOP FILTERING FOR VIDEO CODING

(51) International classification :H04N7/26
(31) Priority Document No :61/621931
(32) Priority Date :09/04/2012
(33) Name of priority country :U.S.A.
(86) International Application No :PCT/US2013/035802
Filing Date :09/04/2013
(87) International Publication No :WO 2013/155084
(61) Patent of Addition to Application Number :NA
Filing Date :NA
(62) Divisional to Application Number :NA
Filing Date :NA

(71)**Name of Applicant :**
1)QUALCOMM INCORPORATED
Address of Applicant :ATTN: International IP Administration 5775 Morehouse Drive San Diego California 92121 1714 U.S.A.
(72)**Name of Inventor :**
1)CHONG In Suk
2)KARCZEWICZ Marta

(57) Abstract :
This disclosure describes techniques associated with filtering reconstructed video data in a video encoding and/or video decoding processes and more particularly this disclosure describes techniques related to adaptive loop filtering. According to one technique of this disclosure instead of implementing region adaptive (RA) classification using a fixed set of regions a variable number of regions in a picture can be used. According to another technique of this disclosure a global set of filters can be signaled in a parameter set from an encoder to a decoder but instead of selecting filters from the global set based on an RA classification or a block adaptive (BA) classification a filter from the global set can be explicitly signaled for a given block using a filter ID associated with the filter.

No. of Pages : 77 No. of Claims : 50

(12) PATENT APPLICATION PUBLICATION
(19) INDIA
(22) Date of filing of Application :19/09/2014
(21) Application No.1849/MUMNP/2014 A
(43) Publication Date : 03/07/2015

(54) Title of the invention : METHOD FOR ORDERING A SPECTACLE LENS AND ASSOCIATED SYSTEM

(51) International classification :G06Q30/06
(31) Priority Document No :12290082.2
(32) Priority Date :08/03/2012
(33) Name of priority country :EPO
(86) International Application No :PCT/EP2013/054688
Filing Date :08/03/2013
(87) International Publication No :WO 2013/132049
(61) Patent of Addition to Application Number :NA
Filing Date :NA
(62) Divisional to Application Number :NA
Filing Date :NA

(71)**Name of Applicant :**
1)ESSILOR INTERNATIONAL (COMPAGNIE G‰N‰RALE DOPTIQUE)
Address of Applicant :147 rue de Paris F 94220 Charenton le pont France
(72)**Name of Inventor :**
1)LEONARD Eric
2)HADDADI Ahmed

(57) Abstract :
The present invention relates to a method and an associated system for ordering a spectacle lens. More particularly the invention concerns a method for ordering a spectacle lens by a wearer (1) said method involving steps of: Selecting (S1) a spectacle frame by the wearer (1); Capturing (S2) at least one picture showing at least partially a face of said wearer (1) wearing the selected spectacle frame at a picture capturing side (10) so as a position of said spectacle frame with respect to the wearer face is extractable from said at least one picture; Obtaining (S3.1) a three dimensional shape of the selected frame at said picture processing side (20) Processing (S3) said at least one picture for obtaining the position of said spectacle frame with respect to the wearer face at said picture processing side (20) and Ordering (S6) to a lens manufacturing side (40) spectacle lens complying with said frame shape said extracted frame position and wearer data wherein said wearer data comprises at least a prescription for the wearer (1).

No. of Pages : 31 No. of Claims : 14

(12) PATENT APPLICATION PUBLICATION
(21) Application No.2991/MUM/2013 A
(19) INDIA
(22) Date of filing of Application :16/09/2013
(43) Publication Date : 03/07/2015

(54) Title of the invention : AN ARRANGEMENT FOR MOUNTING OF SOLAR DISH

(51) International classification	:F24J2/46, F24J2/12
(31) Priority Document No	:NA
(32) Priority Date	:NA
(33) Name of priority country	:NA
(86) International Application No	:NA
Filing Date	:NA
(87) International Publication No	: NA
(61) Patent of Addition to Application Number	:NA
Filing Date	:NA
(62) Divisional to Application Number	:NA
Filing Date	:NA

(71)**Name of Applicant :**
1)THERMAX LIMITED
Address of Applicant :D-13, MIDC, R.D. AGA ROAD, CHINCHWAD, PUNE - 411 019, MAHARASHTRA, INDIA.
(72)**Name of Inventor :**
1)DESHPANDE KIRAN
2)ROHOM HEMANT
3)MAHORE SANDEEP
4)PAWAR ATISH

(57) Abstract :
An arrangement for mounting a solar collector dish includes a tubular post, operatively transverse load bearing elements and a supporting and clamping structure. The hollow tubular post is securable in an operatively upright manner at an operative lower end at a predetermined location and is defining a predetermined chamfer at the opposite operative upper end. The chamfer angle is determined by the latitude of the location. The load bearing elements are fitted on tubular post and are having operative upper ends chamfered at the same angle as the angle of chamfer of the upper end of tubular post. The chamfered upper ends of tubular post and load bearing elements define a platform. The supporting and clamping structure supports a structural arm of the solar collector dish. The supporting and clamping structure is mounted on the platform. The base member of supporting and clamping structure is substantially parallel to platform.

No. of Pages : 29 No. of Claims : 9

(12) PATENT APPLICATION PUBLICATION
(21) Application No.2280/MUM/2013 A
(19) INDIA
(22) Date of filing of Application :05/07/2013
(43) Publication Date : 03/07/2015

(54) Title of the invention : A PROCESS FOR THE PREPARATION OF ETORICOXIBAND INTERMEDIATE THEREOF

(51) International classification	:C07D213/61, C07D211/70
(31) Priority Document No	:NA
(32) Priority Date	:NA
(33) Name of priority country	:NA
(86) International Application No	:NA
Filing Date	:NA
(87) International Publication No	: NA
(61) Patent of Addition to Application Number	:NA
Filing Date	:NA
(62) Divisional to Application Number	:NA
Filing Date	:NA

(71)**Name of Applicant :**
1)CADILA HEALTHCARE LIMITED
Address of Applicant :CADILA HEALTHCARE LIMITED ZYDUS TOWER, SATELLITE CROSS ROADS AHMEDABAD-380015 Gujarat India
(72)**Name of Inventor :**
1)DWIVEDI SHRIPRAKASH DHAR
2)PRASAD ASHOK
3)JAIN KULDEEP NATWARLAL

(57) Abstract :
The present invention provides a process for the preparation of etoricoxib of Formula (I); the process comprises reacting a compound of Formula (B) with with ketosulfone compound of Formula (A) in acidic medium. The invention also provides a method for the preparation of compound of formula (B).

No. of Pages : 18 No. of Claims : 10

(12) PATENT APPLICATION PUBLICATION
(21) Application No.2516/MUM/2013 A
(19) INDIA
(22) Date of filing of Application :30/07/2013
(43) Publication Date : 03/07/2015

(54) Title of the invention : SAP'S DOUBLE CONCENTRATION METHOD FOR EARLY RECOVERY OF MYCOBACTERIA

(51) International classification	:C12Q1/68, C12N15/09
(31) Priority Document No	:NA
(32) Priority Date	:NA
(33) Name of priority country	:NA
(86) International Application No	:NA
Filing Date	:NA
(87) International Publication No	: NA
(61) Patent of Addition to Application Number	:NA
Filing Date	:NA
(62) Divisional to Application Number	:NA
Filing Date	:NA

(71)**Name of Applicant :**
1)DR BHAVINI SANDIP SHAH
Address of Applicant :6, HERITAGE RESIDENCY, BEHIND HERITAGE HOMES, THALTEJ-SHILAJ ROAD, AHMEDABAD-59, Gujarat India
(72)**Name of Inventor :**
1)DR BHAVINI SANDIP SHAH

(57) Abstract :
The present invented method is used for 40% faster recovery of Mycobacteria than the standard petroff s concentration method. The further object of the present invention is Positive cultures with Mycobacteria recovery in patients who are under long term treatment compared to negative cultures in these patients by standard petroff s concentration method. The present invented method very economical to the laboratory or the patient. The present invented method is very simple and convenient method for all lab technologists.

No. of Pages : 9 No. of Claims : 2

(12) PATENT APPLICATION PUBLICATION
(19) INDIA
(22) Date of filing of Application :30/07/2013
(21) Application No.2519/MUM/2013 A
(43) Publication Date : 03/07/2015

(54) Title of the invention : REDUCTION OF PERIODIC DISTURBANCES

(51) International classification	:G05D19/02, H02P6/10
(31) Priority Document No	:GB 1220553.0
(32) Priority Date	:15/11/2012
(33) Name of priority country	:U.K.
(86) International Application No	:NA
Filing Date	:NA
(87) International Publication No	: NA
(61) Patent of Addition to Application Number	:NA
Filing Date	:NA
(62) Divisional to Application Number	:NA
Filing Date	:NA

(71)**Name of Applicant :**
1)CONTROL TECHNIQUES LTD
Address of Applicant :THE GRO, POOL ROAD, NEWTOWN, POWYS, SY16 3BE, UNITED KINGDOM
(72)**Name of Inventor :**
1)CADE MICHAEL

(57) Abstract :
A method of reducing periodic disturbances in the feedback quantity of a controlled system is disclosed. The method includes receiving a feedback signal and repeatedly deriving respective magnitudes of harmonic components of the feedback signal to produce corresponding error signals. The error signals and harmonic components are used to generate harmonic control signals. The harmonic control signals are used to create a plurality of negative feedback loops acting to reduce the error signals. The present disclosure thus provides negative feedback control in the frequency domain. In one specific disclosed embodiment, the control is tied to the periodic domain resulting from the rotation of an actuator motor shaft.

No. of Pages : 25 No. of Claims : 20

(12) PATENT APPLICATION PUBLICATION
(19) INDIA
(22) Date of filing of Application :28/08/2013
(21) Application No.2808/MUM/2013 A
(43) Publication Date : 03/07/2015

(54) Title of the invention : AN APPARATUS AND A METHOD FOR IN-VIVO POWER GENERATION

(51) International classification	:A61M27/00, H01M8/16
(31) Priority Document No	:NA
(32) Priority Date	:NA
(33) Name of priority country	:NA
(86) International Application No	:NA
Filing Date	:NA
(87) International Publication No	: NA
(61) Patent of Addition to Application Number	:NA
Filing Date	:NA
(62) Divisional to Application Number	:NA
Filing Date	:NA

(71)**Name of Applicant :**
1)INDIAN INSTITUTE OF TECHNOLOGY
Address of Applicant :INDIAN INSTITUTE OF TECHNOLOGY BOMBAY, POWAI, MUMBAI-400076. Maharashtra India
(72)**Name of Inventor :**
1)PATIL TARKESHWAR CHANDRAKANT
2)RAMESH P
3)PROF. DUTTAGUPTA SIDDHARTHA PRAKASH

(57) Abstract :
An apparatus and a method for in-vivo power generation An apparatus for an in-vivo power generation comprises a fuel convertor for converting glucose in the cerebrospinal fluid (CSF) to a hydrogen rich, low carbon fuel such as ethanol or methanol by the action of a bioenzyme on the glucose in the CSF. The apparatus further comprises a biofuel cell comprising a cathode chamber and an anode chamber with a membrane assembly sandwiched between them. The membrane assembly comprises a cathode, an anode and a proton exchange membrane. The cathode is coated with an enzyme laccase, which enables extraction of oxygen when the CSF is passed through the cathode chamber. The oxygen from the cathode chamber and the hydrogen in the hydrogen rich fuel from the anode chamber diffuses through the proton exchange membrane and reacts at an ionic level to result in water and electrical power.

No. of Pages : 19 No. of Claims : 23

(12) PATENT APPLICATION PUBLICATION
(19) INDIA
(22) Date of filing of Application :18/09/2013
(21) Application No.3016/MUM/2013 A
(43) Publication Date : 03/07/2015

(54) Title of the invention : A NOVEL IMPURITY OF PREGABALIN AND PROCESS FOR ITS PRPEARATION

(51) International classification	:C07C227/18, C07C255/19
(31) Priority Document No	:NA
(32) Priority Date	:NA
(33) Name of priority country	:NA
(86) International Application No	:NA
Filing Date	:NA
(87) International Publication No	: NA
(61) Patent of Addition to Application Number	:NA
Filing Date	:NA
(62) Divisional to Application Number	:NA
Filing Date	:NA

(71)**Name of Applicant :**
1)CADILA HEALTHCARE LIIMITED
Address of Applicant :CADILA HEALTHCARE LIMITED ZYDUS TOWER, SATELLITE CROSS ROADS AHMEDABAD-380015 Gujarat India
(72)**Name of Inventor :**
1)DWIVEDI SHRI PRAKASH DHAR
2)SINGH KUMAR KAMLESH
3)GAJERA JITENDRA MAGANBHAI
4)MEHWALA CHETANKUMAR KANJIBHAI
5)RAIKWAR DINESHKUMAR

(57) Abstract :
The present invention relates to a DIBAC impurity of pregabalin having the Formula (A) and process of preparation thereof.

No. of Pages : 31 No. of Claims : 14

(12) PATENT APPLICATION PUBLICATION
(19) INDIA
(22) Date of filing of Application :27/08/2013
(21) Application No.2793/MUM/2013 A
(43) Publication Date : 03/07/2015

(54) Title of the invention : AN IMPROVED PROCESS FOR PREPARATION OFATORVASTATIN CALCIUM

(51) International classification	:C07D409/06, C07D207/416, C07D207/40
(31) Priority Document No	:NA
(32) Priority Date	:NA
(33) Name of priority country	:NA
(86) International Application No	:NA
Filing Date	:NA
(87) International Publication No	: NA
(61) Patent of Addition to Application Number	:NA
Filing Date	:NA
(62) Divisional to Application Number	:NA
Filing Date	:NA

(71)**Name of Applicant :**
1)CADILA HEALTHCARE LIMITED
Address of Applicant :CADILA HEALTHCARE LIMITED ZYDUS TOWER, SATELLITE CROSS ROADS AHMEDABAD-380015 Gujarat India
(72)**Name of Inventor :**
1)DWIVEDI SHRI PRAKASH DHAR
2)PRASAD ASHOK
3)PARIHAR JAYPRAKASH AJITSINGH
4)JAIN KULDEEP NATWARLAL
5)TRIPATHI SANJEEV KUMAR
6)SHAH ALPESHKUMAR PRAVINCHANDRA

(57) Abstract :
The present invention provides a pure crystalline Form-I of atorvastatin calcium of Formula (I) and process for the preparation thereof. The invention also provides a process for preparing an intermediate atorvastatin protected diol of Formula (II).

No. of Pages : 24 No. of Claims : 18

(12) PATENT APPLICATION PUBLICATION
(19) INDIA
(22) Date of filing of Application :27/08/2013
(21) Application No.2794/MUM/2013 A
(43) Publication Date : 03/07/2015

(54) Title of the invention : HARDWARE FAILURE PREDICTION SYSTEM

(51) International classification :G06F11/00
(31) Priority Document No :NA
(32) Priority Date :NA
(33) Name of priority country :NA
(86) International Application No :NA
Filing Date :NA
(87) International Publication No : NA
(61) Patent of Addition to Application Number :NA
Filing Date :NA
(62) Divisional to Application Number :NA
Filing Date :NA

(71)**Name of Applicant :**
1)TATA CONSULTANCY SERVICES LIMITED
Address of Applicant :Nirmal Building, 9th Floor, Nariman Point, Mumbai, Maharashtra 400021 India
(72)**Name of Inventor :**
1)KUMAR, Rohit
2)VIJAYAKUMAR, Senthilkumar
3)AHAMED, Syed Azar

(57) Abstract :
The present subject matter discloses a method for predicting failure of hardware components. The method comprises obtaining a syslog file stored in a Hadoop Distributed File System (HDFS), where the syslog file includes at least one or more syslog messages. Further, the method comprises categorizing each of the one or more syslog messages into one or more groups based on a hardware component generating the syslog message. Further, a current dataset comprising one or more records based on the categorization is generated, where each of the one or more records include a syslog message from amongst the one or more syslog messages. The method further comprises analysing the current dataset for identifying at least one error pattern of syslog messages, based on a plurality of error patterns of reference syslog messages, for predicting failure of the hardware components.

No. of Pages : 32 No. of Claims : 15

(12) PATENT APPLICATION PUBLICATION
(21) Application No.2795/MUM/2013 A
(19) INDIA
(22) Date of filing of Application :27/08/2013
(43) Publication Date : 03/07/2015

(54) Title of the invention : POSE AND SUB-POSE CLUSTERING-BASED IDENTIFICATION OF INDIVIDUALS

(51) International classification	:G06K 9/00
(31) Priority Document No	:NA
(32) Priority Date	:NA
(33) Name of priority country	:NA
(86) International Application No	:NA
Filing Date	:NA
(87) International Publication No	: NA
(61) Patent of Addition to Application Number	:NA
Filing Date	:NA
(62) Divisional to Application Number	:NA
Filing Date	:NA

(71)**Name of Applicant :**
1)TATA CONSULTANCY SERVICES LIMITED
Address of Applicant :Nirmal Building, 9th Floor, Nariman Point, Mumbai, Maharashtra 400021 India
(72)**Name of Inventor :**
1)SINHA, Aniruddha
2)CHARKRAVARTY, Kingshuk

(57) Abstract :
The subject matter discloses systems and methods for identification of individuals. The method includes obtaining static and dynamic feature vectors for skeleton data frames of each individual performing a step activity with an arbitrary pattern and in a random path; creating, for the each individual, a first predefined number of clusters of dynamic feature vectors for the frames; creating, for the each individual, a second predefined number of sub-clusters within the each of the clusters of the dynamic feature vectors for the frames associated with the each of the clusters; and determining, for the each individual, a gait-pose feature data set based on computation of a center of the dynamic feature vectors for the frames associated with the each of the sub-clusters, and a mean of the static feature vectors for the frames associated with the each of the clusters, for identifying the individuals.

No. of Pages : 29 No. of Claims : 15

(12) PATENT APPLICATION PUBLICATION
(21) Application No.3013/MUM/2013 A
(19) INDIA
(22) Date of filing of Application :18/09/2013
(43) Publication Date : 03/07/2015

(54) Title of the invention : SYSTEM AND METHOD FOR AUTOMATED AUTHENTICATION

(51) International classification	:G06F17/00,G10L17/00	(71)**Name of Applicant :**
(31) Priority Document No	:NA	**1)BHAVIN TURAKHIA**
(32) Priority Date	:NA	Address of Applicant :DIRECTIPLEX, OLD NAGARDAS ROAD, NEAR ANDHERI SUBWAY, ANDHERI (EAST), MUMBAI 69 Maharashtra India
(33) Name of priority country	:NA	
(86) International Application No	:NA	
Filing Date	:NA	(72)**Name of Inventor :**
(87) International Publication No	: NA	**1)BHAVIN TURAKHIA**
(61) Patent of Addition to Application Number	:NA	
Filing Date	:NA	
(62) Divisional to Application Number	:NA	
Filing Date	:NA	

(57) Abstract :
In example embodiments, a system and method for automated authentication are provided. A service provider system receives a message triggered by an application operating on a user device of a user. A contact identifier corresponding to the user device is determined from the message. A reply message that includes a token is transmitted to the contact identifier. A return token is received from the application that intercepted the reply message and extracted the token without user intervention. The return token is compared to the token sent in the reply message. Based on the return token matching the sent token, the contact identifier is verified as corresponding to the user device.

No. of Pages : 22 No. of Claims : 20

(12) PATENT APPLICATION PUBLICATION
(19) INDIA
(22) Date of filing of Application :28/08/2013
(21) Application No.2812/MUM/2013 A
(43) Publication Date : 03/07/2015

(54) Title of the invention : ROTARY DRYER FOR DRYING BULK SOLIDS

(51) International classification	:F26B11/02, F26B3/092
(31) Priority Document No	:NA
(32) Priority Date	:NA
(33) Name of priority country	:NA
(86) International Application No	:NA
Filing Date	:NA
(87) International Publication No	: NA
(61) Patent of Addition to Application Number	:NA
Filing Date	:NA
(62) Divisional to Application Number	:NA
Filing Date	:NA

(71)**Name of Applicant :**
1)ADITYA BIRLA SCIENCE & TECHNOLOGY COMPANY LIMITED
Address of Applicant :ADITYA BIRLA CENTRE, 2ND FLOOR, C WING, S K AHIRE MARG, WORLI, MUMBAI 400025, MAHARASHTRA, INDIA
(72)**Name of Inventor :**
1)MALODE PARAG HANUMANTHAPPA
2)DATTA AMLAN

(57) Abstract :
Rotary dryer for drying bulk solids. Each of the lifters (3) of the dryer comprises an angular member having a planar base (5) and a planar scooping lip (6) at an angle 91 of 100 to 150° with respect to the planar base. The lifter also comprises a pair of end closing members (7, 7), one at each end of the angular member at an angle 62 of 60 - 120° with respect to the respective end. Each of the lifters is mounted to the inner periphery of the drum of the dryer at the free edge (8) of the planar base at an angle 03 of 50 - 90° with the inner periphery of the drum. The free edges (9) of the end closing members coincident with the inner periphery of the drum. The scooping lip of the lifter projects radially inwardly with respect to the drum

No. of Pages : 28 No. of Claims : 18

(12) PATENT APPLICATION PUBLICATION
(19) INDIA
(22) Date of filing of Application :28/08/2013
(21) Application No.2813/MUM/2013 A
(43) Publication Date : 03/07/2015

(54) Title of the invention : A PROCESS FOR PREPARATION OF SAXAGLIPTIN HYDROCHLORIDE

(51) International classification	:A61K31/403, C07D209/02
(31) Priority Document No	:NA
(32) Priority Date	:NA
(33) Name of priority country	:NA
(86) International Application No	:NA
Filing Date	:NA
(87) International Publication No	: NA
(61) Patent of Addition to Application Number	:NA
Filing Date	:NA
(62) Divisional to Application Number	:NA
Filing Date	:NA

(71)**Name of Applicant :**
1)AMNEAL PHARMACEUTICALS, LLC
Address of Applicant :85 ADAMS AVENUE, HAUPPAUGE, NY 11788, UNITED STATES OF AMERICA
(72)**Name of Inventor :**
1)AGARWAL VIRENDRA KUMAR
2)SIDDIQUI ARIF BADRULHUSAN
3)KATARIA LALIT KESHAV
4)MAHETA ABHAY SUBODHBHAI
5)BUTANI PANKAJ CHANGANBHAI
6)PATIL SHASHIKANT PRABHAKARRAO
7)PATIL TUSHAR YASHWANT
8)DEORE GANESH SURYAKANT
9)PANSURIYA KETAN JAHYANTIBHAI
10)PATEL HITESH SURESHBHAI
11)SONDHARAVA LALIT BADHABHAI

(57) Abstract :
The present invention provides an improved and industrially feasible process for preparation of Saxagliptin or pharmaceutically acceptable salts thereof. Also provided are the novel intermediates and their use in preparation of Saxagliptin or pharmaceutically acceptable salts thereof.

No. of Pages : 19 No. of Claims : 10

(12) PATENT APPLICATION PUBLICATION
(19) INDIA
(22) Date of filing of Application :18/09/2013
(21) Application No.3020/MUM/2013 A
(43) Publication Date : 03/07/2015

(54) Title of the invention : A JOINT FOR JOINING STRUCTURAL COMPONENTS

(51) International classification	:F16B11/00, E04C3/28
(31) Priority Document No	:NA
(32) Priority Date	:NA
(33) Name of priority country	:NA
(86) International Application No	:NA
Filing Date	:NA
(87) International Publication No	: NA
(61) Patent of Addition to Application Number	:NA
Filing Date	:NA
(62) Divisional to Application Number	:NA
Filing Date	:NA

(71)**Name of Applicant :**
1)DIRECTOR GENERAL, DEFENCE RESEARCH & DEVELOPMENT ORGANIZATION (DRDO)
Address of Applicant :MINISTRY OF DEFENCE, GOV OF INDIA, ROOM NO.348, B - WING, DRDO BHAVAN, RAJAJI MARG, NEW DELHI, 110 105 India
(72)**Name of Inventor :**
1)JOSHI MAKARAND
2)GUPTA AMIT KUMAR

(57) Abstract :
A joint for joining structural components, wherein at least one of the component is a solid component and the other component is a fiber reinforced plastic composite component. The joint includes a slot formed adjacent to the edge of the solid component. The edge is being provided with a double sided taper extending from adjacent to the slot wall in a gradient of about 1:20. The fiber reinforced plastic component is being cast in situ by wrapping the fibers around the slot and around the tapered edge in a gapless manner and casting a polymer under vacuum over the fiber followed by curing to form a wrap around complex composite joint.

No. of Pages : 18 No. of Claims : 8

(12) PATENT APPLICATION PUBLICATION
(21) Application No.3023/MUM/2013 A
(19) INDIA
(22) Date of filing of Application :18/09/2013
(43) Publication Date : 03/07/2015

(54) Title of the invention : SCENARIO BASED TEST DESIGN

(51) International classification :G06F17/30
(31) Priority Document No :NA
(32) Priority Date :NA
(33) Name of priority country :NA
(86) International Application No :NA
Filing Date :NA
(87) International Publication No : NA
(61) Patent of Addition to Application Number :NA
Filing Date :NA
(62) Divisional to Application Number :NA
Filing Date :NA

(71)**Name of Applicant :**
1)TATA CONSULTANCY SERVICES LIMITED
Address of Applicant :Nirmal Building, 9th Floor, Nariman Point, Mumbai, Maharashtra 400021, India
(72)**Name of Inventor :**
1)AUGUSTINE, Nisha A
2)R, Bhanu

(57) Abstract :
The present subject matter relates to software testing. The method comprises obtaining user requirements from a user, the user requirements being indicative of functionalities and features to be incorporated in a software application. Based on the user requirements, at least one test scenario for testing the software application may be identified. The at least one test scenario may include at least one step. Further, based on a first approval received from the user, one or more test cases may be associated with each step of the software application. The first approval is indicative of validity of the at least one test scenario. The one or more test cases may be executed for testing the software, based on a second approval received from the user. The second approval is indicative of validity of the one or more test cases.

No. of Pages : 21 No. of Claims : 10

(12) PATENT APPLICATION PUBLICATION
(19) INDIA
(22) Date of filing of Application :19/09/2013
(21) Application No.3025/MUM/2013 A
(43) Publication Date : 03/07/2015

(54) Title of the invention : A SYSTEM AND METHOD FOR EVALUATING A COGNITIVE LOAD ON A USER CORRESPONDING TO A STIMULUS

(51) International classification	:A61B5/0482, A61B5/04
(31) Priority Document No	:NA
(32) Priority Date	:NA
(33) Name of priority country	:NA
(86) International Application No	:NA
Filing Date	:NA
(87) International Publication No	: NA
(61) Patent of Addition to Application Number	:NA
Filing Date	:NA
(62) Divisional to Application Number	:NA
Filing Date	:NA

(71)**Name of Applicant :**
1)Tata Consultancy Services Limited
Address of Applicant :Nirmal Building, 9th Floor, Nariman Point, Mumbai 400021, MAHARASHTRA, INDIA
(72)**Name of Inventor :**
1)DAS, Diptesh
2)CHATTERJEE, Debatri
3)SINHARAY, Arijit
4)SINHA, Aniruddha

(57) Abstract :
System and method for evaluating a cognitive load on a user, corresponding to a stimulus is disclosed. Electroencephalogram (EEG) data corresponding to the stimulus of a user is received. The stimulus corresponds to a mental task performed by the user. The EEG data is split into a plurality of slots. A slot of the plurality of slots comprises a subset of the EEG data. One or more EEG features are extracted from the subset of the EEG data. The one or more EEG features are represented in one of a frequency domain and a time domain. A plurality of data points present in the one or more EEG features is grouped into two or more clusters using an unsupervised learning technique. The two or more clusters comprise one or more data points of the plurality of data points. The one or more data points correspond to a level of the cognitive load.

No. of Pages : 30 No. of Claims : 21

(12) PATENT APPLICATION PUBLICATION
(21) Application No.2879/MUM/2013 A
(19) INDIA
(22) Date of filing of Application :05/09/2013
(43) Publication Date : 03/07/2015

(54) Title of the invention : SYSTEM AND METHOD FOR GENERATING A PLAN TO COMPLETE A TASK IN COMPUTING ENVIRONMENT

(51) International classification	:G06N5/02, G06F9/48
(31) Priority Document No	:NA
(32) Priority Date	:NA
(33) Name of priority country	:NA
(86) International Application No	:NA
Filing Date	:NA
(87) International Publication No	: NA
(61) Patent of Addition to Application Number	:NA
Filing Date	:NA
(62) Divisional to Application Number	:NA
Filing Date	:NA

(71)**Name of Applicant :**
1)Tata Consultancy Services Limited
Address of Applicant :Nirmal Building, 9th Floor, Nariman Point, Mumbai 400021, MAHARASHTRA, INDIA
(72)**Name of Inventor :**
1)MAITI, Santa
2)MUKHERJEE, Debnath
3)BHOWMICK, Plaban Kumar

(57) Abstract :
System and method for generating plan to complete task by providing framework facilitating use of heterogeneous data sources without altering planning algorithm is disclosed. Method comprises using first dataset comprising logical atoms represented in predicate schema and second dataset comprising database atoms represented in non-predicate schema. Database atoms are represented with path to selectively access database atoms from data sources. Method comprises modification in grammar rule, domain definition and problem statement and selecting and executing task method, task operator, to complete the task. Execution of task operator comprises verifying precondition, assigning variables with values when precondition is valid, modifying (delete and add) the plan state. Execution of task method comprises verifying precondition of task method, assigning variables with values when precondition is valid, decomposing task into sub-tasks, assigning arguments of task method to sub-tasks, adding sub-tasks in task list. Plan is generated based upon execution of all tasks and sub-tasks. [To be published with Figure 3]

No. of Pages : 46 No. of Claims : 20

(12) PATENT APPLICATION PUBLICATION
(21) Application No.3125/MUM/2013 A
(19) INDIA
(22) Date of filing of Application :01/10/2013
(43) Publication Date : 03/07/2015

(54) Title of the invention : AN EASY-TO-READ, MULTI-READING, INFANTOMETER

(51) International classification	:A61B5/107, G01B5/02, G01B3/08
(31) Priority Document No	:NA
(32) Priority Date	:NA
(33) Name of priority country	:NA
(86) International Application No	:NA
Filing Date	:NA
(87) International Publication No	: NA
(61) Patent of Addition to Application Number	:NA
Filing Date	:NA
(62) Divisional to Application Number	:NA
Filing Date	:NA

(71)**Name of Applicant :**
1)NIKHILESH TIWARI
Address of Applicant :1501 EMERALD ISLE II, ROYAL PALMS, GOREGAON EAST, MUMBAI 400065, MAHARASHTRA, INDIA
(72)**Name of Inventor :**
1)NIKHILESH TIWARI

(57) Abstract :
An easy-to-read, multi-reading, infantometer configured to provide at least a reading for an infants height and at least a correlative chart for correlating age and / or weight with said infants height, said infantometer comprising: at least a first frame being a head frame; at least a second frame being a foot frame; at least a flexible surface adapted to be coupled at one end to said at least a first frame and further adapted to be coupled at its other end to said at least a second frame, the quantum of spacing apart of said at least a first frame and said at least a second frame with an infant placed, end to end, therebetween, equating to at least a height (and hence, growth) of said infant; and said at least a flexible surface being characterised by at least an age to height correlation chart and at least an weight to height correlation chart.

No. of Pages : 24 No. of Claims : 25

(12) PATENT APPLICATION PUBLICATION
(21) Application No.3126/MUM/2013 A
(19) INDIA
(22) Date of filing of Application :01/10/2013
(43) Publication Date : 03/07/2015

(54) Title of the invention : AN ELECTRONIC MODULAR AND CUSTOMIZABLE PATHOLOGY TEST FORM CREATION SYSTEM

(51) International classification	:G06Q 50/24
(31) Priority Document No	:NA
(32) Priority Date	:NA
(33) Name of priority country	:NA
(86) International Application No	:NA
Filing Date	:NA
(87) International Publication No	: NA
(61) Patent of Addition to Application Number	:NA
Filing Date	:NA
(62) Divisional to Application Number	:NA
Filing Date	:NA

(71)**Name of Applicant :**
1)GRAMI, MUKESH
Address of Applicant :C-79 AASHIRWAD, 2ND CROSS LANE, LOKHANDWALA COMPLEX, ANDHERI (W), MUMBAI 400 053, MAHARASHTRA, INDIA
(72)**Name of Inventor :**
1)GRAMI, MUKESH

(57) Abstract :
An electronic modular and customizable pathology form creation system comprising: at least a test element database and at least a test element values database adapted to store a list of defined test items and a list of defined test element values, correspondingly; at least a unit element values database adapted to store defined list of units or unit element values per defined test item; at least a format element values database adapted to selected a format for recording test element values, said formats comprising element values, said formats being selected from a group of formats consisting of at least a normal format, at least an optional format, at least a widal format, and at least a sensitivity format; at least an attribute addition mechanism adapted to allow addition of pre-defined attributes per test item; and at least a range definition mechanism adapted to allow defining of ranges for each of said test items.

No. of Pages : 61 No. of Claims : 22

(12) PATENT APPLICATION PUBLICATION
(19) INDIA
(22) Date of filing of Application :06/09/2013
(21) Application No.2905/MUM/2013 A
(43) Publication Date : 03/07/2015

(54) Title of the invention : AN IMPROVED PROCESS FOR PREPARATION OF PYRROLEDERIVATIVES

(51) International classification :C07D207/30
(31) Priority Document No :NA
(32) Priority Date :NA
(33) Name of priority country :NA
(86) International Application No :NA
Filing Date :NA
(87) International Publication No : NA
(61) Patent of Addition to Application Number :NA
Filing Date :NA
(62) Divisional to Application Number :NA
Filing Date :NA

(71)**Name of Applicant :**
1)CADILA HEALTHCARE LIMITED
Address of Applicant :CADILA HEALTHCARE LIMITED ZYDUS TOWER, SATELLITE CROSS ROADS AHMEDABAD-380015 Gujarat India
(72)**Name of Inventor :**
1)DWIVEDI SHRI PRAKASH DHAR
2)SINGH RAMESH CHANDRA
3)PATEL JAGDISH MAGANLAL
4)PATEL VIKAS
5)TRIPATHI VISHWADEEPAK RAMA PATI
6)GANGWAR PRANAV JITENDRA

(57) Abstract :
The present invention relates to an improved process for the preparation of pyrroles derivatives having hypolipidemic and hypocholesteremic activities. In particular, the invention relates to an improved process for the preparation of 2-ethoxy-3-(4-(2-(2-methyl-5-(4-(methylthio)phenyl)-1H-pyrrol-1-yl)ethoxy) phenyl)propanoate and its pharmaceutically acceptable salts, hydrates, solvates, polymorphs or intermediates thereof. The invention also relates to an improved process for the preparation of mesylate compound (A1).

No. of Pages : 58 No. of Claims : 33

(12) PATENT APPLICATION PUBLICATION
(19) INDIA
(22) Date of filing of Application :02/10/2013
(21) Application No.3130/MUM/2013 A
(43) Publication Date : 03/07/2015

(54) Title of the invention : HERBOMINERAL FORMULATION FOR TREATMENT OF KIDNEY STONE PROBLEMS

(51) International classification	:A61K36/88, a61k 9/00
(31) Priority Document No	:NA
(32) Priority Date	:NA
(33) Name of priority country	:NA
(86) International Application No	:NA
Filing Date	:NA
(87) International Publication No	: NA
(61) Patent of Addition to Application Number	:NA
Filing Date	:NA
(62) Divisional to Application Number	:NA
Filing Date	:NA

(71)**Name of Applicant :**
1)Devanand Vatuji Meshram
Address of Applicant :C/O Gedam Sir, Dandge Layout, Chandur Road, Nandgaon Khandeshwar Dist. Amravati (M.S) Maharashtra India
(72)**Name of Inventor :**
1)Devanand Vatuji Meshram

(57) Abstract :
Following invention provides product and methodology for preparation of herbomineral composition for disintegration and removal of kidney stone from human body without performing therapies like operation or extracorporeal lithotripsy etc. comprising mainly of lime stone, lactic acid bacteria and citric acid. Initially prepared the freeze dried powders of Lactic acid bacteria. This freeze dried powders mix with mentioned ingredients. This ready powder can be mixed with water before consumption. For the purpose of preparation of the said composition initially prepared the freeze dried powders of Lactic acid bacteria. This freeze dried powders mix with mentioned ingredients. This ready powder can be mixed with water before consumption.

No. of Pages : 6 No. of Claims : 7

(12) PATENT APPLICATION PUBLICATION
(21) Application No.3132/MUM/2013 A
(19) INDIA
(22) Date of filing of Application :03/10/2013
(43) Publication Date : 03/07/2015

(54) Title of the invention : ASSEMBLY FOR MECHANICALLY INTERLOCKING TWO CIRCUIT BREAKERS

(51) International classification	:H01H9/26	(71)**Name of Applicant :**
(31) Priority Document No	:NA	**1)LARSEN & TOUBRO LIMITED**
(32) Priority Date	:NA	Address of Applicant :LARSEN & TOUBRO LIMITED L&T HOUSE, BALLARD ESTATE, P. O. BOX: 278, MUMBAI 400 001, Maharashtra India
(33) Name of priority country	:NA	
(86) International Application No	:NA	
Filing Date	:NA	(72)**Name of Inventor :**
(87) International Publication No	: NA	**1)HARIKRISHNAN MANNATIL**
(61) Patent of Addition to Application Number	:NA	
Filing Date	:NA	
(62) Divisional to Application Number	:NA	
Filing Date	:NA	

(57) Abstract :
Disclosed is an assembly for mechanically interlocking two circuit breakers for preventing simultaneous closure of the two circuit breakers. The assembly comprises a base plate disposed on the circuit breaker, and an actuator removably coupled with a spacer. The actuator is capable of receiving actuation from the spacer thereby converting the rotatory motion of the spacer to a linear motion. Further, the assembly includes a coupler hinged on the base plate, wherein the coupler is capable of being rotated with the sliding motion of the actuator. Furthermore, the assembly includes a cable anchored to the base plate and connected to the coupler, wherein the cable connects couplers of the two circuit breakers for transferring motion therebetween.

No. of Pages : 25 No. of Claims : 3

(12) PATENT APPLICATION PUBLICATION
(19) INDIA
(22) Date of filing of Application :03/10/2013
(21) Application No.3135/MUM/2013 A
(43) Publication Date : 03/07/2015

(54) Title of the invention : MULTI-SPEED PLANETARY GEARBOX

(51) International classification :F16H3/62
(31) Priority Document No :NA
(32) Priority Date :NA
(33) Name of priority country :NA
(86) International Application No :NA
Filing Date :NA
(87) International Publication No : NA
(61) Patent of Addition to Application Number :NA
Filing Date :NA
(62) Divisional to Application Number :NA
Filing Date :NA

(71)**Name of Applicant :**
1)DIRECTOR GENERAL, DEFENCE RESEARCH & DEVELOPMENT ORGANIZATION
Address of Applicant :MINISTRY OF DEFENCE, GOVT. OF INDIA, ROOM NO. 348, B-WING, DRDO BHAWAN, RAJAJI MARG, NEW DELHI-110 105. India
(72)**Name of Inventor :**
1)PATEL AJAY KUMAR
2)MUKHERJEE ALOK
3)PATHAK MRIDUKANT
4)SINGH PURNANAND
5)BANSAL ANUPAM

(57) Abstract :
A multi-speed planetary gearbox includes a input shaft, a first planetary gear arrangement, a second planetary gear arrangement and at least one connecting element. The first planetary gear arrangement includes a first sun gear mounted and rotates with a first shaft, at least one first planet gear rotatably engaged with the sun gear and connected to a first carrier and a first annulus engaged with the first planet gear. The second planetary gear arrangement coupled to first planetary gear arrangement and includes a second sun gear, at least one second planet gear connected to a second carrier mounted on a second shaft and a second annulus. The connecting element selectively connects the second annulus to the second carrier such that the output shaft rotates at a first speed and further selectively connects the first carrier to the second annulus such that the output shaft rotates at a second speed.

No. of Pages : 21 No. of Claims : 5

(12) PATENT APPLICATION PUBLICATION
(19) INDIA
(22) Date of filing of Application :24/07/2013
(21) Application No.2464/MUM/2013 A
(43) Publication Date : 03/07/2015

(54) Title of the invention : UPLINK TRANSMISSION SCHEDULING FOR WIRELESS COMMUNICATION NETWORKS

(51) International classification	:H04W72/04	(71)**Name of Applicant :**
(31) Priority Document No	:NA	**1)TATA CONSULTANCY SERVICES LIMITED**
(32) Priority Date	:NA	Address of Applicant :Nirmal Building, 9th Floor, Nariman Point, Mumbai-400021, Maharashtra India
(33) Name of priority country	:NA	(72)**Name of Inventor :**
(86) International Application No	:NA	**1)RATH, Hemant Kumar**
Filing Date	:NA	**2)SENGUPTA, Munmun**
(87) International Publication No	: NA	**3)SIMHA, Anantha**
(61) Patent of Addition to Application Number	:NA	
Filing Date	:NA	
(62) Divisional to Application Number	:NA	
Filing Date	:NA	

(57) Abstract :
A method for uplink scheduling over a communication channel in a communication network (100) including at least one UE (106) and an eNodeB (104), is described. The method comprises determining whether the UE (106) is associated with at least one of Guaranteed Bit Rate (GBR) bearers and non-Guaranteed Bit Rate (non-GBR) bearers. Based on the determining, for each of the GBR-bearers and the non-GBR-bearers, computing a demand for resources for establishing an uplink communication, wherein the demand is computed based physical layer characteristics and transport layer characteristics associated with the communication channel. The demand computed is communicated as a request message to the eNodeB (104). In response to the request message, receiving an allocation of the resources for uplink scheduling from the eNodeB (104).

No. of Pages : 38 No. of Claims : 15

(12) PATENT APPLICATION PUBLICATION
(21) Application No.2750/MUM/2013 A
(19) INDIA
(22) Date of filing of Application :22/08/2013
(43) Publication Date : 03/07/2015

(54) Title of the invention : EVALUATION OF E-GOVERNANCE MATURITY OF AN ORGANIZATION

(51) International classification	:G06Q 10/00
(31) Priority Document No	:NA
(32) Priority Date	:NA
(33) Name of priority country	:NA
(86) International Application No	:NA
Filing Date	:NA
(87) International Publication No	: NA
(61) Patent of Addition to Application Number	:NA
Filing Date	:NA
(62) Divisional to Application Number	:NA
Filing Date	:NA

(71)**Name of Applicant :**
1)TATA CONSULTANCY SERVICES LIMITED
Address of Applicant :Nirmal Building, 9th Floor, Nariman Point, Mumbai, Maharashtra 400021 India
(72)**Name of Inventor :**
1)MHATRE, Suresh Madhav

(57) Abstract :
Method(s) and system(s) (100) for evaluation of e-governance maturity of an organization are described herein. The e-governance maturity is characterized by the plurality of maturity determination factors. In an implementation, user inputs corresponding to multiple parameters for each maturity determination factor may be received. A factor score for each maturity determination factor may be computed based on corresponding user inputs and scoring rules. Further, the factor score is indicative of maturity of the organization for a given maturity determination factor. Based on the factor score for each maturity determination factor, a final maturity score of the organization is determined. The final maturity score being indicative of an e-governance maturity level of the organization. The e-governance maturity level is indicative of an extent of maturity of the organization regarding implementation of information technology with respect to the maturity determination factors.

No. of Pages : 27 No. of Claims : 16

(12) PATENT APPLICATION PUBLICATION
(21) Application No.2751/MUM/2013 A
(19) INDIA
(22) Date of filing of Application :23/08/2013
(43) Publication Date : 03/07/2015

(54) Title of the invention : METHOD FOR INCREASING CALORIFIC VALUE OF LOW-GRADE COALS

(51) International classification	:C10F5/00	(71)**Name of Applicant :**
(31) Priority Document No	:NA	**1)KUNIMICHI SATO**
(32) Priority Date	:NA	Address of Applicant :2-20-2, MINAMIDAI, NAKANO-KU, TOKYO, Japan
(33) Name of priority country	:NA	
(86) International Application No	:NA	(72)**Name of Inventor :**
Filing Date	:NA	**1)KUNIMICHI SATO**
(87) International Publication No	: NA	
(61) Patent of Addition to Application Number	:NA	
Filing Date	:NA	
(62) Divisional to Application Number	:NA	
Filing Date	:NA	

(57) Abstract :

To provide less expensive and non-polluting coals of which calorific values are increased by improving composition of coals having high moisture content and low fire power, such as peat and lignite, to thereby increase combustion calorie. Materials of coals are heated in a predetermined temperature range in an oxygen-free atmosphere while injecting inactive gas, and elements except for carbon in the atmosphere and in the coals are individually separated by thermal decomposition in the order from an element having a lower decomposition temperature at a temperature of 450 degrees C or lower so as to obtain upgraded coals. Since the carbon composing the upgraded coals has strong activity, the upgraded coals have quality equivalent or greater than that of the coal of ordinary quality and demonstrate combustion efficiency that has been significantly improved from those of the materials before upgrading.

No. of Pages : 13 No. of Claims : 3

(12) PATENT APPLICATION PUBLICATION
(21) Application No.3170/MUM/2013 A
(19) INDIA
(22) Date of filing of Application :04/10/2013
(43) Publication Date : 03/07/2015

(54) Title of the invention : MULTIFACETED PLASTIC BOTTLE CRUSHING DEVICE

(51) International classification	:B30B9/32	(71)**Name of Applicant :**
(31) Priority Document No	:NA	**1)Christopher Rosario**
(32) Priority Date	:NA	Address of Applicant :D1/002, HP Nagar, West, Mahul Road, Chembur, Mumbai 400074, MAHARASHTRA, INDIA.
(33) Name of priority country	:NA	(72)**Name of Inventor :**
(86) International Application No	:NA	**1)Christopher Rosario**
Filing Date	:NA	
(87) International Publication No	: NA	
(61) Patent of Addition to Application Number	:NA	
Filing Date	:NA	
(62) Divisional to Application Number	:NA	
Filing Date	:NA	

(57) Abstract :
Exemplary embodiment of the present disclosure is directed towards a multifaceted plastic bottle crushing device. The device includes a sponsor details display configured to display one or more details related to a sponsor at a specified area on a front face of a bottle crushing device, a branding display configured to display at least one of messages, advertisements, and offers at a specified area on the front face of the bottle crushing device, a flake collection bin configured to visualize ruptured flakes inside the bottle crusher and an electronic weighing scale positioned below the flake collection bin configured to display a weight state of the bottle crushing device.

No. of Pages : 12 No. of Claims : 9

(12) PATENT APPLICATION PUBLICATION
(19) INDIA
(22) Date of filing of Application :24/07/2013
(21) Application No.2459/MUM/2013 A
(43) Publication Date : 03/07/2015

(54) Title of the invention : VACUUM ASSISTED FOLLICLE EXTRACTION DEVICE & PROCEDURE

(51) International classification :A61B10/06,A61B17/00
(31) Priority Document No :NA
(32) Priority Date :NA
(33) Name of priority country :NA
(86) International Application No :NA
Filing Date :NA
(87) International Publication No : NA
(61) Patent of Addition to Application Number :NA
Filing Date :NA
(62) Divisional to Application Number :NA
Filing Date :NA

(71)**Name of Applicant :**
1)DR. ANIL KUMAR GARG
Address of Applicant :104, DILPASAND TOWER, 12/1 RB BHANDARI MARG, RACE COURSE RD, INDORE, 452001 Madhya Pradesh India
(72)**Name of Inventor :**
1)DR. ANIL KUMAR GARG

(57) Abstract :
The present invention relates to a device and a method for vacuum assisted extraction of hair follicles for hair transplantation. The present system and method uses two types of punches to ensure decrease in the follicular transaction rate and reduces the damage to hair follicles thereby improves the yield and quality of transplantable follicular units. In this system one more advantage is that follicles are extracted directly in graft storage media, so follicles survival is increased and graft damage is avoided.

No. of Pages : 14 No. of Claims : 9

(12) PATENT APPLICATION PUBLICATION
(19) INDIA
(22) Date of filing of Application :11/09/2013
(21) Application No.2921/MUM/2013 A
(43) Publication Date : 03/07/2015

(54) Title of the invention : INHALER DEVICE

(51) International classification	:A61M 15/00
(31) Priority Document No	:NA
(32) Priority Date	:NA
(33) Name of priority country	:NA
(86) International Application No	:NA
Filing Date	:NA
(87) International Publication No	: NA
(61) Patent of Addition to Application Number	:NA
Filing Date	:NA
(62) Divisional to Application Number	:NA
Filing Date	:NA

(71)**Name of Applicant :**
1)CADILA HEALTHCARE LIMITED
Address of Applicant :SARKHEJ-BAVLA N.H. NO. 8A, MORAIYA, TAL. SANAND, DIST. AHMEDABAD-382210, Gujarat, India
(72)**Name of Inventor :**
1)NAVALE PRASHANT NARAYAN

(57) Abstract :
The invention relates to an inhaler device for use with an aerosol vial. An inhaler device for apportioned delivery of sprayable inhaler medicaments, the device having an indexing assembly comprises an indexing drum driving arm and indexing strip which slide on the inner surface of the housing towards the open end of the tubular housing.

No. of Pages : 21 No. of Claims : 10

(12) PATENT APPLICATION PUBLICATION
(21) Application No.3147/MUM/2013 A
(19) INDIA
(22) Date of filing of Application :03/10/2013
(43) Publication Date : 03/07/2015

(54) Title of the invention : METHOD AND SYSTEM FOR IDENTIFYING PREDETERMINED NUMBER OF FOREST SUB-GRAPHS IN A GRAPH

(51) International classification :G06F17/00
(31) Priority Document No :NA
(32) Priority Date :NA
(33) Name of priority country :NA
(86) International Application No :NA
Filing Date :NA
(87) International Publication No : NA
(61) Patent of Addition to Application Number :NA
Filing Date :NA
(62) Divisional to Application Number :NA
Filing Date :NA

(71)**Name of Applicant :**
1)NITIN SADASHIV BHAGAT
Address of Applicant :3 MANIK PRABHU, 117 MODEL TOWN, VERSOVA, ANDHERI (WEST), MUMBAI, PIN 400053. Maharashtra India
(72)**Name of Inventor :**
1)NITIN SADASHIV BHAGAT

(57) Abstract :
The present disclosure is related to method and system for identifying predetermined number of forest sub-graphs in a graph. In the complete graph, one or more super nodes and super paths are identified. The one or more super paths incident on each super node is identified to form incident set. Upon identifying one or more incident sets, the first product is performed between each incident set excluding incident sets of one or more root super nodes to obtain first and second result set. The second product is performed between each composition set in each element of second result set to obtain one or more edges. The one or more edges are removed from complete graph to obtain predetermined number of forest sub-graphs.

No. of Pages : 30 No. of Claims : 16

(12) PATENT APPLICATION PUBLICATION
(19) INDIA
(22) Date of filing of Application :03/10/2013
(21) Application No.3148/MUM/2013 A
(43) Publication Date : 03/07/2015

(54) Title of the invention : PREPARATION OF EPA AND DHA

(51) International classification	:C11C1/00, C07C51/487
(31) Priority Document No	:NA
(32) Priority Date	:NA
(33) Name of priority country	:NA
(86) International Application No	:NA
Filing Date	:NA
(87) International Publication No	: NA
(61) Patent of Addition to Application Number	:NA
Filing Date	:NA
(62) Divisional to Application Number	:NA
Filing Date	:NA

(71)**Name of Applicant :**
1)PRAJ INDUSTRIES LIMITED
Address of Applicant :PRAJ HOUSE, BAVDHAN, PUNE - 411021, Maharashtra India
(72)**Name of Inventor :**
1)MANGESH GANESH KULKARNI
2)PRAMOD RAMCHANDRA PATIL
3)AMIT MADANLAL KATARIYA

(57) Abstract :
A process for the preparation of a composition of EPA and DHA from fish oil is disclosed. The process comprises multiple steps of molecular distillation of the fractions of fish oil and has several advantages leading to formation of different compositions having substantially enriched EPA and DHA that may be used for nutraceutical products.

No. of Pages : 23 No. of Claims : 17

(12) PATENT APPLICATION PUBLICATION
(21) Application No.3152/MUM/2013 A
(19) INDIA
(22) Date of filing of Application :03/10/2013
(43) Publication Date : 03/07/2015

(54) Title of the invention : MONITORING PHYSIOLOGICAL PARAMETERS

(51) International classification	:A61B5/00, A61B5/021
(31) Priority Document No	:NA
(32) Priority Date	:NA
(33) Name of priority country	:NA
(86) International Application No	:NA
Filing Date	:NA
(87) International Publication No	: NA
(61) Patent of Addition to Application Number	:NA
Filing Date	:NA
(62) Divisional to Application Number	:NA
Filing Date	:NA

(71)**Name of Applicant :**
1)TATA CONSULTANCY SERVICES LIMITED
Address of Applicant :Nirmal Building, 9th Floor, Nariman Point, Mumbai, Maharashtra 400021 India
(72)**Name of Inventor :**
1)VISVANATHAN, Aishwarya
2)SINHA, Aniruddha
3)PAL, Arpan
4)BANERJEE, Rohan

(57) Abstract :
A method for monitoring physiological parameters associated with a subject using a hand held device (100) is described herein. In an implementation, the method includes obtaining a plurality of sample photoplethysmographic (PPG) features associated with a sample subject, from a video of a body part (128) of the sample subject. From among the plurality of sample PPG features, at least one relevant sample PPG feature associated with the physiological parameter, is selected based on a ground truth value of the physiological parameter for the subject. Further, based on the at least one relevant sample PPG feature and the ground truth value of the physiological parameter, a mathematical model indicative of a correlation between the relevant sample PPG feature and the physiological parameter, is determined. The mathematical model can be deployed for monitoring the physiological parameter in real time.

No. of Pages : 32 No. of Claims : 17

(12) PATENT APPLICATION PUBLICATION
(19) INDIA
(22) Date of filing of Application :22/08/2013
(21) Application No.2745/MUM/2013 A
(43) Publication Date : 03/07/2015

(54) Title of the invention : PROCESS FOR PREPARATION OF LOPINAVIR INTERMEDIATE

(51) International classification	:A61K31/513, C07D239/10
(31) Priority Document No	:NA
(32) Priority Date	:NA
(33) Name of priority country	:NA
(86) International Application No	:NA
Filing Date	:NA
(87) International Publication No	: NA
(61) Patent of Addition to Application Number	:NA
Filing Date	:NA
(62) Divisional to Application Number	:NA
Filing Date	:NA

(71)**Name of Applicant :**
1)LUPIN LIMITED
Address of Applicant :159 CST ROAD, KALINA, SANTACRUZ (EAST), MUMBAI-400 098, STATE OF MAHARASHTRA, INDIA
(72)**Name of Inventor :**
1)MAHAJAN, PRAVIN, RAGUNATH
2)SINGH, GURVINDER, PAL
3)RAY, PURNA, CHANDRA
4)KARNALKAR, DABEER, RAUF

(57) Abstract :
The present invention provides aprocess for the preparation of lopinavir intermediate (2S,3S,5S)-2-Amino-3-hydroxy-5-[2S-(l-tetrahydro-pyrimid-2- onyl)-3-methyl butanoyl]amino-l,6-diphenylhexane (S)-Pyroglutamic acid salt(II) comprising: (a) N-debenzylation of (2S,3S,5S)-2-N,N-dibenzylamino-3-hydroxy- 5-[2S-(l-tetrahydro-pyrimid-2-onyl)-3-methyl butanoyl]amino-1,6-diphenylhexane (III) to get (2S,3S,5S)-2-amino-3-hydroxy-5-[2S-(l-tetrahydro-pyrimid-2-onyl)-3-methyl butanoyI]amino-l,6-diphenylhexane (IV) in the presence of transition metal catalyst on activated carbonand formic acid salt in alcoholic solvent, (b) treatment of the reaction mixture with aqueous inorganic base and (c) reaction with L-pyroglutamic acid.

No. of Pages : 14 No. of Claims : 14

(12) PATENT APPLICATION PUBLICATION
(21) Application No.2747/MUM/2013 A
(19) INDIA
(22) Date of filing of Application :22/08/2013
(43) Publication Date : 03/07/2015

(54) Title of the invention : MOISTENER COLUMN DOOR COMPRESSION STRUCTURE FOR COTTON HARVESTER ROW UNIT

(51) International classification :A01D46/16
(31) Priority Document No :13/600938
(32) Priority Date :31/08/2012
(33) Name of priority country :U.S.A.
(86) International Application No :NA
Filing Date :NA
(87) International Publication No : NA
(61) Patent of Addition to Application Number :NA
Filing Date :NA
(62) Divisional to Application Number :NA
Filing Date :NA

(71)**Name of Applicant :**
1)DEERE & COMPANY
Address of Applicant :ONE JOHN DEERE PLACE, MOLINE, ILLINOIS, 61265-8098, U.S.A.
(72)**Name of Inventor :**
1)JACOBSON MARCUS A
2)VOLLMERS MARK B
3)SCHREINER JOEL M

(57) Abstract :
A row unit for a cotton harvester is disclosed. The cotton harvester is adapted for forward movement through a field to harvest cotton planted in rows in the field. The row unit includes a unit housing defining a row receiving area and a cotton exiting area. A moistener column door is pivotally coupled to the unit housing. A compression structure is coupled to the unit housing and configured to exert a pre-load on the moistener column door, placing the moistener column door in a closed position. The compression structure is configured to yield to a cotton plug pressure that exceeds the pre-load, which pivots the moistener column door to an open position. When the pre-load exceeds the cotton plug pressure, the compression structure is configured to return the moistener column door to the closed position.

No. of Pages : 19 No. of Claims : 20

(12) PATENT APPLICATION PUBLICATION
(19) INDIA
(22) Date of filing of Application :22/08/2013
(21) Application No.2749/MUM/2013 A
(43) Publication Date : 03/07/2015

(54) Title of the invention : APPOINTMENT SCHEDULING

(51) International classification :G06F9/46,G06Q10/10
(31) Priority Document No :NA
(32) Priority Date :NA
(33) Name of priority country :NA
(86) International Application No :NA
Filing Date :NA
(87) International Publication No : NA
(61) Patent of Addition to Application Number :NA
Filing Date :NA
(62) Divisional to Application Number :NA
Filing Date :NA

(71)**Name of Applicant :**
1)TATA CONSULTANCY SERVICES LIMITED
Address of Applicant :Nirmal Building, 9th Floor, Nariman Point, Mumbai, Maharashtra 400021 India
(72)**Name of Inventor :**
1)SHAH, Viral Prakash
2)DORNALA, Vinayak
3)JAIN, Rahul

(57) Abstract :
System and method for scheduling of appointments are described. In one implementation, the described method is implemented in a system at an organization, where the method includes obtaining request from at least one customer for scheduling the appointment in a local appointment server (106). Further, the method includes determining, based on the request, availability of a time slot from the local appointment server (106), for scheduling the appointment, where the local appointment server (106) stores a plurality of appointments scheduled at the organization; and scheduling the appointment in the local appointment server (106) with attributes associated with the at least one customer, based on the availability. The method also includes updating the scheduled appointment to a central appointment server (110) that stores a plurality of appointments scheduled at a plurality of organizations.

No. of Pages : 35 No. of Claims : 24

(12) PATENT APPLICATION PUBLICATION
(21) Application No.3180/MUM/2013 A
(19) INDIA
(22) Date of filing of Application :07/10/2013
(43) Publication Date : 03/07/2015

(54) Title of the invention : METHOD AND SYSTEM FOR REDUCING DELAY FOR AUTHENTICATION DURING HANDOVER IN NEXT GENERATION NETWORKS

(51) International classification	:H04L29/06, H04L9/32
(31) Priority Document No	:NA
(32) Priority Date	:NA
(33) Name of priority country	:NA
(86) International Application No	:NA
Filing Date	:NA
(87) International Publication No	: NA
(61) Patent of Addition to Application Number	:NA
Filing Date	:NA
(62) Divisional to Application Number	:NA
Filing Date	:NA

(71)**Name of Applicant :**
1)Bhavna D. Ambudkar
Address of Applicant :A2-102, Swapnanagari, Udyamnagar, Pimpri, Pune 411018, MAHARASHTRA, INDIA
2)Ashwinikumar P. Dhande
(72)**Name of Inventor :**
1)Bhavna D. Ambudkar
2)Ashwinikumar P. Dhande

(57) Abstract :
Disclosed herein is a method and system for enablement of a protocol that dynamically allows reducing latency in authentication during handover in next generation networks and further provides for optimization of spectrum usage irrespective of the service provider to serve best purpose of the transmission at any instant

No. of Pages : 19 No. of Claims : 10

(12) PATENT APPLICATION PUBLICATION
(21) Application No.2956/MUM/2013 A
(19) INDIA
(22) Date of filing of Application :12/09/2013
(43) Publication Date : 03/07/2015

(54) Title of the invention : A NOVEL PROCESS FOR SYNTHESIS OF DEFERASIROX

(51) International classification :C07D249/08
(31) Priority Document No :NA
(32) Priority Date :NA
(33) Name of priority country :NA
(86) International Application No :NA
Filing Date :NA
(87) International Publication No : NA
(61) Patent of Addition to Application Number :NA
Filing Date :NA
(62) Divisional to Application Number :NA
Filing Date :NA

(71)**Name of Applicant :**
1)LUPIN LIMITED
Address of Applicant :159 CST ROAD, KALINA, SANTACRUZ (EAST), MUMBAI-400 098, STATE OF MAHARASHTRA, INDIA
(72)**Name of Inventor :**
1)ROY, BHAIRAB, NATH
2)SINGH GIRIJ, PAL
3)LATHI, PIYUSH, SURESH
4)AGRAWAL, MANOJ, KUNJBIHARI

(57) Abstract :
The invention relates to metal mediated synthesis of Deferasirox 4-[3,5-bis(2-hydroxyphenyl)-lH-l,2,4-traizol-lyl] benzoic acid, [I], an iron chelating agent, synthesized from 1, 2, 4-triazole. The process involves Preparation of 3,5-dibromo-lH-l,2,4-traizole (II) from 1,2,4 triazole; reaction of compound (II) with benzyl bromide to form l-benzyl-3,5-dibromo-lH-l,2,4-traizoIe (III); reaction of compound (III) and (2-methoxyphenyl)boronic acid to give l-benzyl-3,5-bis[2-methoxyphenyl)-lH-l,2,4-traizole (IV); compound (IV) being reacted with suitable reactants to give compound (V); reacting compound (V) with (4-(methoxycarbonyl)phenyl)boronic acid to give compound (VI); and deprotection of compound (VI) to give compound [I]. A further process involves preparation of 3,5-dibromo lH-l,2,4triazole (II) from 1,2,4-traizoIe; reacting 3,5-dibromo lH-l,2,4triazole (II) and (4-(methoxycarbonyl)phenyI)boronic acid to form methyl 4-(3,5-dibromo-lH-l,2,4-triazol-l-yI)benzoate (VII) ; reaction of methyl 4-(3,5-dibromo-lH-l,2,4-triazol-l-yl)benzoate (VII) and (2-methoxyphenyl)boronic acid to form Synthesis of 4-(3,5-bis(2-methoxyphenyI)-lH-l,2,4-triazol-l-yl)benzoate (VI); deprotection of methyl 4-(3,5-bis(2-methoxyphenyl)-lH-l,2,4-triazol-l-yl)benzoate (VI) to form deferasirox (I). The invention also includes intermediates formed in the process of preparation of Deferasirox.

No. of Pages : 39 No. of Claims : 35

(12) PATENT APPLICATION PUBLICATION
(19) INDIA
(22) Date of filing of Application :09/10/2013
(21) Application No.3190/MUM/2013 A
(43) Publication Date : 03/07/2015

(54) Title of the invention : A SINGLE COMPRESSION SYSTEM AND PROCESS FOR CAPTURING CARBON DIOXIDE

(51) International classification :C01B3/36,B01D53/62, B01D53/34
(31) Priority Document No :NA
(32) Priority Date :NA
(33) Name of priority country :NA
(86) International Application No :NA
Filing Date :NA
(87) International Publication No : NA
(61) Patent of Addition to Application Number :NA
Filing Date :NA
(62) Divisional to Application Number :NA
Filing Date :NA

(71)**Name of Applicant :**
1)RELIANCE INDUSTRIES LIMITED
Address of Applicant :3RD FLOOR, MAKER CHAMBER-IV 222, NARIMAN POINT, MUMBAI-400021, MAHARASHTRA, INDIA
(72)**Name of Inventor :**
1)AMTE VINAY
2)DAS ASIT KUMAR
3)SENGUPTA SURAJIT
4)YADAV MANOJ
5)MANDAL SUKUMAR
6)PAL ALOK
7)GUPTA AJAY
8)BHUJADE RAMESH
9)AKURI SATYANARAYANA REDDY
10)DONGARA RAJESHWER

(57) Abstract :
The present disclosure provides a single compression system (100) and process for capturing carbon dioxide (CO2) from a flue gas stream containing CO2, in that, the disclosure also provides a process for the regeneration of the carbon dioxide capture media.

No. of Pages : 26 No. of Claims : 23

(12) PATENT APPLICATION PUBLICATION
(19) INDIA
(22) Date of filing of Application :09/10/2013
(21) Application No.3191/MUM/2013 A
(43) Publication Date : 03/07/2015

(54) Title of the invention : A MULTI-COMPRESSION SYSTEM AND PROCESS FOR CAPTURING CARBON DIOXIDE

(51) International classification	:C01B3/36, C01B31/24, C01B31/20
(31) Priority Document No	:NA
(32) Priority Date	:NA
(33) Name of priority country	:NA
(86) International Application No	:NA
Filing Date	:NA
(87) International Publication No	: NA
(61) Patent of Addition to Application Number	:NA
Filing Date	:NA
(62) Divisional to Application Number	:NA
Filing Date	:NA

(71)**Name of Applicant :**
1)RELIANCE INDUSTRIES LIMITED
Address of Applicant :3RD FLOOR, MAKER CHAMBER-IV 222, NARIMAN POINT, MUMBAI-400021, MAHARASHTRA, INDIA
(72)**Name of Inventor :**
1)AMTE VINAY
2)DAS ASIT KUMAR
3)SENGUPTA SURAJIT
4)YADAV MANOJ
5)MANDAL SUKUMAR
6)PAL ALOK
7)GUPTA AJAY
8)BHUJADE RAMESH
9)AKURI SATYANARAYANA REDDY
10)DONGARA RAJESHWER

(57) Abstract :
The present disclosure provides a multiple-compression system (100) and process for capturing carbon dioxide (CO2) from a flue gas stream containing CO2, in that, the disclosure also provides a process for the regeneration of the carbon dioxide capture media.

No. of Pages : 32 No. of Claims : 23

(12) PATENT APPLICATION PUBLICATION
(19) INDIA
(22) Date of filing of Application :09/10/2013

(21) Application No.3192/MUM/2013 A
(43) Publication Date : 03/07/2015

(54) Title of the invention : A MULTI-COMPRESSION SYSTEM AND PROCESS FOR CAPTURING CARBON DIOXIDE

(51) International classification	:C01B3/36, C01B31/24, C01B31/20
(31) Priority Document No	:NA
(32) Priority Date	:NA
(33) Name of priority country	:NA
(86) International Application No	:NA
Filing Date	:NA
(87) International Publication No	: NA
(61) Patent of Addition to Application Number	:NA
Filing Date	:NA
(62) Divisional to Application Number	:NA
Filing Date	:NA

(71)**Name of Applicant :**
1)RELIANCE INDUSTRIES LIMITED
Address of Applicant :3RD FLOOR, MAKER CHAMBER-IV 222, NARIMAN POINT, MUMBAI-400021, MAHARASHTRA, INDIA
(72)**Name of Inventor :**
1)AMTE VINAY
2)DAS ASIT KUMAR
3)SENGUPTA SURAJIT
4)YADAV MANOJ
5)MANDAL SUKUMAR
6)PAL ALOK
7)GUPTA AJAY
8)BHUJADE RAMESH
9)AKURI SATYANARAYANA REDDY
10)DONGARA RAJESHWER

(57) Abstract :
The present disclosure provides a multiple compression system (100) and process for capturing carbon dioxide (C02) from a flue gas stream containing C02 using an carbon dioxide capture media, in that, the disclosure also provides a process for the regeneration of the capture media.

No. of Pages : 33 No. of Claims : 28

(12) PATENT APPLICATION PUBLICATION
(21) Application No.3195/MUM/2013 A
(19) INDIA
(22) Date of filing of Application :09/10/2013
(43) Publication Date : 03/07/2015

(54) Title of the invention : NOVEL COMPOSITION OF ASHLESS ENERGY EFFICIENT COMPRESSOR OIL, AND COMPRESSOR OIL ADDITIVE COMPOSITION

(51) International classification	:C10M 169/00,C10M 107/00, C10M129/26
(31) Priority Document No	:NA
(32) Priority Date	:NA
(33) Name of priority country	:NA
(86) International Application No	:NA
Filing Date	:NA
(87) International Publication No	: NA
(61) Patent of Addition to Application Number	:NA
Filing Date	:NA
(62) Divisional to Application Number	:NA
Filing Date	:NA

(71)**Name of Applicant :**
1)Indian Oil Corporation Limited
Address of Applicant :G-9, Ali Yavar Jung Marg, Bandra (East), Mumbai-400 051 (IN) Maharashtra India
(72)**Name of Inventor :**
1)JAISWAL, A. K.
2)TRIPATHI, Chankya
3)BHADHAVATH, Sankar
4)HARINARAIN, A. K.
5)SAXENA, Deepak
6)MOOKKEN, R. T.
7)BASU, B.
8)MALHOTRA, R. K.

(57) Abstract :
The present invention discloses a novel composition of ashless energy efficient compressor oil. The compressor oil composition of the present invention provides energy savings with excellent thermal and oxidation stability and reduced carbon deposits.

No. of Pages : 24 No. of Claims : 19

(12) PATENT APPLICATION PUBLICATION
(19) INDIA
(22) Date of filing of Application :13/09/2013
(21) Application No.2972/MUM/2013 A
(43) Publication Date : 03/07/2015

(54) Title of the invention : AN APPARATUS FOR PREPARING CURD

(51) International classification	:A01J25/08, A01J25/06
(31) Priority Document No	:NA
(32) Priority Date	:NA
(33) Name of priority country	:NA
(86) International Application No	:NA
Filing Date	:NA
(87) International Publication No	: NA
(61) Patent of Addition to Application Number	:NA
Filing Date	:NA
(62) Divisional to Application Number	:NA
Filing Date	:NA

(71)**Name of Applicant :**
1)RAJARAMBAPU INSTITUTE OF TECHNOLOGY
Address of Applicant :RAJARAMNAGAR, ISLAMPUR, DIST. SANGLI - 415414, MAHARASHTRA, INDIA.
(72)**Name of Inventor :**
1)KAKADE ANANDRAO BAJIRAO

(57) Abstract :
An apparatus for preparing curd, the apparatus comprising: a housing including: a door for accessing a space inside the housing; a vessel disposed within the housing for holding mixture for preparing the curd; and optionally a plurality of supporters for supporting the housing; and a control unit comprising: a temperature meter with a temperature sensor for monitoring temperature in the space; at least one of a curd sensor and a pH meter comprising a pH sensor dipped in the mixture, wherein the curd sensor monitors electrical conductivity of the mixture and the pH sensor monitors pH of the mixture during fermentation process; a heater for heating the space; an intelligent system, typically a micro-controller, coupled to the temperature meter, pH meter and heater, the intelligent system controlling the temperature within the housing thereby controlling the pH value of the mixture; and a power supply for powering electrical and electronic components.

No. of Pages : 33 No. of Claims : 10

(12) PATENT APPLICATION PUBLICATION
(21) Application No.2973/MUM/2013 A
(19) INDIA
(22) Date of filing of Application :13/09/2013
(43) Publication Date : 03/07/2015

(54) Title of the invention : A SYSTEM AND METHOD FOR ANALYZING HEAT EXCHANGER NETWORK AND OPTIMIZING MODIFICATIONS THEREOF

(51) International classification	:G06F19/00, G06F17/50
(31) Priority Document No	:NA
(32) Priority Date	:NA
(33) Name of priority country	:NA
(86) International Application No	:NA
Filing Date	:NA
(87) International Publication No	: NA
(61) Patent of Addition to Application Number	:NA
Filing Date	:NA
(62) Divisional to Application Number	:NA
Filing Date	:NA

(71)**Name of Applicant :**
1)RELIANCE INDUSTRIES LIMITED
Address of Applicant :3RD FLOOR, MAKER CHAMBER-IV 222, NARIMAN POINT, MUMBAI-400021, MAHARASHTRA, INDIA
(72)**Name of Inventor :**
1)PAGADE PRADEEP
2)AGRAWAL MANISH
3)PACHORI PARTHSARATHI

(57) Abstract :
An interactive system for analyzing heat exchanger networks and facilitating selection of optimized heat exchanger network (HEN) includes a first receiving module to receive the at least one input value and operating data, a first processing module to process at least one input value and operating data, a generator module to generate a representative topology corresponding to the heat exchanger network, at least one input module to input at least one value corresponding to a predetermined driving force value corresponding to each heat exchanger located within the heat exchanger network, a second receiver module to receive the values corresponding to the desired driving force value, a second repository to store the values corresponding to the predetermined driving force value, a second processing module to process the values corresponding to the predetermined driving force value and generate processed values and a selection module to select an optimal heat exchanger topology.

No. of Pages : 40 No. of Claims : 34

(12) PATENT APPLICATION PUBLICATION
(21) Application No.3210/MUM/2013 A
(19) INDIA
(22) Date of filing of Application :10/10/2013
(43) Publication Date : 03/07/2015

(54) Title of the invention : COMPACT, SELF-SUFFICIENT SOLAR LIGHT

(51) International classification	:F21S9/03, F21W131/103, F21W131/10	(71)**Name of Applicant :** **1)SACHIN KUMAR** Address of Applicant :H-9/259, IIT BOMBAY, POWAI, MUMBAI-400076, MAHARASHTRA, INDIA.
(31) Priority Document No	:NA	
(32) Priority Date	:NA	(72)**Name of Inventor :** **1)SACHIN KUMAR**
(33) Name of priority country	:NA	
(86) International Application No	:NA	
Filing Date	:NA	
(87) International Publication No	: NA	
(61) Patent of Addition to Application Number	:NA	
Filing Date	:NA	
(62) Divisional to Application Number	:NA	
Filing Date	:NA	

(57) Abstract :
A compact, self-sufficient and user-friendly solar powered device for the purposes of illumination supported with additional utilities like communication, timer, alarm etc. The device provides for increased illumination intensity and employs the solar power with enhanced efficiency. All the components of the device are arranged such that the temperature and gravitational equilibrium is maintained. The device architecture provides for sliding of solar panels such that there is greater absorption of solar energy, despite the small size of the device.

No. of Pages : 23 No. of Claims : 13

(12) PATENT APPLICATION PUBLICATION
(19) INDIA
(22) Date of filing of Application :10/10/2013
(21) Application No.3211/MUM/2013 A
(43) Publication Date : 03/07/2015

(54) Title of the invention : AN IMPROVED PROCESS FOR PREPARATION OF CLOPIDOGREL BESYLATE

(51) International classification :C07D495/04
(31) Priority Document No :NA
(32) Priority Date :NA
(33) Name of priority country :NA
(86) International Application No :NA
Filing Date :NA
(87) International Publication No : NA
(61) Patent of Addition to Application Number :NA
Filing Date :NA
(62) Divisional to Application Number :NA
Filing Date :NA

(71)**Name of Applicant :**
1)CADILA HEALTHCARE LIMITED
Address of Applicant :CADILA HEALTHCARE LIMITED ZYDUS TOWER, SATELLITE CROSS ROADS AHMEDABAD-380015 Gujarat India
(72)**Name of Inventor :**
1)DWIVEDI SHRI PRAKASH DHAR
2)PRASAD ASHOK
3)PATEL MAYUR RAMNIKBHAI
4)SHAH NIKESH GOPALDAS

(57) Abstract :
The invention relates to an improved process for preparing highly pure clopidogrel besylate of Formula (I) comprising: (i) treating (+)-(S)-(2-thiophen-2-yl-ethylamino)-(2-chlorophenyl)-acetic acid methyl ester hydrochloride of Formula (A) with paraformaldehyde in presence of water at a particular temperature and time to obtain clopidogrel base of Formula (B); (ii) converting clopidogrel base of Formula (B) into clopidogrel besylate of formula (I); (iii) purifying clopidogrel besylate of formula (I) in an organic solvent; (iv) obtaining highly pure clopidogrel besylate of formula (I).

No. of Pages : 18 No. of Claims : 15

(12) PATENT APPLICATION PUBLICATION
(21) Application No.3220/MUM/2013 A
(19) INDIA
(22) Date of filing of Application :14/10/2013
(43) Publication Date : 03/07/2015

(54) Title of the invention : A NOVEL PRODUCT DISPLAY, DISPENSING CUM PACKAGING DEVICE

(51) International classification	:B65D25/22, B65D25/20, B65D51/20
(31) Priority Document No	:NA
(32) Priority Date	:NA
(33) Name of priority country	:NA
(86) International Application No	:NA
Filing Date	:NA
(87) International Publication No	: NA
(61) Patent of Addition to Application Number	:NA
Filing Date	:NA
(62) Divisional to Application Number	:NA
Filing Date	:NA

(71)**Name of Applicant :**
1)MR. HARESH MEHTA
Address of Applicant :JAYANT HOUSE, BAIL BAZAR ANDHERI-KURLA ROAD KURLA, MUMBAI 400 070 MAHARASHTRA, INDIA.
(72)**Name of Inventor :**
1)MR. HARESH MEHTA

(57) Abstract :
The invention discloses a display, cum packaging, cum dispensing device for cuboid shaped products made from creasable foldable material. The device comprises of at least two blanks, top blank and center blank, with length and having equal width The top blank longitudinally extends over the center blank. The top blank is suitably die cut and, creased horizontally, intermittently and sequentially along multiple parallel lines. Each crease line is flanked by fold lines. Along the crease line are opposed retainer means, separated by a die cut void spacer with opposite sides equal. The top blank is aligned and secured to the centre blank, by folding the top blank along the crease lines and aligning the spacers along the width of the spacers opposite sides , thus forming a grid of mounting means with retainer means opposed to each other . The products to be packaged/displayed and dispensed are mounted between pairs of mounting means.

No. of Pages : 19 No. of Claims : 5

(12) PATENT APPLICATION PUBLICATION
(21) Application No.3221/MUM/2013 A
(19) INDIA
(22) Date of filing of Application :14/10/2013
(43) Publication Date : 03/07/2015

(54) Title of the invention : WATER SOLUBLE PHARMACEUTICAL FILM WITH ENHANCED STABILITY

(51) International classification	:A61K47/26, A61K9/16, A61K47/12	(71)**Name of Applicant :** **1)Zim Laboratories Limited** Address of Applicant :B-21/22, MIDC Area Kalmeshwar - 441 501 MAHARASHTRA, INDIA
(31) Priority Document No	:NA	
(32) Priority Date	:NA	(72)**Name of Inventor :**
(33) Name of priority country	:NA	**1)Anwar Siraj Daud**
(86) International Application No	:NA	**2)Nidhi Prakash Sapkal**
Filing Date	:NA	**3)Minal Nandkumar Bonde**
(87) International Publication No	: NA	
(61) Patent of Addition to Application Number	:NA	
Filing Date	:NA	
(62) Divisional to Application Number	:NA	
Filing Date	:NA	

(57) Abstract :
This invention comprises an Oral Thin Film that is instantly wettable, rapid dissolving, non-sticky, non-tacky and non-curving, the said Film capable of carrying an active ingredient for oral delivery being a moisture stabilized film that remains non-sticky and non-curving when exposed to 70±5 % RH (Relative Humidity) at 25°C for at least 2 minutes up to 2 hours in open conditions without packaging.; and a process/method of making them. The active ingredient may comprise, without limitation, an active pharmaceutical, nutraceutical or cosmaceutical ingredient The processes/method comprising (a) drying a casted film in two or more stages, (b) drying of the film after casting is done alternately both the sides, (c) coating the dried film with synthetic water insoluble moisture resistant/moisture repellant hydrophobic polymers that does not melt at high temperature, (d) adding a synthetic water insoluble moisture resistant/moisture repellant hydrophobic polymer that does not melt at high temperature to the solution to be casted as a film.

No. of Pages : 40 No. of Claims : 15

(12) PATENT APPLICATION PUBLICATION
(19) INDIA
(22) Date of filing of Application :14/10/2013
(21) Application No.3224/MUM/2013 A
(43) Publication Date : 03/07/2015

(54) Title of the invention : A MOUNTNG ASSEMBLY

(51) International classification	:E06B7/28, A47G29/02, E04G3/20
(31) Priority Document No	:NA
(32) Priority Date	:NA
(33) Name of priority country	:NA
(86) International Application No	:NA
Filing Date	:NA
(87) International Publication No	: NA
(61) Patent of Addition to Application Number	:NA
Filing Date	:NA
(62) Divisional to Application Number	:NA
Filing Date	:NA

(71)**Name of Applicant :**
1)RELIANCE JIO INFOCOMM LIMITED
Address of Applicant :3RD FLOOR, MAKER CHAMBER-IV 222, NARIMAN POINT, MUMBAI-400021, MAHARASHTRA, INDIA
(72)**Name of Inventor :**
1)SINGH BAJINDER PAL
2)GUPTA DEEPAK
3)SHAH BRIJESHKUMAR ISHVARLA
4)AGRAWAL ATUL

(57) Abstract :
A mounting assembly is disclosed. The mounting assembly facilitates mounting of an article onto a post in several tilting positions with predefined angles. The mounting assembly includes a mounting plate, a clamp support bracket and a U-clamp. The mounting plate has an arcuate array of holes and a plate slot. The mounting plate is extended from a surface of the article. The clamp support bracket has two bracket slots and at least one recess. The recess accommodates the post. The U-clamp is defined by two prongs spaced apart from each other and substantially parallel to each other. The prongs define a clamp recess therebetween for accommodating the post. The prongs are inserted through corresponding bracket slots. One of the prongs is inserted through the plate slot and the other prong is inserted through one of the holes of the arcuate array of holes.

No. of Pages : 16 No. of Claims : 6

(12) PATENT APPLICATION PUBLICATION
(19) INDIA
(22) Date of filing of Application :28/08/2013
(21) Application No.2801/MUM/2013 A
(43) Publication Date : 03/07/2015

(54) Title of the invention : PREPARATION OF FERROCENE BASED LIQUID CRYSTALLINE COMPOUNDS CONTAINING TERMINAL CYANO GROUP.

(51) International classification	:C09K19/02, C09K19/54
(31) Priority Document No	:NA
(32) Priority Date	:NA
(33) Name of priority country	:NA
(86) International Application No	:NA
Filing Date	:NA
(87) International Publication No	: NA
(61) Patent of Addition to Application Number	:NA
Filing Date	:NA
(62) Divisional to Application Number	:NA
Filing Date	:NA

(71)**Name of Applicant :**
1)DR. M. M. V. RAMANA
Address of Applicant :DEPARTMENT OF CHEMISTRY, UNIVERSITY OF MUMBAI, VIDYANAGARI, SANTACRUZ (EAST), MUMBAI-400 098, MAHARASHTRA, INDIA.
(72)**Name of Inventor :**
1)DR. M. M. V. RAMANA
2)NAVALE DINESH NIVRUTTI
3)ZOTE SANTOSH WAGHU

(57) Abstract :
The present invention relates to the synthesis of ferrocene based liquid crystalline compounds containing terminal cyano group. This invention also includes the evaluation of liquid crystalline property of newly synthesized compounds. The main object of the present invention is to synthesize monosubstituted ferrocenomesogens having terminal cyano unit.

No. of Pages : 8 No. of Claims : 4

(12) PATENT APPLICATION PUBLICATION
(21) Application No.3236/MUM/2013 A
(19) INDIA
(22) Date of filing of Application :15/10/2013
(43) Publication Date : 03/07/2015

(54) Title of the invention : SYSTEM AND METHOD FOR CREATING DESIGN AND OPERATION STRATEGIES FOR DATA CENTER LIFE CYCLE MANAGEMENT

(51) International classification :H04L12/24
(31) Priority Document No :NA
(32) Priority Date :NA
(33) Name of priority country :NA
(86) International Application No :NA
Filing Date :NA
(87) International Publication No : NA
(61) Patent of Addition to Application Number :NA
Filing Date :NA
(62) Divisional to Application Number :NA
Filing Date :NA

(71)**Name of Applicant :**
1)TATA CONSULTANCY SERVICES LIMITED
Address of Applicant :NIRMAL BUILDING, 9TH FLOOR, NARIMAN POINT, MUMBAI 400021, MAHARASHTRA, INDIA
(72)**Name of Inventor :**
1)CHAUDHURI, SUBHROJYOTI ROY
2)VIN, HARRICK MAYANK
3)LOLLA, JYOTHI
4)PATHAK, AMRISH SHASHIKANT
5)KELKAR, RAHUL RAMESH

(57) Abstract :
System(s) and method(s) for facilitating design configuration of data center to provide management of the data center is disclosed. Input parameters providing design and operational requirements are received. Based on the input parameters, objectives are determined. The objectives refer to one or more technical requirements with respect to plurality of phases associated with the life cycle of the data center. The objectives are then used to create a generic configuration with respect to one or more services associated with the life cycle. The generic configuration is mapped with a predefined set of configuration stored in a Knowledge Repository in order to obtain a technology specific format. The generic configuration is further used to design a tool specific configuration to provide management of each phase of the life cycle of the data center.

No. of Pages : 29 No. of Claims : 12

(12) PATENT APPLICATION PUBLICATION
(21) Application No.3238/MUM/2013 A
(19) INDIA
(22) Date of filing of Application :15/10/2013
(43) Publication Date : 03/07/2015

(54) Title of the invention : A SYSTEM AND METHOD FOR CREATING OPTIMAL PLAN FOR PRODUCTION SUPPORT

(51) International classification :G06F19/00
(31) Priority Document No :NA
(32) Priority Date :NA
(33) Name of priority country :NA
(86) International Application No :NA
Filing Date :NA
(87) International Publication No : NA
(61) Patent of Addition to Application Number :NA
Filing Date :NA
(62) Divisional to Application Number :NA
Filing Date :NA

(71)**Name of Applicant :**
1)TATA CONSULTANCY SERVICES LIMITED
Address of Applicant :NIRMAL BUILDING, 9TH FLOOR, NARIMAN POINT, MUMBAI 400021, MAHARASHTRA, INDIA
(72)**Name of Inventor :**
1)RAI, VEERENDRA KUMAR
2)MEHTA, SANJIT

(57) Abstract :
Systems and methods for optimizing allocation of configuration elements in a service engagementare disclosed.A plurality of Service Level Agreements (SLAs) corresponding to a service engagement is received. A Service Level Agreement (SLA) of the plurality of Service Level Agreements (SLAs) comprises a plurality of configuration elements and a plurality of SLA compliances. A model is created by allocating a subset of the plurality of configuration elements to meet the SLA. The model is simulated to verify the plurality of SLA compliances being met by the subset allotted. Based on the simulation, a time series data indicating behaviour of the model is obtained. The model is optimized to obtain an optimal allocation of the plurality of configuration elements. The model is optimized by allocating another subset ofthe plurality of configuration elements to meet the SLA.

No. of Pages : 27 No. of Claims : 9

(12) PATENT APPLICATION PUBLICATION
(21) Application No.3239/MUM/2013 A
(19) INDIA
(22) Date of filing of Application :15/10/2013
(43) Publication Date : 03/07/2015

(54) Title of the invention : SYSTEM(S) AND METHOD(S) FOR MULTI-LAYERED MONITORING AND CONTROL FOR DYNAMIC SITUATION HANDLING FOR PRODUCTION SUPPORT

(51) International classification	:G06Q10/06, G06F17/30
(31) Priority Document No	:NA
(32) Priority Date	:NA
(33) Name of priority country	:NA
(86) International Application No	:NA
Filing Date	:NA
(87) International Publication No	: NA
(61) Patent of Addition to Application Number	:NA
Filing Date	:NA
(62) Divisional to Application Number	:NA
Filing Date	:NA

(71)**Name of Applicant :**
1)TATA CONSULTANCY SERVICES LIMITED
Address of Applicant :NIRMAL BUILDING, 9TH FLOOR, NARIMAN POINT, MUMBAI 400021, MAHARASHTRA, INDIA
(72)**Name of Inventor :**
1)RAI, VEERENDRA KUMAR
2)MEHTA, SANJIT

(57) Abstract :
The present disclosure discloses system and method for selecting an optimal policy to be implemented in production support engagement. The system configures a knowledge base comprising plurality of policies, plurality of reference events, and plurality of reference scenarios. The plurality of policies is mapped with the plurality of reference scenarios and the plurality of reference events. The plurality of policies is defined in plurality of layers in manner that each policy corresponds to a particular layer of the plurality of layers. Further, relevant policies, out of the plurality of policies, may be selected based on an event received. In first instance, simulation may be performed on the relevant policies for identifying first candidate policy. In second instance, the optimization may be performed on the relevant policies for identifying second candidate policy. The first and the second candidate policy indicate the optimal policy to be implemented in the production support engagement.

No. of Pages : 30 No. of Claims : 9

(12) PATENT APPLICATION PUBLICATION
(21) Application No.2789/MUM/2013 A
(19) INDIA
(22) Date of filing of Application :27/08/2013
(43) Publication Date : 03/07/2015

(54) Title of the invention : A COMPUTER IMPLEMENTED SYSTEM AND METHOD FOR FACILITATING CARDLESS TRANSACTIONS

(51) International classification	:G06Q20/40, G06F21/00	(71)**Name of Applicant :** **1)AGASHE, MANDAR** Address of Applicant :CHANDRASHEKHAR, 242, SHANIWAR PETH, PUNE- 411030, MAHARASHTRA, INDIA.
(31) Priority Document No	:NA	
(32) Priority Date	:NA	
(33) Name of priority country	:NA	(72)**Name of Inventor :** **1)AGASHE, MANDAR**
(86) International Application No	:NA	
Filing Date	:NA	
(87) International Publication No	: NA	
(61) Patent of Addition to Application Number	:NA	
Filing Date	:NA	
(62) Divisional to Application Number	:NA	
Filing Date	:NA	

(57) Abstract :
The present disclosure envisages a computer implemented system and method for facilitating cardless transactions between a customer device and a cash-dispensing-receiving machine. The system is accessible via a communication network and there are provided two types of interfaces namely, a cash machine interface and a customer interface. The cash-dispensing-receiving machines are registered with the system with respect to it™s association with a financial institution. The cash machine interface is installed and executed on the cash-dispensing-receiving machine and the customer interface is installed and executed on the customer device. The customer initiates the transaction by requesting for a One Time Password (OTP) via a communication network. A transaction server of the system receives the request from the customer device and generates the OTP for the transaction. The customer transmits the OTP received from the transaction server to the cash-dispensing-receiving machine for the purpose of completing the initiated transaction.

No. of Pages : 27 No. of Claims : 12

(12) PATENT APPLICATION PUBLICATION
(19) INDIA
(22) Date of filing of Application :16/09/2013
(21) Application No.2993/MUM/2013 A
(43) Publication Date : 03/07/2015

(54) Title of the invention : A PROCESS FOR SYNTHESIS OF CADMIUM SULFIDENANOSTRUCTURES

(51) International classification :C01G 11/02
(31) Priority Document No :NA
(32) Priority Date :NA
(33) Name of priority country :NA
(86) International Application No :NA
Filing Date :NA
(87) International Publication No : NA
(61) Patent of Addition to Application Number :NA
Filing Date :NA
(62) Divisional to Application Number :NA
Filing Date :NA

(71)**Name of Applicant :**
1)SECRETARY, DEPARTMENT OF ELECTRONICS AND INFORMATION TECHNOLOGY, (DEITY)
Address of Applicant :MINISTRY OF COMMUNICATION & INFORMATION TECHNOLOGY, GOVT. OF INDIA, ELECTRONICS NIKETAN, 6 CGO COMPLEX, NEW DELHI 110003, INDIA
2)CENTRE FOR MATERIALS FOR ELECTRONICS TECHNOLOGY (C-MET)
(72)**Name of Inventor :**
1)APTE SANJAY KRISHNAJI
2)KALE BHARAT BHANUDAS
3)GARAJE SUNIL NARSINGRAO
4)KULKARNI MILIND VYANKATESH
5)NAIK SONALI DEEPAK
6)AMBEKAR JALINDAR DNYANDEV
7)SONAWANE RAVINDRA SHRAVAN

(57) Abstract :
The present disclosure relates to nanostructures of cadmium sulfide and a process for their large scale synthesis which is simple and cost effective. The process disclosed in the present disclosure involves mixing of cadmium oxide and thiourea at a temperature of about 200°C to obtain nanostructures of cadmium sulfide.

No. of Pages : 20 No. of Claims : 9

(12) PATENT APPLICATION PUBLICATION
(19) INDIA
(22) Date of filing of Application :16/09/2013
(21) Application No.2994/MUM/2013 A
(43) Publication Date : 03/07/2015

(54) Title of the invention : A PROCESS FOR SYNTHESIS OF NANOSTRUCTURES OF ZINC SULFIDE

(51) International classification :C01G9/08
(31) Priority Document No :NA
(32) Priority Date :NA
(33) Name of priority country :NA
(86) International Application No :NA
Filing Date :NA
(87) International Publication No : NA
(61) Patent of Addition to Application Number :NA
Filing Date :NA
(62) Divisional to Application Number :NA
Filing Date :NA

(71)**Name of Applicant :**
1)SECRETARY, DEPARTMENT OF ELECTRONICS AND INFORMATION TECHNOLOGY, (DEITY)
Address of Applicant :MINISTRY OF COMMUNICATIONS & INFORMATION TECHNOLOGY, GOVT. OF INDIA, ELECTRONICS NIKETAN, 6 CGO COMPLEX, NEW DELHI 110003, INDIA
2)CENTRE FOR MATERIALS FOR ELECTRONICS TECHNOLOGY (C-MET)
(72)**Name of Inventor :**
1)APTE SANJAY KRISHNAJI
2)GARAJE SUNIL NARSINGRAO
3)ARBUJ SUDHIR SAHEBRAO
4)KALE BHARAT BHANUDAS
5)MULIK UTTAMRAO PITAMBAR
6)NAIK SONALI DEEPAK
7)AMBEKAR JALINDAR DNYANDEV
8)SONAWANE RAVINDRA SHRAVAN
9)KULKARNI MILIND VYANKATESH

(57) Abstract :
The present disclosure relates to zinc sulfide nanostructures and a process for synthesis thereof at large scale. The present disclosure particularly relates to a template free synthesis of mono-dispersed, nanostructures of zinc sulfide by using solid state method. The process involves mixing of zinc oxide and thiourea in a molar ratio of 1:2 to 1:10, at a temperature of about 200°C to obtain nanostructures of zinc sulfide.

No. of Pages : 21 No. of Claims : 10

(12) PATENT APPLICATION PUBLICATION
(19) INDIA
(22) Date of filing of Application :17/10/2013
(21) Application No.3250/MUM/2013 A
(43) Publication Date : 03/07/2015

(54) Title of the invention : IMPROVED PROCESS FOR PREPARATION OF IVABRADINE ADIPATE

(51) International classification :C07D223/16
(31) Priority Document No :NA
(32) Priority Date :NA
(33) Name of priority country :NA
(86) International Application No :NA
Filing Date :NA
(87) International Publication No : NA
(61) Patent of Addition to Application Number :NA
Filing Date :NA
(62) Divisional to Application Number :NA
Filing Date :NA

(71)**Name of Applicant :**
1)ALEMBIC PHARMACEUTICALS LIMITED
Address of Applicant :Alembic Pharmaceuticals Limited, Alembic Road, Vadodara-390003, Gujarat, India
(72)**Name of Inventor :**
1)BORSANIYA Manoj
2)SHAH Sudhir
3)KANZARIYA, Kamlesh
4)PATEL Nilav
5)RANA Piyush
6)KUMAR Sunit
7)TOMER, Sanjiv
8)JAYARAMAN, Venkatraman

(57) Abstract :
The present invention relates to improved process for preparation of Ivabradine Adipate.

No. of Pages : 17 No. of Claims : 8

(12) PATENT APPLICATION PUBLICATION
(21) Application No.3251/MUM/2013 A
(19) INDIA
(22) Date of filing of Application :17/10/2013
(43) Publication Date : 03/07/2015

(54) Title of the invention : MACHINE TO FACILITATE UNSHEATHING OF INSULATED METAL WIRE(S)

(51) International classification :H02G1/12
(31) Priority Document No :NA
(32) Priority Date :NA
(33) Name of priority country :NA
(86) International Application No :NA
Filing Date :NA
(87) International Publication No : NA
(61) Patent of Addition to Application Number :NA
Filing Date :NA
(62) Divisional to Application Number :NA
Filing Date :NA

(71)**Name of Applicant :**
1)GODREJ & BOYCE MFG CO LIMITED
Address of Applicant :ELECTRICAL & ELECTRONICS DIVISION, PIROJSHANAGAR, VIKHROLI (WEST), MUMBAI 400 079, MAHARASHTRA, INDIA
(72)**Name of Inventor :**
1)TUSCANO SIMON DOMNIC
2)SAWANT ANANT PANDURANG
3)KATRAK NOSHIR PHIROZE

(57) Abstract :
Machine to facilitate unsheathing of an insulated metal wire. The machine (1A) comprises a block (2) mounted to a support (17) and consisting of atleast one hole (3a, 3b, 3c, 3d, 3e) extending therethrough transversely corresponding to the outer circumference of the insulated metal wire to be unsheathed, A slot (4) extends across the hole in the block perpendicular to the hole. A slitting member (5) is disposed in the slot. The slitting member has a sharp edge (6) at one end thereof protruding into the hole upto a distance corresponding to the thickness of the insulated metal wire to slit the insulation of the insulated metal wire longitudinally when pulled through the hole. The other end of the slitting member is fixed in position .

No. of Pages : 23 No. of Claims : 13

(12) PATENT APPLICATION PUBLICATION
(21) Application No.3014/MUM/2013 A
(19) INDIA
(22) Date of filing of Application :18/09/2013
(43) Publication Date : 03/07/2015

(54) Title of the invention : WEB REPLY PATH VIA SMS

(51) International classification :H04L12/58
(31) Priority Document No :NA
(32) Priority Date :NA
(33) Name of priority country :NA
(86) International Application No :NA
Filing Date :NA
(87) International Publication No : NA
(61) Patent of Addition to Application Number :NA
Filing Date :NA
(62) Divisional to Application Number :NA
Filing Date :NA

(71)**Name of Applicant :**
1)BHAVIN TURAKHIA
Address of Applicant :DIRECTIPLEX, OLD NAGARDAS ROAD, NEAR ANDHERI SUBWAY, ANDHERI (EAST), MUMBAI 69 Maharashtra India
(72)**Name of Inventor :**
1)BHAVIN TURAKHIA

(57) Abstract :
Methods and systems of providing a web reply path via an SMS-based communication are disclosed. A request to send an SMS message to a second user may be received from a first user. A first SMS message may be sent to the second user via SMS-based communication in response to the request from the first user. The first SMS message may comprise a URL. In response to the second user causing the URL to be loaded on a web browser, a web-based chat session between the first user and the second user may be initiated using the URL. The first user and the second user may be enabled to send chat messages to each other via the web based chat session, which may be hosted by an online service provider at the URL

No. of Pages : 26 No. of Claims : 20

(12) PATENT APPLICATION PUBLICATION
(19) INDIA
(22) Date of filing of Application :17/10/2013
(21) Application No.3260/MUM/2013 A
(43) Publication Date : 03/07/2015

(54) Title of the invention : AUTOMATIC VOLTAGE OPTIMIZATION SYSTEM USING TOROIDAL TRANSFORMER

(51) International classification	:H02M5/12, H02P13/06
(31) Priority Document No	:NA
(32) Priority Date	:NA
(33) Name of priority country	:NA
(86) International Application No	:NA
Filing Date	:NA
(87) International Publication No	: NA
(61) Patent of Addition to Application Number	:NA
Filing Date	:NA
(62) Divisional to Application Number	:NA
Filing Date	:NA

(71)**Name of Applicant :**
1)DR. TEJAS K JHAVERI
Address of Applicant :ANAND UDYOG CO-OP SOCIETY, AGARWAL ESTATE, 168, CST ROAD, KALINA, MUMBAI, MAHARASHTRA-400098, India
(72)**Name of Inventor :**
1)DR. TEJAS K JHAVERI

(57) Abstract :
The various embodiments of the present invention provide an automatic voltage optimization system using toroidal transformer. The system comprises a first transformer, a second transformer, a switching matrix, a microcontroller for calculating an operating condition to regulate an operation of switching matrix and an inrush current limiter for limiting magnetizing current flowing into the transformer, when the primary is connected to input voltage. The first transformer and the second transformer are controlled by the switching matrix to maintain a target of 220 V or any desired voltage. The switching matrix comprises a plurality of switching devices. The microcontroller selects a preset switching sequence to select and operate a plurality of switches based on the calculated operating condition.

No. of Pages : 45 No. of Claims : 29

(12) PATENT APPLICATION PUBLICATION
(19) INDIA
(22) Date of filing of Application :17/10/2013
(21) Application No.3263/MUM/2013 A
(43) Publication Date : 03/07/2015

(54) Title of the invention : A DISCONNECTING DEVICE FOR A SURGE ARRESTER

(51) International classification	:H02H1/00, H01H85/00, H01H73/22
(31) Priority Document No	:NA
(32) Priority Date	:NA
(33) Name of priority country	:NA
(86) International Application No	:NA
Filing Date	:NA
(87) International Publication No	: NA
(61) Patent of Addition to Application Number	:NA
Filing Date	:NA
(62) Divisional to Application Number	:NA
Filing Date	:NA

(71)**Name of Applicant :**
1)RAYCHEM RPG PVT. LTD.
Address of Applicant :RPG HOUSE, 463, DR. ANNIE BESANT ROAD, MUMBAI : 400 030, MAHARASHTRA, INDIA
(72)**Name of Inventor :**
1)RAGHAVENDRA SETTY S

(57) Abstract :
In one embodiment, a disconnecting device (200) for a surge arrester is provided. The disconnecting device (200) comprises a first portion (204) and a second portion (206), the first portion (204) coupled to the surge arrester through a first terminal (208) and the second portion (206) coupled to an electrical ground through a second terminal (210), a bobbin (212) extending between the first terminal (208) and the second terminal (210), a resistive element (214) wound around the bobbin (212), the resistive element (214) configured for carrying a fault current generated within the surge arrester in an event of arrester failure and a chemical agent (218) disposed between the first portion (204) and the bobbin (212) such that heating up of the resistive element (214) due to the fault current initiates a chemical reaction that generates pressure so as to separate the second portion (206) from the first portion (204) resulting in isolation of the surge arrester from the ground. Further, the chemical agent (218) may comprise an oxidizing agent such as potassium chlorate.

No. of Pages : 20 No. of Claims : 13

(12) PATENT APPLICATION PUBLICATION
(19) INDIA
(22) Date of filing of Application :17/10/2013

(21) Application No.3265/MUM/2013 A
(43) Publication Date : 03/07/2015

(54) Title of the invention : INFRASTRUCTURE SUPPORT OPTIMIZATION

(51) International classification	:G06F15/16, G06F 9/50
(31) Priority Document No	:NA
(32) Priority Date	:NA
(33) Name of priority country	:NA
(86) International Application No	:NA
Filing Date	:NA
(87) International Publication No	: NA
(61) Patent of Addition to Application Number	:NA
Filing Date	:NA
(62) Divisional to Application Number	:NA
Filing Date	:NA

(71)**Name of Applicant :**
1)TATA CONSULTANCY SERVICES LIMITED
Address of Applicant :Nirmal Building, 9th Floor, Nariman Point, Mumbai, Maharashtra 400021 India
(72)**Name of Inventor :**
1)DESHMUKH, Veena Sadashiv
2)KELKAR, Rahul Ramesh
3)SABNIS, Upendra Vijay
4)BANSAL, Neelam
5)KANCHARLA, Sudha VVL
6)DHAGAT, Mudit

(57) Abstract :
Systems and methods for infrastructure support optimization are described. The system (102) includes an authorization module (212) to verify a user, based on authorization rules, to provide access to the user to one or more infrastructure elements (108), and obtain ticket attribute data from a ticketing system, based on the verification, where the ticket attribute data comprises a plurality of attributes associated with a ticket to be resolved by the user. The authorization module (212) also receives a support action, to be performed on the infrastructure element (108) to resolve the ticket, where the support action includes at least one of an operation to resolve the ticket, and a standard support service. Further, the system (102) includes a log generation module (220) to append the support action to an operation log (300) with corresponding ticket attribute data.

No. of Pages : 36 No. of Claims : 18

(12) PATENT APPLICATION PUBLICATION
(21) Application No.3266/MUM/2013 A
(19) INDIA
(22) Date of filing of Application :18/10/2013
(43) Publication Date : 03/07/2015

(54) Title of the invention : MULTIPURPOSE OBJECTIVE CRUTCHER

(51) International classification	:A61H3/00, A61H3/02
(31) Priority Document No	:NA
(32) Priority Date	:NA
(33) Name of priority country	:NA
(86) International Application No	:NA
Filing Date	:NA
(87) International Publication No	: NA
(61) Patent of Addition to Application Number	:NA
Filing Date	:NA
(62) Divisional to Application Number	:NA
Filing Date	:NA

(71)**Name of Applicant :**
1)PANDEY, HARSH
Address of Applicant :BHARAT MATA ENGLISH MEDIUM SCHOOL, DISTRICT: BILASPUR, CHHATISGARH India
(72)**Name of Inventor :**
1)PANDEY, HARSH

(57) Abstract :
The invention belongs to The invention relates to a light weight adjustable crutch assembly for enabling a handicapped persons in various ways. The crutch assembly is designed specifically for minimizing the discomfort, exertion and damage associated with the use of crutches. The invention comprises an adjustable legs, Foldable seat, Buzzer, Flash light, Sensors and Handle.The invention also includes a water bottle stand and an umbrella stand for the user.

No. of Pages : 12 No. of Claims : 4

(12) PATENT APPLICATION PUBLICATION
(21) Application No.3268/MUM/2013 A
(19) INDIA
(22) Date of filing of Application :18/10/2013
(43) Publication Date : 03/07/2015

(54) Title of the invention : METHOD OF FACILITATING IDENTIFICATION OF A PERSON IN A VIDEO AND PROVIDING INFORMATION OF THE IDENTIFIED PERSON

(51) International classification	:G06F19/00, G06F7/00
(31) Priority Document No	:NA
(32) Priority Date	:NA
(33) Name of priority country	:NA
(86) International Application No	:NA
Filing Date	:NA
(87) International Publication No	: NA
(61) Patent of Addition to Application Number	:NA
Filing Date	:NA
(62) Divisional to Application Number	:NA
Filing Date	:NA

(71)**Name of Applicant :**
1)AMIT KUMAR JAIN
Address of Applicant :F1402, ROYAL CLASSIC BUILDING, LINK ROAD, ANDHERI WEST Maharashtra India
(72)**Name of Inventor :**
1)AMIT KUMAR JAIN

(57) Abstract :
A method of recognizing a person shown in a video that is being played in a device (101) capable of playing a video, wherein a viewer of said video selects a person of interest using a user interface (103), recognizing said person of interest using a primary identification search wherein said person of interest is recognized using his/her unique biometric data which is acquired from at least one data source, and upon recognizing said person of interest using said primary identification search, performing a secondary identification information search wherein said person of interest is identified on the basis of information derived/ acquired from a financial database, and upon identification of said person of interest, information about said person of interest is presented to said viewer using an interactive user interface (103), the method comprising performing said primary identification search in steps comprising-selecting at least one frame of said video, wherein said viewer selects said person of interest, as an input image performing feature extraction and feature detection of said input image in order to generate input feature data associated with said input image analyzing said input feature data to generate unique biometric data; comparing said unique biometric feature data of input image with at least one data source for primary identification search secondary identification information search to retrieve information associated with said person of interest synchronizing the information tagged to said video content as metadata, according to said videos playback , generating synchronized content information and displaying said synchronized content information on a display (102) means of said device(IOI) using a Graphical User Interface(GUI), wherein said GUI displays said synchronized content information upon receiving an input from a user.

No. of Pages : 18 No. of Claims : 12

(12) PATENT APPLICATION PUBLICATION
(19) INDIA
(22) Date of filing of Application :18/10/2013
(21) Application No.3269/MUM/2013 A
(43) Publication Date : 03/07/2015

(54) Title of the invention : METHOD FOR PRINTING 3D PHYSICAL MODELS OF A CONTENT ITEM SHOWN IN VIDEO.

(51) International classification	:G09B7/00, G06T 15/00
(31) Priority Document No	:NA
(32) Priority Date	:NA
(33) Name of priority country	:NA
(86) International Application No	:NA
Filing Date	:NA
(87) International Publication No	: NA
(61) Patent of Addition to Application Number	:NA
Filing Date	:NA
(62) Divisional to Application Number	:NA
Filing Date	:NA

(71)**Name of Applicant :**
1)AMIT KUMAR JAIN
Address of Applicant :F1402, ROYAL CLASSIC BUILDING, LINK ROAD, ANDHERI WEST Maharashtra India
(72)**Name of Inventor :**
1)AMIT KUMAR JAIN

(57) Abstract :
The present invention is a method for printing 3D physical models 104 of a content item 100 shown in a video 106. The method enables a viewer of the video 106 to select a content item 100 that is shown in the video 106 and print 3D physical models of the content item 100 selected. This method also involves acquiring any intellectual Property Rights related license/permission required to take a 3D print of the content item 100 from the authorized entity (if any) , so that the 3D print taken is not an infringement/violation of any applicable laws.

No. of Pages : 23 No. of Claims : 19

(12) PATENT APPLICATION PUBLICATION
(19) INDIA
(22) Date of filing of Application :09/09/2014
(21) Application No.1785/MUMNP/2014 A
(43) Publication Date : 03/07/2015

(54) Title of the invention : MODULAR TRANSPORTATION VEHICLE

(51) International classification :B61B15/00,B60F1/00,B61D15/00
(31) Priority Document No :61/598382
(32) Priority Date :14/02/2012
(33) Name of priority country :U.S.A.
(86) International Application No :PCT/IL2013/050143
Filing Date :14/02/2013
(87) International Publication No :WO 2013/128438
(61) Patent of Addition to Application Number :NA
Filing Date :NA
(62) Divisional to Application Number :NA
Filing Date :NA

(71)**Name of Applicant :**
1)BENOLIEL Eli
Address of Applicant :2 HaIlan Street P.O. Box 193 3060000 Or Akiva Israel
(72)**Name of Inventor :**
1)BENOLIEL Eli

(57) Abstract :
A vehicle module (10) having a height a width and a length front and rear vertical panels (14 16) and a horizontal floor (20) and wherein said height and width are adjustable and the front and rear vertical panels (14 16) are foldable to allow enlargement of an empty module (10) to pass over another module (10). The modules (10) are useful for transport of passengers or goods particularly in a guided rail system.

No. of Pages : 31 No. of Claims : 5

(12) PATENT APPLICATION PUBLICATION
(21) Application No.2841/MUM/2013 A
(19) INDIA
(22) Date of filing of Application :02/09/2013
(43) Publication Date : 03/07/2015

(54) Title of the invention : A MODIFIED BIMETALLIC NANOPARTICLE AND A PROCESS TO PREPARE THE SAME

(51) International classification :C22C5/04
(31) Priority Document No :NA
(32) Priority Date :NA
(33) Name of priority country :NA
(86) International Application No :NA
Filing Date :NA
(87) International Publication No : NA
(61) Patent of Addition to Application Number :NA
Filing Date :NA
(62) Divisional to Application Number :NA
Filing Date :NA

(71)**Name of Applicant :**
1)TATA CHEMICALS LTD.
Address of Applicant :BOMBAY HOUSE, 24 HOMI MODI STREET, MUMBAI - 400001, Maharashtra India
(72)**Name of Inventor :**
1)KISHOR MAL, NAWAL
2)GHOSH, ANIRBAN
3)AHIRE, ALKESH

(57) Abstract :
A modified bimetallic nanoparticle comprising a first metal consisting of platinum and a second metal selected from the group consisting of Iridium (Ir), Ruthenium(Ru), Copper(Cu), Cobalt (Co), Titanium (Ti), Zirconium (Zr), Hafnium (Hf), Vanadium (V). Niobium (Nb), Tantalum (Ta), Chromium (Cr), Molybdenum (Mo), Tungsten (W), Iron (Fe), Osmium (Os), Nickel (Ni), Palladium (Pd), Rhodium (Rh), Silver (Ag) and Gold (Au) having at least one mercapto alkyl acid attached thereon, wherein the molar ratio of the first metal and the second metal to mercapto alkyl acid is at least 16:1 is disclosed. A process of preparing a modified bimetallic nanoparticle is also disclosed.

No. of Pages : 30 No. of Claims : 12

(12) PATENT APPLICATION PUBLICATION
(19) INDIA
(22) Date of filing of Application :02/09/2013
(21) Application No.2843/MUM/2013 A
(43) Publication Date : 03/07/2015

(54) Title of the invention : AN IMPROVED PROCESS FOR THE PREPARATION OF PRAMIPEXOLE OR SALT THEREOF

(51) International classification :C07D277/82
(31) Priority Document No :NA
(32) Priority Date :NA
(33) Name of priority country :NA
(86) International Application No :NA
Filing Date :NA
(87) International Publication No : NA
(61) Patent of Addition to Application Number :NA
Filing Date :NA
(62) Divisional to Application Number :NA
Filing Date :NA

(71)**Name of Applicant :**
1)WOCKHARDT LTD
Address of Applicant :D-4, MIDC, CHIKALTHANA AURANGABAD Maharashtra India
(72)**Name of Inventor :**
1)Deo,Keshav
2)Merwade, Arvind Yekanathsa
3)Rafeeq, Mohammad
4)Rohit Kumar Sinha;
5)Chaniyara, Ravi

(57) Abstract :
The present invention relates to an improved process for the preparation of pramipexole or its salt, which avoids or reduces the formation of impurities. The present invention particularly relates to an improved process to provide pramipexole or its salt having impurity C less than or equal to 0.15%.

No. of Pages : 19 No. of Claims : 10

(12) PATENT APPLICATION PUBLICATION
(21) Application No.2848/MUM/2013 A
(19) INDIA
(22) Date of filing of Application :02/09/2013
(43) Publication Date : 03/07/2015

(54) Title of the invention : FUEL VAPOUR EMISSION CONTROL SYSTEM WITH A MOUNTING ARRANGEMENT THEREFOR

(51) International classification	:B60K15/077, F02M25/08
(31) Priority Document No	:NA
(32) Priority Date	:NA
(33) Name of priority country	:NA
(86) International Application No	:NA
Filing Date	:NA
(87) International Publication No	: NA
(61) Patent of Addition to Application Number	:NA
Filing Date	:NA
(62) Divisional to Application Number	:NA
Filing Date	:NA

(71)**Name of Applicant :**
1)MAHINDRA TWO WHEELERS LIMITED
Address of Applicant :D1 BLOCK, PLOT NO. 18/2 (PART), MIDC, CHINCHWAD, PUNE - 411 019 MAHARASHTRA, INDIA
(72)**Name of Inventor :**
1)NADAF ASIM TAJUDDIN
2)AGASHE UMESH PADMAKAR
3)BALASUBRAMANIAN VISWANATHAN
4)PRABHUNE HEMANT NARAYAN

(57) Abstract :
A fuel vapor emission control system for controlling emission of fuel vapor from a fuel tank of a vehicle includes a purge valve, a suction arrangement and an intake manifold. The fuel vapor emission control system further includes a canister mounted on a side of a frame and secured underneath a side cover corresponding to the side of said frame of the vehicle and is disposed below a cross member of the frame in fore and aft direction of said frame. The canister is fitted online between the fuel tank and the intake manifold of the vehicle and receives air from the atmosphere and fuel vapor from the fuel tank.

No. of Pages : 18 No. of Claims : 8

(12) PATENT APPLICATION PUBLICATION
(19) INDIA
(22) Date of filing of Application :27/03/2014
(21) Application No.552/MUMNP/2014 A
(43) Publication Date : 03/07/2015

(54) Title of the invention : HOT ROLLING FACILITY

(51) International classification :B21B1/26,B21B1/46,B21B15/00
(31) Priority Document No :-
(32) Priority Date : -
(33) Name of priority country :Argentina
(86) International Application No :PCT/JP2011/072142
Filing Date :28/09/2011
(87) International Publication No :WO 2013/046346
(61) Patent of Addition to Application Number :NA
Filing Date :NA
(62) Divisional to Application Number :NA
Filing Date :NA

(71)**Name of Applicant :**
1)MITSUBISHI HITACHI METALS MACHINERY INC.
Address of Applicant :34 6 Shiba 5 chome Minato ku Tokyo 1080014 Japan
(72)**Name of Inventor :**
1)KINOSE Ryohei

(57) Abstract :
In order to provide a hot rolling facility with which an improvement in the manufacturability and the quality of a thin plate material can be achieved with little facility investment this hot rolling facility is equipped with a first rolling line (A) which directly performs finishing rolling with multiple rolling mills (12) on a thin slab (Wa) cast with a continuous casting machine (10) and a second rolling line (B) which is arranged parallel to the first rolling line (A) and with a roughing mill (21) reversibly rolls a thick slab (Wb) heated in a batch type heating furnace (20) with an intermediate material (Wc) that has been rolled with the second rolling line (B) being transported to the first rolling line (A) and undergoing finishing rolling at the first rolling line (A) to produce a final product (S). A crop shear device (30) that cuts and evens up the front and rear ends of the intermediate material (Wc) rolled with the roughing mill (21) is installed in the second rolling line (B).

No. of Pages : 14 No. of Claims : 2

(12) PATENT APPLICATION PUBLICATION
(19) INDIA
(22) Date of filing of Application :03/09/2013
(21) Application No.2863/MUM/2013 A
(43) Publication Date : 03/07/2015

(54) Title of the invention : A NOVEL DELAY ELEMENT AND HIGH SPEED PULSE-BASED FLIP-FLOP

(51) International classification	:H03K3/012, H03K3/356
(31) Priority Document No	:NA
(32) Priority Date	:NA
(33) Name of priority country	:NA
(86) International Application No	:NA
Filing Date	:NA
(87) International Publication No	: NA
(61) Patent of Addition to Application Number	:NA
Filing Date	:NA
(62) Divisional to Application Number	:NA
Filing Date	:NA

(71)**Name of Applicant :**
1)INDIAN INSTITUTE OF TECHNOLOGY, BOMBAY
Address of Applicant :INDIAN INSTITUTE OF TECHNOLOGY BOMBAY, POWAI, MUMBAI-400076. Maharashtra India
(72)**Name of Inventor :**
1)MARYAM SHOJAEI BAGHINI
2)ANKUR SHUKLA

(57) Abstract :
A novel delay element and high speed pulse-based flip-flop. The present invention describes a novel pulse generating system and a high speed flip-flop, has a variable delay component, two input NAND gates, wherein the variable component has a differentiator; plurality of PMOS, plurality of NMOS and a clock generator. The circuit is simulated at various clock frequencies in 65 nm Technology and maximum frequency of operation was found 14.28 GHz in SS process corner.

No. of Pages : 23 No. of Claims : 12

(12) PATENT APPLICATION PUBLICATION
(19) INDIA
(22) Date of filing of Application :03/09/2013
(21) Application No.2866/MUM/2013 A
(43) Publication Date : 03/07/2015

(54) Title of the invention : A SYSTEM AND APPARATUS TO ENABLE ACCESS TO DOOR-LATCH BOLT OVER WIRELESS MEDIUM WITH MOBILE OR TABLET-PC AND A METHOD THEREOF

(51) International classification	:H04M 3/42, G08B1/08, E05B 65/00
(31) Priority Document No	:NA
(32) Priority Date	:NA
(33) Name of priority country	:NA
(86) International Application No	:NA
Filing Date	:NA
(87) International Publication No	: NA
(61) Patent of Addition to Application Number	:NA
Filing Date	:NA
(62) Divisional to Application Number	:NA
Filing Date	:NA

(71)**Name of Applicant :**
1)AMOL BHARAT RANADIVE
Address of Applicant :3B2/11, NIRMAL PARK PADMAVATI, CHAVAN NAGAR, PUNE 411043 MAHARASHTRA, INDIA
2)RAJBANSI AMOL RANADIVE
(72)**Name of Inventor :**
1)AMOL BHARAT RANADIVE

(57) Abstract :
A system and apparatus to enable access to door-latch bolt over wireless medium with mobile or tablet-PC serves as a means of emergency equipment that comprises of actuator hardware unit and software application that runs in operating system environment on a mobile or tablet-PC device. The said system works in conjunction with a spring lock that can be opened from inside but from outside it can be opened only with a key. If there is an accidental door lock and a person is outside, the said system helps the person to be able to control the lock from outside. The system serves a control by enabling point-to-point communication session in order to unlock from inside with the help of actuator hardware unit and the control information sent by the user from application software on mobile or tablet-PC device over common wireless medium such as Bluetooth or Wireless Fidelity (Wi-Fi).

No. of Pages : 13 No. of Claims : 16

(12) PATENT APPLICATION PUBLICATION
(19) INDIA
(22) Date of filing of Application :04/09/2013
(21) Application No.2869/MUM/2013 A
(43) Publication Date : 03/07/2015

(54) Title of the invention : SOLENOID BASED MECHANICAL LATCH SYSTEM FOR SWITCHING DEVICES

(51) International classification	:H01H9/20, H01H50/20
(31) Priority Document No	:NA
(32) Priority Date	:NA
(33) Name of priority country	:NA
(86) International Application No	:NA
Filing Date	:NA
(87) International Publication No	: NA
(61) Patent of Addition to Application Number	:NA
Filing Date	:NA
(62) Divisional to Application Number	:NA
Filing Date	:NA

(71)**Name of Applicant :**
1)LARSEN AND TOUBRO LTD.
Address of Applicant :L&T HOUSE, BALLARD ESTATE, MUMBAI-72, Maharashtra India
(72)**Name of Inventor :**
1)NRITYA GURU
2)AJITH KUMAR

(57) Abstract :
Disclosed is a solenoid based mechanical latch system for switching devices. The system comprises a housing having a top portion, a bottom portion and a top cover, and a coupler mounted in the bottom portion of the housing. The system further comprises a link capable of being latched to the coupler, a first spring attached to the link, and a solenoid configured within the top portion of the housing. The solenoid includes a coil configured therein. Furthermore, the system includes a solenoid limb positioned within the solenoid, wherein the solenoid limb includes a notch configured at lower portion thereof. Also, the system includes a delatch bar having a first end and a second end, and a second spring assembled between the solenoid limb and the bar. The first end is coupled to the notch of the solenoid limb and the second end guides the tail portion of the link.

No. of Pages : 14 No. of Claims : 3

(12) PATENT APPLICATION PUBLICATION
(19) INDIA
(22) Date of filing of Application :27/03/2014
(21) Application No.557/MUMNP/2014 A
(43) Publication Date : 03/07/2015

(54) Title of the invention : MITIGATING IMPACT OF POWER IMBALANCE ON REMOTE DATA RATE IN WIRELESS LOCAL AREA NETWORK

(51) International classification :H04W52/32,H04W52/24,H04L1/18
(31) Priority Document No :61/551896
(32) Priority Date :26/10/2011
(33) Name of priority country :U.S.A.
(86) International Application No :PCT/US2012/046882
Filing Date :16/07/2012
(87) International Publication No :WO 2013/062643
(61) Patent of Addition to Application Number :NA
Filing Date :NA
(62) Divisional to Application Number :NA
Filing Date :NA

(71)**Name of Applicant :**
1)QUALCOMM INCORPORATED
Address of Applicant :5775 Morehouse Drive ATTN: International IP Administration San Diego California 92121 U.S.A.
(72)**Name of Inventor :**
1)SADEK Ahmed K.
2)MANTRAVADI Ashok
3)KADOUS Tamer Adel

(57) Abstract :
A method for mitigating the impact of a power imbalance on a remote data rate in a wireless local area network (WLAN) includes transmitting a wireless local area network (WLAN) acknowledgement (ACK) packet at a first transmit power level to a remote device. The method further includes transmitting to the remote device a WLAN data packet at a second transmit power level that is lower than the first transmit power level of the WLAN ACK packet. Another method for mitigating the impact of a power imbalance on a remote data rate in a wireless local area network (WLAN) may include selecting a wireless local area network (WLAN) acknowledgement (ACK) packet transmit rate independent from a rate at which a WLAN data packet is received. This method further includes transmitting to a remote device a WLAN ACK packet at the selected WLAN ACK packet transmit rate.

No. of Pages : 51 No. of Claims : 22

(12) PATENT APPLICATION PUBLICATION
(19) INDIA
(22) Date of filing of Application :23/08/2013
(21) Application No.2762/MUM/2013 A
(43) Publication Date : 03/07/2015

(54) Title of the invention : COOKING APPARATUS AND CONTROL METHOD THEREOF

(51) International classification	:H05B6/64, H05B6/68
(31) Priority Document No	:10-2012-0095286
(32) Priority Date	:29/08/2012
(33) Name of priority country	:Republic of Korea
(86) International Application No	:NA
Filing Date	:NA
(87) International Publication No	: NA
(61) Patent of Addition to Application Number	:NA
Filing Date	:NA
(62) Divisional to Application Number	:NA
Filing Date	:NA

(71)**Name of Applicant :**
1)SAMSUNG ELECTRONICS CO., LTD.
Address of Applicant :129, Samsung-ro, Yeongtong-gu, Suwon-si, Gyeonggi-do, Republic of Korea.
(72)**Name of Inventor :**
1)LIM, Gyu Sik
2)KOO, Sun Hee
3)BAEK, Chang Min
4)CHO, In Young

(57) Abstract :
Disclosed is a cooking apparatus including a cooking chamber to receive materials to be cooked therein, a microwave-heating unit to radiate microwaves to the cooking chamber, a convection-heating unit to supply hot air to the cooking chamber, a grill-heating unit to supply radiant heat to the cooking chamber, a crusty plate configured to be heated by the microwaves, an input unit to receive a user fry-cooking command, and a control unit. When the user fry-cooking command is input, the control unit performs a microwave-heating stage of activating at least one of the convection-heating unit and the grill-heating unit and activating the microwave-heating unit, and performs a slim fry stage of activating the grill-heating unit and the convection-heating unit without activating the microwave-heating unit. Accordingly, the cooking apparatus achieves the fry-cooking process using the microwaves, radiant heat and convection heat without dipping the materials to be cooked in oil.

No. of Pages : 63 No. of Claims : 15

(12) PATENT APPLICATION PUBLICATION
(21) Application No.2962/MUM/2013 A
(19) INDIA
(22) Date of filing of Application :13/09/2013
(43) Publication Date : 03/07/2015

(54) Title of the invention : THE SYSTEM FOR AUTOMATIC ON/OFF/RES POSITION OF PETCOCK FOR BIKES.

(51) International classification	:F16K11/08	(71)**Name of Applicant :**
(31) Priority Document No	:NA	**1)BALASAHEB ASHOK GAYAKE**
(32) Priority Date	:NA	Address of Applicant :SANKET WINE, DNYANESHWAR KHANDBAHALE, TRIMBAK ROAD, MAHIRAWANI, NASHIK-422 213, MAHARASHTRA, INDIA.
(33) Name of priority country	:NA	
(86) International Application No	:NA	
Filing Date	:NA	(72)**Name of Inventor :**
(87) International Publication No	: NA	**1)BALASAHEB ASHOK GAYAKE**
(61) Patent of Addition to Application Number	:NA	
Filing Date	:NA	
(62) Divisional to Application Number	:NA	
Filing Date	:NA	

(57) Abstract :
The present invention provides a system for automatic ON/OFF/RES position of petcock for bikes. The present invention can provide the automatic mechanism of turning ON and OFF the petcock of the bike. It will automatically ON the petcock while turn ON of the switch of the bike and automatically OFF the petcock while turn OFF of the switch of the bike. If any time while riding a bike the fuel is present in RES amount, the petcock will go to RES position automatically. The present invention relates to a device for automatic ON/OFF/RES position of petcock for bikes. Generally, while riding a bike we are turning ON the petcock manually. Also at particular time, we are using reserve fuel from the tank by turning the petcock to RES position, but manually. One of the recommended notes is that we should turn OFF the petcock while no use of bike. The present invention will automatically take the respective position on respective time (ON/OFF/RES). This will help to have a comfortable riding of your bike without caring about the positioning of the petcock. The present invention consist of power supply to run the system, the volume sensor to knowledge the amount of fuel present in the fuel tank, the microcontroller to take account of the amount of fuel present in the fuel tank and to initiate the respective command to have respective position of the petcock, the stepper motor to position the petcock at respective position (ON/RES/OFF), the LED to indicate the RES position of the petcock so that rider should look for the fuel.

No. of Pages : 8 No. of Claims : 4

(12) PATENT APPLICATION PUBLICATION
(19) INDIA
(22) Date of filing of Application :28/03/2014
(21) Application No.580/MUMNP/2014 A
(43) Publication Date : 03/07/2015

(54) Title of the invention : ROLL SURFACE LAYER MATERIAL FOR HOT ROLLING WITH EXCELLENT FATIGUE RESISTANCE PRODUCED BY CENTRIFUGAL CASTING AND COMPOSITE ROLL FOR HOT ROLLING PRODUCED THROUGH CENTRIFUGAL CASTING

(51) International classification :C22C37/00,B21B27/00,B22D13/02
(31) Priority Document No :2011-229398
(32) Priority Date :19/10/2011
(33) Name of priority country :Japan
(86) International Application No :PCT/JP2012/006581
Filing Date :15/10/2012
(87) International Publication No :WO 2013/057914
(61) Patent of Addition to Application Number :NA
Filing Date :NA
(62) Divisional to Application Number :NA
Filing Date :NA

(71)**Name of Applicant :**
1)JFE STEEL CORPORATION
Address of Applicant :2 3 Uchisaiwai cho 2 chome Chiyoda ku Tokyo 1000011 Japan
(72)**Name of Inventor :**
1)ICHINO Kenji
2)MOCHIDA Tetsuo
3)SHIBATA Hiromitsu

(57) Abstract :
Provided is a roll surface layer material for hot rolling produced by centrifugal casting the roll surface layer material including a roll skin layer that has excellent fatigue resistance. The roll surface layer material produced by centrifugal casting has a composition which contains in terms of mass% 2.3 2.9% C 0.2 0.8% Si 0.2 1.0% Mn 5.0 7.5% Cr 4.4 6.5% Mo 5.3 7.0% V 0.6 1.5% Nb and 0.1 4.0% Co so that 14.0=(Mo+1.7V)=17.0 (wherein Mo and V are the contents of the elements (mass%)) is satisfied and which further contains 0.001 0.03% Al and/or 0.001 0.03% REM. The material contains carbides in an amount of 13 40% in terms of areal proportion. Due to this configuration the skin layer has significantly improved fatigue resistance. A shaft material is fusion bonded to and integrated with this roll surface layer material to produce a composite roll. This composite roll which is produced through centrifugal casting is excellent in terms of the fatigue resistance of the skin layer and is suitable for use as a roll for hot finish rolling.

No. of Pages : 37 No. of Claims : 2

(12) PATENT APPLICATION PUBLICATION
(19) INDIA
(22) Date of filing of Application :09/10/2013
(21) Application No.3197/MUM/2013 A
(43) Publication Date : 03/07/2015

(54) Title of the invention : VIBRATORY MOUTH EXERCISING DEVICE

(51) International classification :A63B23/03
(31) Priority Document No :NA
(32) Priority Date :NA
(33) Name of priority country :NA
(86) International Application No :NA
Filing Date :NA
(87) International Publication No : NA
(61) Patent of Addition to Application Number :NA
Filing Date :NA
(62) Divisional to Application Number :NA
Filing Date :NA

(71)**Name of Applicant :**
1)PATIL PRAVINKUMAR GAJANAN
Address of Applicant :FLAT NO. 402, MAHARSHI GAJANAN APARTMENT III, 45, WANJARI NAGAR, NAGPUR, PIN-440003 Maharashtra India
2)PATIL SMITA PRAVINKUMAR
(72)**Name of Inventor :**
1)PATIL PRAVINKUMAR GAJANAN
2)PATIL SMITA PRAVINKUMAR

(57) Abstract :
The vibratory mouth exercising device is useful in Oral submucous fibrosis and other trismus conditions. A mouth exercising device comprising two dome shaped plates (with the diameter of approximately 35mm and 20mm) attached to one or two separate encapsulated vibrators. The piezoelectric unltra-sonographic vibrations generated from the vibrators are transferred to the two dome shaped plates. Smaller plate is placed intraorally and larger one on the skin of the clip of cheek. Piezoelectric vibrations cause stretch and quizzing of the mucosa to improve the elasticity and so is the mouth opening of the patients with trismus. Patient should be encouraged to exercise for 20 minutes (10 minutes on each side) with the help of the device 3-5 times a day unless discomfort or tissue injury occurs. The VMED is designed to facilitate the massage-effect directly to the stiff oral mucosa to improve mouth opening.

No. of Pages : 9 No. of Claims : 9

(12) PATENT APPLICATION PUBLICATION
(19) INDIA
(22) Date of filing of Application :09/10/2013
(21) Application No.3198/MUM/2013 A
(43) Publication Date : 03/07/2015

(54) Title of the invention : MODIFIED RELEASE FORMULATION OF KETOROLAC

(51) International classification	:A61K31/407, A61K31/56
(31) Priority Document No	:NA
(32) Priority Date	:NA
(33) Name of priority country	:NA
(86) International Application No	:NA
Filing Date	:NA
(87) International Publication No	: NA
(61) Patent of Addition to Application Number	:NA
Filing Date	:NA
(62) Divisional to Application Number	:NA
Filing Date	:NA

(71)**Name of Applicant :**
1)SOLANKI NAYAN GOVINDBHAI
Address of Applicant :B-202, PRAYAG RESIDENCY, OPP. NIRMA VIDHYA VIHAR SCHOOL, BODAKDEV AHMEDABAD-380054, Gujarat, India
(72)**Name of Inventor :**
1)SOLANKI NAYAN GOVINDBHAI
2)DR. MUKESH C. GOHEL

(57) Abstract :
The present invention relates to a twice a daily compositions of ketorolac, which can be used for the treatment of acute pain. More specifically, the present invention is directed to a pharmaceutical composition of ketorolac which requires less frequent dosage regimen.

No. of Pages : 23 No. of Claims : 14

(12) PATENT APPLICATION PUBLICATION
(19) INDIA
(22) Date of filing of Application :18/02/2013
(21) Application No.467/MUM/2013 A
(43) Publication Date : 03/07/2015

(54) Title of the invention : A METHOD FOR FABRICATION OF BISMUTH SULPHIDE GLASS NANOCOMPOSITE COMPRISING MN2+

(51) International classification	:C08K7/24, C08K3/04, H01G9/145, H01G9/05
(31) Priority Document No	:NA
(32) Priority Date	:NA
(33) Name of priority country	:NA
(86) International Application No	:NA
Filing Date	:NA
(87) International Publication No	: NA
(61) Patent of Addition to Application Number	:NA
Filing Date	:NA
(62) Divisional to Application Number	:NA
Filing Date	:NA

(71)**Name of Applicant :**
1)CENTRE FOR MATERIALS FOR ELECTRONICS TECHNOLOGY (C-MET)
Address of Applicant :PANCHAWATI, OFF PASHAN ROAD, PUNE - 411 008, MAHARASHTRA, INDIA
2)SECRETARY, DEPARTMENT OF ELECTRONICS AND INFORMATION TECHNOLOGY (DEITY)
3)LASER LAB, DEPARTMENT OF PHYSICS, UNIVERSITY OF PUNE
(72)**Name of Inventor :**
1)KALE BHARAT BHANUDAS
2)KULKARNI MILIND VYANKATESH
3)PANMAND RAJENDRA POPAT
4)APTE SANJAY KRUSHNAJI
5)NAIK SONALI DEEPAK
6)AMBEKAR JALINDAR DNYANDEV
7)SONAWANE RAVINDRA SHRAVAN
8)MARIMUTTHU R.
9)MULIK UTTAMRAO P.
10)AMLANERKAR DINESH PUNDALIK
11)CHATTERJEE SANDIP
12)SHROFF NILOFER
13)GOSAVI SURESH W.

(57) Abstract :
The present disclosure envisages a method for fabrication of Bismuth Sulphide glass nanocomposite comprising Mn2+. The method includes the steps of preparing a composition comprising 52% to 55% by weight of SiO2, 8% to 10% by weight of Na20, 10% to 12% by weight of K20, 10% to 14% by weight of ZnO, 6% to 12% by weight of B203, 4% to 8% by weight of Ti02 and 3% to 6% by weight of MgO; introducing Mn2+ into the composition by adding Manganese Acetate into the composition; melting the composition in an alumina crucible at a temperature between 1250°C and 1400°C and obtaining a glass melt; and heat treating the composition for a predetermined period of time at a temperature of at least 600 °C and obtaining Bismuth Sulphide glass comprising Bi2S3 nanocrystals and Mn2+ nanocrystals.

No. of Pages : 28 No. of Claims : 19

(12) PATENT APPLICATION PUBLICATION
(21) Application No.581/MUMNP/2014 A
(19) INDIA
(22) Date of filing of Application :28/03/2014
(43) Publication Date : 03/07/2015

(54) Title of the invention : POWDER INJECTION LANCE AND METHOD OF REFINING MOLTEN IRON USING SAID POWDER INJECTION LANCE

(51) International classification :C21C5/46,C21C1/02,C21C5/30
(31) Priority Document No :2011-227627
(32) Priority Date :17/10/2011
(33) Name of priority country :Japan
(86) International Application No :PCT/JP2012/006610
Filing Date :16/10/2012
(87) International Publication No :WO 2013/057927
(61) Patent of Addition to Application Number :NA
Filing Date :NA
(62) Divisional to Application Number :NA
Filing Date :NA

(71)**Name of Applicant :**
1)JFE STEEL CORPORATION
Address of Applicant :2 3 Uchisaiwai cho 2 chome Chiyoda ku Tokyo 1000011 Japan
(72)**Name of Inventor :**
1)OKUYAMA Goro
2)KIKUCHI Naoki
3)UCHIDA Yuichi
4)TAKAHASHI Yukio
5)SATO Shingo
6)NAKASE Kenji
7)TA Yasutaka
8)MIKI Yuji

(57) Abstract :
This powder injection lance is provided with: a refining oxygen gas injection nozzle which has multiple ejection openings that are arranged at intervals along a circular trajectory and inject an oxygen gas into an iron bath housed in a reaction vessel; and a burner nozzle which has an axial center coaxial with the central axis of the circular trajectory and which has an ejection opening which forms a flame on the inside of said refining oxygen gas injection nozzle and which injects into the iron bath a powder to which heat has been transferred by said flame. An indicator showing the positional relation between the ejection opening of the refining oxygen gas injection nozzle and the ejection opening of the burner nozzle fulfills A=1.7(R r d/2)/L+tan(12°) 0.0524>0. Here R is the radius (mm) of the circular trajectory r is the radius (mm) of the ejection opening of the burner nozzle d is the diameter (mm) of the ejection openings of the refining oxygen nozzle is the inclination angle (°) of the axial center of the refining oxygen gas injection nozzle and L is the lance height (mm). By this means the efficiency of heat transfer to the iron bath is improved.

No. of Pages : 110 No. of Claims : 11

(12) PATENT APPLICATION PUBLICATION
(19) INDIA
(22) Date of filing of Application :03/10/2013
(21) Application No.3140/MUM/2013 A
(43) Publication Date : 03/07/2015

(54) Title of the invention : AN IMPROVED PROCESS FOR PREPARATION OF GANCICLOVIR

(51) International classification	:C07D473/18, C07D473/00
(31) Priority Document No	:NA
(32) Priority Date	:NA
(33) Name of priority country	:NA
(86) International Application No	:NA
Filing Date	:NA
(87) International Publication No	: NA
(61) Patent of Addition to Application Number	:NA
Filing Date	:NA
(62) Divisional to Application Number	:NA
Filing Date	:NA

(71)**Name of Applicant :**
1)CALYX CHEMICALS AND PHARMADCEUTICALS LTD.
Address of Applicant :2, MARWAH'S COMPLEX, SAKIVIHAR ROAD, SAKINAKA, ANDHERI (E), MUMBAI-400 072, MAHARASHTRA, INDIA
(72)**Name of Inventor :**
1)PATEL, VIMESHKUMAR MAGANLAL
2)LAL, BANSI
3)ANSARI, AZIZUR RAHMAN
4)TAMHANKAR, MANISH SHRIDHAR
5)KATTA, NAGARAJU LAXMANACHARY
6)GAIKWAD, SACHIN BHAGVAT

(57) Abstract :
The present invention relates to an improved process for preparation of Ganciclovir through the isolation of pure N2-acetyl-9-(1.3-diacetoxy-2-propoxymethyl)guanine. (N-9 isomer) from the first fraction of crystallization followed by recycling of mother liquor containing N -acetyl-7-(l ,3-diacetoxy-2-propoxymelhyl)guaninc. (N-7 isomer) with all by products such as N-9 isomer, traces of unreaclcd diacetyl guanine and degraded product monoacetyl guanine.

No. of Pages : 24 No. of Claims : 10

(12) PATENT APPLICATION PUBLICATION
(21) Application No.3143/MUM/2013 A
(19) INDIA
(22) Date of filing of Application :03/10/2013
(43) Publication Date : 03/07/2015

(54) Title of the invention : PROCESS FOR RECOVERING LOW-DENSITY POLYETHYLENE FROM FLEXIBLE PACKAGING MATERIAL

(51) International classification	:C09J7/02, C09J11/00
(31) Priority Document No	:NA
(32) Priority Date	:NA
(33) Name of priority country	:NA
(86) International Application No	:NA
Filing Date	:NA
(87) International Publication No	: NA
(61) Patent of Addition to Application Number	:NA
Filing Date	:NA
(62) Divisional to Application Number	:NA
Filing Date	:NA

(71)**Name of Applicant :**
1)KETAN MAHADEV PATEL
Address of Applicant :FLAT-619, A-5 LOK BHARTI, CTS 445, MAROL MAROSHI ROAD, ANDHERI (EAST), MUMBAI-400059 Maharashtra India
2)MAHESH MAHADEV VAVIYA
3)MAHESH HARJI PATEL
(72)**Name of Inventor :**
1)KETAN MAHADEV PATEL
2)MAHESH MAHADEV VAVIYA
3)MAHESH HARJI PATEL

(57) Abstract :
A process for recovering low-density polyethylene from flexible packaging material by treating it in an acidic environment having sulphuric acid is provided; wherein the flexible packaging material is made up of at least polyester and low-density polyethylene.

No. of Pages : 10 No. of Claims : 4

(12) PATENT APPLICATION PUBLICATION
(21) Application No.3145/MUM/2013 A
(19) INDIA
(22) Date of filing of Application :03/10/2013
(43) Publication Date : 03/07/2015

(54) Title of the invention : CRYSTALLINE ABACAVIR HYDROCHLORIDE MONOHYDRATE AND PROCESS FOR ITS PREPARATION

(51) International classification	:C07D239/48	(71)**Name of Applicant :**
(31) Priority Document No	:NA	**1)LUPIN LIMITED**
(32) Priority Date	:NA	Address of Applicant :159 CST ROAD, KALINA,
(33) Name of priority country	:NA	SANTACRUZ (EAST), MUMBAI-400 098, STATE OF
(86) International Application No	:NA	MAHARASHTRA, INDIA
Filing Date	:NA	(72)**Name of Inventor :**
(87) International Publication No	: NA	**1)SINGH GIRIJ, PAL**
(61) Patent of Addition to Application Number	:NA	**2)SRIVASTAVA, DHANANJAL**
Filing Date	:NA	**3)BHADWAL, PARAMVIR**
(62) Divisional to Application Number	:NA	**4)ANSARI, INAMUS, SAQLAIN**
Filing Date	:NA	**5)PATIL, SUDHAKAR**

(57) Abstract :
The present invention relates to crystalline abacavir hydrochloride monohydrate. The present invention further provides a process for preparation of crystalline abacavir hydrochloride monohydrate by dissolving abacavir hydrochloride in aqueous C1-C4 alcoholic solvent, cooling the solution, and isolating the crystalline solid.

No. of Pages : 11 No. of Claims : 10

(12) PATENT APPLICATION PUBLICATION
(21) Application No.630/MUM/2013 A
(19) INDIA
(22) Date of filing of Application :01/09/2013
(43) Publication Date : 03/07/2015

(54) Title of the invention : AGROCHEMICALS WITH IMPROVED WATER SOLUBILITY AND WETTABILITY

(51) International classification	:A01N25/14, A01N25/30, A01N25/08
(31) Priority Document No	:NA
(32) Priority Date	:NA
(33) Name of priority country	:NA
(86) International Application No	:NA
Filing Date	:NA
(87) International Publication No	: NA
(61) Patent of Addition to Application Number	:NA
Filing Date	:NA
(62) Divisional to Application Number	:NA
Filing Date	:NA

(71)**Name of Applicant :**
1)GHARDA, KEKI HORMUSJI
Address of Applicant :48 Hill Road, Bandra (West), Mumbai 400050, MAHARASHTRA, INDIA
(72)**Name of Inventor :**
1)GHARDA, KEKI HORMUSJI

(57) Abstract :
Disclosed is process for preparation of agrochemical active ingredient comprise reacting carboxylic acid agrochemical active ingredient having carboxylic acid group with alkyl ether of ethoxylated alkanolamine selected from lauryl/ decyl/ octyl ether of ethoxylated dimethylethanol amine, in presence of solvent, to produce quaternary salt of carboxylic acid agrochemical active ingredient with alkyl ether of ethoxylated alkanolamine. The carboxylic acid group is suitably reacted with alkyl ether of ethoxylated alkanolamine to form quaternary salt of carboxylic acid agrochemical active ingredient with alkyl ether of ethoxylated alkanolamine. The process is carried out at 30 to 35 deg C temperature and at atmospheric pressure. The agrochemical active ingredient can be used as herbicide, pesticide, fungicide, weed killer, plant health agent or plant growth regulator and requires reduced or no use of surfactant. The agrochemical active ingredient has improved wettability and water solubility.

No. of Pages : 19 No. of Claims : 9

(12) PATENT APPLICATION PUBLICATION
(21) Application No.631/MUM/2013 A
(19) INDIA
(22) Date of filing of Application :01/09/2013
(43) Publication Date : 03/07/2015

(54) Title of the invention : IMPROVED AGROCHEMICAL COMPOSITION

(51) International classification	:A01N25/14, A01N25/30, A01N25/08	(71)**Name of Applicant :** **1)GHARDA, KEKI HORMUSJI** Address of Applicant :48 Hill Road, Bandra (West), Mumbai 400050, MAHARASHTRA, INDIA
(31) Priority Document No	:NA	
(32) Priority Date	:NA	(72)**Name of Inventor :**
(33) Name of priority country	:NA	**1)GHARDA, KEKI HORMUSJI**
(86) International Application No	:NA	
Filing Date	:NA	
(87) International Publication No	: NA	
(61) Patent of Addition to Application Number	:NA	
Filing Date	:NA	
(62) Divisional to Application Number	:NA	
Filing Date	:NA	

(57) Abstract :
Disclosed is composition of agrochemical active ingredient comprising quaternary salt of carboxylic acid agrochemical active ingredient with alkyl ether of ethoxylated alkanolamine. The composition comprises alkyl ether of ethoxylated alkanolamine bonded to carboxylic acid agrochemical active ingredient. Carboxylic acid group of carboxylic acid agrochemical active ingredient is transformed by reaction with alkyl ether of ethoxylated alkanolamine to form quaternary salt of carboxylic acid agrochemical active ingredient with alkyl ether of ethoxylated alkanolamine. Carboxylic acid agrochemical active ingredient is selected from benzoic acid herbicides. Alkyl ether of ethoxylated alkanolamine is selected from group consisting of lauryl ether of ethoxylated dimethylethanol amine, decyl ether of ethoxylated dimethylethanol amine and octyl ether of ethoxylated dimethylethanol amine. Aqueous solution of the agrochemical active ingredient is used in agricultural and horticultural use.

No. of Pages : 20 No. of Claims : 9

(12) PATENT APPLICATION PUBLICATION
(21) Application No.3127/MUM/2013 A
(19) INDIA
(22) Date of filing of Application :01/10/2013
(43) Publication Date : 03/07/2015

(54) Title of the invention : A NEW INTERMEDIATE OF SOLIFENACIN AND A METHOD FOR PREPARATION THEREOF

(51) International classification	:A61K31/44, C07D453/04
(31) Priority Document No	:NA
(32) Priority Date	:NA
(33) Name of priority country	:NA
(86) International Application No	:NA
Filing Date	:NA
(87) International Publication No	: NA
(61) Patent of Addition to Application Number	:NA
Filing Date	:NA
(62) Divisional to Application Number	:
Filed on	:01/01/1900

(71)**Name of Applicant :**
1)MEGAFINE PHARMA (P) LTD.
Address of Applicant :4TH FLOOR, SETHNA, 55, MAHARSHI KARVE ROAD, MARINE LINES, MUMBAI - 400 002, MAHARASHTRA, INDIA.
(72)**Name of Inventor :**
1)MATHAD VIJAYAVITTHAL THIPPANNACHAR
2)NIPHADE NAVNATH CHINTAMAN
3)MALI ANIL CHATURLAL
4)JAGTAP KUNAL MADHAV
5)PANDIT BHUSHAN SUDHAKAR
6)P. RAGHVENDRA KUMAR

(57) Abstract :
A new compound (3R)-l-azabicyclo[2.2.2]oct-3-yl 4-nitrophenyl carbonate of formula (IV); as an intermediate of Solifenacin. A process for the preparation of the compound of formula (IV) comprising; a. reacting (R)-quinuclidin-3-ol of formula (II) and bis (p-nitro phenyl) carbonate of formula (III) to form (3R)-l-azabicyclo[2.2.2]oct-3-yl 4-nitrophenyl carbonate of formula (IV); b. and isolating the compound of the formula (IV) from the reaction mass of step (a).

No. of Pages : 24 No. of Claims : 9

(12) PATENT APPLICATION PUBLICATION
(21) Application No.3128/MUM/2013 A
(19) INDIA
(22) Date of filing of Application :01/10/2013
(43) Publication Date : 03/07/2015

(54) Title of the invention : METHOD OF MANUFACTURING SHEAR WEB CORE TEMPLATE AND AN APPARATUS THEREFOR

(51) International classification	:B29C70/88,B29C 70/54
(31) Priority Document No	:NA
(32) Priority Date	:NA
(33) Name of priority country	:NA
(86) International Application No	:NA
Filing Date	:NA
(87) International Publication No	: NA
(61) Patent of Addition to Application Number	:NA
Filing Date	:NA
(62) Divisional to Application Number	:NA
Filing Date	:NA

(71)**Name of Applicant :**
1)SUZLON ENERGY LIMITED
Address of Applicant :UNIT NO. 6, BLOCK NO. 93, VILLAGE: VADASALA- VARNAMA, N.H.NO.8, DISTRICT VADODARA - 391242, Gujarat, India
(72)**Name of Inventor :**
1)MUKESH VINAYAK PATIL
2)PREM E J BABU

(57) Abstract :
The present invention discloses a template designing process and an apparatus adapted therefor wherein a template is designed to give shape to a core as per web mould thereof. The template includes two laminates that respectively have shapes of the top and bottom of each core piece and are preferably formed per CAD profiles. The template may include a template location identification configured on a surface thereof. The disclosed process substantially reduces foam making time thereby facilitating foam making without measurement of the foam core.

No. of Pages : 37 No. of Claims : 17

(12) PATENT APPLICATION PUBLICATION
(19) INDIA
(22) Date of filing of Application :27/03/2014
(21) Application No.565/MUMNP/2014 A
(43) Publication Date : 03/07/2015

(54) Title of the invention : FLAME RESISTANT YARNS AND FABRICS INCLUDING PARTIALLY AROMATIC POLYAMIDE FIBER AND OTHER FLAME RESISTANT FIBERS

(51) International classification :D02G3/04,D03D15/12
(31) Priority Document No :61/530434
(32) Priority Date :02/09/2011
(33) Name of priority country :U.S.A.
(86) International Application No :PCT/US2012/053022
Filing Date :30/08/2012
(87) International Publication No :WO 2013/074181
(61) Patent of Addition to Application Number :NA
Filing Date :NA
(62) Divisional to Application Number :NA
Filing Date :NA

(71)**Name of Applicant :**
1)INVISTA TECHNOLOGIES S.A R. L.
Address of Applicant :Zweigniederlassumg St. Gallen Kreuzackerstrasse 9 CH 9000 St. Gallen Switzerland
(72)**Name of Inventor :**
1)SCHMITT Thomas E.
2)SARZOTTI Deborah M.

(57) Abstract :
Disclosed are technical fibers and yarns made with partially aromatic polyamides and a fiber having vapor phase action such as an FR cellulosic fiber. Fabrics made from such fibers and yarns demonstrate superior flame retardancy over traditional flame retardant nylon 6 6 fabrics. Further the disclosed fibers and yarns when blended with other flame retardant fibers do not demonstrate the dangerous scaffolding effect common with flame retardant nylon 6 6 blended fabrics.

No. of Pages : 18 No. of Claims : 28

(12) PATENT APPLICATION PUBLICATION
(21) Application No.624/MUM/2011 A
(19) INDIA
(22) Date of filing of Application :05/03/2011
(43) Publication Date : 03/07/2015

(54) Title of the invention : CONTROLLED RELEASE PHARMACEUTICAL COMPOSITION

(51) International classification	:A61K9/28, a61k31/00
(31) Priority Document No	:NA
(32) Priority Date	:NA
(33) Name of priority country	:NA
(86) International Application No	:NA
Filing Date	:NA
(87) International Publication No	: NA
(61) Patent of Addition to Application Number	:NA
Filing Date	:NA
(62) Divisional to Application Number	:NA
Filing Date	:NA

(71)**Name of Applicant :**
1)CADILA PHARMACEUTICALS LIMITED
Address of Applicant :Cadila Corporate Campus • Sarkhej - Dholka Road Bhat Ahmedabad - 382210 Gujarat India
(72)**Name of Inventor :**
1)MUKHARYA Amit
2)SATYAJIT CVN
3)PANDA Sunil Kumar
4)PAGAR Hemant
5)KHAMAR Bakulesh Mafatlal
6)MODI Indravadan Ambalal

(57) Abstract :
The present invention is to provide a controlled release pharmaceutical composition comprises of highly soluble drug and plant derived product like Hydrogenated oils as sole controlled release matrix forming excipient which reduces or eliminates the initial burst effect and control the release of highly soluble drug over extended period of time from suitable dosage form. Further the present invention also provides simple, cost effective, less time consuming process for preparing the said composition by Hot melt granulation technique.

No. of Pages : 15 No. of Claims : 7

(12) PATENT APPLICATION PUBLICATION
(19) INDIA
(22) Date of filing of Application :13/04/2014
(21) Application No.687/MUMNP/2014 A
(43) Publication Date : 03/07/2015

(54) Title of the invention : RECRUITMENT SYSTEMS AND METHODS IN A MODULAR LEARNING SYSTEM

(51) International classification :G09B3/00
(31) Priority Document No :2576/MUM/2011
(32) Priority Date :13/09/2011
(33) Name of priority country :India
(86) International Application No :PCT/US2012/054940
Filing Date :12/09/2012
(87) International Publication No :WO 2013/040092
(61) Patent of Addition to Application Number :NA
Filing Date :NA
(62) Divisional to Application Number :NA
Filing Date :NA

(71)**Name of Applicant :**
1)MONK AKARSHALA DESIGN PRIVATE LIMITED
Address of Applicant :1103 A Wing Hillside Raheja Vihar Powai Mumbai 400072 Maharashtra India
2)MONK AKARSHALA INC.
(72)**Name of Inventor :**
1)KAPOOR Samridh

(57) Abstract :
A modular learning system provides recruiting systems and methods to a recruiting user. A recruiting user provides a recruiting request to the modular learning system. The recruiting request specifies learning applications and minimum performance metrics for users qualifying for recruitment. Learning users who have performed the learning applications at the specified performance metrics are eligible for recruitment by the recruiting user and may be provided an interview with the recruiting user.

No. of Pages : 68 No. of Claims : 15

(12) PATENT APPLICATION PUBLICATION
(21) Application No.3136/MUM/2013 A
(19) INDIA
(22) Date of filing of Application :03/10/2013
(43) Publication Date : 03/07/2015

(54) Title of the invention : HYBRID ENGINE WITH VARIABLE POWER TRAIN

(51) International classification :F01L1/34
(31) Priority Document No :NA
(32) Priority Date :NA
(33) Name of priority country :NA
(86) International Application No :NA
Filing Date :NA
(87) International Publication No : NA
(61) Patent of Addition to Application Number :NA
Filing Date :NA
(62) Divisional to Application Number :NA
Filing Date :NA

(71)**Name of Applicant :**
1)DEEPAK LAXMAN TULSANI
Address of Applicant :S NO 11/2, NO. 1088, VAIBHAV COLONY, VIJAY NAGAR, KALEWADI, PIMPRI, PUNE-411017 Maharashtra India
(72)**Name of Inventor :**
1)DEEPAK LAXMAN TULSANI

(57) Abstract :
The present invention discloses a twin power source hybrid engine for increasing fuel efficiency at low speeds comprising an internal combustion engine (ICE), a supplementary power source, a gyrometer, a processing unit, an independent power transmission module and a pseudo gear-box mechanism. The internal combustion engine drives a vehicle in a conventional second or above gears readily available in the vehicle. The supplementary power source drives a vehicle in a conventionally lower gear than the second gear called hereafter as a pseudo gear. The gyrometer shows a zero divergence during a standstill position of the vehicle. The gyrometer shows a specific value of positive angular divergence during a clockwise movement of the steering wheel or handle. The gyrometer shows a specific value of negative angular divergence during a counter-clockwise movement of the steering wheel or handle. The processing unit is connected to the gyrometer and the independent power transmission module.

No. of Pages : 20 No. of Claims : 6

(12) PATENT APPLICATION PUBLICATION
(21) Application No.3138/MUM/2013 A
(19) INDIA
(22) Date of filing of Application :03/10/2013
(43) Publication Date : 03/07/2015

(54) Title of the invention : SYSTEM(S) AND METHOD(S) TO IDENTIFY ONE OR MORE PEERS IN A PEER TO PEER COMMUNICATION

(51) International classification	:H04L12/58, H04L29/06
(31) Priority Document No	:NA
(32) Priority Date	:NA
(33) Name of priority country	:NA
(86) International Application No	:NA
Filing Date	:NA
(87) International Publication No	: NA
(61) Patent of Addition to Application Number	:NA
Filing Date	:NA
(62) Divisional to Application Number	:NA
Filing Date	:NA

(71)**Name of Applicant :**
1)Tata Consultancy Services Limited
Address of Applicant :Nirmal Building, 9th Floor, Nariman Point, Mumbai 400021, MAHARASHTRA, INDIA
(72)**Name of Inventor :**
1)LAKSHMEGOWDA, Nandini Heragu
2)VALLAT, Sathish
3)GARG, Shalin
4)SHARIFF, Mohammed Yousuf
5)THOMAS, Annie

(57) Abstract :
Systems and methods for facilitating peer-to-peer communication are disclosed. A payor and a payee may establish a communication request with intent to execute a transaction in a P2P payment. The payee and the payor may transmit a first request and a second request respectively to an intermediary server to establish the communication. Based on the first request and the second request, the intermediary server sends one or more identification elements to the payee and payor. The payee and payor are identified at intermediary server as parties for P2P payment after an augmented reality (AR) experience and a resultant synchronized action that sends first trigger request and second trigger request from the respective devices.

No. of Pages : 37 No. of Claims : 11

(12) PATENT APPLICATION PUBLICATION
(21) Application No.3139/MUM/2013 A
(19) INDIA
(22) Date of filing of Application :03/10/2013
(43) Publication Date : 03/07/2015

(54) Title of the invention : A SELF CLEANING TYPE INTANK TAPCHANGER CONTACT DESIGN TO RETAIN STABILITY OF THE CONTACT RESISTANCE

(51) International classification	:H01H29/00, H01H29/26
(31) Priority Document No	:NA
(32) Priority Date	:NA
(33) Name of priority country	:NA
(86) International Application No	:NA
Filing Date	:NA
(87) International Publication No	: NA
(61) Patent of Addition to Application Number	:NA
Filing Date	:NA
(62) Divisional to Application Number	:NA
Filing Date	:NA

(71)**Name of Applicant :**
1)CTR MANUFACTURING INDUSTRIES LTD.
Address of Applicant :Nagar Road, Pune 411014, MAHARASHTRA, INDIA.
(72)**Name of Inventor :**
1)RAMAKRISHNAN NAGARAJAN

(57) Abstract :
The disclosure provides an on-load- tapchanger for a transformer comprising, at least one fixed contact and at least one movable contact (1), characterized in that: at least one predefined shaped slit (5) configured on head of the movable contact (1) to cut through or reduce formation of a resistive film and maintain stability of the tapchanger contacts.

No. of Pages : 18 No. of Claims : 5

(12) PATENT APPLICATION PUBLICATION
(19) INDIA
(22) Date of filing of Application :13/04/2014
(21) Application No.689/MUMNP/2014 A
(43) Publication Date : 03/07/2015

(54) Title of the invention : PERSONALIZED TUTORING STREAMS IN A MODULAR LEARNING SYSTEM

(51) International classification :G06Q10/06
(31) Priority Document No :2604/MUM/2011
(32) Priority Date :13/09/2011
(33) Name of priority country :India
(86) International Application No :PCT/US2012/054963
Filing Date :13/09/2012
(87) International Publication No :WO 2013/040110
(61) Patent of Addition to Application Number :NA
Filing Date :NA
(62) Divisional to Application Number :NA
Filing Date :NA

(71)**Name of Applicant :**
1)MONK AKARSHALA DESIGN PRIVATE LIMITED
Address of Applicant :1103 A Wing Hillside Raheja Vihar Powai Mumbai 400072 Maharashtra India
2)MONK AKARSHALA INC.
(72)**Name of Inventor :**
1)KAPOOR Samridh

(57) Abstract :
An apparatus and method are disclosed for generating a personalized tutoring stream in a modular learning system. Learning applications are stored in the modular learning system each associated with at least one application service. The modular learning system receives a performance request specifying one or more learning applications. After determining an availability of application services associated with the one or more specified learning applications the modular learning system adds the specified learning applications to a tutoring stream associated with the tutoring user.

No. of Pages : 56 No. of Claims : 12

(12) PATENT APPLICATION PUBLICATION
(21) Application No.2461/MUM/2013 A
(19) INDIA
(22) Date of filing of Application :24/07/2013
(43) Publication Date : 03/07/2015

(54) Title of the invention : A NUTRITIONAL COMPOSITION FOR PLANTS AND A METHOD OF PREPARATION THEREOF

(51) International classification	:a61k9/00, A61K36/00
(31) Priority Document No	:NA
(32) Priority Date	:NA
(33) Name of priority country	:NA
(86) International Application No	:NA
Filing Date	:NA
(87) International Publication No	: NA
(61) Patent of Addition to Application Number	:NA
Filing Date	:NA
(62) Divisional to Application Number	:NA
Filing Date	:NA

(71)**Name of Applicant :**
1)TATA CHEMICALS LIMITED
Address of Applicant :BOMBAY HOUSE, 24 HOMI MODI STREET, MUMBAI - 400001, Maharashtra India
(72)**Name of Inventor :**
1)GOLE, ANAND
2)KOKATE, MANGESH
3)AHER, PRADNYA
4)BHOITE, SUJEET

(57) Abstract :
A nutritional composition for plants and a method of preparing the same is disclosed. The nutritional composition comprising silica nanoparticles having at least one micronutrient adsorbed thereon, wherein the micronutrient comprises at least 1% (w/w) of the nutritional composition, the nutritional composition having particle size not more than 1000 nm.

No. of Pages : 27 No. of Claims : 16

(12) PATENT APPLICATION PUBLICATION
(21) Application No.2462/MUM/2013 A
(19) INDIA
(22) Date of filing of Application :24/07/2013
(43) Publication Date : 03/07/2015

(54) Title of the invention : CRUM CHIP AND IMAGE FORMING DEVICE FOR AUTHENTICATION AND COMMUNICATION, AND METHODS THEREOF

(51) International classification	:H04N1/44
(31) Priority Document No	:10-2012-0152433
(32) Priority Date	:24/12/2012
(33) Name of priority country	:Republic of Korea
(86) International Application No	:NA
Filing Date	:NA
(87) International Publication No	: NA
(61) Patent of Addition to Application Number	:NA
Filing Date	:NA
(62) Divisional to Application Number	:NA
Filing Date	:NA

(71)**Name of Applicant :**
1)Samsung Electronics Co., Ltd.
Address of Applicant :129, Samsung-ro, Yeongtong-gu, Suwon-si, Gyeonggi-do, 443-742, Republic of Korea.
(72)**Name of Inventor :**
1)LEE, Jae-yoon
2)WOO, Hong-rok

(57) Abstract :
A Customer Replaceable Unit Monitoring (CRUM) chip, an image forming apparatus, and a method of authenticating are provided. The apparatus includes a main body that includes a main controller controlling operations of the apparatus, a consumable unit mounted on the main body to communicate with the main controller, and a CRUM chip that is provided in the consumable unit and stores information regarding the consumable unit. The main controller and the CRUM chip transmit and receive signals that include data and integrity detection data between each other. The integrity detection data is generated by accumulating and examining integrity detection data included in a previous signal.

No. of Pages : 82 No. of Claims : 11

(12) PATENT APPLICATION PUBLICATION
(21) Application No.3168/MUM/2013 A
(19) INDIA
(22) Date of filing of Application :04/10/2013
(43) Publication Date : 03/07/2015

(54) Title of the invention : COLOURED FIBER CEMENT ROOFING SHEETS WITH ANIT-ALGAL, ANIT-FUNGAL AND WATER REPELLENT PROPERTIES AND PROCESS THEREOF

(51) International classification :C04B 28/02,C04B 16/00,D06M11/155
(31) Priority Document No :NA
(32) Priority Date :NA
(33) Name of priority country :NA
(86) International Application No :NA
Filing Date :NA
(87) International Publication No : NA
(61) Patent of Addition to Application Number:
Filed on :01/01/1900
(62) Divisional to Application Number :NA
Filing Date :NA

(71)**Name of Applicant :**
1)EVEREST INDUSTRIES LIMITED
Address of Applicant :GAT 152, LAKHMAPUR VILLAGE, DINDORI TALUKA, POST BAG NO. 5, DISTRICT NASHIK-422202, MAHARASHTRA, INDIA.
(72)**Name of Inventor :**
1)RAO, YENDURI SRINIVASA
2)GOSETTY, BASAVARAJAPPA
3)MALI, SHARAD SANTOSH

(57) Abstract :
A Fiber Cement roofing sheets manufactured by Hatschek process having inbuilt antifungal and anti-algal properties by addition of the biocide additive is disclosed herein. Along with the biocide additives, the aesthetics of the roof is enhanced by mass pigmentation of the product by adding colour in the last vat of the system. Further the water absorption of the product is controlled by using derivatives of silicone as part of the composition thereby enhancing the water repellent effect. The biocide additives along with other additives are used in the mix of top layer of the sheets by dosing in last vat.

No. of Pages : 11 No. of Claims : 18

(12) PATENT APPLICATION PUBLICATION
(19) INDIA
(22) Date of filing of Application :04/10/2013
(21) Application No.3169/MUM/2013 A
(43) Publication Date : 03/07/2015

(54) Title of the invention : AN IMPROVED PROCESS FOR THE PREPARATION OF DASATINIB

(51) International classification	:C07D417/14, C07D417/12
(31) Priority Document No	:NA
(32) Priority Date	:NA
(33) Name of priority country	:NA
(86) International Application No	:NA
Filing Date	:NA
(87) International Publication No	: NA
(61) Patent of Addition to Application Number	:NA
Filing Date	:NA
(62) Divisional to Application Number	:NA
Filing Date	:NA

(71)**Name of Applicant :**
1)ALEMBIC PHARMACEUTICALS LIMITED
Address of Applicant :Alembic Campus, Alembic Road, Vadodara-390003, Gujarat, India
(72)**Name of Inventor :**
1)JAYARAMAN, Venkatraman
2)PATEL, Samir
3)MISTRY, Samir
4)PARMAR, Bhupendra

(57) Abstract :
The present invention relates to a novel synthetic route to N-(2-chloro-6-methylphenyl)-2-[[6-[4-(2-hydroxyethyl)-1-piperazinyl] -2-methyl-4-pyrimidyl] amino]-5-thiazolformamide of the formula I and also relates to the process for the preparation of novel amorphous forms of dasatinib (formula I).

No. of Pages : 30 No. of Claims : 10

(12) PATENT APPLICATION PUBLICATION
(19) INDIA
(22) Date of filing of Application :13/04/2014
(21) Application No.690/MUMNP/2014 A
(43) Publication Date : 03/07/2015

(54) Title of the invention : ABILITY BANKS IN A MODULAR LEARNING SYSTEM

(51) International classification :G09B7/00
(31) Priority Document No :2594/MUM/2011
(32) Priority Date :13/09/2011
(33) Name of priority country :India
(86) International Application No :PCT/US2012/054964
Filing Date :13/09/2012
(87) International Publication No :WO 2013/040111
(61) Patent of Addition to Application Number :NA
Filing Date :NA
(62) Divisional to Application Number :NA
Filing Date :NA

(71)**Name of Applicant :**
1)MONK AKARSHALA DESIGN PRIVATE LIMITED
Address of Applicant :1103 A Wing Hillside Raheja Vihar Powai Mumbai 400072 Maharashtra India
2)MONK AKARSHALA INC.
(72)**Name of Inventor :**
1)KAPOOR Samridh

(57) Abstract :
An apparatus and method are disclosed for generating ability banks in a modular learning system. Learning applications each associated with metadata describing scoring metrics are stored in the modular learning system. Performance items based on the scoring metrics are also stored in the modular learning system each associated with a learning user and a learning application. The modular learning system receives an ability bank generation request specifying a set of learning users and generates an ability bank for the specified set by summing performance items associated with the learning users of the set. In one embodiment the modular learning system generates ability banks for a plurality of sets of learning users and a relative ranking of the sets based on the plurality of ability banks.

No. of Pages : 60 No. of Claims : 9

(12) PATENT APPLICATION PUBLICATION
(19) INDIA
(22) Date of filing of Application :04/10/2013
(21) Application No.3158/MUM/2013 A
(43) Publication Date : 03/07/2015

(54) Title of the invention : SYSTEM AND METHOD FOR OPTIMIZING COOLING EFFICIENCY OF A DATA CENTER

(51) International classification :G05D23/00
(31) Priority Document No :NA
(32) Priority Date :NA
(33) Name of priority country :NA
(86) International Application No :NA
Filing Date :NA
(87) International Publication No : NA
(61) Patent of Addition to Application Number :NA
Filing Date :NA
(62) Divisional to Application Number :NA
Filing Date :NA

(71)**Name of Applicant :**
1)TATA CONSULTANCY SERVICES LIMITED
Address of Applicant :NIRMAL BUILDING, 9TH FLOOR, NARIMAN POINT, MUMBAI 400021, MAHARASHTRA, INDIA
(72)**Name of Inventor :**
1)BHAGWAT, HARSHAD GIRISH
2)SINGH, UMESH
3)D, SANKARA NARAYANAN
4)VARGHESE, ARUN
5)SINGH, AMARENDRA KUMAR
6)JAYAPRAKASH, RAJESH
7)SIVASUBRAMANIAM, ANAND

(57) Abstract :
Disclosed is a system and method for optimizing cooling efficiency of a data center is disclosed. The system may comprise an importing module, a Computational fluid dynamics (CFD) modeling module, a scope determination module, a metrics computation module, an identification module and a recommendation module. The importing module may be configured to import data associated to the data center. The CFD modeling module may be configured to leverage an external CFD Analysis tool in order to develop a CFD model of the data center. The scope determination module may be configured to determine a scope for optimizing the cooling efficiency of the data center. The metrics computation module may be configured to compute metrics based upon the data. The identification module may be configured to identify inefficiency and a cause producing the inefficiency. The recommendation module may be configured to facilitate optimizing cooling efficiency of the data center.

No. of Pages : 41 No. of Claims : 11

(12) PATENT APPLICATION PUBLICATION
(19) INDIA
(22) Date of filing of Application :04/10/2013
(21) Application No.3160/MUM/2013 A
(43) Publication Date : 03/07/2015

(54) Title of the invention : MODIFIED RELEASE PHARMACEUTICAL COMPOSITION

(51) International classification	:A61K31/00, a61k9/00
(31) Priority Document No	:NA
(32) Priority Date	:NA
(33) Name of priority country	:NA
(86) International Application No	:NA
Filing Date	:NA
(87) International Publication No	: NA
(61) Patent of Addition to Application Number	:NA
Filing Date	:NA
(62) Divisional to Application Number	:NA
Filing Date	:NA

(71)**Name of Applicant :**
1)SACHIN RAMESH MUNDADE
Address of Applicant :KISHOR KUNJ, 19, NEW SHREY NAGAR, NEW OSMANPURA, AURANGABAD, 431005, MAHARASHTRA, INDIA.
(72)**Name of Inventor :**
1)SACHIN RAMESH MUNDADE
2)AVINASH HANMANT HOSMANI

(57) Abstract :
There is provided an in-situ gastroretentive modified release pharmaceutical composition comprising Celiproiol or salts thereof. The present invention also provides the process for preparing the same.

No. of Pages : 28 No. of Claims : 10

(12) PATENT APPLICATION PUBLICATION
(21) Application No.3161/MUM/2013 A
(19) INDIA
(22) Date of filing of Application :04/10/2013
(43) Publication Date : 03/07/2015

(54) Title of the invention : METHOD AND SYSTEM FOR REAL TIME LANGUAGE TRANSLATION AND TRANSLITERATION

(51) International classification	:G06F17/28, G06F17/30	(71)**Name of Applicant :**
(31) Priority Document No	:NA	**1)RAKESH DESHMUKH**
(32) Priority Date	:NA	Address of Applicant :122 ANJANI NAGAR, AIRPORT ROAD, INDORE 452001, Madhya Pradesh India
(33) Name of priority country	:NA	**2)SUDHIR BANGARAMBAND**
(86) International Application No	:NA	**3)AKASH DONGRE**
Filing Date	:NA	**4)HARIHARAN PADMANABHAN**
(87) International Publication No	: NA	(72)**Name of Inventor :**
(61) Patent of Addition to Application Number	:NA	**1)RAKESH DESHMUKH**
Filing Date	:NA	**2)SUDHIR BANGARAMBANDI**
(62) Divisional to Application Number	:NA	**3)AKASH DONGRE**
Filing Date	:NA	**4)HARIHARAN PADMANABHAN**

(57) Abstract :
Accordingly it is a principle object of the present invention to overcome the disadvantages and limitations of prior art methods and systems and provide a method and system for product value discovery and trading the same as exchange traded products, constituted in accordance with the principles of the present invention which will be a regularity structure, wherein Paired / Split mutual fund units may be created out of the same structure which is open ended. It is yet another object of the present invention to provide simultaneous issuance / redemption of all classes of units / shares for payoff.

No. of Pages : 20 No. of Claims : 6

(12) PATENT APPLICATION PUBLICATION
(19) INDIA
(22) Date of filing of Application :09/04/2014
(21) Application No.635/MUMNP/2014 A
(43) Publication Date : 03/07/2015

(54) Title of the invention : PROTEIN KINASE INHIBITORS (VARIANTS) USE THEREOF IN TREATING ONCOLOGICAL DISEASES AND A PHARMACEUTICAL COMPOSITION BASED THEREON

(51) International classification	:C07D401/06,C07D401/14,C07D403/06
(31) Priority Document No	:2011124304
(32) Priority Date	:16/06/2011
(33) Name of priority country	:Russia
(86) International Application No	:PCT/RU2012/000423
Filing Date	:29/05/2012
(87) International Publication No	:WO 2012/173521
(61) Patent of Addition to Application Number	:NA
Filing Date	:NA
(62) Divisional to Application Number	:NA
Filing Date	:NA

(71)**Name of Applicant :**
1)OBSHCHESTVO S OGRANICHENNOY OTVETSTVENNOSTYOU FUSION PHARMA
Address of Applicant :ul. Generala Dorokhova 18/2 Moscow 119530 Russia
(72)**Name of Inventor :**
1)CHILOV Germes Grigorievich
2)TITOV Ilya Yurievich

(57) Abstract :
The present invention relates to the treatment of oncological chronic inflammatory and similar diseases with the aid of new families of chemical compounds having improved efficiency with regard to the inhibition of b1 kinase and mutant forms thereof as well as other therapeutically significant kinases. It describes protein kinase inhibitors in the form of compounds of general formula (I) and compounds of general formula (II) or a tautomer an individual isomer a mixture of isomers a pharmaceutically acceptable salt a solvate or a hydrate thereof.

No. of Pages : 142 No. of Claims : 17

(12) PATENT APPLICATION PUBLICATION
(19) INDIA
(22) Date of filing of Application :15/04/2014
(21) Application No.697/MUMNP/2014 A
(43) Publication Date : 03/07/2015

(54) Title of the invention : EP1 RECEPTOR LIGANDS

(51) International classification	:C07D209/08,C07D235/06,C07D471/04
(31) Priority Document No	:11382296.9
(32) Priority Date	:16/09/2011
(33) Name of priority country	:EPO
(86) International Application No	:PCT/EP2012/068101
Filing Date	:14/09/2012
(87) International Publication No	:WO 2013/037960
(61) Patent of Addition to Application Number	:NA
Filing Date	:NA
(62) Divisional to Application Number	:NA
Filing Date	:NA

(71)**Name of Applicant :**
1)LABORATORIOS DEL DR. ESTEVE S.A.
Address of Applicant :Avda. Mare de Deu de Montserrat 221 E 08041 Barcelona Spain
(72)**Name of Inventor :**
1)TORRENS JOVER Antoni
2)MERCˆ VIDAL Ramon
3)CALDENTEY FRONTERA Francesc Xavier
4)RODR • GUEZ GARRIDO Antonio David
5)CARCELLER GONZ • LEZ Elena
6)SALAS SOLANA Jordi

(57) Abstract :
The present invention belongs to the field of EP1 receptor ligands. More specifically it refers to compounds of general formula (I) having great affinity and selectivity for the EP1 receptor. The invention also refers to the process for their preparation to their use as medicament for the treatment and/or prophylaxis of diseases or disorders mediated by the EP1 receptor as well as to pharmaceutical compositions comprising them.

No. of Pages : 235 No. of Claims : 19

(12) PATENT APPLICATION PUBLICATION
(21) Application No.3175/MUM/2013 A
(19) INDIA
(22) Date of filing of Application :07/10/2013
(43) Publication Date : 03/07/2015

(54) Title of the invention : METHOD AND SYSTEM FOR VOWEL-SIGNS BASED KEYBOARD WTIH PREDICTION FOR COMMUNICATION DEVICES

(51) International classification	:G06F3/01, G06F3/02
(31) Priority Document No	:NA
(32) Priority Date	:NA
(33) Name of priority country	:NA
(86) International Application No	:NA
Filing Date	:NA
(87) International Publication No	: NA
(61) Patent of Addition to Application Number	:NA
Filing Date	:NA
(62) Divisional to Application Number	:NA
Filing Date	:NA

(71)**Name of Applicant :**
1)RAKESH DESHMUKH
Address of Applicant :122, ANJANI NAGAR, AIRPORT ROAD, INDORE, MADHYA PRADESH - 452001 Madhya Pradesh India
2)SUDHIR BANGARAMBAND
3)AKASH DONGRE
4)HARIHARAN PADMANABHAN
5)
(72)**Name of Inventor :**
1)RAKESH DESHMUKH
2)SUDHIR BANGARAMBANDI
3)AKASH DONGRE
4)HARIHARAN PADMANABHAN

(57) Abstract :
A computer implemented system for generating vowel-signs based keypad having predictive capabilities, and a method thereof, have been disclosed. The keypad configured to enable a user to input alphabets in at least one Indian language, and is displayed on a user interface. The keypad layout includes alphabets corresponding to an Indian language, frequently used vowel-signs, and frequently used alphabets, being represented in the form of selectable keys. The user interface cooperates with a processor that processes the alphabet(s) input by the user, and subsequently triggers a display of vowel-signs, consonants, and half consonants on the user interface, in the event that the user inputs a consonant(s).

No. of Pages : 25 No. of Claims : 14

(12) PATENT APPLICATION PUBLICATION
(21) Application No.3177/MUM/2013 A
(19) INDIA
(22) Date of filing of Application :07/10/2013
(43) Publication Date : 03/07/2015

(54) Title of the invention : MICRO SILICON SELF CHARGING BATTERY USING CHEMICALS

(51) International classification	:H01M 10/00, H01M12/06
(31) Priority Document No	:NA
(32) Priority Date	:NA
(33) Name of priority country	:NA
(86) International Application No	:NA
Filing Date	:NA
(87) International Publication No	: NA
(61) Patent of Addition to Application Number	:NA
Filing Date	:NA
(62) Divisional to Application Number	:NA
Filing Date	:NA

(71)**Name of Applicant :**
1)BAPAT MADHAV SHIVRAM
Address of Applicant :3066 'A' SHIVRAM PLAZA KAPILTIRTH, TARABAI ROAD, KARVEER, KOLHAPUR, - 416012 Maharashtra India
(72)**Name of Inventor :**
1)BAPAT MADHAV SHIVRAM

(57) Abstract :
The present invention is related to the micro silicon self charging battery or cell wherein continuously self sustaining energy pulses may be generated from a silicon dioxide and neutral water, the products which may be produced by an in situ reaction at ambient temperature of an aqueous alkali metal silicate and a dilute inorganic acid in the absence of any energy supplying device or material which may use an external or additional source of energy.

No. of Pages : 15 No. of Claims : 10

(12) PATENT APPLICATION PUBLICATION
(19) INDIA
(22) Date of filing of Application :07/10/2013
(21) Application No.3178/MUM/2013 A
(43) Publication Date : 03/07/2015

(54) Title of the invention : LOW CARBON HIGH STRENGTH HOT ROLLED STEEL SHEETS AND A PROCESS FOR ITS MANUFACTURE.

(51) International classification	:C22C38/12, C22C38/06
(31) Priority Document No	:NA
(32) Priority Date	:NA
(33) Name of priority country	:NA
(86) International Application No	:NA
Filing Date	:NA
(87) International Publication No	: NA
(61) Patent of Addition to Application Number	:NA
Filing Date	:NA
(62) Divisional to Application Number	:NA
Filing Date	:NA

(71)**Name of Applicant :**
1)JSW STEEL LIMITED
Address of Applicant :DOLVI WORKS, GEETAPURAM, DOLVI, TALUKA PEN, DIST. RAIGAD, PIN - 402107, Maharashtra India
(72)**Name of Inventor :**
1)PATRA, PRADIP KUMAR
2)SINGHAI, MRIGANDRA
3)SAM, SRIMANTA
4)SINGH, BINOD KUMAR

(57) Abstract :
The present invention relates to providing a low carbon high strength (YS> 650 MPa) hot rolled steel composition/grade and in particular to a low carbon high strength (YS> 650 MPa) hot rolled steel sheet with good weldability and fatigue strength through thin slab caster processing route. The selective cost effective lean chemistry of the steel grade along with Nb and Ti microallyoing favour achieving fine grained ferrite microstructure uniformly across the cross section of the sheets processed through thin slab caster route followed by controlled hot rolling and ultra fast cooling combined with laminar cooling. The developed steel grade having good formability avoiding corner/longitudinal cracks, is suitable for applications in automobile components, like chassis, long and cross members for trucks, cranes, earth moving equipments and similar other applications, aimed at weight reduction and improved fuel economy, thus favouring wide industrial application.

No. of Pages : 20 No. of Claims : 12

(12) PATENT APPLICATION PUBLICATION
(21) Application No.759/MUM/2013 A
(19) INDIA
(22) Date of filing of Application :13/03/2013
(43) Publication Date : 03/07/2015

(54) Title of the invention : ENHANCEMENT OF WASTE HEAT RECOVERY DRIVEN POWER GENERATION BY CO-FIRING OF SOLID FUELS

(51) International classification :F25B27/00
(31) Priority Document No :NA
(32) Priority Date :NA
(33) Name of priority country :NA
(86) International Application No :NA
Filing Date :NA
(87) International Publication No : NA
(61) Patent of Addition to Application Number :NA
Filing Date :NA
(62) Divisional to Application Number :NA
Filing Date :NA

(71)**Name of Applicant :**
1)TRANSPARENT ENERGY SYSTEMS PRIVATE LIMITED
Address of Applicant :PUSHPA HEIGHTS, 1ST FLOOR, BIBWEWADI CORNER, PUNE-SATARA ROAD, PUNE - 411 037, MAHARASHTRA, INDIA
(72)**Name of Inventor :**
1)KULKARNI, BHALACHANDRA GAJANAN

(57) Abstract :
The invention relates to a process for enhancement of waste heat recovery driven power generation by co-firing solid fuels, by increasing the temperature of vent gases of clinker cooler in the cement plant, the process step comprises: the said vent gases (13) at 130 to 230 deg C at outlet of clinker cooler are supplied to hot air generator (14)by opening damper (25) and closing damper (15) in the bypass duct (22). The solid fuels (16) such as coal are combusted in the said hot air generator. As a result the temperature of these clinker cooler vent gases is elevated. These hot gases (29) are mixed with the clinker cooler mid tap gases (12) of temperature 350 to 400 deg C by opening dampers (18) and (17). The temperature of the gas stream (19) is raised to about 450 to 500 deg C as a result of this mixing. The mixed stream of gases (19) is then supplied to waste heat recovery heat exchanger (20) to generate steam of temperature 410-450 deg C and at pressure 24-40 Bar(a). This steam of high pressure and temperature is used to drive the steam turbine.

No. of Pages : 13 No. of Claims : 8

(12) PATENT APPLICATION PUBLICATION
(19) INDIA
(22) Date of filing of Application :23/08/2013
(21) Application No.2766/MUM/2013 A
(43) Publication Date : 03/07/2015

(54) Title of the invention : DETERMINING COST TO SERVE FOR A CONSUMER PACKAGED GOODS COMPANY

(51) International classification :G06Q30/02
(31) Priority Document No :NA
(32) Priority Date :NA
(33) Name of priority country :NA
(86) International Application No :NA
Filing Date :NA
(87) International Publication No : NA
(61) Patent of Addition to Application Number :NA
Filing Date :NA
(62) Divisional to Application Number :NA
Filing Date :NA

(71)**Name of Applicant :**
1)TATA CONSULTANCY SERVICES LIMITED
Address of Applicant :Nirmal Building, 9th Floor, Nariman Point, Mumbai, 400021 Maharashtra India
(72)**Name of Inventor :**
1)JOSHI, Nilesh Ashok
2)GUNTUKU, Harish Kumar
3)JAIN, Ankit Kumar

(57) Abstract :
The present subject matter discloses system(s) and computer-implemented method(s) for determining total cost to serve (CTS) a product to a customer of a consumer packaged goods (CPG) company. The computer-implemented method includes identifying a total cost associated with the product and incurred by the CPG company in each of a plurality of organizational functions of the CPG company; allocating cost attributable to the customer for the one or more activities under each of the plurality of organizational functions; computing a CTS value for each of the plurality of organizational functions based on the allocated cost attributable to the customer; and determining the total CTS of the product served to the customer. The total cost is retrieved from a database (108). The allocation is based on predefined allocation criteria and the determination includes summing up the CTS values for each of the plurality of organizational functions.

No. of Pages : 41 No. of Claims : 20

(12) PATENT APPLICATION PUBLICATION
(21) Application No.2965/MUM/2013 A
(19) INDIA
(22) Date of filing of Application :13/09/2013
(43) Publication Date : 03/07/2015

(54) Title of the invention : SYSTEM AND METHOD FOR TAKING SEQUENCE OF DYNAMIC RECOVERY ACTIONS

(51) International classification	:G06F11/14, H04L12/24
(31) Priority Document No	:NA
(32) Priority Date	:NA
(33) Name of priority country	:NA
(86) International Application No	:NA
Filing Date	:NA
(87) International Publication No	: NA
(61) Patent of Addition to Application Number	:NA
Filing Date	:NA
(62) Divisional to Application Number	:NA
Filing Date	:NA

(71)**Name of Applicant :**
1)TECH MAHINDRA LIMITED
Address of Applicant :3RD FLOOR CORPORATE BLOCK, PLOT NO. 1, PHASE III RAJIV GANDHI INFOTECH PARK HINJEWADI, PUNE 411 057, Maharashtra India
(72)**Name of Inventor :**
1)SANKARNARAYANAN NAGASUBRAMANIAM
2)MANOJ KOTNALA

(57) Abstract :
Disclosed is a system for taking sequence of dynamic recovery actions in network management system upon occurrence of a fault, in one aspect of the present invention. The system includes an action definition repository containing a sequence of recovery actions for the fault in a particular business scenario. The action definition repository is initialized and updated for every new scenario. The system further includes an action sequence engine being capable of reading the recovery sequence listed in the action definition repository for the fault in the particular business scenario. The action sequence engine sends a list of enhanced SET commands to agent module to enable the recovery actions alongside correlating the feedbacks received from the agent module through enhanced INFORM and ACK. The system further includes a user interface module being capable of provisioning results of recovery action.

No. of Pages : 32 No. of Claims : 8

(12) PATENT APPLICATION PUBLICATION
(19) INDIA
(22) Date of filing of Application :10/10/2013
(21) Application No.3206/MUM/2013 A
(43) Publication Date : 03/07/2015

(54) Title of the invention : INNER RING WITH UNDERCUT TO IMPROVE TANG FLEXIBILITY

(51) International classification	:F16C33/58, F16C35/063
(31) Priority Document No	:NA
(32) Priority Date	:NA
(33) Name of priority country	:NA
(86) International Application No	:NA
Filing Date	:NA
(87) International Publication No	: NA
(61) Patent of Addition to Application Number	:NA
Filing Date	:NA
(62) Divisional to Application Number	:NA
Filing Date	:NA

(71)**Name of Applicant :**
1)EMERSON POWER TRANSMISSION CORP.
Address of Applicant :7120 NEW BUFFINGTON ROAD FLORENCE, KENTUCKY 41042, UNITED STATES OF AMERICA
(72)**Name of Inventor :**
1)KAMATH ANIL
2)SHARMA APAAR

(57) Abstract :
A bearing assembly for rotatably supporting a shaft member having an outer ring, having a first bearing raceway, and an inner ring, having a second bearing raceway. The raceways are opposingly spaced relative to each other. The inner ring includes a plurality of tang members extending in a cantilevered configuration from at least one end of the inner ring having slots formed therebetween. Bearing members are positioned in a space between and in engagement with the first and second bearing raceways. An undercut groove extends circumferentially along an inner surface of the inner ring generally adjacent the plurality of tang members. The undercut groove is operable to increase an effective cantilever distance of the plurality of tang members. The assembly further includes a locking member engaging the plurality of tang members and exerting a compressing force upon the plurality of tang members to couple the inner ring to the shaft.

No. of Pages : 19 No. of Claims : 11

(12) PATENT APPLICATION PUBLICATION
(19) INDIA
(22) Date of filing of Application :24/04/2014
(21) Application No.766/MUMNP/2014 A
(43) Publication Date : 03/07/2015

(54) Title of the invention : BACK FLUSH FILTER SYSTEMS AND MECHANISMS THEREFOR

(51) International classification :B01D29/52,B01D29/64,B01D29/66
(31) Priority Document No :61/545769
(32) Priority Date :11/10/2011
(33) Name of priority country :U.S.A.
(86) International Application No :PCT/IL2012/050403
Filing Date :11/10/2012
(87) International Publication No :WO 2013/054332
(61) Patent of Addition to Application Number :NA
Filing Date :NA
(62) Divisional to Application Number :NA
Filing Date :NA

(71)**Name of Applicant :**
1)AMIAD WATER SYSTEMS LTD.
Address of Applicant :Kibbutz Amiad 12335 D.N. Upper Galil 1 Israel
(72)**Name of Inventor :**
1)ZUR Boaz
2)KANER Rudolph
3)SHTEKELMACHER Ruven
4)LEVI Avi
5)BOBROV Tzur
6)MUSSEL Ud
7)ZIV AV Amir
8)BRAND Dvir

(57) Abstract :
The disclosed subject matter is directed to a filtration system comprising a filter housing having an inlet port and an outlet port. A plurality of filtration units is disposed within the filter housing. The system further comprises at least one cleaning system configured for cleaning at least one filtration unit of the plurality of filtration units and at least one drive unit. The at least one drive unit is configured for displacing one or both of said at least one filtration unit of the filtration units and the at least one cleaning system with respect to the other of said at least one filtration unit of the filtration units and said at least one cleaning system.

No. of Pages : 39 No. of Claims : 26

(12) PATENT APPLICATION PUBLICATION
(19) INDIA
(22) Date of filing of Application :08/03/2013
(21) Application No.706/MUM/2013 A
(43) Publication Date : 03/07/2015

(54) Title of the invention : RATCHET HANDLE FOR USE WITH OPEN ENDED SPANNER.

(51) International classification	:B25B13/46, B25B13/10
(31) Priority Document No	:NA
(32) Priority Date	:NA
(33) Name of priority country	:NA
(86) International Application No	:NA
Filing Date	:NA
(87) International Publication No	: NA
(61) Patent of Addition to Application Number	:NA
Filing Date	:NA
(62) Divisional to Application Number	:NA
Filing Date	:NA

(71)**Name of Applicant :**
1)SACHCHIDANAND DHAR
Address of Applicant :104, TAKSHASHILA APTTS., RAM MANDIR ROAD (NEAR OLD VIVA COLLEGE); VIRAR-WEST; THANE-401303; MAHARASHTRA, INDIA.
(72)**Name of Inventor :**
1)SACHCHIDANAND DHAR

(57) Abstract :
Ratchet handles are already available for use with box spanners and ring spanners. If a ring or box spanner is attached to a ratchet handle and placed on a nut, the nut can be repeatedly rotated for loosening or tightening, without the need to remove and reposition the spanner after every movement; but for application of ring or box type spanners, one end of the bolt needs to be accessible. If the end of bolt is not accessible, then Open Ended Spanner is the only usable option. While using an Open Ended Spanner, spanner needs to be removed and repositioned after every movement. So far, there is no Ratchet handle available for use with Open Ended Spanners. This Ratchet Handle, for which patent application is being filed herewith, is unique in its design comprising an Open Ended Spanner.

No. of Pages : 19 No. of Claims : 2

(12) PATENT APPLICATION PUBLICATION
(19) INDIA
(22) Date of filing of Application :24/04/2014
(21) Application No.769/MUMNP/2014 A
(43) Publication Date : 03/07/2015

(54) Title of the invention : EXTRACTION AND ANALYSIS OF AUDIO FEATURE DATA

(51) International classification :H04W52/02
(31) Priority Document No :61/554318
(32) Priority Date :01/11/2011
(33) Name of priority country :U.S.A.
(86) International Application No :PCT/US2012/057078
Filing Date :25/09/2012
(87) International Publication No :WO 2013/066523
(61) Patent of Addition to Application Number :NA
Filing Date :NA
(62) Divisional to Application Number :NA
Filing Date :NA

(71)**Name of Applicant :**
1)QUALCOMM INCORPORATED
Address of Applicant :ATTN: International IP Administration 5775 Morehouse Drive San Diego California 92121 1714 U.S.A.
(72)**Name of Inventor :**
1)HWANG Kyu Woong
2)YOU Kisun
3)JIN Minho
4)SHAH Peter Jivan
5)CHAN Kwokleung
6)KIM Taesu

(57) Abstract :
A particular method includes transitioning out of a low power state at a processor. The method also includes retrieving audio feature data from a buffer after transitioning out of the low power state. The audio feature data indicates features of audio data received during the low power state of the processor.

No. of Pages : 44 No. of Claims : 44

(12) PATENT APPLICATION PUBLICATION
(19) INDIA
(22) Date of filing of Application :02/05/2014
(21) Application No.831/MUMNP/2014 A
(43) Publication Date : 03/07/2015

(54) Title of the invention : VISION BASED INTERACTIVE PROJECTION SYSTEM

(51) International classification :G06F3/042,G03B21/26,G03B21/14
(31) Priority Document No :61/544983
(32) Priority Date :07/10/2011
(33) Name of priority country :U.S.A.
(86) International Application No :PCT/US2012/059074
Filing Date :05/10/2012
(87) International Publication No :WO 2013/052880
(61) Patent of Addition to Application Number :NA
Filing Date :NA
(62) Divisional to Application Number :NA
Filing Date :NA

(71)**Name of Applicant :**
1)QUALCOMM INCORPORATED
Address of Applicant :ATTN: International IP Administration 5775 Morehouse Drive San Diego California 92121 1714 U.S.A.
(72)**Name of Inventor :**
1)SHAMAIE Atid

(57) Abstract :
Techniques are provided to improve interaction between a user and a projection system. A projection system and/or method are used to infer whether a user is touching a display screen. In one embodiment the projection system includes: projection optics a front light a back light and a camera. These elements may all be embedded in a shared housing. The front light is configured to illuminate a region in front of the display screen such that an object (e.g. a fingertip) hovering over the screen is surrounded by substantially no shadow in an image captured during the illumination by the camera. The back light is configured to illuminate the display screen such that the object hovering over the screen is surrounded by a shadow in an image captured during the illumination by the camera. The camera is configured to image the screen during the front light illumination (to produce a first image) and further images the screen during the back light illumination (to produce a second image). A location of the object may be estimated based at least partly on the first image. An inference as to a state of an object based at least partly on the second image (e.g. by characterizing brightness variation across pixels in a region and/or identification of whether an extremum in the region was bright or dark). For example it may be inferred that the object is: (1) approaching the screen when a region surrounding a top of the object is characterized by a relatively small brightness variation; (2) hovering over the screen when the brightness variation is large and the region includes a dark extremum (caused by a shadow); and (3) touching the screen when the brightness variation is large and the region includes a light extremum.

No. of Pages : 45 No. of Claims : 33

(12) PATENT APPLICATION PUBLICATION
(21) Application No.2799/MUM/2013 A
(19) INDIA
(22) Date of filing of Application :28/08/2013
(43) Publication Date : 03/07/2015

(54) Title of the invention : PREPARATION OF FERROCENE BASED LIQUID CRYSTALLINE MATERIALS CONTAINING CHOLESTEROL UNIT.

(51) International classification	:C07F 17/00,C07F 9/00	(71)**Name of Applicant :** **1)DR. M. M. V. RAMANA** Address of Applicant :DEPARTMENT OF CHEMISTRY, UNIVERSITY OF MUMBAI, VIDYANAGARI, SANTACRUZ (EAST), MUMBAI- 400 098, MAHARASHTRA, INDIA.
(31) Priority Document No	:NA	
(32) Priority Date	:NA	
(33) Name of priority country	:NA	(72)**Name of Inventor :**
(86) International Application No	:NA	**1)DR. M. M. V. RAMANA**
Filing Date	:NA	**2)NAVALE DINESH NIVRUTTI**
(87) International Publication No	: NA	**3)ZOTE SANTOSH WAGHU**
(61) Patent of Addition to Application Number	:NA	
Filing Date	:NA	
(62) Divisional to Application Number	:NA	
Filing Date	:NA	

(57) Abstract :
The present invention relates to the synthesis of ferrocene based liquid crystalline materials containing cholesterol unit. This invention also includes the evaluation of liquid crystalline property of newly synthesized compounds. The main object of the present invention is to synthesize monosubstituted ferrocenomesogens having diphenyl ether and Schiff s base or amide functionalities between ferrocene and cholesterol unit and also to synthesize disubstituted ferrocenomesogen containing cholesterol unit.

No. of Pages : 14 No. of Claims : 15

(12) PATENT APPLICATION PUBLICATION
(21) Application No.3245/MUM/2013 A
(19) INDIA
(22) Date of filing of Application :15/10/2013
(43) Publication Date : 03/07/2015

(54) Title of the invention : SYSTEM AND METHOD TO PROVIDE COMPLIANCE AS A SERVICE FOR ONE OR MORE ORGANIZATION

(51) International classification	:G06F15/173, G06F11/00, G06F7/04	(71)**Name of Applicant :** **1)TATA CONSULTANCY SERVICES LIMITED** Address of Applicant :TATA CONSULTANCY SERVICES LIMITED, TRDDC, 54B, HADAPSAR INDUSTRIAL ESTATE, PUNE - 411013, MAHARASHTRA, INDIA
(31) Priority Document No	:NA	
(32) Priority Date	:NA	
(33) Name of priority country	:NA	(72)**Name of Inventor :** **1)GAJENDRAGADKAR, ANJALI SAGAR** **2)KELKAR, RAHUL RAMESH** **3)PATIL, PRASAD**
(86) International Application No	:NA	
Filing Date	:NA	
(87) International Publication No	: NA	
(61) Patent of Addition to Application Number	:NA	
Filing Date	:NA	
(62) Divisional to Application Number	:NA	
Filing Date	:NA	

(57) Abstract :
The present disclosure relates to system(s) and method(s) to provide compliance as a service for one or more organization. The system further facilitates identifying one or more causes involved to provide compliance as a service by analysing compliance documents. The system and method also provides conversion of clauses into appropriate controls. The system and method also assists in defining control that can perform a specific task on a system. The system and method further provides mapping of compliance using control.

No. of Pages : 26 No. of Claims : 20

(12) PATENT APPLICATION PUBLICATION
(19) INDIA
(22) Date of filing of Application :16/04/2014
(21) Application No.714/MUMNP/2014 A
(43) Publication Date : 03/07/2015

(54) Title of the invention : ASSAYS FOR IDENTIFYING COMPOUNDS THAT MODULATE BITTER TASTE

(51) International classification :G01N33/53,G01N33/566
(31) Priority Document No :61/549693
(32) Priority Date :20/10/2011
(33) Name of priority country :U.S.A.
(86) International Application No :PCT/US2012/061400
Filing Date :22/10/2012
(87) International Publication No :WO 2013/059836
(61) Patent of Addition to Application Number :NA
Filing Date :NA
(62) Divisional to Application Number :NA
Filing Date :NA

(71)**Name of Applicant :**
1)CHROMOCELL CORPORATION
Address of Applicant :685 U.S. Highway One North Brunswick NJ 08902 U.S.A.
2)KRAFT FOODS GROUP BRANDS LLC
(72)**Name of Inventor :**
1)SHEKDAR Kambiz
2)SHAH Purvi Manoj
3)GUNNET Joseph
4)LELAND Jane V.
5)BROWN Peter H.
6)SLADE Louise

(57) Abstract :
The present invention is based on applicants discovery disclosed herein of agonists for the TAS2R receptors TAS2R1 TAS2R4 TAS2R9 TAS2R13 TAS2R14 TAS2R16 TAS2R44 TAS2R46 and TAS2R60. The assignment of agonists to these receptors makes assays for identifying compounds that modulate bitter taste possible. For example the present invention provides methods of identifying compounds that inhibit the bitter taste due to these agonists. The present invention also provides methods of identifying compounds that selectively inhibit the bitter taste due to these agonists. The present invention further provides methods of identifying compounds that mimic the bitter taste due these agonists. The present invention also provides methods of identifying compounds that enhance the bitter taste due to these agonists.

No. of Pages : 134 No. of Claims : 22

(12) PATENT APPLICATION PUBLICATION
(19) INDIA
(22) Date of filing of Application :03/05/2014
(21) Application No.839/MUMNP/2014 A
(43) Publication Date : 03/07/2015

(54) Title of the invention : OPTICAL SENSORS FOR USE IN VITAL SIGN MONITORING

(51) International classification :A61B5/02
(31) Priority Document No :13/292923
(32) Priority Date :09/11/2011
(33) Name of priority country :U.S.A.
(86) International Application No :PCT/US2012/064302
Filing Date :09/11/2012
(87) International Publication No :WO 2013/071014
(61) Patent of Addition to Application Number :NA
Filing Date :NA
(62) Divisional to Application Number :NA
Filing Date :NA

(71)**Name of Applicant :**
1)SOTERA WIRELESS INC.
Address of Applicant :9444 Waples Street Suite 280 San Diego CA 92121 U.S.A.
(72)**Name of Inventor :**
1)MOON Jim
2)McCOMBIE Devin
3)BANET Matt
4)DHILLON Marshall

(57) Abstract :
The invention provides a body worn system that continuously measures pulse oximetry and blood pressure along with motion posture and activity level from an ambulatory patient. The system features an oximetry probe that comfortably clips to the base of the patient s thumb thereby freeing up their fingers for conventional activities in a hospital such as reading and eating. The probe secures to the thumb and measures time dependent signals corresponding to LEDs operating near 660 and 905 nm. Analog versions of these signals pass through a low profile cable to a wrist worn transceiver that encloses a processing unit. Also within the wrist worn transceiver is an accelerometer a wireless system that sends information through a network to a remote receiver e.g. a computer located in a central nursing station.

No. of Pages : 97 No. of Claims : 13

(12) PATENT APPLICATION PUBLICATION
(19) INDIA
(22) Date of filing of Application :15/10/2013
(21) Application No.3240/MUM/2013 A
(43) Publication Date : 03/07/2015

(54) Title of the invention : SYSTEM ORIENTED RELATIONAL APPROACH TO PRICING FOR PRODUCTION SUPPORT SERVICES

(51) International classification	:G06F9/00, G06F1/24
(31) Priority Document No	:NA
(32) Priority Date	:NA
(33) Name of priority country	:NA
(86) International Application No	:NA
Filing Date	:NA
(87) International Publication No	: NA
(61) Patent of Addition to Application Number	:NA
Filing Date	:NA
(62) Divisional to Application Number	:NA
Filing Date	:NA

(71)**Name of Applicant :**
1)TATA CONSULTANCY SERVICES LIMITED
Address of Applicant :NIRMAL BUILDING, 9TH FLOOR, NARIMAN POINT, MUMBAI 400021, MAHARASHTRA, INDIA
(72)**Name of Inventor :**
1)RAI, VEERENDRA KUMAR
2)MEHTA, SANJIT

(57) Abstract :
Systems and methods for obtaining an optimal pricing strategy in a service engagement are disclosed. A model is created for the service engagement between a client and vendor. For the service engagement, a pricing strategy is selected. The pricing strategy is selected from one of a fixed strategy, a variable strategy and a combination thereof. Subsequent to selecting the pricing strategy, a client payoff associated with the client and a vendor payoff associated with the vendor are computed. The model is simulated to obtain a time series data. Based on the simulation, an optimal pricing strategy is obtained by calculating an optimizer payoff function. The optimizer payoff function is calculated by assigning relative weights to the client payoff and the vendor payoff. The optimal pricing strategy is obtained by altering the pricing strategy to maximize the optimizer payoff function.

No. of Pages : 30 No. of Claims : 10

(12) PATENT APPLICATION PUBLICATION
(19) INDIA
(22) Date of filing of Application :11/04/2014
(21) Application No.651/MUMNP/2014 A
(43) Publication Date : 03/07/2015

(54) Title of the invention : COMPOUNDS COMPOSITIONS AND METHODS FOR REDUCING OR ELIMINATING BITTER TASTE

(51) International classification :A61K31/045,A61K47/00
(31) Priority Document No :NA
(32) Priority Date :NA
(33) Name of priority country :NA
(86) International Application No :PCT/US2011/057146
Filing Date :20/10/2011
(87) International Publication No :WO 2013/058758
(61) Patent of Addition to Application Number :NA
Filing Date :NA
(62) Divisional to Application Number :NA
Filing Date :NA

(71)**Name of Applicant :**
1)CHROMOCELL CORPORATION
Address of Applicant :685 U.S. Highway One North Brunswick New Jersey 08902 U.S.A.
2)KRAFT FOODS GROUP BRANDS LLC
(72)**Name of Inventor :**
1)BRENNAN Francis Xavier
2)JONES William P.
3)LELAND Jane V.
4)HAYASHI David

(57) Abstract :
The present invention provides edible compositions comprising a compound of the present invention food products comprising such edible compositions and methods of preparing such food products. The present invention also provides methods of reducing the amount of NaCl in a food product methods of reducing the sodium intake in a diet and methods of reducing bitter taste in a food product.

No. of Pages : 83 No. of Claims : 70

(12) PATENT APPLICATION PUBLICATION
(19) INDIA
(22) Date of filing of Application :16/04/2014
(21) Application No.716/MUMNP/2014 A
(43) Publication Date : 03/07/2015

(54) Title of the invention : LOCK DEVICE HAVING A MULTI PART PAWL

(51) International classification :E05B65/32,E05B65/12
(31) Priority Document No :61/549901
(32) Priority Date :21/10/2011
(33) Name of priority country :U.S.A.
(86) International Application No :PCT/IB2012/002827
Filing Date :17/10/2012
(87) International Publication No :WO 2013/057590
(61) Patent of Addition to Application Number :NA
Filing Date :NA
(62) Divisional to Application Number :NA
Filing Date :NA

(71)**Name of Applicant :**
1)KIEKERT AKTIENGESELLSCHAFT
Address of Applicant :Hseler Platz 2 42579 Heiligenhaus Germany
(72)**Name of Inventor :**
1)HUNT Robert
2)JULIEN Keith
3)DIEDERICH John

(57) Abstract :
A lock unit for a vehicle includes a rotatable catch biased in an opening direction about a catch rotation axis toward an open position of the lock unit in which a first recess of the catch is configured to receive a striker of the vehicle. Additionally the catch includes a second recess disposed before the first recess in the opening direction. A pawl rotatable about a fixed pawl pivot axis is biased toward the catch. The pawl includes a blocking arm which extends into the second recess of the catch when the lock unit is in a secondary latched position. A blocking lever abuts the blocking arm of the pawl against the catch in a primary latched position of the lock unit preventing rotation of the pawl away from the catch. A rocker lever intersects both the path of the catch and the blocking lever. When the lock unit is forced from the secondary latched position to the primary latched position the rocker is displaced by the catch and shifts the blocking lever away from the pawl.

No. of Pages : 27 No. of Claims : 17

(12) PATENT APPLICATION PUBLICATION
(19) INDIA
(22) Date of filing of Application :03/05/2014
(21) Application No.840/MUMNP/2014 A
(43) Publication Date : 03/07/2015

(54) Title of the invention : SAMPLE TUBE WITH IMPROVED LID

(51) International classification :B01L3/14
(31) Priority Document No :11185055.8
(32) Priority Date :13/10/2011
(33) Name of priority country :EPO
(86) International Application No :PCT/EP2012/069455
Filing Date :02/10/2012
(87) International Publication No :WO 2013/053620
(61) Patent of Addition to Application Number :NA
Filing Date :NA
(62) Divisional to Application Number :NA
Filing Date :NA

(71)**Name of Applicant :**
1)VIBOD GMBH
Address of Applicant :Kaditzer Strasse 4 01445 Radebeul Germany
(72)**Name of Inventor :**
1)DOBROWOLSKI Peter

(57) Abstract :
The present invention discloses a lid for a sample tube and a sample tube enabling ventilation or sealing depending on the closing position of the lid. Furthermore a method for drying a sample and a use of the above lid or of the above sample tube for storing or drying a sample are subjects of the present invention.

No. of Pages : 31 No. of Claims : 15

(12) PATENT APPLICATION PUBLICATION
(19) INDIA
(22) Date of filing of Application :14/10/2013
(21) Application No.3225/MUM/2013 A
(43) Publication Date : 03/07/2015

(54) Title of the invention : A MOUNTING ASSEMBLY

(51) International classification	:E06B7/28, A47G29/02, E04G3/20
(31) Priority Document No	:NA
(32) Priority Date	:NA
(33) Name of priority country	:NA
(86) International Application No	:NA
Filing Date	:NA
(87) International Publication No	: NA
(61) Patent of Addition to Application Number	:NA
Filing Date	:NA
(62) Divisional to Application Number	:NA
Filing Date	:NA

(71)**Name of Applicant :**
1)RELIANCE JIO INFOCOMM LIMITED
Address of Applicant :3RD FLOOR, MAKER CHAMBER-IV 222, NARIMAN POINT, MUMBAI-400021, MAHARASHTRA, INDIA
(72)**Name of Inventor :**
1)SINGH BAJINDER PAL
2)GUPTA DEEPAK
3)SHAH BRIJESHKUMAR ISHVARLA
4)AGRAWAL ATUL

(57) Abstract :
A mounting assembly for mounting an article onto a structure is disclosed. The mounting assembly includes a tiltable bracket and a fixed bracket. The tiltable bracket extends from a surface of the article and includes two lip plates parallel to one another. Each of the lip plates has a mounting aperture and a plurality of tilt adjustment apertures. The tiltable bracket includes a base plate and a tongue substantially perpendicular to each other. The tongue has tilt support holes and a mounting hole. The base plate has surface fixing apertures and post mounting apertures. The mounting hole is coupled to the mounting aperture. One of the tilt support holes are coupled to one of the tilt adjustment apertures for facilitating mounting of the article in a tilted position with respect to the structure.

No. of Pages : 24 No. of Claims : 8

(12) PATENT APPLICATION PUBLICATION
(21) Application No.3227/MUM/2013 A
(19) INDIA
(22) Date of filing of Application :14/10/2013
(43) Publication Date : 03/07/2015

(54) Title of the invention : A METHOD OF CALLING PRE STORED CONTACT NUMBER WITHOUT UNLOCKING THE MOBILE PHONE.

(51) International classification	:H04M1/66	(71)**Name of Applicant :**
(31) Priority Document No	:NA	**1)PATEL NIKUL VINODBHAI**
(32) Priority Date	:NA	Address of Applicant :58/A, SWI PARK, SWATANTRA
(33) Name of priority country	:NA	PLOTS, MADHUWRUND, GHATLODIA, AHMEDABAD -
(86) International Application No	:NA	380061, GUJARAT STATE, INDIA
Filing Date	:NA	(72)**Name of Inventor :**
(87) International Publication No	: NA	**1)PATEL NIKUL VINODBHAI**
(61) Patent of Addition to Application Number	:NA	
Filing Date	:NA	
(62) Divisional to Application Number	:NA	
Filing Date	:NA	

(57) Abstract :
The present invention allows the user of mobile phone to call contact numbers of the users choice without the necessity of unlocking the mobile phone. After the screen of the mobile phone is activated by pressing the power button but before the mobile phone is unlocked, the operating system of the mobile phone causes one or more icons to appear on the screen of the mobile phone. These icons are associated with desired contact numbers stored in the memory of the mobile phone. By swiping any of the said icons, the associated number gets called (dialed).

No. of Pages : 8 No. of Claims : 6

(12) PATENT APPLICATION PUBLICATION
(19) INDIA
(22) Date of filing of Application :02/05/2014
(21) Application No.833/MUMNP/2014 A
(43) Publication Date : 03/07/2015

(54) Title of the invention : METHOD AND ARRANGEMENT FOR GROWING PLANTS

(51) International classification :A01G31/04,A01G9/14
(31) Priority Document No :11510294
(32) Priority Date :02/11/2011
(33) Name of priority country :Sweden
(86) International Application No :PCT/SE2012/051181
Filing Date :31/10/2012
(87) International Publication No :WO 2013/066254
(61) Patent of Addition to Application Number :NA
Filing Date :NA
(62) Divisional to Application Number :NA
Filing Date :NA

(71)**Name of Applicant :**
1)PLANTAGON INTERNATIONAL AB
Address of Applicant :Rlambsvgen 17 22 Floor S 112 59 Stockholm Sweden
(72)**Name of Inventor :**
1)HASSLE Hans

(57) Abstract :
A method for cultivating plants is described. The method comprises the steps of sowing seeds in the growing medium in sterilised pots (17) using a sowing device (7) allowing the seeds to germinate in a germination device (8) automatically moving the pots through a greenhouse (2) to allow the germinated seeds to grow into plants (43) harvesting the grown plants using a harvester (5) and sterilising the pots with the growing medium in a sterilisation device (6) after harvest in order to provide sterilised pots (17) with a growing medium. An arrangement for performing the method is also described.

No. of Pages : 33 No. of Claims : 19

(12) PATENT APPLICATION PUBLICATION
(21) Application No.834/MUM/2013 A
(19) INDIA
(22) Date of filing of Application :19/03/2013
(43) Publication Date : 03/07/2015

(54) Title of the invention : SUGARCANE HARVESTER

(51) International classification :A01D45/02,A01D45/10
(31) Priority Document No :NA
(32) Priority Date :NA
(33) Name of priority country :NA
(86) International Application No :NA
Filing Date :NA
(87) International Publication No : NA
(61) Patent of Addition to Application Number :NA
Filing Date :NA
(62) Divisional to Application Number :NA
Filing Date :NA

(71)**Name of Applicant :**
1)NALAWADE MAHESH SHANKAR
Address of Applicant :C-5/02, PRAGATI C.H.S., SECTOR-9, KOPARKHAIRANE, NAVI MUMBAI 400709 Maharashtra India
(72)**Name of Inventor :**
1)NALAWADE MAHESH SHANKAR

(57) Abstract :
A Sugarcane harvester for harvesting stalks of sugarcane having two sections at front side. Each harvest section has a pair of opposing side walls that forming a U-shaped forward opening for receiving sugarcane stalks to be cut for harvest and a plurality of revolving, opposing, V shape belts for grabbing, holding and feeding the sugarcane stalks through the sections in a substantially upright position. Each harvest sections has a sugarcane stalk cutting mechanism that includes a cutting fluid storage tank and a pump system to deliver the cutting fluid through hydraulic jets to the sugarcane stalks at a pressure and velocity sufficient for cutting the sugarcane stalks at desired locations along their length as the sugarcane cane stalks move through the harvest sections and a conveyer system to deliver the cut sugarcane stalks from the harvest section to a desired location within the harvester. This is Two-row sugar cane harvester compartment utilizing a single crossing arm for conveying two rows of cane, merging the two rows of cane and discharging the two rows of cane at laterally adjusted positions in relation to the path of travel of the harvester with the crossing arm. The crossing arm includes a unique powered sticker chain arrangement oriented in opposed relation to a non-powered roller chain for gripping and conveying the sugar cane stalks in relation to the harvester. The forward end of the harvester includes a novel arrangement of lower and upper pairs of scroll-type gathering and lifting devices and a novel cutting and shredding assembly for cutting and chopping the immature upper end portions of the sugar cane stalks. A sugar cane harvester has a cutting mechanism which utilizes pairs of cutting blades. Each of the cutting blade has a revolving cutter mounted on its circumference. The cutters are formed from saw-toothed, concatenated acute segments which are removably mounted on the cutting blade.

No. of Pages : 11 No. of Claims : 4

(12) PATENT APPLICATION PUBLICATION
(21) Application No.3233/MUM/2013 A
(19) INDIA
(22) Date of filing of Application :15/10/2013
(43) Publication Date : 03/07/2015

(54) Title of the invention : CIRCULAR DISC MONOPOLE ANTENNA STRUCTURE

(51) International classification	:H01Q1/24, H01Q9/16, H01Q1/38
(31) Priority Document No	:NA
(32) Priority Date	:NA
(33) Name of priority country	:NA
(86) International Application No	:NA
Filing Date	:NA
(87) International Publication No	: NA
(61) Patent of Addition to Application Number	:NA
Filing Date	:NA
(62) Divisional to Application Number	:NA
Filing Date	:NA

(71)**Name of Applicant :**
1)ASHTANKAR, Pankaj S.
Address of Applicant :Associate Prof ECE Dept, Kits, Ramtek, Nagpur, Maharastra-441106, India.
2)DETHE, Chandrashekhar G.
(72)**Name of Inventor :**
1)ASHTANKAR, Pankaj S.
2)DETHE, Chandrashekhar G.

(57) Abstract :
Aspects of the present application relate to design of an antenna, such as a UWB antenna, for varied applications, including but not limited to, WPAN communication. As UWB technology owns higher transmitting rate, excellent security, and incurs lower power and cost than conventional wireless transmitting technology in WPAN, more and more UWB antennas are integrated in electrical devices. According to one embodiment, proposed antenna of the present disclosure comprises a circular disc having a U shaped patch united with an I-shaped patch, forming a U-I shape monopole Antenna. Dimensions used for the proposed U-I shaped antenna helps reduce group delay and phase error at high frequency applications. Furthermore, low VSWR and high gain of the antenna are major achievements at UWB applications. Low cost and small size of the proposed antenna further makes it efficient for present day™s handheld and portable digital communication devices.

No. of Pages : 39 No. of Claims : 14

(12) PATENT APPLICATION PUBLICATION
(19) INDIA
(22) Date of filing of Application :03/05/2014
(21) Application No.837/MUMNP/2014 A
(43) Publication Date : 03/07/2015

(54) Title of the invention : SELF DEFENSE HAND BAND

(51) International classification :F41H13/00,F41B15/00
(31) Priority Document No :61/559753
(32) Priority Date :15/11/2011
(33) Name of priority country :U.S.A.
(86) International Application No :PCT/US2012/065037
Filing Date :14/11/2012
(87) International Publication No :WO 2013/074642
(61) Patent of Addition to Application Number :NA
Filing Date :NA
(62) Divisional to Application Number :NA
Filing Date :NA

(71)**Name of Applicant :**
1)ARMABAND LLC
Address of Applicant :1700 Thorndale Court Corinth TX 76210 U.S.A.
(72)**Name of Inventor :**
1)HARRIS Christopher Lee

(57) Abstract :
A protective device to be worn around the wrist of the user may include a wristband to be positioned around the wrist of the user and a hand band to be positioned around the wrist of the user in a first state and to be positioned around the hand of the user in a second state. The wristband may include a nerve point tool to scratch an assailant. The hand band may include a nerve point tool to scratch an assailant.

No. of Pages : 13 No. of Claims : 7

(12) PATENT APPLICATION PUBLICATION
(21) Application No.838/MUM/2013 A
(19) INDIA
(22) Date of filing of Application :19/03/2013
(43) Publication Date : 03/07/2015

(54) Title of the invention : INSULATED BARRIER FOR VERTICAL BUS BARS IN MOTOR CONTROL CENTER

(51) International classification :H02B1/36
(31) Priority Document No :NA
(32) Priority Date :NA
(33) Name of priority country :NA
(86) International Application No :NA
Filing Date :NA
(87) International Publication No : NA
(61) Patent of Addition to Application Number :NA
Filing Date :NA
(62) Divisional to Application Number :NA
Filing Date :NA

(71)**Name of Applicant :**
1)LARSEN & TOUBRO LIMITED
Address of Applicant :LARSEN & TOUBRO LIMITED L&T HOUSE, BALLARD ESTATE, P. O. BOX: 278, MUMBAI 400 001, Maharashtra India
(72)**Name of Inventor :**
1)TUSHAR N SHAH

(57) Abstract :
The present invention discloses an insulated barrier assembly that includes a plurality of bus bar supports facilitating support to a plurality of vertical bus bars by providing entire encapsulation thereof. The insulated barrier assembly includes a bus cover having a plurality of knock outs, a plurality of louvers, a plurality of holes, a plurality of ridges, a plurality of ribs and at least one hexagonal platform. Each of the knock outs is having a bridge formed by a slit located around an entire periphery thereof. The knock outs configured to form a window therein. The window facilitates positioning of a plurality of bus bar fixed contacts therein. The ridge acts as a locator for fixing the bus cover onto the bus bar support. The louvers facilitate natural ventilation of heat from the vertical bus bars thereby reducing temperature thereof. The hexagonal platform adds rigidness to the bus cover.

No. of Pages : 27 No. of Claims : 7

(12) PATENT APPLICATION PUBLICATION
(19) INDIA
(22) Date of filing of Application :03/05/2014
(21) Application No.838/MUMNP/2014 A
(43) Publication Date : 03/07/2015

(54) Title of the invention : A METHOD AND A SYSTEM FOR THE PURPOSE OF CONDITION MONITORING OF GEARBOXES

(51) International classification	:G01M13/02,G01M13/04,F16C19/52
(31) Priority Document No	:11185001.2
(32) Priority Date	:13/10/2011
(33) Name of priority country	:EPO
(86) International Application No	:PCT/FI2012/050949
Filing Date	:04/10/2012
(87) International Publication No	:WO 2013/053989
(61) Patent of Addition to Application Number	:NA
Filing Date	:NA
(62) Divisional to Application Number	:NA
Filing Date	:NA

(71)**Name of Applicant :**
1)MOVENTAS GEARS OY
Address of Applicant :P.O. Box 158 FI 40101 Jyvaskyla Finland
(72)**Name of Inventor :**
1)KIVINIEMI Joonas
2)ELFSTR–M Jukka
3)PYLV„NEN Markus

(57) Abstract :
A system for the purpose of condition monitoring of gearboxes comprises processing equipment (101) that is configured to receive data that contains information of a spectrum of mechanical vibrations measured from a gearbox (107) being monitored. The processing equipment is configured to search from the spectrum of mechanical vibrations at least two spikes on such frequencies which correspond to a phenomenon such as for example a bearing fault. The phenomenon is defined with at least two phenomenon specific frequencies and with reference values of amplitudes relating to these phenomenon specific frequencies. The processing equipment is configured to form an indicator of probability of occurrence for the phenomenon on the basis of amplitudes of the searched spikes and the reference values of the amplitudes. The fact that the indicator is formed on the basis of amplitudes of two or more spikes which relate to this phenomenon improves the reliability of the indicator.

No. of Pages : 34 No. of Claims : 18

(12) PATENT APPLICATION PUBLICATION
(21) Application No.1972/MUMNP/2014 A
(19) INDIA
(22) Date of filing of Application :01/10/2014
(43) Publication Date : 03/07/2015

(54) Title of the invention : LIGHT GUIDING ELEMENT FOR A LASER VEHICLE HEADLIGHT

(51) International classification :F21S8/10
(31) Priority Document No :A 50071/2012
(32) Priority Date :12/03/2012
(33) Name of priority country :Austria
(86) International Application No :PCT/AT2013/050049
Filing Date :28/02/2013
(87) International Publication No :WO 2013/134803
(61) Patent of Addition to Application Number :NA
Filing Date :NA
(62) Divisional to Application Number :NA
Filing Date :NA

(71)**Name of Applicant :**
1)ZIZALA LICHTSYSTEME GMBH
Address of Applicant :Scheibbser Strae 17 A 3250 Wieselburg Austria
(72)**Name of Inventor :**
1)BAUER Friedrich

(57) Abstract :
The invention relates to a light guiding element (1) for a laser vehicle headlight (2) wherein the laser vehicle headlight (2) comprises at least one laser light source (3) and at least one luminous element (4) which can be irradiated by the laser light source (3) and can thus be excited to emit visible light. The light guiding element (1) has a first side (10) which is designed at least partly as a light entrance surface (5) and a second side (20) arranged opposite the first side (10) said second side being designed at least partly as a light exit surface (6) and being assigned at least one receptacle (7) for at least one luminous element (4) wherein the light entrance surface (5) is assigned at least one first reflection region (50) which is oriented in the direction of the interior of the light guiding element (1) and reflects light from the light entrance surface (5) in the direction of the receptacle (7) for the luminous element (4) and wherein the light exit surface (6) is assigned at least one second reflection region (60) which is oriented in the direction of the interior of the light guiding element (1) and reflects light from the luminous element (4) in the direction of the light exit surface (6). The invention furthermore relates to a vehicle headlight (2) comprising at least one light guiding element of this type.

No. of Pages : 21 No. of Claims : 13

(12) PATENT APPLICATION PUBLICATION
(19) INDIA
(22) Date of filing of Application :05/05/2014
(21) Application No.842/MUMNP/2014 A
(43) Publication Date : 03/07/2015

(54) Title of the invention : METHODS OF PREPARING ICOTINIB AND ICOTINIB HYDROCHLORIDE AND INTERMEDIATES THEREOF

(51) International classification	:C07D491/056,A61K31/519,C07D239/94
(31) Priority Document No	:PCT/CN2011/081586
(32) Priority Date	:31/10/2011
(33) Name of priority country	:China
(86) International Application No	:PCT/CN2012/087802
Filing Date	:28/12/2012
(87) International Publication No	:WO 2013/064128
(61) Patent of Addition to Application Number	:NA
Filing Date	:NA
(62) Divisional to Application Number	:NA
Filing Date	:NA

(71)**Name of Applicant :**
1)BETTA PHARMACEUTICALS CO. LTD
Address of Applicant :589 Hongfeng RD Yuhang Hangzhou Zhejiang 311100 China
(72)**Name of Inventor :**
1)HU Shaojing
2)LONG Wei
3)WANG Fei
4)LI Zongquan

(57) Abstract :
The present invention relates to the technical field of medicine. Provided are methods of preparing icotinib icotinib hydrochloride and intermediates thereof. The methods avoid the use of phosphoryl chloride thereby greatly reducing the emission of pollutants which is of major benefit to the economy and environment.

No. of Pages : 25 No. of Claims : 33

(12) PATENT APPLICATION PUBLICATION
(19) INDIA
(22) Date of filing of Application :05/05/2014
(21) Application No.843/MUMNP/2014 A
(43) Publication Date : 03/07/2015

(54) Title of the invention : NEW COATED CONTROLLED RELEASE ACTIVE AGENT CARRIERS

(51) International classification :A61K9/16,A61K9/20,A61K9/50
(31) Priority Document No :11188597.6
(32) Priority Date :10/11/2011
(33) Name of priority country :EPO
(86) International Application No :PCT/EP2012/072161
Filing Date :08/11/2012
(87) International Publication No:WO 2013/068478
(61) Patent of Addition to Application Number :NA
Filing Date :NA
(62) Divisional to Application Number :NA
Filing Date :NA

(71)**Name of Applicant :**
1)OMYA INTERNATIONAL AG
Address of Applicant :Baslerstrasse 42 CH 4665 Oftringen Switzerland
(72)**Name of Inventor :**
1)SCHWARZENTRUBER Patrick
2)DI MAIUTA Nicola
3)SCHOELKOPF Joachim
4)RIDGWAY Catherine Jean
5)GANE Patrick A.C.

(57) Abstract :
The present invention relates to carriers for the controlled release of active agents comprising a core comprising surface reacted natural or synthetic calcium carbonate and at least one active agent wherein said at least one active agent is associated with said natural or synthetic surface reacted calcium carbonate and wherein said surface reacted natural or synthetic calcium carbonate is a reaction product of natural or synthetic calcium carbonate with carbon dioxide and one or more acids wherein the carbon dioxide is formed in situ by the acid treatment and/or is supplied from an external source and a coating encapsulating the core. It furthermore relates to the preparation of loaded carriers as well as their use in different applications.

No. of Pages : 34 No. of Claims : 26

(12) PATENT APPLICATION PUBLICATION
(19) INDIA
(22) Date of filing of Application :22/05/2014
(21) Application No.972/MUMNP/2014 A
(43) Publication Date : 03/07/2015

(54) Title of the invention : METHOD AND APPARATUS TO DETECT A DEMAND FOR AND TO ESTABLISH DEMAND BASED MULTIMEDIA BROADCAST MULTICAST SERVICE

(51) International classification :H04W4/08,H04W4/06,H04W28/00
(31) Priority Document No :61/553151
(32) Priority Date :28/10/2011
(33) Name of priority country :U.S.A.
(86) International Application No :PCT/US2012/062242
Filing Date :26/10/2012
(87) International Publication No :WO 2013/063483
(61) Patent of Addition to Application Number :NA
Filing Date :NA
(62) Divisional to Application Number :NA
Filing Date :NA

(71)**Name of Applicant :**
1)QUALCOMM INCORPORATED
Address of Applicant :Att: International IP Administration 5775 Morehouse Drive San Diego California 92121 1714 U.S.A.
(72)**Name of Inventor :**
1)LO Charles Nung
2)LUBY Michael G.

(57) Abstract :
Techniques are provided for content delivery via on demand mobile broadcast service. For example there is provided a method operable by a network entity such as a Broadcast Multicast Service Center (BM SC) that may involve receiving a request for content and performing predictive analysis of at least one of the requested content or user information to target content to at least two user equipments (UEs) in a coverage area. The method may involve providing at least one of the requested content or the targeted content via an on demand mobile broadcast service. The targeted content may include at least one of supplemental content related to the requested content or targeted advertising.

No. of Pages : 63 No. of Claims : 33

(12) PATENT APPLICATION PUBLICATION
(21) Application No.3270/MUM/2013 A
(19) INDIA
(22) Date of filing of Application :18/10/2013
(43) Publication Date : 03/07/2015

(54) Title of the invention : PHARMACEUTICAL FORMULATIONS CONTAINING MICROEMULSION OF ANTIFUNGAL AGENTS

(51) International classification	:A61K47/14, A61K47/34, A61K9/10
(31) Priority Document No	:NA
(32) Priority Date	:NA
(33) Name of priority country	:NA
(86) International Application No	:NA
Filing Date	:NA
(87) International Publication No	: NA
(61) Patent of Addition to Application Number	:NA
Filing Date	:NA
(62) Divisional to Application Number	:NA
Filing Date	:NA

(71)**Name of Applicant :**
1)BHARATI VIDHYAPEETH'S COLLEGE OF PHARMACY
Address of Applicant :SECTOR-8, C.B.D. BELAPUR, NAVI MUMBAI-400 614 Maharashtra India
(72)**Name of Inventor :**
1)MS. VARMA CHITRA AJITHAN
2)DR. PATANKAR SANDEEP PRAKASH
3)DR. KADAM VILASRAO JAGANNATH

(57) Abstract :
The present invention provides pharmaceutical formulations containing oil in water microemulsion of antifungal agents, preferably terconazole. These formulations are of two types, one which are viscous liquids capable of forming thermoreversible gel at body temperature and two which are gels at room temperature. Thermoreversible gel produced according to present invention shows sustained/controlled release up to 12 hrs. The invention also provides process of preparation of these pharmaceutical formulations. These pharmaceutical formulations possess excellent bioadhesive potential compared to marketed products.

No. of Pages : 33 No. of Claims : 10

(12) PATENT APPLICATION PUBLICATION
(21) Application No.3275/MUM/2013 A
(19) INDIA
(22) Date of filing of Application :18/10/2013
(43) Publication Date : 03/07/2015

(54) Title of the invention : A METHOD AND SYSTEM FOR REMOTE DATA PROCESSING AND CONTROL

(51) International classification	:H04M7/00, H04M11/00,
(31) Priority Document No	:NA
(32) Priority Date	:NA
(33) Name of priority country	:NA
(86) International Application No	:NA
Filing Date	:NA
(87) International Publication No	: NA
(61) Patent of Addition to Application Number	:NA
Filing Date	:NA
(62) Divisional to Application Number	:NA
Filing Date	:NA

(71)**Name of Applicant :**
1)VIKRAMJEET SINGH PURI
Address of Applicant :C-3/8 RAKSHALEKHA, LANE 6, KOREGAON PARK, PUNE - 411 001, MAHARASHTRA, INDIA.
(72)**Name of Inventor :**
1)VIKRAMJEET SINGH PURI
2)LALITHA MALLIKARJAN SANKH
3)RESHMA SURAJ MANER

(57) Abstract :
Accordingly it is a principle object of the present invention to overcome the disadvantages and limitations of prior art methods and systems and provide an integrated method and system for remote data processing and control. In accordance with the principles of the present invention wherein the system will carry associative functions of the method for remote data acquisition, measurement and processing of the same. It is yet another object of the present invention to provide platform for remote data acquisition, measurement, processing, trending, monitoring, transmission and control system for tracking, monitoring and providing forewarnings.

No. of Pages : 38 No. of Claims : 21

(12) PATENT APPLICATION PUBLICATION
(19) INDIA
(22) Date of filing of Application :23/05/2014
(21) Application No.983/MUMNP/2014 A
(43) Publication Date : 03/07/2015

(54) Title of the invention : PRESSURE SENSOR MODULE FOR SUB SEA APPLICATIONS

(51) International classification :G01L13/02,G01L19/00
(31) Priority Document No :61/579234
(32) Priority Date :22/12/2011
(33) Name of priority country :U.S.A.
(86) International Application No :PCT/US2012/070545
Filing Date :19/12/2012
(87) International Publication No :WO 2013/096410
(61) Patent of Addition to Application Number :NA
Filing Date :NA
(62) Divisional to Application Number :NA
Filing Date :NA

(71)**Name of Applicant :**
1)ROSEMOUNT INC.
Address of Applicant :8200 Market Boulevard Chanhassen MN 55317 U.S.A.
(72)**Name of Inventor :**
1)STREI David
2)BRODEN David
3)BREEN Ivar

(57) Abstract :
A co planar differential pressure sensor module (100) is provided. The module (100) includes a base (109) having a pair of recesses (217 219). A pair of pedestals (218 220) is also provided where each pedestal (218 220) is disposed in a respective recess (217 219) and is coupled to a respective isolation diaphragm (222). A differential pressure sensor (208) has a sensing diaphragm and a pair of pressure sensing ports (210 212). Each port (210 212) of the differential pressure sensor (208) is fluidically coupled to a respective isolation diaphragm (222) by a fill fluid. The module (100) also includes circuitry (216) coupled to the differential pressure sensor (209) to measure an electrical characteristic of the sensor (208) that varies with differential pressure. The base (109) is constructed from a material that is suitable for submersion in seawater. A method (300) of constructing a co planar differential pressure sensor module (100) is also provided. In another embodiment a pressure sensor module is provided. The pressure sensor module (100) includes a base having a recess. A pedestal is disposed in the recess and is coupled to an isolation diaphragm. A pressure sensor having a sensing diaphragm and a pressure sensing port is fluidically coupled to the isolation diaphragm by a fill fluid. Circuitry is coupled to the pressure sensor to measure an electrical characteristic of the sensor that varies with pressure. The base is constructed from a material that is suitable for submersion in seawater.

No. of Pages : 22 No. of Claims : 25

(12) PATENT APPLICATION PUBLICATION
(19) INDIA
(22) Date of filing of Application :30/08/2013
(21) Application No.2839/MUM/2013 A
(43) Publication Date : 03/07/2015

(54) Title of the invention : SPINNING METHOD AND SPUN YARN

(51) International classification	:D01H1/115, D01H4/02, D06M13/02, D06M1
(31) Priority Document No	:2012-247049
(32) Priority Date	:09/11/2012
(33) Name of priority country	:Japan
(86) International Application No	:NA
Filing Date	:NA
(87) International Publication No	: NA
(61) Patent of Addition to Application Number	:NA
Filing Date	:NA
(62) Divisional to Application Number	:NA
Filing Date	:NA

(71)**Name of Applicant :**
1)Takemoto Yushi Kabushiki Kaisha
Address of Applicant :2-5 Minato-machi, Gamagori-shi, Aichi-ken, Japan
2)Murata Machinery, Ltd.
(72)**Name of Inventor :**
1)Kuniyasu Inagaki
2)Hirozumi Takeuchi
3)Toshiki Ichikawa
4)Naritoshi Ota

(57) Abstract :
A spinning method using a whirling air spinning machine that enables operation under favorable high-speed spinning performance with minimum scum accumulation suppressed to a good extent, and spun yarns obtained with the spinning method are provided. A fiber-processing agent having a kinetic viscosity at 30C or 1 x 10-6 to 100 x 10-6 m2/s comprising one, two or more among the following lubricant (A), following lubricant (B) and following lubricant (C) is mixed in compressed air of a whirling air spinning machine and sprayed on fiber in the spinning method using the whirling air spinning machine. Lubricant (A): aliphatic ester compound of carbon number 5-70 Lubricant (B): linear polyorganosiloxane having a kinetic viscosity at 30C of 5 x 10-6 to 100 x 10-6 m2/s Lubricant (C): mineral oil having a kinetic viscosity at 30C of 5 x 10-6 to 100 x 10-6 m2/s

No. of Pages : 17 No. of Claims : 6

(12) PATENT APPLICATION PUBLICATION
(19) INDIA
(22) Date of filing of Application :20/03/2013
(21) Application No.863/MUM/2013 A
(43) Publication Date : 03/07/2015

(54) Title of the invention : APPARATUS AND METHOD TO DISPLAY FAULT HISTORY IN A CIRCUIT BREAKER USING HYBRID DISPLAY

(51) International classification	:H02J13/00, H02H7/00
(31) Priority Document No	:NA
(32) Priority Date	:NA
(33) Name of priority country	:NA
(86) International Application No	:NA
Filing Date	:NA
(87) International Publication No	: NA
(61) Patent of Addition to Application Number	:NA
Filing Date	:NA
(62) Divisional to Application Number	:NA
Filing Date	:NA

(71)**Name of Applicant :**
1)LARSEN & TOUBRO LIMITED
Address of Applicant :LARSEN & TOUBRO LIMITED L&T HOUSE, BALLARD ESTATE, P.O BOX NO. 278, MUMBAI-400 001 Maharashtra India
(72)**Name of Inventor :**
1)BHANWAR LAL BISHNOI
2)KARTHIK MANOKARAN
3)PRAHLAD R SUPEDA
4)USUFE SHAIKH

(57) Abstract :
A display system includes a controller, an output console and an E-paper display device. The controller is functionally coupled to a trip unit that measure system parameters and a circuit breaker. The controller regulates the tripping of the circuit breaker based on inputs from the trip unit and issues a display actuation command corresponding to measurements performed by the trip unit before issuing a trip command to trip the circuit breaker. The output console includes at least one display device that displays system parameters by deriving power from a current transformer till no tripping occurs. The E-paper display device initially derives electrical power from the current transformer to electronically print and display information pertaining to circuit breaker tipping and continuously displays the information pertaining to circuit breaker tipping even after the electrical power from the current transformer is disrupted due to the circuit breaker getting tripped.

No. of Pages : 23 No. of Claims : 7

(12) PATENT APPLICATION PUBLICATION
(19) INDIA
(22) Date of filing of Application :15/09/2014
(21) Application No.1805/MUMNP/2014 A
(43) Publication Date : 03/07/2015

(54) Title of the invention : FORMULATIONS AND KITS FOR FORMING BIOADHESIVE MATRICES

(51) International classification :A61K47/42,A61K47/12,A61K9/28
(31) Priority Document No :61/599486
(32) Priority Date :16/02/2012
(33) Name of priority country :U.S.A.
(86) International Application No :PCT/IL2013/050139
Filing Date :14/02/2013
(87) International Publication No :WO 2013/121429
(61) Patent of Addition to Application Number :NA
Filing Date :NA
(62) Divisional to Application Number :NA
Filing Date :NA

(71)**Name of Applicant :**
1)TECHNOLOGY INNOVATION MOMENTUM FUND (ISRAEL) LIMITED PARTNERSHIP
Address of Applicant :c/o Ramot at Tel Aviv University Ltd. P.O. Box 39296 6139201 Tel Aviv Israel
(72)**Name of Inventor :**
1)ZILBERMAN Meital
2)SHEFY PELEG Adaya
3)COHEN Binyamin
4)FOOX Maytal

(57) Abstract :
A bioadhesive formulation comprising gelatin alginate and a coupling agent capable of forming a bioadhesive matrix which is characterized by rapid curing optimal viscosity high bonding strength flexibility biocompatibility and biodegradability is disclosed. Further disclosed is such a bioadhesive formulation which further comprises a bioactive agent and a drug eluting bioadhesive matrix formed therefrom the bioadhesive matrix being capable of delivering the bioactive agent to a bodily site. Methods utilizing the bioadhesive formulations and matrices in various biological and medical procedures are also disclosed.

No. of Pages : 114 No. of Claims : 32

(12) PATENT APPLICATION PUBLICATION
(19) INDIA
(22) Date of filing of Application :03/04/2014
(21) Application No.612/MUMNP/2014 A
(43) Publication Date : 03/07/2015

(54) Title of the invention : ECARD ECG MONITOR

(51) International classification :A61B5/04
(31) Priority Document No :61/622566
(32) Priority Date :11/04/2012
(33) Name of priority country :U.S.A.
(86) International Application No :PCT/US2013/035996
Filing Date :10/04/2013
(87) International Publication No :WO 2013/155196
(61) Patent of Addition to Application Number :NA
Filing Date :NA
(62) Divisional to Application Number :NA
Filing Date :NA

(71)**Name of Applicant :**
1)IMPAK HEALTH LLC
Address of Applicant :1350 Campus Parkway Neptune NJ 07753 U.S.A.
(72)**Name of Inventor :**
1)INCIARDI Salvatore Richard
2)ELLIOTT Sandra D.
3)EINBERG Fredrik
4)SVENSSON Kristian

(57) Abstract :
Portable ECG (electrocardiograph) monitoring device combinations that records transmits and displays sampled ECG data from handheld devices having sensors and integrated electronics housed in a card like member for determining and displaying a user s processed ECG for medical diagnostic and informational purposes. The monitoring device of the present invention records and wirelessly transmits raw sampled ECG data from the handheld sampling device and optionally additional wireless ECG sensors to a remotely associated display device for processing and analyzing the raw data thereby shifting processing overhead from the handheld device to the display device.

No. of Pages : 45 No. of Claims : 7

(12) PATENT APPLICATION PUBLICATION
(19) INDIA
(22) Date of filing of Application :17/04/2014
(21) Application No.734/MUMNP/2014 A
(43) Publication Date : 03/07/2015

(54) Title of the invention : BALLOON WITH ILLUMINATING/SOUNDING DEVICE

(51) International classification :A63H27/10,F21V33/00
(31) Priority Document No :201110311576.6
(32) Priority Date :14/10/2011
(33) Name of priority country :China
(86) International Application No :PCT/CN2012/070043
Filing Date :04/01/2012
(87) International Publication No :WO 2013/053208
(61) Patent of Addition to Application Number :NA
Filing Date :NA
(62) Divisional to Application Number :NA
Filing Date :NA

(71)**Name of Applicant :**
1)SHENZHEN PROMOTION CONCEPT CO. LTD.
Address of Applicant :Room 1802 Block A Shenfang Building Ren Minnan Rd. Luohu Shenzhen Guangdong 518001 China
(72)**Name of Inventor :**
1)HENRIK Bo Stieler

(57) Abstract :
A balloon with an illuminating/sounding device comprising a balloon body (10 101 102 103 104 105) and an illuminating/sounding device wherein the illuminating/sounding device is secured onto a wall of the balloon body (10 101 102 103 104 105) via an external cover (6 50 501 502 503 504 505). The balloon is secured with the illuminating/sounding device via the external cover (6 50 501 502 503 504 505) so as to facilitate the fitting and installation of the illuminating/sounding device to simplify the fitting structure for the illuminating/sounding device and to reduce the manufacturing costs thereof without affecting the inflation and use of the balloon.

No. of Pages : 22 No. of Claims : 10

(12) PATENT APPLICATION PUBLICATION
(19) INDIA
(22) Date of filing of Application :17/04/2014
(21) Application No.735/MUMNP/2014 A
(43) Publication Date : 03/07/2015

(54) Title of the invention : DELIVERY DEVICE FOR MOLDED ARTICLE AND BLOW MOLDING DEVICE

(51) International classification :B29C49/42,B65G17/26,B65G47/52
(31) Priority Document No :2011-231677
(32) Priority Date :21/10/2011
(33) Name of priority country :Japan
(86) International Application No :PCT/JP2012/077148
Filing Date :19/10/2012
(87) International Publication No :WO 2013/058378
(61) Patent of Addition to Application Number :NA
Filing Date :NA
(62) Divisional to Application Number :NA
Filing Date :NA

(71)**Name of Applicant :**
1)NISSEI ASB MACHINE CO. LTD.
Address of Applicant :4586 3 Koo Komoro shi Nagano 3848585 Japan
(72)**Name of Inventor :**
1)YAMAGUCHI Masaki

(57) Abstract :
One purpose of the present invention is to provide a delivery device for a molded article whereby a molded article can be delivered without the use of a flange support structure restricted to upright transport or an inverted support pin restricted to inverted transport. A first transport member (720) comprises a first chuck pair (720A 720B) for clamping part of the outer wall of the neck part (2A) of the molded article (2) and a second transport member (411) comprises a second chuck pair (412) for clamping another part of the outer wall of the neck part (2A) of the molded article (2). The molded article (2) is delivered between the first chuck pair (720A 720B) and the second chuck pair (412) by releasing either the first chuck pair (720A 720B) or the second chuck pair (412) without interfering with the other from the state where the molded article (2) is held simultaneously by both the first chuck pair (720A 720B) and the second chuck pair (412).

No. of Pages : 51 No. of Claims : 10

(12) PATENT APPLICATION PUBLICATION
(21) Application No.2831/MUM/2013 A
(19) INDIA
(22) Date of filing of Application :30/08/2013
(43) Publication Date : 03/07/2015

(54) Title of the invention : THERMAL JACKET FOR CONTAINER.

(51) International classification	:B65D23/00, B65D81/38, B65D23/08	(71)**Name of Applicant :** **1)DILIPBHAI RATILAL PATEL** Address of Applicant :A-703, PRAYAG RESIDENCY, OPP. NIRMA SCHOOL, GRAND BHAGWATI ROAD, BODAKDEV, AHMEDABAD (GUJARAT) INDIA.
(31) Priority Document No	:NA	
(32) Priority Date	:NA	
(33) Name of priority country	:NA	(72)**Name of Inventor :** **1)DILIPBHAI RATILAL PATEL**
(86) International Application No	:NA	
Filing Date	:NA	
(87) International Publication No	: NA	
(61) Patent of Addition to Application Number	:NA	
Filing Date	:NA	
(62) Divisional to Application Number	:NA	
Filing Date	:NA	

(57) Abstract :
A jacket comprising of an outer layer and inner layer of malleable material which is joined about the periphery and there between to define a plurality of compartments and said compartments are adaptive for retaining insulating material to provide insulative capacity to said jacket; and independent access means to each compartment to provide access to each compartment.

No. of Pages : 18 No. of Claims : 10

(12) PATENT APPLICATION PUBLICATION
(19) INDIA
(22) Date of filing of Application :29/04/2014
(21) Application No.787/MUMNP/2014 A
(43) Publication Date : 03/07/2015

(54) Title of the invention : ADJUSTABLE JET SHOWER DEVICE

(51) International classification :F04F5/10,F16K11/00
(31) Priority Document No :201310153955.6
(32) Priority Date :27/04/2013
(33) Name of priority country :China
(86) International Application No :PCT/CN2013/084300
Filing Date :26/09/2013
(87) International Publication No :WO 2014/173075
(61) Patent of Addition to Application Number :NA
Filing Date :NA
(62) Divisional to Application Number :NA
Filing Date :NA

(71)**Name of Applicant :**
1)GUANGZHOU SEAGULL KITCHEN AND BATH PRODUCTS CO. LTD.
Address of Applicant :No. 363 Yushan West Road Shatou Panyu District Guangzhou Guangdong 511400 China
(72)**Name of Inventor :**
1)YUAN Xunping
2)TANG Zhiqiang
3)MAI Xianxin

(57) Abstract :
Disclosed is an adjustable jet shower device comprising a jet spray valve wherein the jet spray valve is provided with a valve body (1) a spray nozzle (3) a spray needle (4) and a water outlet. The spray needle (4) is arranged in the spray nozzle (3); a cold water inflow space and a cold water jet outlet are formed between the spray nozzle (3) and the spray needle (4); a hot water inflow space is formed between the spray nozzle (3) and the valve body (1). Adjusting the spray nozzle (3) to make it move in the axial direction of the jet spray valve can simultaneously realize an adjustment to the cold water inflow space the hot water inflow space and the jet cold water outlet thereby realizing a better spray effect by means of a simple manner of operation.

No. of Pages : 44 No. of Claims : 27

(12) PATENT APPLICATION PUBLICATION
(19) INDIA
(22) Date of filing of Application :29/04/2014
(21) Application No.788/MUMNP/2014 A
(43) Publication Date : 03/07/2015

(54) Title of the invention : JET WATER MIXER

(51) International classification :F16K11/22
(31) Priority Document No :201310152207.6
(32) Priority Date :27/04/2013
(33) Name of priority country :China
(86) International Application No :PCT/CN2013/084307
Filing Date :26/09/2013
(87) International Publication No :WO 2014/173076
(61) Patent of Addition to Application Number :NA
Filing Date :NA
(62) Divisional to Application Number :NA
Filing Date :NA

(71)**Name of Applicant :**
1)GUANGZHOU SEAGULL KITCHEN AND BATH PRODUCTS CO. LTD.
Address of Applicant :No.363 Yushan West Road Shatou Panyu District Guangzhou Guangdong 511400 China
(72)**Name of Inventor :**
1)YUAN Xunping
2)TANG Zhiqiang

(57) Abstract :
Disclosed is a jet water mixer comprising a jet spray valve (B). The jet spray valve (B) is provided with a valve body (1) a spray nozzle (3) a spray needle (4) and a water outlet wherein a cold water inlet (B1) and a hot water inlet (B2) are arranged on the valve body (1); the spray needle (4) is arranged in the spray nozzle (3); an inflow space for cold water (9) and a jet outlet for cold water (32) are formed between the spray nozzle (3) and the spray needle (4); an inflow space for hot water (8) is formed between the spray nozzle (3) and the valve body (1); the cold water inlet (B1) is respectively in communication with a cold water opening (A1) and the inflow space for cold water (9); the hot water inlet (B2) is respectively in communication with a hot water opening (A2) and the inflow space for hot water (8); and when in use the inflow space for cold water (9) the inflow space for hot water (8) and the jet outlet of cold water (32) can be adjusted by merely adjusting the spray nozzle (3) to make the same move along the axial direction of the jet spray valve (B) thereby realizing a better spray effect in a relatively simple manner of operation.

No. of Pages : 43 No. of Claims : 23

(12) PATENT APPLICATION PUBLICATION
(21) Application No.2884/MUM/2013 A
(19) INDIA
(22) Date of filing of Application :05/09/2013
(43) Publication Date : 03/07/2015

(54) Title of the invention : INSULIN PEN WITH UNIQUE DUEL CHEMBER DISPENSING/OPERATING SYSTEM

(51) International classification	:A61M5/155, A61M5/178, F04C14/20
(31) Priority Document No	:NA
(32) Priority Date	:NA
(33) Name of priority country	:NA
(86) International Application No	:NA
Filing Date	:NA
(87) International Publication No	: NA
(61) Patent of Addition to Application Number	:NA
Filing Date	:NA
(62) Divisional to Application Number	:NA
Filing Date	:NA

(71)**Name of Applicant :**
1)JITENDRA LAKHANI
Address of Applicant :AT & PO. UNCHADI, TA. TALAJA, DIST. BHAVNAGAR, Gujarat, India
(72)**Name of Inventor :**
1)JITENDRA LAKHANI

(57) Abstract :
The present invention is directed to a dual chamber cartridge retainer mechanism suitable for medication delivery pens. The cartridge retainer mechanism is made of two chambers including an inner chamber tubular body surrounding the barrel of the cartridge and outer chamber supporting engaging inner chamber that defines and works as Cartridge retainer. The plunger mounting at surrounding the back side of the outer chamber includes a rim extending from its proximal end that is diametrically dimensioned to closely engage the outer chamber syringe piston.

No. of Pages : 23 No. of Claims : 9

(12) PATENT APPLICATION PUBLICATION
(21) Application No.2885/MUM/2013 A
(19) INDIA
(22) Date of filing of Application :05/09/2013
(43) Publication Date : 03/07/2015

(54) Title of the invention : A PORTABLE MULTIPURPOSE CHILD CARE ASSEMBLY

(51) International classification	:A47D 13/00
(31) Priority Document No	:NA
(32) Priority Date	:NA
(33) Name of priority country	:NA
(86) International Application No	:NA
Filing Date	:NA
(87) International Publication No	: NA
(61) Patent of Addition to Application Number	:NA
Filing Date	:NA
(62) Divisional to Application Number	:NA
Filing Date	:NA

(71)**Name of Applicant :**
1)KUNAL CHIMANLAL POPAT
Address of Applicant :D-52, PALMGREENS, BEHINDDIVYABHASKAR, MAKARBA, AHMEDABAD, Gujarat, India
(72)**Name of Inventor :**
1)KUNAL CHIMANLAL POPAT

(57) Abstract :
A portable child care assembly (100) comprising a control device for folding and expanding a base portion of said assembly characterized in that: - enclosure structure, - upper frame (1) and lower frame (2) and - a pair of spaced apart upstanding sided A-Shaped supporting base member facing one another(3) - said A- shaped supporting base member 93) having two legs each to provide total number of four legs support to said assembly.

No. of Pages : 28 No. of Claims : 14

(12) PATENT APPLICATION PUBLICATION
(21) Application No.2887/MUM/2013 A
(19) INDIA
(22) Date of filing of Application :05/09/2013
(43) Publication Date : 03/07/2015

(54) Title of the invention : SYSTEM AND METHOD TO DESIGN ARTIFACTS ASSOCIATED WITH A WEB PAGE

(51) International classification	:G06F17/30, G06F9/44
(31) Priority Document No	:NA
(32) Priority Date	:NA
(33) Name of priority country	:NA
(86) International Application No	:NA
Filing Date	:NA
(87) International Publication No	: NA
(61) Patent of Addition to Application Number	:NA
Filing Date	:NA
(62) Divisional to Application Number	:NA
Filing Date	:NA

(71)**Name of Applicant :**
1)TATA CONSULTANCY SERVICES LIMITED
Address of Applicant :NIRMAL BUILDING, 9TH FLOOR, NARIMAN POINT, MUMBAI 400021, MAHARASHTRA, INDIA
(72)**Name of Inventor :**
1)SIRAM, SUBBARAO

(57) Abstract :
A system, method and computer program product to design one or more artifacts associated with a web page are disclosed. A user is allowed to select values of the artifacts and to specify boundary conditions for an html pattern. Style pattern is identified based on the html pattern of the screen and the boundary conditions. Editing operations to be performed on the artifacts are controlled by controlling an activation and deactivation of the editing operations by referring to style specifications as specified by the user. Based on the style pattern, the values of the artifacts and the boundary conditions, the editing operations are performed on the artifacts and design of the web page is obtained.

No. of Pages : 19 No. of Claims : 13

(12) PATENT APPLICATION PUBLICATION
(21) Application No.2860/MUM/2013 A
(19) INDIA
(22) Date of filing of Application :02/09/2013
(43) Publication Date : 03/07/2015

(54) Title of the invention : PORTABLE CHARGER AND A METHOD OF POWERING ELECTRONIC DIVICES

(51) International classification	:H02K7/18, F02B63/04, H02K27/00
(31) Priority Document No	:NA
(32) Priority Date	:NA
(33) Name of priority country	:NA
(86) International Application No	:NA
Filing Date	:NA
(87) International Publication No	: NA
(61) Patent of Addition to Application Number	:NA
Filing Date	:NA
(62) Divisional to Application Number	:NA
Filing Date	:NA

(71)**Name of Applicant :**
1)Swapnil Chordia
Address of Applicant :D/301 Usha Gardens, Ahimsa Marg, Chincholi Bunder, Malad (W), Mumbai 400064, MAHARASHTRA, INDIA
(72)**Name of Inventor :**
1)Swapnil Chordia

(57) Abstract :
The present invention provides a portable charger and a method of powering electronic devices by the portable charger. The portable charger includes at least one antenna for receiving a radio frequency signal, a rectifier for converting the received radio frequency signal into DC voltage, and an output unit for outputting the DC voltage to power electronic devices. The method of the invention includes the step of storing DC voltage in a battery for powering electronic devices.

No. of Pages : 14 No. of Claims : 15

(12) PATENT APPLICATION PUBLICATION
(21) Application No.677/MUMNP/2014 A
(19) INDIA
(22) Date of filing of Application :13/04/2014
(43) Publication Date : 03/07/2015

(54) Title of the invention : PUBLISHING OF LEARNING APPLICATIONS IN A MODULAR LEARNING SYSTEM

(51) International classification :G06F17/30
(31) Priority Document No :2573/MUM/2011
(32) Priority Date :13/09/2011
(33) Name of priority country :India
(86) International Application No :PCT/US2012/054956
Filing Date :13/09/2012
(87) International Publication No :WO 2013/040103
(61) Patent of Addition to Application Number :NA
Filing Date :NA
(62) Divisional to Application Number :NA
Filing Date :NA

(71)**Name of Applicant :**
1)MONK AKARSHALA DESIGN PRIVATE LIMITED
Address of Applicant :1103 A Wing Hillside Raheja Vihar Powai Mumbai 400072 Maharashtra India
2)MONK AKARSHALA INC.
(72)**Name of Inventor :**
1)KAPOOR Samridh

(57) Abstract :
A modular learning system is provided for publishing new and updated learning applications to users of the modular learning system. The learning application authors are validated by the modular learning system as credentialed learning application authors. The learning application authors are optionally granted access to use a content editing interface and revise information using a template provided by a template user. The resulting learning application may be translated and certified and requested for publication. After publication update requests may be provided to the authoring user to remind the author to review and revise the learning application.

No. of Pages : 66 No. of Claims : 27

(12) PATENT APPLICATION PUBLICATION
(19) INDIA
(22) Date of filing of Application :21/04/2014
(21) Application No.741/MUMNP/2014 A
(43) Publication Date : 03/07/2015

(54) Title of the invention : AERO COMPRESSION COMBUSTION DRIVE ASSEMBLY CONTROL SYSTEM

(51) International classification :F02B3/06,B64D27/04,B64D31/00
(31) Priority Document No :61/543624
(32) Priority Date :05/10/2011
(33) Name of priority country :U.S.A.
(86) International Application No :PCT/US2012/059121
Filing Date :05/10/2012
(87) International Publication No :WO 2013/052912
(61) Patent of Addition to Application Number :NA
Filing Date :NA
(62) Divisional to Application Number :NA
Filing Date :NA

(71)**Name of Applicant :**
1)ENGINEERED PROPULSION SYSTEMS INC.
Address of Applicant :150 West First Street New Richmond WI 54017 U.S.A.
(72)**Name of Inventor :**
1)WEINZIERL Steven M.
2)FUCHS Michael J.

(57) Abstract :
A control system for an aero compression combustion drive assembly the aero compression combustion drive assembly having an engine member a transmission member and a propeller member the control system including a sensor for sensing a pressure parameter in each of a plurality of compression chambers of the engine member the sensor for providing the sensed pressure parameter to a control system device the control system device having a plurality of control programs for effecting selected engine control and the control system device acting on the sensed pressure parameter to effect a control strategy in the engine member. A control method is further included.

No. of Pages : 52 No. of Claims : 7

(12) PATENT APPLICATION PUBLICATION
(19) INDIA
(22) Date of filing of Application :20/03/2013
(21) Application No.936/MUM/2013 A
(43) Publication Date : 03/07/2015

(54) Title of the invention : A MACHINE POWER GENERATION

(51) International classification :H02P9/00
(31) Priority Document No :NA
(32) Priority Date :NA
(33) Name of priority country :NA
(86) International Application No :NA
Filing Date :NA
(87) International Publication No : NA
(61) Patent of Addition to Application Number :NA
Filing Date :NA
(62) Divisional to Application Number :NA
Filing Date :NA

(71)**Name of Applicant :**
1)Dr. Vasani Rupesh Parmanand
Address of Applicant :07, Aditraj Bunglows, Near Nandanvan-5, B/h Kalatirth Apartment, Prernatirth Derasar Road, Jodhpur, Ahmedabad-380015. Gujarat, India
2)Shah Parin Kamalkumar
3)Jain Anjil Anvin
4)Bhavsar Swapnil Chandrakant
(72)**Name of Inventor :**
1)Dr. Vasani Rupesh Parmanand
2)Shah Parin Kamalkumar
3)Jain Anjil Anvin
4)Bhavsar Swapnil Chandrakant
5)Patel Bhupendra Laljibhai

(57) Abstract :
The present invention a free shaft or flywheel passing through a machine the free shaft provide the mechanical energy and generator converts mechanical energy to electrical energy and the electrical energy store into battery and the battery is attached to inverter, and the inverter gives electrical energy to the industries lights and other components.

No. of Pages : 11 No. of Claims : 3

(12) PATENT APPLICATION PUBLICATION
(21) Application No.751/MUMNP/2014 A
(19) INDIA
(22) Date of filing of Application :14/04/2014
(43) Publication Date : 03/07/2015

(54) Title of the invention : AIRCRAFT TURBOMACHINE COMBUSTION CHAMBER MODULE AND METHOD FOR DESIGNING SAME

(51) International classification :F23R3/06
(31) Priority Document No :11 59635
(32) Priority Date :25/10/2011
(33) Name of priority country :France
(86) International Application No :PCT/FR2012/052442
Filing Date :24/10/2012
(87) International Publication No :WO 2013/060985
(61) Patent of Addition to Application Number :NA
Filing Date :NA
(62) Divisional to Application Number :NA
Filing Date :NA

(71)**Name of Applicant :**
1)SNECMA
Address of Applicant :2 boulevard du Gnral Martial Valin F 75015 Paris France
(72)**Name of Inventor :**
1)BOURGOIS Sbastien Alain Christophe
2)CABRE Jean Fran§ois

(57) Abstract :
Combustion chamber module for aircraft turbomachine comprising an annular combustion chamber in which each of the primary (62e) and dilution (64e) orifices in the outer annular wall (14) which is located at least partially in the wake (54) of a fuel injector (22) has a coefficient of discharge higher than that of its counterpart in the inner annular wall. Method of designing such a module involving determining the wakes (54) generated by the injectors (22) defining the geometry of the air inlet orifices (44e 46e) in the coaxial walls of the combustion chamber so that the airflow actually entering via the orifices (44e 46e) in the outer wall (14) is substantially equal to the flow of air entering via the orifices in the inner wall.

No. of Pages : 20 No. of Claims : 10

(12) PATENT APPLICATION PUBLICATION
(19) INDIA
(22) Date of filing of Application :07/02/2013
(21) Application No.363/MUM/2013 A
(43) Publication Date : 03/07/2015

(54) Title of the invention : 'T' TYPE OF TABLE LEGS

(51) International classification	:A47B 9/04
(31) Priority Document No	:NA
(32) Priority Date	:NA
(33) Name of priority country	:NA
(86) International Application No	:NA
Filing Date	:NA
(87) International Publication No	: NA
(61) Patent of Addition to Application Number	:NA
Filing Date	:NA
(62) Divisional to Application Number	:NA
Filing Date	:NA

(71)**Name of Applicant :**
1)VINOD K. PITRODA
Address of Applicant :A-304, SURYA APARTMENTS, BREACH CANDY, MUMBAI 400026, MAHARASHTRA, INDIA
(72)**Name of Inventor :**
1)VINOD K. PITRODA

(57) Abstract :
The present invention discloses T type of table legs which can be produced with minimum of two extruded Aluminum profiles. T type of table legs are produced from a kit comprising of 2 main aluminum profiles in full length of say 6 meters, top brackets, middle beam fixing brackets and plastic plugs to hide open ends and levelers. the table legs assembly provided with table top clamping inserts (14), cross beam which is having same profile section as that of column profile (4), cross beam mounting bracket (8) configured for mounting said cross beam (4) by joining means for fixing/securing a rigid connection between two table legs, plurality of angle holders (10) are optionally provided on said column profile (4) such that the angles (11) are mounted by insertion in those angle holders (10) by connecting both table legs. The other ends of said cross beam (4), angles (11), etc are inserted in the corresponding cross beam mounting bracket (8) and corresponding angle holders (10) mounted on the other table leg. The levelers (2B) are provided on the bottom section (1).

No. of Pages : 26 No. of Claims : 14

(12) PATENT APPLICATION PUBLICATION
(19) INDIA
(22) Date of filing of Application :08/05/2014
(21) Application No.873/MUMNP/2014 A
(43) Publication Date : 03/07/2015

(54) Title of the invention : ANTIBODIES TO CARCINOEMBRYONIC ANTIGEN RELATED CELL ADHESION MOLECULE (CEACAM)

(51) International classification	:C07K16/28,C07K16/30,A61K39/395
(31) Priority Document No	:PCT/IL2011/000808
(32) Priority Date	:11/10/2011
(33) Name of priority country	:Israel
(86) International Application No	:PCT/IL2012/050402
Filing Date	:10/10/2012
(87) International Publication No	:WO 2013/054331
(61) Patent of Addition to Application Number	:NA
Filing Date	:NA
(62) Divisional to Application Number	:NA
Filing Date	:NA

(71)**Name of Applicant :**
1)TEL HASHOMER MEDICAL RESEARCH INFRASTRUCTURE AND SERVICES LTD.
Address of Applicant :The Chaim Sheba Medical Center Tel Hashomer 52621 Ramat Gan Israel
2)CCAM BIOTHERAPEUTICS LTD.
3)RAMOT AT TEL AVIV UNIVERSITY LTD.
(72)**Name of Inventor :**
1)MARKEL Gal
2)BEN MOSHE Tehila
3)SAPIR Yair
4)MANDEL Ilana
5)SCHACHTER Jacob
6)ORTENBERG Rona

(57) Abstract :
The present invention provides antibodies as well as molecules having at least the antigen binding portion of an antibody recognizing a specific epitope of the protein CEACAM1 and optionally binds also other subtypes of the CEACAM protein family. Disclosed antibodies and antibody fragments are characterized by specific CDR sequences. Methods of production and use in therapy and diagnosis of such antibodies and antibody fragments are also provided.

No. of Pages : 99 No. of Claims : 56

(12) PATENT APPLICATION PUBLICATION
(19) INDIA
(22) Date of filing of Application :08/05/2014
(21) Application No.874/MUMNP/2014 A
(43) Publication Date : 03/07/2015

(54) Title of the invention : BALANCED SYSTEM AND METHOD FOR PRODUCTION OF MICROBIAL OUTPUT

(51) International classification :C12P1/04,C09K17/00,C05F11/08
(31) Priority Document No :61/627633
(32) Priority Date :13/10/2011
(33) Name of priority country :U.S.A.
(86) International Application No :PCT/US2012/060010
Filing Date :12/10/2012
(87) International Publication No :WO 2013/056084
(61) Patent of Addition to Application Number :NA
Filing Date :NA
(62) Divisional to Application Number :NA
Filing Date :NA

(71)**Name of Applicant :**
1)TENFOLD TECHNOLOGIES LLC
Address of Applicant :801 S Hwy 377 Pilot Point TX 76258 U.S.A.
(72)**Name of Inventor :**
1)CHISHOLM Robert
2)LAMONTAGNE Michael
3)AMES Robert N.
4)LANCIAULT David P.
5)COYNE John R.

(57) Abstract :
A system and method for the production of microbial consortiums and by product material is provided. A physical containment system comprising phase spaces arranged in a discrete order to favor specific biological reactions is also provided. Phase profiles and phase data sets include the pre determined physical and biological parameters for the phase space transitions. Movement of material from one phase to the next is hydraulically balanced enabling working fluid to continuously move in a fixed direction and rate of flow. Continuous monitoring of phase profiles and phase data sets provide feedback to the system enabling alteration of the conditions in the system to control reactions therein.

No. of Pages : 45 No. of Claims : 36

(12) PATENT APPLICATION PUBLICATION
(19) INDIA
(22) Date of filing of Application :13/04/2014
(21) Application No.688/MUMNP/2014 A
(43) Publication Date : 03/07/2015

(54) Title of the invention : PERSONALIZED LEARNING STREAMS IN A MODULAR LEARNING SYSTEM

(51) International classification :G09B3/00
(31) Priority Document No :2590/MUM/2011
(32) Priority Date :13/09/2011
(33) Name of priority country :India
(86) International Application No :PCT/US2012/054962
Filing Date :13/09/2012
(87) International Publication No :WO 2013/040109
(61) Patent of Addition to Application Number :NA
Filing Date :NA
(62) Divisional to Application Number :NA
Filing Date :NA

(71)**Name of Applicant :**
1)MONK AKARSHALA DESIGN PRIVATE LIMITED
Address of Applicant :1103 A Wing Hillside Raheja Vihar Powai Mumbai 400072 Maharashtra India
2)MONK AKARSHALA INC.
(72)**Name of Inventor :**
1)KAPOOR Samridh

(57) Abstract :
An apparatus and method are disclosed for generating a personalized learning stream in a modular learning system. Learning applications are stored in the modular learning system each associated with at least one application service. The modular learning system receives a performance request specifying one or more learning applications. After determining an availability of application services associated with the one or more specified learning applications the modular learning system adds the specified learning applications to a learning stream associated with the learning user.

No. of Pages : 64 No. of Claims : 12

(12) PATENT APPLICATION PUBLICATION
(19) INDIA
(22) Date of filing of Application :13/09/2013
(21) Application No.749/MUM/2013 A
(43) Publication Date : 03/07/2015

(54) Title of the invention : A HI TECH TAMPER EVIDENT POLYCARBONATE METER SEAL

(51) International classification	:G01R11/32, G01R11/24, H02B1/06
(31) Priority Document No	:NA
(32) Priority Date	:NA
(33) Name of priority country	:NA
(86) International Application No	:NA
Filing Date	:NA
(87) International Publication No	: NA
(61) Patent of Addition to Application Number	:NA
Filing Date	:NA
(62) Divisional to Application Number	:NA
Filing Date	:NA

(71)**Name of Applicant :**
1)SECURE SEALS (INDIA) PRIVATE LIMITED
Address of Applicant :111, VIHAR ESTATE, OFF. SAKIVIHAR ROAD, ANDHERI-EAST MUMBAI- 400072 Maharashtra India
(72)**Name of Inventor :**
1)MOHUN N DSOUZA

(57) Abstract :
A rototable seals for securing electricity meters with temper evident feature, and more particularly a Polycarbonate rotory seal with a housing body comprising of male and female part of the twist seal rotor, also punched inside a housing body of seal a cylindrical drum to wind flexible wire around it.

No. of Pages : 21 No. of Claims : 7

(12) PATENT APPLICATION PUBLICATION
(19) INDIA
(22) Date of filing of Application :20/03/2013
(21) Application No.876/MUM/2013 A
(43) Publication Date : 03/07/2015

(54) Title of the invention : THERMOCOUPLE

(51) International classification	:F25B21/00, H02N11/00
(31) Priority Document No	:NA
(32) Priority Date	:NA
(33) Name of priority country	:NA
(86) International Application No	:NA
Filing Date	:NA
(87) International Publication No	: NA
(61) Patent of Addition to Application Number	:NA
Filing Date	:NA
(62) Divisional to Application Number	:NA
Filing Date	:NA

(71)**Name of Applicant :**
1)Bhavsar Swapnil Chandrakant
Address of Applicant :M-64/768, Chitrakut Apartment Sola Road, Naranpura Ahmedabad-380063 Gujarat, India
2)Jain Anjil Anvin
3)shah Parin Kamalkumar
4)Dr. Vasani Rupesh Parmanand
(72)**Name of Inventor :**
1)Bhavsar Swapnil Chandrakant
2)Patel Bhupendra Laljibhai
3)shah Parin Kamalkumar
4)Jain Anjil Anvin
5)Dr. Vasani Rupesh Parmanand

(57) Abstract :
The present invention high temperature passing is through a specially design metal rod the thermocouple gives electrical energy and Thermocouple converts heat energy to electrical energy and the electrical energy store into battery and the battery is attached to inverter, and the inverter gives electrical energy to the street lights and other components.

No. of Pages : 9 No. of Claims : 3

(12) PATENT APPLICATION PUBLICATION
(21) Application No.3153/MUM/2013 A
(19) INDIA
(22) Date of filing of Application :03/10/2013
(43) Publication Date : 03/07/2015

(54) Title of the invention : CUSTOMER DATA UNIFICATION

(51) International classification :G06F17/30
(31) Priority Document No :NA
(32) Priority Date :NA
(33) Name of priority country :NA
(86) International Application No :NA
Filing Date :NA
(87) International Publication No : NA
(61) Patent of Addition to Application Number :NA
Filing Date :NA
(62) Divisional to Application Number :NA
Filing Date :NA

(71)**Name of Applicant :**
1)TATA CONSULTANCY SERVICES LIMITED
Address of Applicant :Nirmal Building, 9th Floor, Nariman Point, Mumbai 400021 Maharashtra India
(72)**Name of Inventor :**
1)GEORGE, Siyo
2)RADHAKRISHNAN, Bharatharajan
3)KUMAR, Sudeesh
4)MAYELIL MURALIDHARN, Sunitha

(57) Abstract :
The present subject matter discloses a customer data unification system (102), implemented in a big data platform (100), for unification of customer data. In an embodiment, the customer data unification system (102) includes a data operation module (210) and an identity resolution module (212), both coupled to a processor (202). The data operation module (210) obtains organizational customer data (224, 226) and social customer data (228) organizational data sources (104) and social media sources (106), respectively. The unstructured data from the organizational customer data (224, 226) and social customer data (228) is processed for standardization and de-duplication. Further, the identity resolution module (212) determine an identity resolution value for the social customer data (228) to determine a similarity between the organizational customer data (224, 226) and the social customer data (228). Subsequently, the organizational customer data (224, 226) and the social customer data (228) are unified.

No. of Pages : 35 No. of Claims : 17

(12) PATENT APPLICATION PUBLICATION
(19) INDIA
(22) Date of filing of Application :08/10/2013
(21) Application No.3186/MUM/2013 A
(43) Publication Date : 03/07/2015

(54) Title of the invention : A SIGNALING DEVICE FOR A VEHICLE

(51) International classification	:B60Q1/44, B60Q1/26
(31) Priority Document No	:NA
(32) Priority Date	:NA
(33) Name of priority country	:NA
(86) International Application No	:NA
Filing Date	:NA
(87) International Publication No	: NA
(61) Patent of Addition to Application Number	:NA
Filing Date	:NA
(62) Divisional to Application Number	:NA
Filing Date	:NA

(71)**Name of Applicant :**
1)TATA MOTORS LIMITED
Address of Applicant :Bombay House, 24 Homi Mody Street, Hutatma Chowk, Mumbai 400 001, MAHARASHTRA, INDIA
(72)**Name of Inventor :**
1)MAHESH P MUNGI
2)PANDURANG JANARDANA WAMAN
3)VAISHALI P PANDIT
4)AVINASH R. GALGUDE
5)GANESH DALAVI

(57) Abstract :
The present disclosure provides a signaling device for a vehicle. The device includes a door switch operatively associated with a door of a vehicle to sense position of the door with respect to the vehicle; a controller in communication with the door switch; an actuator housed on the vehicle and in communication with the controller, the actuator having a telescopically extendible arm adapted to extend based on the signal from the controller; a connecting linkage hingedly mounted on the actuator, the connecting linkage being connected to the extendible arm of the actuator; and, a signal display member connected to an end portion of the connecting linkage such that the signal display member moves between a closed and an open position thereof with respect to the vehicle based on the telescopic movement of the extensible arm.

No. of Pages : 17 No. of Claims : 11

(12) PATENT APPLICATION PUBLICATION
(21) Application No.3189/MUM/2013 A
(19) INDIA
(22) Date of filing of Application :09/10/2013
(43) Publication Date : 03/07/2015

(54) Title of the invention : RADIATION CRUCIBLE

(51) International classification	:C30B 13/00, C30B 13/14	(71)**Name of Applicant :** **1)DIPANKAR** Address of Applicant :EE DEPARTMENT, IIT BOMBAY, POWAI MUMBAI 400076 Maharashtra India
(31) Priority Document No	:NA	(72)**Name of Inventor :** **1)DIPANKAR**
(32) Priority Date	:NA	
(33) Name of priority country	:NA	
(86) International Application No	:NA	
Filing Date	:NA	
(87) International Publication No	: NA	
(61) Patent of Addition to Application Number	:NA	
Filing Date	:NA	
(62) Divisional to Application Number	:NA	
Filing Date	:NA	

(57) Abstract :
An apparatus designed for high temperature application, in excess of 2000° C, with minimum energy loss is described. At high temperatures radiative energy losses are prevented by using highly reflective (>95% reflectivity) surfaces to reflect radiation back to the hot zone and conduction and convective energy loss is prevented by presence of vacuum in the hollow space between the two walls. An apparatus incorporating vacuum and highly reflective enclosures is provided for high temperature operations in vacuum or inert operation with minimum energy loss.

No. of Pages : 10 No. of Claims : 8

(12) PATENT APPLICATION PUBLICATION
(19) INDIA
(22) Date of filing of Application :02/05/2014
(21) Application No.828/MUMNP/2014 A
(43) Publication Date : 03/07/2015

(54) Title of the invention : SECURED DATA COMMUNICATION IN A NETWORKED COMPUTER SYSTEM FOR PROVIDING OPTICAL LENSES

(51) International classification	:G06Q10/00,G06Q50/00,G06Q10/06
(31) Priority Document No	:11306420.8
(32) Priority Date	:03/11/2011
(33) Name of priority country	:EPO
(86) International Application No	:PCT/EP2012/071636
Filing Date	:31/10/2012
(87) International Publication No	:WO 2013/064582
(61) Patent of Addition to Application Number	:NA
Filing Date	:NA
(62) Divisional to Application Number	:NA
Filing Date	:NA

(71)**Name of Applicant :**
1)ESSILOR INTERNATIONAL (COMPAGNIE GENERALE DOPTIQUE)
Address of Applicant :147 rue de Paris F 94220 Charenton Le Pont France
(72)**Name of Inventor :**
1)STEPHKOV Natacha
2)DUVERNEUIL Bernard

(57) Abstract :
The invention relates to the supply of an optical lens adapted to a wearer comprising the steps of: a) receiving directly or indirectly via a manufacturing side from a first networked computer entity (PC1; PC3) located at a lens ordering side (LOS) a first set of data (S1) the first set of data (S1) comprising at least wearer s data and in particular wearer s prescription data b) sending a second set of data (S2) comprising at least an optical lens design information and the wearer s prescription data to a second networked computer entity (PC2) located at a lens designing side (LDS) and receiving from the second networked computer entity (PC2) a third set of data (S3) comprising at least optical lens data (OLD) calculated from the second set (S2) and c) sending at least to a third networked computer entity (PC3) at a lens manufacturing side (LMS) a fourth set of data (S4) comprising at least a part of the optical lens data (OLD) the at least optical lens data (OLD) of the fourth set of data (S4) being at least partially modified by a masking function (ENCR).

No. of Pages : 27 No. of Claims : 12

(12) PATENT APPLICATION PUBLICATION
(19) INDIA
(22) Date of filing of Application :30/04/2014
(21) Application No.821/MUMNP/2014 A
(43) Publication Date : 03/07/2015

(54) Title of the invention : DUPLEX STAINLESS STEEL

(51) International classification :C22C38/44,C22C38/00,C22C38/02
(31) Priority Document No :20110384
(32) Priority Date :04/11/2011
(33) Name of priority country :Finland
(86) International Application No :PCT/FI2012/051065
Filing Date :01/11/2012
(87) International Publication No :WO 2013/064746
(61) Patent of Addition to Application Number :NA
Filing Date :NA
(62) Divisional to Application Number :NA
Filing Date :NA

(71)**Name of Applicant :**
1)OUTOKUMPU OYJ
Address of Applicant :Riihitontuntie 7 FI 02200 Espoo Finland
(72)**Name of Inventor :**
1)THULIN, Alexander
2)JONSSON, Jan Y
3)PETTERSSON, Rachel
4)ANDERSSON, Jan-Olof
5)HERTZMAN, Staffan

(57) Abstract :
The present invention relates to duplex ferritic austenitic stainless steel for the use chemical industry for nitric acid environments wherein good uniform corrosion resistance and high strength are required. The microstructure of the stainless steel has 35 65 volume % of ferrite preferably 45 55 volume % of ferrite the balance being austenite. The chemical composition contains less than 0 03 weight % carbon less than 1 weight % silicon less than 3 weight % manganese 26 29 5 weight % chromium 5 8 5 weight % nickel 1 3 weight % molybdenum 0 25 0 35 weight % nitrogen 1 3 weight % copper the rest being iron and inevitable impurities occurring in stainless steels.

No. of Pages : 29 No. of Claims : 14

(12) PATENT APPLICATION PUBLICATION
(21) Application No.760/MUM/2013 A
(19) INDIA
(22) Date of filing of Application :13/03/2013
(43) Publication Date : 03/07/2015

(54) Title of the invention : AN IMPROVED PROCESS OF SUGARCANE JUICE EVAPORATION AND TREATMENT OF RECOVERED WATER FOR DRINKING PURPOSES

(51) International classification	:C13B10/02, C13B15/00
(31) Priority Document No	:NA
(32) Priority Date	:NA
(33) Name of priority country	:NA
(86) International Application No	:NA
Filing Date	:NA
(87) International Publication No	: NA
(61) Patent of Addition to Application Number	:NA
Filing Date	:NA
(62) Divisional to Application Number	:NA
Filing Date	:NA

(71)**Name of Applicant :**
1)TRANSPARENT ENERGY SYSTEMS PRIVATE LIMITED
Address of Applicant :PUSHPA HEIGHTS, 1ST FLOOR, BIBWEWADI CORNER, PUNE-SATARA ROAD, PUNE - 411 037, MAHARASHTRA, INDIA
(72)**Name of Inventor :**
1)ATRE, ASHOK DATTATRAYA

(57) Abstract :
Invention relates to an improved process of sugarcane juice evaporation and treatment of recovered water for drinking purposes. The process comprises separating water vapor free of sugar syrup in an evaporator of multistage. The sugar free water vapor made to condenseate in a condenser. The water from the said condenser distilled in distilling plant and/or drinking water packaged plant, treated in packaged drinking water plant for obtaining drinking water or treated in demineralization plant for obtaining battery water.

No. of Pages : 14 No. of Claims : 4

(12) PATENT APPLICATION PUBLICATION
(21) Application No.3216/MUM/2013 A
(19) INDIA
(22) Date of filing of Application :11/10/2013
(43) Publication Date : 03/07/2015

(54) Title of the invention : NITROGEN CONTAINING COMPOUNDS AND THEIR USE

(51) International classification	:A61K31/70, C07D471/18, C07C335/22	(71)**Name of Applicant :** **1)WOCKHARDT LIMITED** Address of Applicant :WOCKHARDT LIMITED D-4, MIDC Area, Chikalthana, Aurangabad Maharashtra India
(31) Priority Document No	:NA	
(32) Priority Date	:NA	
(33) Name of priority country	:NA	
(86) International Application No	:NA	
Filing Date	:NA	
(87) International Publication No	: NA	
(61) Patent of Addition to Application Number	:NA	
Filing Date	:NA	
(62) Divisional to Application Number	:NA	
Filing Date	:NA	

(72)**Name of Inventor :**
1)Deshpande, Prasad Keshav
2)Pawar, Shivaji Sampatrao
3)Bhavsar,Satish
4)Yeole, Ravindra Dattatraya
5)Bhagwat,Sachin
6)Patel,Mahesh Vithalbhai

(57) Abstract :
Compounds of Formula (I), their preparation and use in preventing or treating bacterial infections are disclosed.

No. of Pages : 42 No. of Claims : 26

(12) PATENT APPLICATION PUBLICATION
(19) INDIA
(22) Date of filing of Application :14/10/2013
(21) Application No.3218/MUM/2013 A
(43) Publication Date : 03/07/2015

(54) Title of the invention : SKIN LIGHTENING COMPOSITION

(51) International classification	:A61K8/46, A61Q19/04
(31) Priority Document No	:NA
(32) Priority Date	:NA
(33) Name of priority country	:NA
(86) International Application No	:NA
Filing Date	:NA
(87) International Publication No	: NA
(61) Patent of Addition to Application Number	:NA
Filing Date	:NA
(62) Divisional to Application Number	:NA
Filing Date	:NA

(71)**Name of Applicant :**
1)ZYDUS WELLNESS LIMITED
Address of Applicant :SIGMA COMMER ZONE, NEAR ISCON CROSS ROAD, B/H GALLOPS MALL, AMBLI-BOPAL ROAD, AHMEDABAD 380015, Gujarat, India
(72)**Name of Inventor :**
1)HEMA SHARMA DATTA
2)MEHTA ARTI CHANDRAKANTBHAI

(57) Abstract :
A skin lightening composition for topical use having a filmogenic action for professional and home use, containing Lotus extracts, Vit. B3 and along with active botanical complex, the method of production and use thereof. The composition also comprises botanical complex, one or more selected from Saxifagra Sarmentosa Extract, Grape Fruit Extract, Mulberry Extract, Morus Bombycis Root extract, Scutellaria Barcalensis Root extract. The composition is in the form of a face mask (pack).

No. of Pages : 15 No. of Claims : 10

(12) PATENT APPLICATION PUBLICATION
(19) INDIA
(22) Date of filing of Application :04/03/2013
(21) Application No.647/MUM/2013 A
(43) Publication Date : 03/07/2015

(54) Title of the invention : A PROCESS FOR PREPARATION OF CHOLINE FENOFIBRATE

(51) International classification :C07C51/41
(31) Priority Document No :NA
(32) Priority Date :NA
(33) Name of priority country :NA
(86) International Application No :NA
Filing Date :NA
(87) International Publication No : NA
(61) Patent of Addition to Application Number :NA
Filing Date :NA
(62) Divisional to Application Number :NA
Filing Date :NA

(71)**Name of Applicant :**
1)INTAS PHARMACEUTICALS LIMITED
Address of Applicant :INTAS PHARMACEUTICALS LIMITED, 2ND FLOOR, CHINUBHAI CENTRE, ASHRAM ROAD, AHMEDABAD 380009, Gujarat, India
(72)**Name of Inventor :**
1)SANDEEP SUBHASH PATIL
2)DEVANG PRAKASHCHANDRA PANDYA
3)NILESH MANJIBHAI JAMRIYA
4)SANDIPAN PRABHURAO BONDAGE
5)SANJAY JAGDISH DESAI

(57) Abstract :
The present invention provides a novel process for preparation of choline fenofibrate of formula (III).

No. of Pages : 11 No. of Claims : 4

(12) PATENT APPLICATION PUBLICATION
(19) INDIA
(22) Date of filing of Application :03/05/2014
(21) Application No.835/MUMNP/2014 A
(43) Publication Date : 03/07/2015

(54) Title of the invention : DEVICE AND METHOD FOR IMPROVING FIXATION OF A MEDICAL DEVICE

(51) International classification :A61F2/24
(31) Priority Document No :11188915.0
(32) Priority Date :12/11/2011
(33) Name of priority country :EPO
(86) International Application No :PCT/EP2012/072285
Filing Date :09/11/2012
(87) International Publication No :WO 2013/068542
(61) Patent of Addition to Application Number :NA
Filing Date :NA
(62) Divisional to Application Number :NA
Filing Date :NA

(71)**Name of Applicant :**
1)MEDTENTIA INTERNATIONAL LTD OY
Address of Applicant :Mkelankatu 58 60 3rd Floor FIN 00510 Helsinki Finland
(72)**Name of Inventor :**
1)KER„NEN Olli
2)ZERKOWSKI Hans Reinhard

(57) Abstract :
A device for improving the function of a heart valve comprises a first loop shaped support which is configured to abut a first side of the heart valve. A first flange unit is may be configured as a fabric sleeve covering the loop shaped support. A portion of the fabric sleeve forms a flange that is attached to the annulus when said first loop shaped support is abutting said heart valve. The flange is provideable by folding at least a portion of said sleeve over itself for forming a double layer of opposing fabrics thereof such that said sleeve comprises a flange portion extending from said first loop shaped support configured to overlap a surface of and form a collar around at least a portion of said annulus.

No. of Pages : 50 No. of Claims : 16

(12) PATENT APPLICATION PUBLICATION
(19) INDIA
(22) Date of filing of Application :11/04/2014
(21) Application No.661/MUMNP/2014 A
(43) Publication Date : 03/07/2015

(54) Title of the invention : DOOR HINGE FOR HEAVY EQUIPMENT

(51) International classification :E02F9/08,E05D3/02,E05C17/00
(31) Priority Document No :10-2011-0117011
(32) Priority Date :10/11/2011
(33) Name of priority country :Republic of Korea
(86) International Application No :PCT/KR2012/009463
Filing Date :09/11/2012
(87) International Publication No :WO 2013/070021
(61) Patent of Addition to Application Number :NA
Filing Date :NA
(62) Divisional to Application Number :NA
Filing Date :NA

(71)**Name of Applicant :**
1)HYUNDAI HEAVY INDUSTRIES CO. LTD.
Address of Applicant :1000 Bangeojinsunhwando ro Dong gu Ulsan 682 792 Republic of Korea
(72)**Name of Inventor :**
1)KIM Chang Sik
2)LIM Dae Weon

(57) Abstract :
The present invention relates to a door hinge for heavy equipment. The door hinge according to the present invention includes: first and second plates disposed on a hinge shaft of a door of heavy equipment and hinge coupled to each other to open and close the door; and a stay unit rotatably disposed on the first plate and supporting the second plate when the door is opened to prevent the door from being closed. According to the present invention the limitation in which a separate door stay mounting bracket must be mounted on a door body to maintain an opened state of an existing door during the open of the door may be overcome. Thus the opened state of the door may be maintained by using only the stay unit without having to mount the bracket.

No. of Pages : 20 No. of Claims : 10

(12) PATENT APPLICATION PUBLICATION
(19) INDIA
(22) Date of filing of Application :29/08/2013
(21) Application No.2827/MUM/2013 A
(43) Publication Date : 03/07/2015

(54) Title of the invention : A DISINFECTANT COMPOSITION FOR TEXTILE AND RELATED SUBSTRATES, AND METHOD OF TREATING A SUBSTRATE TO PROVIDE DISINFECTING ANTIBACTERIAL, ANTIVIRAL AND ANTIFUNGAL, WASH DURABLE, OPTIONALLY ENHANCED WITH MULTIFUNCTIONAL PROPERTIES.

(51) International classification :A61L2/00
(31) Priority Document No :NA
(32) Priority Date :NA
(33) Name of priority country :NA
(86) International Application No :NA
Filing Date :NA
(87) International Publication No : NA
(61) Patent of Addition to Application Number :NA
Filing Date :NA
(62) Divisional to Application Number :NA
Filing Date :NA

(71)**Name of Applicant :**
1)GREEN IMPACT HOLDINGS GMBH
Address of Applicant :ALTESTEINHAUSER STRASSE 1, CH - 6330, CHAM/ZUG, Switzerland
(72)**Name of Inventor :**
1)ROHINI SWAMY

(57) Abstract :
A disinfectant textile composition having antimicrobial, wash durable, optionally enhanced with multifunctional properties, comprising, substrate, disinfecting agents, antiviral agents, antifungal agents, emulsifying agents, vehicle,

No. of Pages : 26 No. of Claims : 15

(12) PATENT APPLICATION PUBLICATION
(19) INDIA
(22) Date of filing of Application :29/04/2014
(21) Application No.789/MUMNP/2014 A
(43) Publication Date : 03/07/2015

(54) Title of the invention : DUAL LINKED JET WATER MIXER

(51) International classification :F16K11/22
(31) Priority Document No :201310152206.1
(32) Priority Date :27/04/2013
(33) Name of priority country :China
(86) International Application No :PCT/CN2013/084309
Filing Date :26/09/2013
(87) International Publication No :WO 2014/173077
(61) Patent of Addition to Application Number :NA
Filing Date :NA
(62) Divisional to Application Number :NA
Filing Date :NA

(71)**Name of Applicant :**
1)GUANGZHOU SEAGULL KITCHEN AND BATH PRODUCTS CO. LTD.
Address of Applicant :No.363 Yushan West Road Shatou Panyu District Guangzhou Guangdong 511400 China
(72)**Name of Inventor :**
1)YUAN Xunping
2)TANG Zhiqiang

(57) Abstract :
Disclosed is a dual linked jet water mixer comprising a water mixer body (A). The water mixer body (A) is provided with a cold water opening (A1) a hot water opening (A2) and a mixed water outlet wherein the flow of cold and hot water is adjusted by a dual linked control valve which is installed on the water mixer body (A) through the opening sizes of the cold water opening (A1) and the hot water opening (A2). The water mixer also comprises a jet spray valve (B). The jet spray valve (B) is provided with a valve body (1) a spray nozzle (3) a spray needle (4) and a water outlet wherein a cold water inlet (B1) and a hot water inlet (B2) are arranged on the valve body (1); the spray needle (4) is arranged in the spray nozzle (3); an inflow space for cold water (9) and a jet outlet for cold water (32) are formed between the spray nozzle (3) and the spray needle (4); an inflow space of hot water (8) is formed between the spray nozzle (3) and the valve body (1); the cold water inlet (B1) is respectively in communication with the cold water opening (A1) and the inflow space for cold water (9); the hot water inlet (B2) is respectively in communication with the hot water opening (A2) and the inflow space of hot water (8); and when in use the inflow space of cold water (9) the inflow space of hot water (8) and the jet outlet of cold water (32) can be adjusted by merely adjusting the spray nozzle (3) to make the same move along the axial direction of the jet spray valve (B) thereby realizing a better spray effect in a relatively simple manner of operation.

No. of Pages : 52 No. of Claims : 24

(12) PATENT APPLICATION PUBLICATION
(19) INDIA
(22) Date of filing of Application :19/03/2013
(21) Application No.846/MUM/2013 A
(43) Publication Date : 03/07/2015

(54) Title of the invention : CAPSULE FILLING MACHINE FOR DOSING CAPSULES WITH DRY POWDER

(51) International classification	:A61J3/07,B65B43/42, B65B1/30
(31) Priority Document No	:NA
(32) Priority Date	:NA
(33) Name of priority country	:NA
(86) International Application No	:NA
Filing Date	:NA
(87) International Publication No	: NA
(61) Patent of Addition to Application Number	:NA
Filing Date	:NA
(62) Divisional to Application Number	:NA
Filing Date	:NA

(71)**Name of Applicant :**
1)SCI-TECH CENTRE
Address of Applicant :7 PRABHAT NAGAR, JOGESHWARI WEST, MUMBAI 400102, MAHARASHTRA, INDIA
(72)**Name of Inventor :**
1)SINGH JASJIT
2)DESHMUKH PRAKASH
3)D'SILVA JAMES

(57) Abstract :
The capsule filling machine (1) comprises a dosing chamber (2) having a circular dosing disc (3) at the bottom thereof and a circular sidewall (4) projecting upwardly from the periphery of the dosing disc defining a space (5) within the sidewall for the powder (6). The dosing disc has groups of metering chambers (7) extending transversely through the periphery thereof in a radially and equidistantly distributed manner and a plurality of bottom plates (8) corresponding to the number of groups of metering chambers disposed underneath the dosing disc concentrically with and radially slidably engaged to the dosing disc. Each of the bottom plates comprises a group of discharge openings (9) transversely therethrough matching with a group of metering chambers. The dosing chamber is disposed for rotation about a vertical axis (10) intermittently around an air cleaning station (A), atleast one suction filling station (B, C), a suction filling cum tamping station (D), a levelling cum suction filling cum tamping station (E) and an ejection station (F)

No. of Pages : 35 No. of Claims : 12

(12) PATENT APPLICATION PUBLICATION
(19) INDIA
(22) Date of filing of Application :05/05/2014
(21) Application No.841/MUMNP/2014 A
(43) Publication Date : 03/07/2015

(54) Title of the invention : PROCESS FOR THE PRODUCTION OF ESTETROL

(51) International classification :C07J75/00
(31) Priority Document No :11184278.7
(32) Priority Date :07/10/2011
(33) Name of priority country :EPO
(86) International Application No :PCT/EP2012/069761
Filing Date :05/10/2012
(87) International Publication No :WO 2013/050553
(61) Patent of Addition to Application Number :NA
Filing Date :NA
(62) Divisional to Application Number :NA
Filing Date :NA

(71)**Name of Applicant :**
1)ESTETRA S.P.R.L.
Address of Applicant :Rue Saint Exupry 17 B 4460 Bierset, Belgium
(72)**Name of Inventor :**
1)PASCAL, Jean-Claude

(57) Abstract :
The present invention relates to a process for the preparation of a compound of formula (I) hydrates or solvates thereof; (I) said process comprising the steps of a) reacting a compound of formula (II) with an acylating or a silylating agent to produce a compound of formula (III) (II) (III) wherein P is a protecting group selected from RCO or RSi(R)(R) P is a protecting group selected from (RRR)C CO or (R)Si(R)(R) wherein R is a group selected from Calkyl or Ccycloalkyl each group being optionally substituted by one or more substituents independently selected from fluoro or Calkyl; R R and R are each independently a group selected from Calkyl or phenyl each group being optionally substituted by one or more substituents independently selected from fluoro or Calkyl; R is a group selected from Calkyl or phenyl each group being optionally substituted by one or more substituents independently selected from fluoro or Calkyl; Rand R are each independently hydrogen or a group selected from Calkyl or phenyl each group being optionally substituted by one or more substituents independently selected from fluoro or Calkyl; b) reacting the compound of formula (III) in the presence of at least one oxidizing agent selected from permanganate salt osmium oxide hydrogen peroxide or iodine and silver acetate to produce compound of formula (IV); and (IV)5 c) deprotecting the compound of formula (IV) to produce compound of formula (I).

No. of Pages : 37 No. of Claims : 15

(12) PATENT APPLICATION PUBLICATION
(19) INDIA
(22) Date of filing of Application :11/04/2014
(21) Application No.664/MUMNP/2014 A
(43) Publication Date : 03/07/2015

(54) Title of the invention : CHEMICAL CONVERSION TREATMENT PLATED STEEL SHEET AND METHOD FOR MANUFACTURING SAME

(51) International classification :C23C22/34,B32B15/082,C09D7/12
(31) Priority Document No :2011-200654
(32) Priority Date :14/09/2011
(33) Name of priority country :Japan
(86) International Application No :PCT/JP2012/005723
Filing Date :10/09/2012
(87) International Publication No :WO 2013/038644
(61) Patent of Addition to Application Number :NA
Filing Date :NA
(62) Divisional to Application Number :NA
Filing Date :NA

(71)**Name of Applicant :**
1)NISSHIN STEEL CO. LTD.
Address of Applicant :3 4 1 Marunouchi Chiyoda ku Tokyo 1008366 Japan
(72)**Name of Inventor :**
1)MATSUNO Masanori
2)FURUKAWA Shinya
3)YAMAMOTO Masaya
4)TAKETSU Hirofumi

(57) Abstract :
The surface of an Al alloy plated steel sheet is coated with a chemical conversion treatment liquid which is dried to form a chemical conversion treatment film having a thickness of 0.5 10 µm. The chemical conversion treatment liquid contains: a fluoro olefin resin including 0.05 5 wt% of a hydrophilic functional group and 7 20 wt% of F atoms the resin having a number average molecular weight within the range of 1 000 2 000 000; an oxygen acid salt fluoride hydroxide organic acid salt carbonate or peroxide salt of a group 4A metal; and resin particles having an average size of 0.1 10 µm. The amount of the oxygen acid salt fluoride hydroxide organic acid salt carbonate or peroxide salt of the group 4A metal relative to the fluoro olefin resin in the chemical conversion treatment liquid is within the range of 0.1 5 wt% expressed as metal.

No. of Pages : 63 No. of Claims : 16

(12) PATENT APPLICATION PUBLICATION
(21) Application No.665/MUM/2013 A
(19) INDIA
(22) Date of filing of Application :05/03/2013
(43) Publication Date : 03/07/2015

(54) Title of the invention : OXALIC ACID ADDITION SALTS AND/OR SOLVATES OF A SELECTIVE ESTROGEN RECEPTOR MODULATOR

(51) International classification	:C07D333/56, A61K31/381
(31) Priority Document No	:NA
(32) Priority Date	:NA
(33) Name of priority country	:NA
(86) International Application No	:NA
Filing Date	:NA
(87) International Publication No	: NA
(61) Patent of Addition to Application Number	:NA
Filing Date	:NA
(62) Divisional to Application Number	:NA
Filing Date	:NA

(71)**Name of Applicant :**
1)CIPLA LIMITED,
Address of Applicant :CIPLA HOUSE, PENINSULA BUSINESS PARK, GANPATRAO KADAM MARG, LOWER PAREL, MUMBAI - 400 013, MAHARASHTRA, INDIA.
(72)**Name of Inventor :**
1)PATHI, SRINIVAS LAXMINARAYAN
2)RAO, DHARMARAJ RAMACHANDRA
3)KANKAN, RAJENDRA NARAYANRAO
4)RAMASUBBU, CHANDRASEKARAN

(57) Abstract :
The present invention provides raloxifene oxalate, including derivatives thereof. In particular, the present invention provides solvates and/or hydrates of raloxifene oxalate, and polymorphs thereof. The present invention also provides processes for preparing the novel compounds, pharmaceutical compositions including the novel compounds and medical uses of the novel compounds.

No. of Pages : 39 No. of Claims : 38

(12) PATENT APPLICATION PUBLICATION
(19) INDIA
(22) Date of filing of Application :29/04/2014
(21) Application No.791/MUMNP/2014 A
(43) Publication Date : 03/07/2015

(54) Title of the invention : HOSIERY WITH GRADUATED COMPRESSION PANTY

(51) International classification :A41B9/00,A41B11/00
(31) Priority Document No :61/540828
(32) Priority Date :29/09/2011
(33) Name of priority country :U.S.A.
(86) International Application No :PCT/US2012/057788
Filing Date :28/09/2012
(87) International Publication No :WO 2013/049483
(61) Patent of Addition to Application Number :NA
Filing Date :NA
(62) Divisional to Application Number :NA
Filing Date :NA

(71)**Name of Applicant :**
1)INVISTA TECHNOLOGIES S. R.L.
Address of Applicant :Zweigniederlassung St. Gallen Kreuzackerstrasse 9 CH 9000 St. Gallen Switzerland
(72)**Name of Inventor :**
1)BAKKER Willem
2)DAFNIOTIS Petros

(57) Abstract :
Provided is a garment including hosiery which avoids the needs for a conventional waistband by providing a graduated compression panty where the compression is gradually increased from the bottom of the panty where leg portions are attached to the top of the panty which corresponds approximately with the waist of the wearer.

No. of Pages : 9 No. of Claims : 3

CONTINUED TO PART- 2

(12) PATENT APPLICATION PUBLICATION
(19) INDIA
(22) Date of filing of Application :17/04/2014
(21) Application No.2000/CHE/2014 A
(43) Publication Date : 03/07/2015

(54) Title of the invention : COMPRESSING DEVICE

(51) International classification	:F04B39/00
(31) Priority Document No	:2013-091104
(32) Priority Date	:24/04/2013
(33) Name of priority country	:Japan
(86) International Application No	:NA
Filing Date	:NA
(87) International Publication No	: NA
(61) Patent of Addition to Application Number	:NA
Filing Date	:NA
(62) Divisional to Application Number	:NA
Filing Date	:NA

(71)**Name of Applicant :**
1)Kabushiki Kaisha Kobe Seiko Sho (Kobe Steel, Ltd.)
Address of Applicant :of 2-4, Wakinohama-Kaigandori 2-chome, Chuo-ku, Kobe-shi, Hyogo 651-8585, Japan
(72)**Name of Inventor :**
1)NAGURA, Kenji
2)TAKAGI, Hitoshi
3)UBA, Takuro
4)HIRAI, Toshio

(57) Abstract :
Provided is a compressing device including a compressor with a compressing unit compressing a gas and a heat exchanger, the heat exchanger including: a cooling unit that cools a gas compressed by the compressing unit; a connection path that connects the compressing the unit to the cooling unit; and a connection path branch portion that is branched from a part of the connection path. The connection path branch portion includes an attachment portion that is provided in a surface different from a surface facing the compressor in the heat exchanger. An instrumentation device is directly and strongly attached to the attachment portion.

No. of Pages : 29 No. of Claims : 8

(12) PATENT APPLICATION PUBLICATION
(21) Application No.2001/CHE/2014 A
(19) INDIA
(22) Date of filing of Application :17/04/2014
(43) Publication Date : 03/07/2015

(54) Title of the invention : GAS COMPRESSOR AND ABRASION STATE DETERMINING METHOD

(51) International classification :F04B39/00
(31) Priority Document No :2013-089465
(32) Priority Date :22/04/2013
(33) Name of priority country :Japan
(86) International Application No :NA
Filing Date :NA
(87) International Publication No : NA
(61) Patent of Addition to Application Number :NA
Filing Date :NA
(62) Divisional to Application Number :NA
Filing Date :NA

(71)**Name of Applicant :**
1)Kabushiki Kaisha Kobe Seiko Sho (Kobe Steel, Ltd.)
Address of Applicant :of 2-4, Wakinohama-Kaigandori 2-chome, Chuo-ku, Kobe-shi, Hyogo 651-8585, Japan
(72)**Name of Inventor :**
1)NAGURA, Kenji
2)TAKAGI, Hitoshi

(57) Abstract :
A gas compressor of the present invention includes a reciprocating member, an accommodation portion, and a sealing portion, and the accommodation portion includes a compression chamber that compresses a gas and a non-compression chamber that is separated from the compression chamber by the reciprocating member and the sealing portion. Further, since the compression chamber includes a suction line that suctions a hydrogen gas, a discharge line that discharges a compressed gas, a connection line that is connected to the accommodation portion and is used so that at least a part of a gas flows therethrough when a gas passing through the sealing portion from the compression chamber exists, a flowmeter that is provided in the connection line, and a determination unit that determines whether a flow amount measured by the flowmeter is equal to or larger than a predetermined threshold value, it is possible to easily determine the abrasion state of the sealing portion.

No. of Pages : 23 No. of Claims : 5

(12) PATENT APPLICATION PUBLICATION
(21) Application No.2075/CHE/2014 A
(19) INDIA
(22) Date of filing of Application :23/04/2014
(43) Publication Date : 03/07/2015

(54) Title of the invention : RUBBER SOCKET SUPPORTING A SUCTION PIPE OF A PNEUMATIC DEVICE IN A SPINNING MACHINE

(51) International classification	:D01H
(31) Priority Document No	:2013-093908
(32) Priority Date	:26/04/2013
(33) Name of priority country	:Japan
(86) International Application No	:NA
Filing Date	:NA
(87) International Publication No	: NA
(61) Patent of Addition to Application Number	:NA
Filing Date	:NA
(62) Divisional to Application Number	:NA
Filing Date	:NA

(71)**Name of Applicant :**
1)KABUSHIKI KAISHA TOYOTA JIDOSHOKKI
Address of Applicant :of 2-1, Toyoda-cho, Kariya-shi, Aichi-ken, Japan
(72)**Name of Inventor :**
1)MARUYAMA, Naoki
2)FUJII, Yoshimasa
3)TSUBOI, Masayoshi

(57) Abstract :
There is provided a rubber socket supporting a suction pipe of a pneumatic device in a spinning machine. The rubber socket s configured to be mounted to a pneumatic duct of the pneumatic device hr0ugh an opening formed through the pneumatic duct. The robber socket includes a tubular main body, a stopper and a retainer The rubber socket is characterized in that the retainer and the stopper have there between a groove whose width is greater than thickness of the pneumatic duct around the opening of the pneumatic duct. The retainer is provided with an annular presser portion to be pressed against an outer surface of the pneumatic duct around the opening of the pneumatic duct and allow an outer periphery of the presser portion to serve as a seal after the rubber socket is mounted to the pneumatic duct.

No. of Pages : 18 No. of Claims : 6

(12) PATENT APPLICATION PUBLICATION
(19) INDIA
(22) Date of filing of Application :23/04/2014
(21) Application No.2076/CHE/2014 A
(43) Publication Date : 03/07/2015

(54) Title of the invention : SAMPLER AND SAMPLING METHOD

(51) International classification :G01N1/00
(31) Priority Document No :102013207959.1
(32) Priority Date :30/04/2013
(33) Name of priority country :Germany
(86) International Application No :NA
Filing Date :NA
(87) International Publication No : NA
(61) Patent of Addition to Application Number :NA
Filing Date :NA
(62) Divisional to Application Number :NA
Filing Date :NA

(71)**Name of Applicant :**
1)Heraeus Electro-Nite International N.V.
Address of Applicant :of Centrum Zuid 1105, B-3530 Houthalen, Belgium
(72)**Name of Inventor :**
1)CAPPA, Guido
2)BROEKMANS, Gerrit

(57) Abstract :
The invention relates to a sampler (1, 1a) having a sample chamber (2) for a sample (3) forming from a melted material, comprising at least one lower cooling body (6), at least one upper cooling body (8), and at least one inner cooling body (7) and at least one filling part, whereby the sample chamber (2) is surrounded jointly at least by the lower cooling body (6) and the inner cooling body (7), such that at least the sample chamber (2) can be cooled by means of at least the lower and inner cooling bodies (6, 7), whereby the filling part connected to the sample chamber (2) merges into the sample chamber (2) by means of a filling opening (5a), and whereby the cooling bodies (6, 7, 8) each comprise an outer surface (7a, 8a). According to the invention, the sampler (1, 1a) comprises, between a region of the outer surface (7a) of the inner cooling body (7) and the region of the outer surface (8a) of the upper cooling body (8) that is opposite to said outer surface (7a) of the inner cooling body (7), at least one gap (11) for conducting at least one gas, and in that the volume of the respective cooling body (6, 7, 8) is larger than the volume of the gap (11). Moreover, the invention relates to a sampling method, a device for implementing sampling processes, and a sample holder (21a, 21b, 21c) in the form of various embodiments.

No. of Pages : 44 No. of Claims : 32

(12) PATENT APPLICATION PUBLICATION
(19) INDIA
(22) Date of filing of Application :04/01/2013
(21) Application No.114/CHENP/2013 A
(43) Publication Date : 03/07/2015

(54) Title of the invention : NON CORROSIVE DUST COLLECTION ENERGY SAVING CHIMNEY

(51) International classification :F23J11/00,F23J13/00,E04H12/28
(31) Priority Document No :201020240085.8
(32) Priority Date :29/06/2010
(33) Name of priority country :China
(86) International Application No :PCT/CN2011/076184
Filing Date :23/06/2011
(87) International Publication No :WO 2012/000402
(61) Patent of Addition to Application Number :NA
Filing Date :NA
(62) Divisional to Application Number :NA
Filing Date :NA

(71)**Name of Applicant :**
1)ZHENG Deming
Address of Applicant :No. 1625 Chaoyang Yin Building No.9 Renmin Road Changsha Hunan 410007 China
(72)**Name of Inventor :**
1)ZHENG Deming

(57) Abstract :
Disclosed is a non corrosive dust collection energy saving chimney including a chimney cylinder (1). A smoke inlet (2) is arranged on the lower part of the chimney cylinder (2). Angle a which is formed between a first side wall B of the smoke inlet (2) in a cross section of the chimney and a tangential direction at a combination point of the first side wall B with an outer wall of the chimney cylinder (1) ranges from 10º to 90º. Another angle which is formed between a second side wall C of the smoke inlet (2) in a cross section of the chimney and a tangential direction at a combination point of the second side wall C with the outer wall of the chimney cylinder (1) ranges from 10º to 90º. Rotational flow is formed in the chimney and dust in the smoke rotating in the chimney body is eliminated. The chimney has small resistance and strong dust collecting capability. The chimney with a simple structure prevents wet stream from adhering on the wall.

No. of Pages : 20 No. of Claims : 10

(12) PATENT APPLICATION PUBLICATION
(19) INDIA
(22) Date of filing of Application :21/04/2014
(21) Application No.2033/CHE/2014 A
(43) Publication Date : 03/07/2015

(54) Title of the invention : KEYPAD

(51) International classification :G06F3/00
(31) Priority Document No :13/926,454
(32) Priority Date :25/06/2013
(33) Name of priority country :U.S.A.
(86) International Application No :NA
Filing Date :NA
(87) International Publication No : NA
(61) Patent of Addition to Application Number :NA
Filing Date :NA
(62) Divisional to Application Number :NA
Filing Date :NA

(71)**Name of Applicant :**
1)NCR CORPORATION
Address of Applicant :of 3097 Satellite Blvd., Duluth, Georgia 30096, USA
(72)**Name of Inventor :**
1)Grant A. McNicoll

(57) Abstract :
A keypad (10) is described, The keypad (10) comprises: a keypad housing (12) defining a plurality of key apertures; a plurality of physical keys (16), each physical key (16) being located in a respective key aperture and being moveable with respect to the key aperture; and a non-contact (for example, capacitive) sensing layer (60) located beneath the plurality of keys (16). A touch controller (32) is coupled to the capacitive sensing layer (60) and is operable to ascertain a touch location corresponding to a depressed key (16). A cryptographic controller (22) may be provided in communication with the touch controller (32) and is operable to interpret the touch location.

No. of Pages : 18 No. of Claims : 14

(12) PATENT APPLICATION PUBLICATION
(21) Application No.2034/CHE/2014 A
(19) INDIA
(22) Date of filing of Application :21/04/2014
(43) Publication Date : 03/07/2015

(54) Title of the invention : CROSSLINKED GELATIN SUPPORT AND SUPPORT FOR CONTROLLED RELEASE OF PHYSIOLOGICALLY ACTIVE SUBSTANCE USING THE SAME

(51) International classification :A61K9/00
(31) Priority Document No :2013-089142
(32) Priority Date :22/04/2013
(33) Name of priority country :Japan
(86) International Application No :NA
Filing Date :NA
(87) International Publication No : NA
(61) Patent of Addition to Application Number :NA
Filing Date :NA
(62) Divisional to Application Number :NA
Filing Date :NA

(71)**Name of Applicant :**
1)NITTO DENKO CORPORATION
Address of Applicant :of 1-2, Shimohozumi 1-chome, Ibaraki-shi, Osaka, Japan
(72)**Name of Inventor :**
1)SUGAWARA, Shinji
2)MIURA, Chieko
3)SUDO, Tomoko
4)NAKAGAWA, Masao
5)YOSHIKAWA, Toshiyuki

(57) Abstract :
The present invention relates to a crosslinked gelatin support, in which a surface of a crosslinked gelatin is negatively charged and has a zeta potential in ethanol 5 of from -3 to -50 mV, and a support for controlled release of a physiologically active substance, including: the crosslinked gelatin support; and a physiologically active substance adsorbed and retained on and/or inside the crosslinked gelatin support.

No. of Pages : 31 No. of Claims : 7

(12) PATENT APPLICATION PUBLICATION
(19) INDIA
(22) Date of filing of Application :25/04/2014
(21) Application No.2102/CHE/2014 A
(43) Publication Date : 03/07/2015

(54) Title of the invention : MEASURED AND APPARATUS FOR MEASURING THE TEMPERATURE OF A MOLTEN METAL

(51) International classification :G21K
(31) Priority Document No :13165941.9
(32) Priority Date :30/04/2013
(33) Name of priority country :EPO
(86) International Application No :NA
Filing Date :NA
(87) International Publication No : NA
(61) Patent of Addition to Application Number :NA
Filing Date :NA
(62) Divisional to Application Number :NA
Filing Date :NA

(71)**Name of Applicant :**
1)Heraeus Electro-Nite International N.V.
Address of Applicant :of Centrum Zuid 1105, B-3530 Houthalen, Belgium
(72)**Name of Inventor :**
1)NEYENS, Guido Jacobus
2)THYS, Michel
3)STEVENS, Frank

(57) Abstract :
The invention is related to a method for measuring the temperature of a melt, particularly of a molten metal, with an optical fiber, whereby the optical fiber is fed into the melt through a disposable guiding tube and whereby the optical fiber and an immersion end of the disposable guiding tube are immersed into the melt both having a feeding speed whereby both feeding speeds are independent from each other. Further it is related to a device and an apparatus for measuring the temperature of a melt, particularly of a molten metal, comprising an optical fiber and a disposable guiding tube, having an immersion end and a second end, opposite to the immersion end, whereby the optical fiber is partially arranged in the disposable guiding tube, whereby the inner diameter of the disposable guiding tube is bigger than the outer diameter of the optical fiber, whereby an elastic plug is arranged at the second end of or within the disposable guiding tube, whereby the optical fiber is fed through the elastic plug and whereby the elastic plug reduces a gap between the optical fiber and the disposable guiding tube. The apparatus comprises a fiber coil and a feeding mechanism for feeding the optical fiber and the disposable guiding tube, whereby the feeding mechanism comprises at least two independent feeding motors, one for feeding the optical fiber and one for feeding the disposable guiding tube.

No. of Pages : 26 No. of Claims : 13

(12) PATENT APPLICATION PUBLICATION
(19) INDIA
(22) Date of filing of Application :01/01/2014
(21) Application No.2/CHE/2014 A
(43) Publication Date : 03/07/2015

(54) Title of the invention : METHOD, SYSTEM AND APPARATUS FOR ARECA NUT LEAF PRESSING MACHINE

(51) International classification :B29C
(31) Priority Document No :NA
(32) Priority Date :NA
(33) Name of priority country :NA
(86) International Application No :NA
Filing Date :NA
(87) International Publication No : NA
(61) Patent of Addition to Application Number :NA
Filing Date :NA
(62) Divisional to Application Number :NA
Filing Date :NA

(71)**Name of Applicant :**
1)Siddaganga Institute of Technology, An Institution of Sree Siddaganga Education Society
Address of Applicant :B.H Road, Tumkur - 572 103, Karnataka, India.
(72)**Name of Inventor :**
1)S. Raveesh
2)Prakash G J
3)Shameedali
4)Rakshith L P

(57) Abstract :
According to an aspect of the present disclosure, the electronic controlling system is designed and developed to control areca leaf nut pressing machine. The control system is designed to get the molds at a desired temperature and time set by the operator. The control system is capable to maintain customized temperature and time required for the pressing process. On the other hand, the control unit provides input switches for operators to set required time, temperature and a LCD display system for reference. According to yet another aspect of present invention, the automation control system includes sensing and controlling of mould temperature by the control unit and pressing the leaves for the required time. According to yet another aspect of present invention, the automation includes opening and closing of upper mould as per the process requirement using geared DC motor.

No. of Pages : 21 No. of Claims : 7

(12) PATENT APPLICATION PUBLICATION
(21) Application No.2067/CHE/2014 A
(19) INDIA
(22) Date of filing of Application :23/04/2014
(43) Publication Date : 03/07/2015

(54) Title of the invention : VEHICLE FRONT STRUCTURE

(51) International classification :B62D25/00
(31) Priority Document No :2013-099253
(32) Priority Date :09/05/2013
(33) Name of priority country :Japan
(86) International Application No :NA
Filing Date :NA
(87) International Publication No : NA
(61) Patent of Addition to Application Number :NA
Filing Date :NA
(62) Divisional to Application Number :NA
Filing Date :NA

(71)**Name of Applicant :**
1)SUZUKI MOTOR CORPORATION
Address of Applicant :300, Takatsuka-cho, Minami-ku, Hamamatsu-shi, Shizuoka-ken , Japan
(72)**Name of Inventor :**
1)Koichiro OHI
2)Naoki MATSUKAWA
3)Masayoshi ITOU
4)Ryuhei FUKUSHIMA

(57) Abstract :
[Problem to be Solved] The present invention reduces a retreat amount of a dash panel when a shock load is applied from a vehicle front. [Solution] A vehicle front structure has a side member 20 that longitudinally extends, a top cover 25 covering an upper portion of the side member 20, and a dash panel 10 joined to the side member 20. In the top cover 25, a top cover bent portion 26 bent at a portion in contact with a panel surface 13 is provided, and a panel contact surface 28 in contact with the panel surface 13 and extending from the top cover bent portion 26 is formed. The dash panel 10 is provided with a panel bent portion 11 at which the panel surface 13 is bent in one way of a longitudinal direction. A front end of the top cover 25 extends closer to a vehicle front than the panel bent portion 11.

No. of Pages : 23 No. of Claims : 7

(12) PATENT APPLICATION PUBLICATION
(21) Application No.2068/CHE/2014 A
(19) INDIA
(22) Date of filing of Application :23/04/2014
(43) Publication Date : 03/07/2015

(54) Title of the invention : CYLINDER HEAD COVER FOR INTERNAL COMBUSTION ENGINES

(51) International classification	:F02B23/00
(31) Priority Document No	:2013-100284
(32) Priority Date	:10/05/2013
(33) Name of priority country	:Japan
(86) International Application No	:NA
Filing Date	:NA
(87) International Publication No	: NA
(61) Patent of Addition to Application Number	:NA
Filing Date	:NA
(62) Divisional to Application Number	:NA
Filing Date	:NA

(71)**Name of Applicant :**
1)SUZUKI MOTOR CORPORATION
Address of Applicant :300, Takatsuka-cho, Minami-ku, Hamamatsu-shi, Shizuoka-ken , Japan
(72)**Name of Inventor :**
1)Daichi TSUGE

(57) Abstract :
A cylinder head cover 4 includes a recessed wall portion 12 interconnecting engine-longitudinally inner end parts 10a and 11a of cam cover portions 10 and 11, the recessed wall portion 12 being provided with an inclined surface 12a inclined from a horizontal direction in an opposite sense to an inclined direction of an engine 1, the inclined surface 12a having a greater inclination angle than an inclination angle of the engine 1 relative to the horizontal direction, residing within lower levels than top sides 13b of boss portions 13 and ventilation holes 15a of spark coil casings 15.

No. of Pages : 25 No. of Claims : 3

(12) PATENT APPLICATION PUBLICATION
(19) INDIA
(22) Date of filing of Application :12/05/2014
(21) Application No.2359/CHE/2014 A
(43) Publication Date : 03/07/2015

(54) Title of the invention : SYSTEM OF ASSEMBLING AT LEAST THREE PARTS

(51) International classification :E06B
(31) Priority Document No :13168273.4
(32) Priority Date :17/05/2013
(33) Name of priority country :Switzerland
(86) International Application No :NA
Filing Date :NA
(87) International Publication No : NA
(61) Patent of Addition to Application Number :NA
Filing Date :NA
(62) Divisional to Application Number :NA
Filing Date :NA

(71)**Name of Applicant :**
1)Comadur S.A.
Address of Applicant :of Col-des-Roches 33, 2400, Le Locle, Switzerland
(72)**Name of Inventor :**
1)GEISER, Alain
2)BOUCARD, Sylvain

(57) Abstract :
The invention relates to an assembly system (1, 31) including first and second parts (3, 5, 33, 35) each including a blind recess (2, 4) and at least one third part (7, 35, 37, 37) including a through hole (6). According to the invention, the assembly system (1, 31) further includes a permanent securing device (9, 39) including a pin (11, 41) mounted in the through hole of the at least one third part, the pin (11, 41) including, at a first end (14), a first means (8) of locking one of the first and second parts (3, 5, 33, 35) in the blind recess, and a socket (13, 43) whose external wall (17) includes a second means (18) of locking the other of the first and second parts (3, 5, 33, 35) in the blind recess, and whose internal wall (17) is welded to the second end (12) of the pin (11, 41) in order to join the first ,second and at least one third part (3, 5, 33, 35™, 7, 35, 37™, 37) to each other with no plastic deformation of the first and second parts (3, 5, 33, 35™)

No. of Pages : 17 No. of Claims : 11

(12) PATENT APPLICATION PUBLICATION
(21) Application No.2012/CHE/2014 A
(19) INDIA
(22) Date of filing of Application :17/04/2014
(43) Publication Date : 03/07/2015

(54) Title of the invention : PIPING SYSTEM FOR A MOTOR VEHICLE

(51) International classification :F25B
(31) Priority Document No :10 2013 007186.0
(32) Priority Date :25/04/2013
(33) Name of priority country :Germany
(86) International Application No :NA
Filing Date :NA
(87) International Publication No : NA
(61) Patent of Addition to Application Number :NA
Filing Date :NA
(62) Divisional to Application Number :NA
Filing Date :NA

(71)**Name of Applicant :**
1)MAN Truck & Bus AG
Address of Applicant :of Dachauer Str. 667, 80995 M¼nchen, Germany
(72)**Name of Inventor :**
1)HOFSTETTER, Thomas
2)ITTLINGER, Reinhard
3)F–RSTER, Joachim

(57) Abstract :
The invention relates to a piping system (1) for a motor vehicle, preferably a commercial vehicle. The piping system comprises a gas compressor (2) for delivering a gas, a gas drier (3) for drying the gas and a cooling device (4), in particular a cooling coil, for cooling the gas, which is arranged between the gas compressor (2) and the gas drier (3) in the direction of flow. An outstanding feature of the piping system (1) is a bypass device (B) having a bypass pipe (L) for the gas, via which the gas can be fed to the gas drier (3), bypassing the cooling device (4).

No. of Pages : 15 No. of Claims : 16

(12) PATENT APPLICATION PUBLICATION
(21) Application No.2214/CHE/2014 A
(19) INDIA
(22) Date of filing of Application :02/05/2014
(43) Publication Date : 03/07/2015

(54) Title of the invention : DC CURRENT SWITCHING APPARATUS, ELECTRONIC DEVICE, AND METHOD FOR SWITCHING AN ASSOCIATED DC CIRCUIT

(51) International classification :H01H33/00
(31) Priority Document No :13166880.8
(32) Priority Date :07/05/2013
(33) Name of priority country :EPO
(86) International Application No :NA
Filing Date :NA
(87) International Publication No : NA
(61) Patent of Addition to Application Number :NA
Filing Date :NA
(62) Divisional to Application Number :NA
Filing Date :NA

(71)**Name of Applicant :**
1)ABB S.p.A.
Address of Applicant :of Via Vittor Pisani, 16, I-20124 Milano, Italy
(72)**Name of Inventor :**
1)PESSINA, Davide
2)BIANCHETTI, Romeo
3)GATI, Rudolf
4)STRASSEL, Thorsten

(57) Abstract :
A direct current (DC) switching apparatus comprising: - at least a first mechanical switching device which is suitable to be positioned along an operating path of an associated DC circuit and comprises a fixed contact and a corresponding movable contact which can be actuated between a closed position where they are coupled to each other and current flows along the operating path, to an open position where they are separated from each other so as to interrupt the flow of current along the operating path, wherein an electric arc can ignite between the contacts under separation. The apparatus further comprises electronic means comprising a semiconductor device which is suitable to be positioned along a secondary path and connected in parallel with the first mechanical switching device. The electronic means are configured to allow commuting the flow of current from the operating path to the secondary path and extinguishing through the semiconductor device an electric arc ignited when the movable contact separates from the fixed contact when the first mechanical switching device fails to extinguish it.

No. of Pages : 44 No. of Claims : 20

(12) PATENT APPLICATION PUBLICATION
(19) INDIA
(22) Date of filing of Application :09/05/2014
(21) Application No.2356/CHE/2014 A
(43) Publication Date : 03/07/2015

(54) Title of the invention : AN MOTOR VEHICLE ANTENNA ASSEMBLY

(51) International classification :H01Q1/00
(31) Priority Document No :1309957.7
(32) Priority Date :04/06/2013
(33) Name of priority country :U.K.
(86) International Application No :NA
Filing Date :NA
(87) International Publication No : NA
(61) Patent of Addition to Application Number :NA
Filing Date :NA
(62) Divisional to Application Number :NA
Filing Date :NA

(71)**Name of Applicant :**
1)FORD GLOBAL TECHNOLOGIES, LLC
Address of Applicant :Suite 800, 330 Town Center Drive, Dearborn, Michigan 48126 U.S.A.
(72)**Name of Inventor :**
1)SALSBURY, Ian

(57) Abstract :
An antenna assembly is disclosed in which at least part 5 of the antenna assembly is formed as an integral part of an external plastic roof panel 5, 105 of a motor vehicle. In one embodiment a base member 4 is formed as an integral part of the plastic panel 5, the base member 4 10 being used to connect a flexible antenna 1 to a circuit of the motor vehicle by means of an electrical connector 6. In a second embodiment the antenna 101 is formed as an integral part of a base member 104. 15 In both cases no aperture is required in the respective plastic panel 5, 105 and so no potential water leak paths are produced.

No. of Pages : 15 No. of Claims : 12

(12) PATENT APPLICATION PUBLICATION
(19) INDIA
(22) Date of filing of Application :09/05/2014
(21) Application No.2357/CHE/2014 A
(43) Publication Date : 03/07/2015

(54) Title of the invention : A MOTOR VEHICLE PLASTIC PANEL HAVING AN INTEGRAL ELECTRICAL UNIT

(51) International classification :H01R13/00
(31) Priority Document No :1309956.9
(32) Priority Date :04/06/2013
(33) Name of priority country :U.K.
(86) International Application No :NA
Filing Date :NA
(87) International Publication No : NA
(61) Patent of Addition to Application Number :NA
Filing Date :NA
(62) Divisional to Application Number :NA
Filing Date :NA

(71)**Name of Applicant :**
1)FORD GLOBAL TECHNOLOGIES, LLC
Address of Applicant :Suite 800, 330 Town Center Drive, Dearborn, Michigan 48126 U.S.A.
(72)**Name of Inventor :**
1)SALSBURY, Ian

(57) Abstract :
A plastic panel 5 forming part of a motor vehicle 1 is disclosed having a number of embedded conductors 6a to 6i and 7 for electrically connecting together an electrical connector 10 and an electrical unit 20. Parts of the electrical connector 10 and the electrical unit 20 are formed as integral parts of the plastic panel 5. The electrical connector includes terminals 12a, 12b, 12c, 12d 12e, 12f, 12g, 12h, 12i and 15 connected to the electrical conductors 6a to 6i and 7 for co-operation with terminals formed as part of a plug used to connect the conductors 6a to 6i and 7 to other electrical circuits of the motor vehicle 1. In one embodiment the electrical unit is in the form of a fuse box 20 having electrical terminals 21a to 21i and 22a to 22i held in position by the plastic panel 5 and in pairs for cooperation with a respective fuse 23a to 23i.

No. of Pages : 23 No. of Claims : 14

(12) PATENT APPLICATION PUBLICATION
(21) Application No.2031/CHE/2014 A
(19) INDIA
(22) Date of filing of Application :21/04/2014
(43) Publication Date : 03/07/2015

(54) Title of the invention : IMPROVED CHOKE CIRCUIT, AND BUS POWER SUPPLY INCORPORATING SAME

(51) International classification :H02M3/00
(31) Priority Document No :13167312.1
(32) Priority Date :10/05/2013
(33) Name of priority country :Germany
(86) International Application No :NA
Filing Date :NA
(87) International Publication No : NA
(61) Patent of Addition to Application Number :NA
Filing Date :NA
(62) Divisional to Application Number :NA
Filing Date :NA

(71)**Name of Applicant :**
1)FRIWO Gertebau GmbH
Address of Applicant :von-Liebig-Strasse 11, 48346 Ostbevern, Germany
(72)**Name of Inventor :**
1)Andreas HAGEMEYER
2)Ingolf BONKHOFF

(57) Abstract :
The invention relates to a choke circuit and a bus power supply incorporating same. Such a coil choke circuit includes an inductor connected between a first input terminal and a first output terminal, a boost circuit connected between a second input terminal and a second output terminal for increasing the voltage level that is output by the second output terminal. A switching element is connected in parallel to the boost circuit for bypassing the boost circuit. Additionally, a comparator is connected between the first input terminal and the first output terminal for detecting a potential difference across the inductor; wherein in case the comparator detects a potential difference higher than a threshold, the switching element is controlled to be in an OFF state; and in case the comparator detects a potential difference lower than or equal to the threshold, the switching element is controlled to be in an ON state.

No. of Pages : 47 No. of Claims : 15

(12) PATENT APPLICATION PUBLICATION
(19) INDIA
(22) Date of filing of Application :09/05/2014
(21) Application No.2316/CHE/2014 A
(43) Publication Date : 03/07/2015

(54) Title of the invention : GLOW PLUG

(51) International classification :F23Q7/00
(31) Priority Document No :10 2013 104 992.3
(32) Priority Date :15/05/2013
(33) Name of priority country :Germany
(86) International Application No :NA
Filing Date :NA
(87) International Publication No : NA
(61) Patent of Addition to Application Number :NA
Filing Date :NA
(62) Divisional to Application Number :NA
Filing Date :NA

(71)**Name of Applicant :**
1)BorgWarner BERU Systems GmbH
Address of Applicant :of Mrikestrasse 155, D-71636 Ludwigsburg, Germany
(72)**Name of Inventor :**
1)RUTHMANN, Andreas
2)WYRWICH, Ulf
3)HACHT, Dirk von
4)BRICHZIN, Volker

(57) Abstract :
The invention relates to a glow plug comprising a housing (1) and a glow pencil (2), which protrudes from the housing (1), wherein the glow pencil (2) has a metal sleeve (3), in which a heating coil (4) and a control coil (5) are arranged. In accordance with the invention the metal sleeve (3) has a first portion (3a), which surrounds at least part of the heating coil (4) and has a smaller wall thickness than a second portion (3b), which surrounds at least part of the control coil (5). The invention also relates to a method for producing a glow pencil (2) for a glow plug.

No. of Pages : 14 No. of Claims : 10

(12) PATENT APPLICATION PUBLICATION
(21) Application No.2317/CHE/2014 A
(19) INDIA
(22) Date of filing of Application :09/05/2014
(43) Publication Date : 03/07/2015

(54) Title of the invention : RETAINING DEVICE, IN PARTICULAR FOR A VEHICLE SEAT

(51) International classification	:B60N2/00
(31) Priority Document No	:10 2013 008 299.4
(32) Priority Date	:15/05/2013
(33) Name of priority country	:Germany
(86) International Application No	:NA
Filing Date	:NA
(87) International Publication No	: NA
(61) Patent of Addition to Application Number	:NA
Filing Date	:NA
(62) Divisional to Application Number	:NA
Filing Date	:NA

(71)**Name of Applicant :**
1)MAN Truck & Bus AG
Address of Applicant :of Dachauer Str. 667, 80995 M¼nchen, Germany
(72)**Name of Inventor :**
1)SCHMIEDER, Benedikt
2)SCHERELLO, Michael
3)LANGGUTH, Martin

(57) Abstract :
The invention relates to retaining device (100) for a vehicle component, preferably a seat base frame (10) for a vehicle seat (20). The retaining device (100) comprises a retaining profile (1) which serves for fastening a supporting portion (11) for the vehicle component and which has at least one through-opening (A) extending in the longitudinal direction (L) of the retaining profile (1) and at least one sliding block (2) which serves for fixing the supporting portion (11) to the retaining profile (1). The retaining device (100) is characterized in particular in that the retaining profile (1) has a centring portion (Z1) and the sliding block (2) has a centring portion (Z2) and the retaining profile centring portion (Z1) and the sliding block centring portion (Z2) are designed such that the sliding block (2) is able to be clamped in a self-centring manner inside the retaining profile (1).

No. of Pages : 20 No. of Claims : 21

(12) PATENT APPLICATION PUBLICATION
(21) Application No.2383/CHE/2014 A
(19) INDIA
(22) Date of filing of Application :13/05/2014
(43) Publication Date : 03/07/2015

(54) Title of the invention : DRIVE ASSEMBLY FOR HAIR TRIMMERS

(51) International classification :B26B19/00
(31) Priority Document No :13/895,525
(32) Priority Date :16/05/2013
(33) Name of priority country :U.S.A.
(86) International Application No :NA
Filing Date :NA
(87) International Publication No : NA
(61) Patent of Addition to Application Number :NA
Filing Date :NA
(62) Divisional to Application Number :NA
Filing Date :NA

(71)**Name of Applicant :**
1)WAHL CLIPPER CORPORATION
Address of Applicant :of 2900 North Locust Street, Sterling, Illinois 61081-0578, USA
(72)**Name of Inventor :**
1)ERICKSON, Gary

(57) Abstract :
A hair trimmer has a base housing and a blade set having a stationary blade and a reciprocating blade. The base housing has a blade set support at one end. The support has a pair of spaced blade set support projections. A cam follower has spaced spring retainers near a bottom of the cam follower, and spaced spring end catches near an upper edge of the cam follower. A spring has elongated legs and a tension arm. The elongated legs extend under the spring retainers and into the spring end catches in the cam follower. A spring tensioner is secured in the base housing by a latch that engages a tensioner catch. The spring tensioner secures the tension arm so that the spring is under tension.

No. of Pages : 16 No. of Claims : 12

(12) PATENT APPLICATION PUBLICATION
(19) INDIA
(22) Date of filing of Application :25/04/2014
(21) Application No.2094/CHE/2014 A
(43) Publication Date : 03/07/2015

(54) Title of the invention : FIXING OF A BATTERY WITH VARYING SIZE IN AN ELECTRIC BOX

(51) International classification :H01M
(31) Priority Document No :13 01001
(32) Priority Date :30/04/2013
(33) Name of priority country :France
(86) International Application No :NA
Filing Date :NA
(87) International Publication No : NA
(61) Patent of Addition to Application Number :NA
Filing Date :NA
(62) Divisional to Application Number :NA
Filing Date :NA

(71)**Name of Applicant :**
1)SCHNEIDER ELECTRIC INDUSTRIES SAS
Address of Applicant :of 35, rue Joseph Monier, F-92500 Rueil Malmaison, France
(72)**Name of Inventor :**
1)BORDONADO, Franck
2)CAOUS, Philippe
3)POLLO, Stphane

(57) Abstract :
A system for fixing a battery (3) in a switch remote control interface box enables the battery (3) to be secured along its six axes without requiring any specific tools and in simple manner. The system comprises: - an adjustable fixing strap (70); - a bottom mounting plate (30) supporting the battery with at least one notch (74) for adjustment of the strap (70), and inserts (62) for fixing of sliding stop means (50); - a side plate (10); - a support bracket (40) which comprises at least one notch (72) for adjustment of the strap (70), and also acts as depthwise stop (42); - sliding stop means (50) which can be fixed by two screws in the inserts of the support plate (30). The strap (70) performs securing along two axes and the adjustable stop means (50) perform securing along the third axis. The slide system provides possibilities of adjustment and adaptation to the different dimensions of batteries (3), without imposing the direction (vertical/horizontal) of fitting of the box.

No. of Pages : 21 No. of Claims : 16

(12) PATENT APPLICATION PUBLICATION
(21) Application No.2229/CHE/2014 A
(19) INDIA
(22) Date of filing of Application :04/05/2014
(43) Publication Date : 03/07/2015

(54) Title of the invention : REMOTE CONTROLLER FOR ELECTRONIC APPLIANCES SUCH AS TELEVISION AND THE LIKE

(51) International classification	:H05K
(31) Priority Document No	:3-2013-000203
(32) Priority Date	:06/05/2013
(33) Name of priority country	:Phillipines
(86) International Application No	:NA
Filing Date	:NA
(87) International Publication No	: NA
(61) Patent of Addition to Application Number	:NA
Filing Date	:NA
(62) Divisional to Application Number	:NA
Filing Date	:NA

(71)**Name of Applicant :**
1)DANTE R. OLIVAR
Address of Applicant :NO. 8 DAMA DE NOCHE ST., TOWN & COUNTRY VILLAGE, ANTIPOLO CITY, PHILIPPINES
(72)**Name of Inventor :**
1)DANTE R. OLIVAR

(57) Abstract :
This utility model relates to a remote controller for televisions, video recorders/players comprising a housing having an upper and lower shells, said upper shell being provided with a plurality of different slots adapted to receive different sizes of push buttons, and a printed circuit board with electronic parts disposed inside said housing, characterized in that a circular channel adjustment control and a volume adjustment control traversing respective slots on said upper shell, each of said circular channel and volume adjustment control being pivotally secured to said housing, and each being provided with opposing forward lug and rear lug protruding outwardly from the periphery thereof and in communication with said printed circuit board.

No. of Pages : 9 No. of Claims : 3

(12) PATENT APPLICATION PUBLICATION
(21) Application No.2365/CHE/2014 A
(19) INDIA
(22) Date of filing of Application :12/05/2014
(43) Publication Date : 03/07/2015

(54) Title of the invention : PROPULSION DEVICE AND METHOD FOR OPERATING SAME USING A PARTIALLY OXIDIZED DIESEL FUEL

(51) International classification :F02B3/00
(31) Priority Document No :10 2013 008 367.2
(32) Priority Date :16/05/2013
(33) Name of priority country :Germany
(86) International Application No :NA
Filing Date :NA
(87) International Publication No : NA
(61) Patent of Addition to Application Number :NA
Filing Date :NA
(62) Divisional to Application Number :NA
Filing Date :NA

(71)**Name of Applicant :**
1)MAN Truck & Bus AG
Address of Applicant :of Dachauer Str. 667, 80995 M¼nchen, Germany
(72)**Name of Inventor :**
1)ROTHE, Dieter

(57) Abstract :
The present invention relates to a propulsion device for vehicles, comprising a device for the partial 5 oxidation of fuel (2), a fuel tank (1) and a diesel internal combustion engine (4), wherein the propulsion device is characterized in that the device for the partial oxidation of fuel (2) is in fluid connection with the fuel tank (1) and the diesel internal 10 combustion engine (4), with the result that at least some of the fuel carried in the vehicle is taken for partial oxidation before combustion in the diesel internal combustion engine. Devices of this kind have the advantage that significantly less primary soot is 15 formed during the combustion of fuel and this soot can furthermore be collected in a subsequent filter and completely burnt at low burnoff temperatures. The present invention further relates to various 20 methods for operating such propulsion devices and to the use of partially oxidized fuel in the propulsion devices described in order to reduce soot emissions.

No. of Pages : 21 No. of Claims : 15

(12) PATENT APPLICATION PUBLICATION
(19) INDIA
(22) Date of filing of Application :20/05/2014
(21) Application No.2502/CHE/2014 A
(43) Publication Date : 03/07/2015

(54) Title of the invention : VERTICAL SPLIT BOWL LINER FOR CONE CRUSHER

(51) International classification :B02C2/00
(31) Priority Document No :13/915,167
(32) Priority Date :11/06/2013
(33) Name of priority country :U.S.A.
(86) International Application No :NA
Filing Date :NA
(87) International Publication No : NA
(61) Patent of Addition to Application Number :NA
Filing Date :NA
(62) Divisional to Application Number :NA
Filing Date :NA

(71)**Name of Applicant :**
1)METSO MINERALS INDUSTRIES, INC.
Address of Applicant :20965 CROSSROADS CIRCLE, WAUKESHA, WISCONSIN 53196 U.S.A.
(72)**Name of Inventor :**
1)DAVID FRANCIS BIGGIN

(57) Abstract :
A bowl liner for use in a cone crusher that is comprised of a pair of bowl liner sections joined to each other to define the bowl liner. Each of the bowl liner sections includes first and second ends that engage opposite first and second vertical ends of the second bowl liner section. The first and second ends include key features that limit the axial movement of the first and second bowl liner sections relative to each other. Each of the first and second bowl liner sections further include a radial key and mating key slot to limit the radial movement between the bowl liner sections. The vertical joint between the bowl liner sections includes an inner relief that allows for manganese growth during use of the bowl liner.

No. of Pages : 26 No. of Claims : 20

(12) PATENT APPLICATION PUBLICATION
(21) Application No.2100/CHE/2014 A
(19) INDIA
(22) Date of filing of Application :25/04/2014
(43) Publication Date : 03/07/2015

(54) Title of the invention : PROCESS FOR THE PREPARATION OF A CATALYST BASED ON TUNGSTEN FOR USE IN HYDROTREATMENT OR IN HYDROCRACKING

(51) International classification :C10G45/00
(31) Priority Document No :13/53.941
(32) Priority Date :30/04/2013
(33) Name of priority country :France
(86) International Application No :NA
Filing Date :NA
(87) International Publication No : NA
(61) Patent of Addition to Application Number :NA
Filing Date :NA
(62) Divisional to Application Number :NA
Filing Date :NA

(71)**Name of Applicant :**
1)IFP Energies nouvelles
Address of Applicant :of 1 & 4 avenue de Bois-Prau, 92852 RUEIL-MALMAISON CEDEX, France
(72)**Name of Inventor :**
1)ALPHAZAN, Thibault
2)BONDUELLE, Audrey
3)LEGENS, Christ¨le
4)RAYBAUD, Pascal
5)COPERET, Christophe

(57) Abstract :
The invention concerns a process for the preparation of a catalyst based on tungsten intended for hydrotreatment or hydrocracking processes. The invention concerns a process for the preparation of a catalyst for carrying out hydrogenation reactions in hydrotreatment and hydrocracking processes. Said catalyst is prepared from at least one mononuclear precursor compound based on tungsten (W), in its monomeric or dimeric form, having at least one W=O or W-OR bond or at least one W=S or W-SR bond where [R = CxHy where x > 1 and (x-1) < y < (2x+1) or R = Si(OR™)3 or R = Si(R™)3 where R™ = Cx™Hy™ where x™ > 1 and (x™-l) < y™< (2x™+l)], optionally at least one Mo precursor and optionally at least one promoter element from group VIII. Said precursors are deposited onto an oxide support which is suitable for the process in which it is used, said catalyst advantageously being sulphurized before being deployed in said process.

No. of Pages : 37 No. of Claims : 19

(12) PATENT APPLICATION PUBLICATION
(21) Application No.2101/CHE/2014 A
(19) INDIA
(22) Date of filing of Application :25/04/2014
(43) Publication Date : 03/07/2015

(54) Title of the invention : PROCESS FOR THE PREPARATION OF A CATALYST BASED ON MOLYBDENUM FOR USE IN HYDROTREATMENT OR IN HYDROCRACKING

(51) International classification :C10G45/00
(31) Priority Document No :13/53.940
(32) Priority Date :30/04/2013
(33) Name of priority country :France
(86) International Application No :NA
Filing Date :NA
(87) International Publication No : NA
(61) Patent of Addition to Application Number :NA
Filing Date :NA
(62) Divisional to Application Number :NA
Filing Date :NA

(71)**Name of Applicant :**
1)IFP Energies nouvelles
Address of Applicant :of 1 & 4 avenue de Bois-Prau, 92852 RUEIL-MALMAISON CEDEX, France
(72)**Name of Inventor :**
1)ALPHAZAN, Thibault
2)BONDUELLE, Audrey
3)LEGENS, Christ¨le
4)RAYBAUD, Pascal
5)COPERET, Christophe

(57) Abstract :
The invention concerns a process for the preparation of a catalyst based on molybdenum intended for hydrotreatment or hydrocracking processes. The invention concerns a process for the preparation of a catalyst for carrying out hydrogenation reactions in hydrotreatment and hydrocracking processes. Said catalyst is prepared from at least one mononuclear precursor based on molybdenum (Mo), in its monomeric or dimeric form, having at least one Mo=O or Mo-OR bond or at least one Mo=S or Mo-SR bond where [R=CxHy where x > 1 and (x-1) < y < (2x+1) or R = Si (OR)3 or R=Si (R)3 where R = CxHy where x . 1 and (x-1) < y < (2x1+1)], and optionally from at least one promoter elemtn from group VIII. Said precursors are deposited onto an oxide support which is suitable for the process in which it it used said catalyst being dried at a temperature of less than 200°C then advantageously being sulphurized before being deployed in said process.

No. of Pages : 26 No. of Claims : 15

(12) PATENT APPLICATION PUBLICATION
(21) Application No.2426/CHE/2014 A
(19) INDIA
(22) Date of filing of Application :15/05/2014
(43) Publication Date : 03/07/2015

(54) Title of the invention : DEVICE AND METHOD TO BREAK THE CURRENT IN POWER TRANSMISSION OR DISTRIBUTION SYSTEM

(51) International classification :H02M 7/00
(31) Priority Document No :201310188777.0
(32) Priority Date :21/05/2013
(33) Name of priority country :China
(86) International Application No :NA
Filing Date :NA
(87) International Publication No : NA
(61) Patent of Addition to Application Number :NA
Filing Date :NA
(62) Divisional to Application Number :NA
Filing Date :NA

(71)**Name of Applicant :**
1)GE ENERGY POWER CONVERSION TECHNOLOGY LTD
Address of Applicant :BOUGHTON ROAD, RUGBY, WARWICKSHIRE CV21 1BU U.K.
(72)**Name of Inventor :**
1)ZHANG, YINGQI
2)YANG, WENQIANG
3)ZHU, PENGCHENG
4)KANG, PENGJU
5)MAO, SAIJUN

(57) Abstract :
A direct current (DC) circuit breaker for power transmission or distribution system includes a current sensor for sensing current of a system, a controller, a physical switch, and multiple switch modules. The multiple switch modules are electrically coupled to the current sensor and the physical switch in series. Each switch module includes multiple base elements electrically coupled in parallel. Each base element includes a first silicon carbide (SiC) metal-oxide-semiconductor field-effect transistor (MOSFET) and a second SiC MOSFET electrically coupled in an opposite series connection mode. The first and second SiC MOSFETs are configured in a synchronous rectification mode by channel reverse conduction control. The controller controls the multiple switch modules to connect current in the system, and break current of the multiple switch modules according to sensed current signals from the current sensor.

No. of Pages : 26 No. of Claims : 15

(12) PATENT APPLICATION PUBLICATION
(19) INDIA
(22) Date of filing of Application :19/05/2014
(21) Application No.2497/CHE/2014 A
(43) Publication Date : 03/07/2015

(54) Title of the invention : FASTENER SYSTEM WITH DISSIMILAR METALS

(51) International classification :F16B
(31) Priority Document No :61/826280
(32) Priority Date :22/05/2013
(33) Name of priority country :U.S.A.
(86) International Application No :NA
Filing Date :NA
(87) International Publication No : NA
(61) Patent of Addition to Application Number :NA
Filing Date :NA
(62) Divisional to Application Number :NA
Filing Date :NA

(71)**Name of Applicant :**
1)FORD GLOBAL TECHNOLOGIES, LLC
Address of Applicant :Suite 800, 330 Town Center Drive, Dearborn, Michigan 48126 U.S.A.
(72)**Name of Inventor :**
1)PIERCE, Bruce Frederick
2)CARIS, John Charles
3)GUPTA, Ajay Kumar

(57) Abstract :
An article, for use in coupling a first member including a first material to a second member including a second material different than the first material, includes a clip having a first leg, a second leg, and a middle portion located between the first and second legs. The clip has an inner side including the first material and an outer side including the second material. The clip is aligned on one of the first and second members so the inner side of the clip contacts one of the first and second members and the outer side of the clip contacts the other of the first and second members.

No. of Pages : 18 No. of Claims : 20

(12) PATENT APPLICATION PUBLICATION
(19) INDIA
(22) Date of filing of Application :22/04/2014
(21) Application No.2054/CHE/2014 A
(43) Publication Date : 03/07/2015

(54) Title of the invention : RESIN-MADE COVER MOUNTING STRUCTURE

(51) International classification :B60J10/00
(31) Priority Document No :2013-094669
(32) Priority Date :26/04/2013
(33) Name of priority country :Japan
(86) International Application No :NA
Filing Date :NA
(87) International Publication No : NA
(61) Patent of Addition to Application Number :NA
Filing Date :NA
(62) Divisional to Application Number :NA
Filing Date :NA

(71)**Name of Applicant :**
1)HONDA MOTOR CO., LTD.
Address of Applicant :of 1-1, Minami-Aoyama 2-chome, Minato-ku, Tokyo 107-8556, Japan
2)ASAHI KASEI CHEMICALS CORPORATION
(72)**Name of Inventor :**
1)TAKEICHI, Kayoko
2)MIMURA, Masahide
3)OCHIAI, Shuichi
4)KAJIHARA, Eisuke
5)NAKANO, Yasuhiko
6)TAKAHASHI, Ryota
7)SUGIO, Daisuke
8)TERADA, Yasuo
9)INABA, Hideyuki
10)YAMAGUCHI, Sadahiko
11)IENAGA, Masahiro

(57) Abstract :
In a structure where a head cover and a cylinder head which is a member to be coupled with the head cover are coupled by a fastening member to form a space there, a through hole (51) through which the fastening member penetrates is formed in a flange contact portion (42) of a gasket facing flange portions of the head cover and the cylinder head. A flange contact portion (42) is formed with a thickened portion (70) so that, with respect to a thickness in an axial direction of the through hole (51), the thickness at a swelling end portion side of the flange portion is greater than the thickness at the space side thereof.

No. of Pages : 52 No. of Claims : 8

(12) PATENT APPLICATION PUBLICATION
(21) Application No.2055/CHE/2014 A
(19) INDIA
(22) Date of filing of Application :22/04/2014
(43) Publication Date : 03/07/2015

(54) Title of the invention : PARKING BRAKE DEVICE AND MANUFACTURING METHOD THEREOF

(51) International classification	:B60T17/00
(31) Priority Document No	:2013-091899
(32) Priority Date	:25/04/2013
(33) Name of priority country	:Japan
(86) International Application No	:NA
Filing Date	:NA
(87) International Publication No	: NA
(61) Patent of Addition to Application Number	:NA
Filing Date	:NA
(62) Divisional to Application Number	:NA
Filing Date	:NA

(71)**Name of Applicant :**
1)HONDA MOTOR CO., LTD.
Address of Applicant :1-1, Minami-Aoyama 2-chome, Minato-ku, Tokyo 107-8556, Japan
2)OTSUKA KOKI CO., LTD.
(72)**Name of Inventor :**
1)YAMANAKA, Fumikage
2)AZUMI, Takaya
3)NISHIMURA, Yuki
4)MASUDA, Satoru
5)SUGIYAMA, Tomoya
6)OYAMA, Takashi

(57) Abstract :
The present invention provides a parking brake apparatus that achieves weight saving while securing durability of the base member. The parking brake apparatus of the present invention includes a base member 1 supported on a vehicle body side, and an operating lever pivotably supported onto the base member 1 rotatably. The parking brake apparatus converts a pivotal motion caused by the operating lever to a reciprocating motion for transmitting the reciprocating motion to a brake mechanism. The base member 1 includes: a pair of plate-shaped members 10, 20 arranged to face each other; and a connecting member 30, which is formed of a plate material, connects the pair of plate-shaped members together by arranging plate surfaces of the plate materials so as to intersect with opposing plate surfaces of the pair of plate-shaped members.

No. of Pages : 54 No. of Claims : 9

(12) PATENT APPLICATION PUBLICATION
(19) INDIA
(22) Date of filing of Application :01/05/2014
(21) Application No.2205/CHE/2014 A
(43) Publication Date : 03/07/2015

(54) Title of the invention : NODE, MESH COMMUNICATION NETWORK AND ROUTING RECONFIGURATION METHOD

(51) International classification :H04W40/00
(31) Priority Document No :13 01023
(32) Priority Date :02/05/2013
(33) Name of priority country :France
(86) International Application No :NA
Filing Date :NA
(87) International Publication No : NA
(61) Patent of Addition to Application Number :NA
Filing Date :NA
(62) Divisional to Application Number :NA
Filing Date :NA

(71)**Name of Applicant :**
1)THALES
Address of Applicant :45 rue de Villiers 92200 NEUILLY SUR SEINE France
(72)**Name of Inventor :**
1)PIERRE COUSTAL
2)FRANCK TAILLIEZ

(57) Abstract :
Node, mesh communication network and routing reconfiguration method The invention relates to a module (30) equipping a node (Ni) of a mesh communication network (10), identified on said network by a logic number and including an input and/or output port (51 to 54), which is characterized by: - configuration data for said network, including data corresponding to an adjacency matrix (A) of said network and data corresponding to the logic numbers of the neighboring network nodes of the considered node; - a computation means (90) capable of computing a routing vector (VRL, VRP) from said configuration data, the routing vector (VRL, VRP) being intended to be used by said input and/or output port for message routing.

No. of Pages : 25 No. of Claims : 16

(12) PATENT APPLICATION PUBLICATION
(21) Application No.2275/CHE/2014 A
(19) INDIA
(22) Date of filing of Application :06/05/2014
(43) Publication Date : 03/07/2015

(54) Title of the invention : SUPPORTING MULTIPLE FACETS OF USERS IN A SOCIAL NETWORKING SERVICE

(51) International classification :G06Q50/00
(31) Priority Document No :2025/CHE/2013
(32) Priority Date :06/05/2013
(33) Name of priority country :India
(86) International Application No :NA
Filing Date :NA
(87) International Publication No : NA
(61) Patent of Addition to Application Number :NA
Filing Date :NA
(62) Divisional to Application Number :NA
Filing Date :NA

(71)**Name of Applicant :**
1)ITTIAM SYSTEMS PTE. LTD.
Address of Applicant :333, North Bridge Road, No. 08-00 KH KEA building, Singapore 188721 Singapore
(72)**Name of Inventor :**
1)SATTAM DASGUPTA
2)ANIL KUMAR AGARA VENKATESHA RAO

(57) Abstract :
A system and method for supporting multiple facets of users in a social networking service (SNS). In one embodiment, a request is received from a first user to create multiple facets upon logging into the SNS. Each of the multiple facets of the first user is associated with one of social networks within the SNS. Further, profile information associated with each of the multiple facets is received. Furthermore, the profile information of each of the multiple facets is associated to corresponding one of the social networks.

No. of Pages : 25 No. of Claims : 21

(12) PATENT APPLICATION PUBLICATION
(19) INDIA
(22) Date of filing of Application :20/05/2014
(21) Application No.2508/CHE/2014 A
(43) Publication Date : 03/07/2015

(54) Title of the invention : SYSTEM AND METHOD FOR HOT-FORMING BLANKS

(51) International classification :B21D22/00
(31) Priority Document No :DE 10 2013008853.4
(32) Priority Date :23/05/2013
(33) Name of priority country :Germany
(86) International Application No :NA
Filing Date :NA
(87) International Publication No : NA
(61) Patent of Addition to Application Number :NA
Filing Date :NA
(62) Divisional to Application Number :NA
Filing Date :NA

(71)**Name of Applicant :**
1)Linde Aktiengesellschaft
Address of Applicant :of Klosterhofstr. 1, 80331 M¼nchen, Germany
(72)**Name of Inventor :**
1)MATTHIAS, Bors

(57) Abstract :
The present invention pertains to a system for hot-forming blanks (P) with at least one heating device (4) and at least one pressing device (2) that is arranged downstream of the at least one heating device (4), wherein at least one reheating device (6) for at least partially acting upon the blanks (P) formed in the pressing device with heat is provided downstream of the pressing device (2).

No. of Pages : 21 No. of Claims : 11

(12) PATENT APPLICATION PUBLICATION
(21) Application No.2056/CHE/2014 A
(19) INDIA
(22) Date of filing of Application :22/04/2014
(43) Publication Date : 03/07/2015

(54) Title of the invention : RECIPROCATING COMPRESSOR

(51) International classification :F04B
(31) Priority Document No :2013-093836
(32) Priority Date :26/04/2013
(33) Name of priority country :Japan
(86) International Application No :NA
Filing Date :NA
(87) International Publication No : NA
(61) Patent of Addition to Application Number :NA
Filing Date :NA
(62) Divisional to Application Number :NA
Filing Date :NA

(71)**Name of Applicant :**
1)Kabushiki Kaisha Kobe Seiko Sho (Kobe Steel, Ltd.)
Address of Applicant :of 2-4, Wakinohama-Kaigandori 2-chome, Chuo-ku, Kobe-shi, Hyogo 651-8585, Japan
(72)**Name of Inventor :**
1)NAGURA, Kenji
2)HIRAI, Toshio
3)TAKAGI, Hitoshi

(57) Abstract :
The present invention provides a reciprocating compressor that compresses a gas, including: a piston; a cylinder that includes a hole portion into which the piston is inserted so as to be movable in the axial direction in a reciprocating manner and includes a compression chamber which is formed in an area of the hole portion near a front end of the piston so that a gas is introduced into the compression chamber; a crank mechanism that drives the piston so that the gas introduced into the compression chamber is compressed by the piston; and a piston ring that is fitted to the outside of the piston and slides on an inner surface forming the hole portion of the cylinder, wherein a tapered portion is formed in an end, which is located near a base end of the piston, in the inner surface forming the hole portion of the cylinder.

No. of Pages : 29 No. of Claims : 6

(12) PATENT APPLICATION PUBLICATION
(19) INDIA
(22) Date of filing of Application :22/04/2014
(21) Application No.2058/CHE/2014 A
(43) Publication Date : 03/07/2015

(54) Title of the invention : SYSTEM AND METHOD FOR ELECTRONIC MONEY WITHDRAWAL

(51) International classification :G06Q
(31) Priority Document No :13165166.3
(32) Priority Date :24/04/2013
(33) Name of priority country :EPO
(86) International Application No :NA
Filing Date :NA
(87) International Publication No : NA
(61) Patent of Addition to Application Number :NA
Filing Date :NA
(62) Divisional to Application Number :NA
Filing Date :NA

(71)**Name of Applicant :**
1)THE ROBERTO GIORI COMPANY LTD
Address of Applicant :of Avenue Gnral-Guisan 46, 1009, Pully, Switzerland
(72)**Name of Inventor :**
1)PINAULT, Francis

(57) Abstract :
The present invention concerns a system and method for electronic money withdrawal. This operation is implemented by a transfer of electronic money from the user electronic wallet to a money distribution authority, typically a bank. Advantageously, a strong authentication occurs previously with the bank. The transfer includes the ATM identifier. A delivery identifier is delivered to the user. The user is than goes to the ATM and proceeds to the withdrawal with its GSMT id and delivery id. Accordingly a robust and reliable withdrawal is possible. It may be actually done at the ATM without the mobile device handling the electronic wallet.

No. of Pages : 42 No. of Claims : 21

(12) PATENT APPLICATION PUBLICATION
(19) INDIA
(22) Date of filing of Application :30/04/2014
(21) Application No.2191/CHE/2014 A
(43) Publication Date : 03/07/2015

(54) Title of the invention : ARRANGEMENT AND METHOD FOR MONITORING CONDITION OF AUTOMATIC DOOR

(51) International classification :B66B13/00
(31) Priority Document No :13168178
(32) Priority Date :17/05/2013
(33) Name of priority country :EPO
(86) International Application No :NA
Filing Date :NA
(87) International Publication No : NA
(61) Patent of Addition to Application Number :NA
Filing Date :NA
(62) Divisional to Application Number :NA
Filing Date :NA

(71)**Name of Applicant :**
1)KONE CORPORATION
Address of Applicant :KARTANONTIE 1, 00330 HELSINKI Finland
(72)**Name of Inventor :**
1)PERALA PEKKA
2)TYNI TAPIO
3)KINNARI JOUKO

(57) Abstract :
An arrangement and a method for monitoring the operational condition of an automatic door (7, 10) in an elevator, particularly a passenger and/or goods elevator, or in a building, the arrangement comprising an automatic door (7,10), which includes one or more door leaves, which slide horizontally in their location, a door operator (18), which comprises a door motor (12) and a door mechanism for moving the door leaf horizontally in its location, a closing device for closing the automatic door, a control system for the door operator (18) for controlling the door motor (12), means for defining the operational condition of the closing device and the door mechanism of the automatic door, the means for defining the operational condition of the closing device and the door mechanism of the automatic door (7, 10) comprising means for determining the mechanical energy of the shaft in the door motor (12) of the automatic door during an operating cycle.

No. of Pages : 26 No. of Claims : 17

(12) PATENT APPLICATION PUBLICATION
(19) INDIA
(22) Date of filing of Application :26/05/2014
(21) Application No.2588/CHE/2014 A
(43) Publication Date : 03/07/2015

(54) Title of the invention : A MEASURING PLUG

(51) International classification :H01R13/00
(31) Priority Document No :13169547.0
(32) Priority Date :28/05/2013
(33) Name of priority country :EPO
(86) International Application No :NA
Filing Date :NA
(87) International Publication No : NA
(61) Patent of Addition to Application Number :NA
Filing Date :NA
(62) Divisional to Application Number :NA
Filing Date :NA

(71)**Name of Applicant :**
1)Sensata Technologies, Inc.
Address of Applicant :of 529 Pleasant Street, Attleboro, MA 02703, USA
(72)**Name of Inventor :**
1)GROENHUIJZEN, Mr. Serge
2)TE RIET, Johan
3)SLOETJES, Jan-Willem

(57) Abstract :
Disclosed is a pressure-measuring plug (100) for a combustion engine comprising a hollow plug body (102), a housing (110) attached to a distal end (102D) of the plug body (102), electronic components (116) arranged in the housing (110) and a sensing module (104) arranged in the hollow plug body and attached to a proximal end (102P) of the hollow plug body (102) The measuring plug further comprises an interconnection module (108) configured to electrically connect the electronic components (116) to the sensing module (104) through the hollow plug body. The interconnection module (108) comprises an elongated support structure (108A) with a first end (108P) provided with first terminals (108C) and a second end (108D) provided with second terminals (108B1), wherein the first terminals (108C) provide an electrical coupling which is flexible in axial direction. The interconnection module provides a reliable connection and could be used for mass production.

No. of Pages : 24 No. of Claims : 15

(12) PATENT APPLICATION PUBLICATION
(19) INDIA
(22) Date of filing of Application :23/04/2014
(21) Application No.2074/CHE/2014 A
(43) Publication Date : 03/07/2015

(54) Title of the invention : NOX MODEL

(51) International classification :G01M15/10
(31) Priority Document No :13/870,482
(32) Priority Date :25/04/2013
(33) Name of priority country :U.S.A.
(86) International Application No :NA
Filing Date :NA
(87) International Publication No : NA
(61) Patent of Addition to Application Number :NA
Filing Date :NA
(62) Divisional to Application Number :NA
Filing Date :NA

(71)**Name of Applicant :**
1)International Engine Intellectual Property Company, LLC
Address of Applicant :of 2701 Navistar Drive, Lisle, Illinois 60532, USA
(72)**Name of Inventor :**
1)SINGH, Navtej

(57) Abstract :
Methods are provided for estimating the NOx content of exhaust gas produced by an internal combustion engine. The method includes determining one or more operating parameters. The method further includes applying the determined operating parameter(s) to a global NOx model. The global NOx model may be derived using a plurality of steady state data points relating to local NOx emission models. The steady state data points may be derived using a plurality of set and variable operating parameters. The global NOx model allows for prediction of the engine-out NOx content of exhaust gas in real time and without a NOx sensor, even if engine operating parameters change.

No. of Pages : 20 No. of Claims : 15

(12) PATENT APPLICATION PUBLICATION
(19) INDIA
(22) Date of filing of Application :02/05/2014
(21) Application No.2223/CHE/2014 A
(43) Publication Date : 03/07/2015

(54) Title of the invention : HOT GAS GENERATION DEVICE

(51) International classification :F16L
(31) Priority Document No :10 2013 208 127.8
(32) Priority Date :03/05/2013
(33) Name of priority country :Germany
(86) International Application No :NA
Filing Date :NA
(87) International Publication No : NA
(61) Patent of Addition to Application Number :NA
Filing Date :NA
(62) Divisional to Application Number :NA
Filing Date :NA

(71)**Name of Applicant :**
1)Homag Holzbearbeitungssysteme GmbH
Address of Applicant :of Homagstrasse 3-5, 72296, Schopfloch, Germany
(72)**Name of Inventor :**
1)G–TZ, Reiner
2)SCHMID, Johannes

(57) Abstract :
The present invention relates to a hot gas generation device with which a gas flow, for example an air flow, is heated. This is preferably used for heating an edge band or another coating material, in particular an adhesive layer provided on this coating material. In this way, the coating material is prepared for being applied to a (wooden) work piece, which may, for example, be plate-shaped.

No. of Pages : 23 No. of Claims : 15

(12) PATENT APPLICATION PUBLICATION
(21) Application No.2303/CHE/2014 A
(19) INDIA
(22) Date of filing of Application :08/05/2014
(43) Publication Date : 03/07/2015

(54) Title of the invention : SEALED BATTERY

(51) International classification	:H01M2/00
(31) Priority Document No	:2013-122742
(32) Priority Date	:11/06/2013
(33) Name of priority country	:Japan
(86) International Application No	:NA
Filing Date	:NA
(87) International Publication No	: NA
(61) Patent of Addition to Application Number	:NA
Filing Date	:NA
(62) Divisional to Application Number	:NA
Filing Date	:NA

(71)**Name of Applicant :**
1)GS YUASA INTERNATIONAL LTD.
Address of Applicant :1, Inobaba-cho,Nishinosho, Kisshoin, Minami-ku, Kyoto-shi, Kyoto 601-8520 Japan
(72)**Name of Inventor :**
1)YOSHIO, Tatsumi

(57) Abstract :
A sealed battery includes a container 2, which is partitioned into a plurality of cell chambers 2S with container partitions 21, and a lid 4 having lid partitions 41 to be welded to the container partitions 21 by heat sealing. Each of the container partitions 21 includes a container-inclined portion 5x formed at a higher position than upper ends of container side walls 2a to 2d, each of the lid partitions 41 includes a lid-inclined portion 6x formed to conform to the container-inclined portion 5x, and a guide portion 6 for aligning a position of the container-inclined portion 5x with the lid-inclined portion 6x is provided to the lid-inclined portion 6x.

No. of Pages : 24 No. of Claims : 7

(12) PATENT APPLICATION PUBLICATION
(19) INDIA
(22) Date of filing of Application :13/05/2014
(21) Application No.2382/CHE/2014 A
(43) Publication Date : 03/07/2015

(54) Title of the invention : LOCKABLE SYRINGE AND METHOD OF ASSEMBLING THE SAME

(51) International classification :A61M5/00
(31) Priority Document No :61/824,243
(32) Priority Date :16/05/2013
(33) Name of priority country :U.S.A.
(86) International Application No :NA
Filing Date :NA
(87) International Publication No : NA
(61) Patent of Addition to Application Number :NA
Filing Date :NA
(62) Divisional to Application Number :NA
Filing Date :NA

(71)**Name of Applicant :**
1)ATRION MEDICAL PRODUCTS, INC.
Address of Applicant :of 1426 Curt Francis Road, Arab, Alabama 35016, USA
(72)**Name of Inventor :**
1)Rowland W. Kanner
2)Brian A. Roberts

(57) Abstract :
A lockable syringe having an actuating mechanism for rapidly and selectively placing a movable thread bearing plunger member and stationary internally threaded cylinder into or out of threaded engagement, particularly for using the syringe to pressurize therapeutic medical balloon catheters, or the like. The mechanism includes a plunger having both a piston at its end to engage a barrel portion of a unitary syringe body, selectively deployable and retractable threaded segment, and an internally threaded cylindrical structure disposed within a unitary syringe body having a barrel. The plunger is engageable with the threaded cylinder by means of a threaded segment, and an operator actuated desmodromic arrangement to controllably reciprocate the threaded segment in a positive manner in order to allow either rapid manual or thread controlled plunger and piston movement within the syringes barrel for purposes of displacing or pressurizing working fluid contained therein.

No. of Pages : 29 No. of Claims : 17

(12) PATENT APPLICATION PUBLICATION
(21) Application No.2603/CHE/2014 A
(19) INDIA
(22) Date of filing of Application :27/05/2014
(43) Publication Date : 03/07/2015

(54) Title of the invention : ELEMENT SUBSTRATE, PRINTHEAD, AND PRINTING APPARATUS

(51) International classification	:H05B
(31) Priority Document No	:2013-116247
(32) Priority Date	:31/05/2013
(33) Name of priority country	:Japan
(86) International Application No	:NA
Filing Date	:NA
(87) International Publication No	: NA
(61) Patent of Addition to Application Number	:NA
Filing Date	:NA
(62) Divisional to Application Number	:NA
Filing Date	:NA

(71)**Name of Applicant :**
1)CANON KABUSHIKI KAISHA
Address of Applicant :of 30-2, Shimomaruko 3-chome, Ohta-ku, Tokyo 146-8501, Japan
(72)**Name of Inventor :**
1)KASAI, Ryo
2)HIRAYAMA, Nobuyuki
3)TAKAGI, Makoto

(57) Abstract :
A recent inkjet printing apparatus includes a large-capacitance capacitor to stabilize a heater power supply. The presence of this capacitor requires a long time to drop the heater voltage at the time of power shutdown or the like. For this reason, an unwanted heater current may flow during the drop. To solve this problem, in this embodiment, a high voltage logic circuit is provided near a printing element, and a terminal is provided so that a signal can directly be input to this circuit. Heater driving control is performed via the terminal. This makes it possible to reliably control the heater regardless of the logic power supply state even if the logic voltage abruptly drops at the time of power shutdown or the like.

No. of Pages : 47 No. of Claims : 13

(12) PATENT APPLICATION PUBLICATION
(21) Application No.2384/CHE/2014 A
(19) INDIA
(22) Date of filing of Application :13/05/2014
(43) Publication Date : 03/07/2015

(54) Title of the invention : MICROORGANISM AND METHOD FOR OVERPRODUCTION OF GAMMA-GLUTAMYLCYSTEINE AND DERIVATIVES OF THIS DIPEPTIDE BY FERMENTATION

(51) International classification	:C12P13/00
(31) Priority Document No	:10 2013 209 274.1
(32) Priority Date	:17/05/2013
(33) Name of priority country	:Germany
(86) International Application No	:NA
Filing Date	:NA
(87) International Publication No	: NA
(61) Patent of Addition to Application Number	:NA
Filing Date	:NA
(62) Divisional to Application Number	:NA
Filing Date	:NA

(71)**Name of Applicant :**
1)WACKER CHEMIE AG
Address of Applicant :of Hanns-Seidel-Platz 4, D-81737 M¼nchen, Germany
(72)**Name of Inventor :**
1)THOEN, Marcel
2)SCHLOESSER, Thomas

(57) Abstract :
The invention relates to a prokaryotic microorganism strain capable of overproducing -glutamyl¬cysteine and its derivatives bis--glutamylcystine and -glutamyl¬cystine, which can be prepared from a parent strain, wherein said strain has a reduced cellular glutathione synthetase activity compared to the parent strain, and has a cellular -glutamylcysteine synthetase activity which is more greatly increased than in a strain with similarly reduced cellular glutathione synthetase activity.

No. of Pages : 53 No. of Claims : 10

(12) PATENT APPLICATION PUBLICATION
(21) Application No.2452/CHE/2014 A
(19) INDIA
(22) Date of filing of Application :16/05/2014
(43) Publication Date : 03/07/2015

(54) Title of the invention : FILTERING ASSEMBLY AND FILTERING METHOD FOR AIR AND GASEOUS FLUIDS IN GENERAL

(51) International classification :B03C3/00
(31) Priority Document No :B02013A000308
(32) Priority Date :19/06/2013
(33) Name of priority country :Italy
(86) International Application No :NA
Filing Date :NA
(87) International Publication No : NA
(61) Patent of Addition to Application Number :NA
Filing Date :NA
(62) Divisional to Application Number :NA
Filing Date :NA

(71)**Name of Applicant :**
1)TECNOLOGICA S.A.S. DI VANELLA SALVATORE & C.
Address of Applicant :of Via degli Abeti, 88/2, 61122, Pesaro, Italy
(72)**Name of Inventor :**
1)VANELLA, Salvatore

(57) Abstract :
This invention relates to a filtering assembly for air and gaseous fluids in general, which comprises a duct (2), which can be crossed by a gaseous fluid carrying pollutants of various types. The filtering assembly comprises: at least one filtering station to remove pollutants of the type of toxic gases and solid particles of dimensions preferably greater than 50 µm; at least one conductive grille (4), having at least one hole (5) which faces and is proximate to at least one conductive filament (6), this grille (4) and this filament (6) being kept at a negative electric potential for the emission of electrons, which can be paired with pollutants of the solid particles and micro-organisms type of dimensions preferably comprised between 10 nm and 50 µm, in addition, downstream of the grille (4) is placed at least one accumulation plate (7), being kept at a positive electrical potential for the stable collection of pollutants paired with the electrons at least one emission source of ions (A), for the restoration of the electric charge of the gaseous fluid, flowing over the source.

No. of Pages : 21 No. of Claims : 10

(12) PATENT APPLICATION PUBLICATION
(21) Application No.2600/CHE/2014 A
(19) INDIA
(22) Date of filing of Application :27/05/2014
(43) Publication Date : 03/07/2015

(54) Title of the invention : WEFT YARN TENSION APPLYING APPARATUS IN AIR JET LOOM

(51) International classification	:D03D47/00
(31) Priority Document No	:2013-112423
(32) Priority Date	:29/05/2013
(33) Name of priority country	:Japan
(86) International Application No	:NA
Filing Date	:NA
(87) International Publication No	: NA
(61) Patent of Addition to Application Number	:NA
Filing Date	:NA
(62) Divisional to Application Number	:NA
Filing Date	:NA

(71)**Name of Applicant :**
1)KABUSHIKI KAISHA TOYOTA JIDOSHOKKI
Address of Applicant :of 2-1, Toyoda-cho, Kariya-shi, Aichi-ken, Japan
(72)**Name of Inventor :**
1)MORITA, Akito
2)MAKINO, Yoichi
3)SAKAI, Masanobu

(57) Abstract :
A weft yarn tension applying apparatus in an air jet loom includes a stretch nozzle, a valve and an air supply tube. The stretch nozzle is mounted movable in a weft insertion direction at a position on a downstream side of the sub-nozzle of the slay so as to be directed perpendicular to the weft yarn guide passage. The valve is connected to an air tank and provided in a part of the frame. The air supply tube connects the stretch nozzle with the valve. The air supply tube includes a first air supply tube connected to the valve and a second air supply tube connected to the stretch nozzle. An end of the first air supply tube is fixed to the rocking shaft, an end of the second air supply tube is connected to the end of the first air supply tube through a connector

No. of Pages : 18 No. of Claims : 4

(12) PATENT APPLICATION PUBLICATION
(19) INDIA
(22) Date of filing of Application :27/05/2014
(21) Application No.2601/CHE/2014 A
(43) Publication Date : 03/07/2015

(54) Title of the invention : LAMINATION CYLINDER

(51) International classification :B21B
(31) Priority Document No :MI2013A000879
(32) Priority Date :30/05/2013
(33) Name of priority country :Italy
(86) International Application No :NA
Filing Date :NA
(87) International Publication No : NA
(61) Patent of Addition to Application Number :NA
Filing Date :NA
(62) Divisional to Application Number :NA
Filing Date :NA

(71)**Name of Applicant :**
1)TENOVA S.p.A.
Address of Applicant :of Via Monte Rosa 93, I-20149 Milano, Italy
(72)**Name of Inventor :**
1)BOSELLI, Giovanni
2)CAVALLARI, Massimo
3)GABOARDI, Paolo
4)MCWHIRTER, Rick
5)PERASSOLO, Massimo
6)TREVISAN, Claudio

(57) Abstract :
A lamination cylinder comprising a surface structure (S) on which a plurality of craters (K,Z) is defined, having a different geometry and with a random distribution, some of said craters (K,Z) are partially superimposed with respect to each other.

No. of Pages : 17 No. of Claims : 10

(12) PATENT APPLICATION PUBLICATION
(21) Application No.2602/CHE/2014 A
(19) INDIA
(22) Date of filing of Application :27/05/2014
(43) Publication Date : 03/07/2015

(54) Title of the invention : PNEUMATIC DEVICE OF A SPINNING MACHINE

(51) International classification :D04H3/00
(31) Priority Document No :2013-113043
(32) Priority Date :29/05/2013
(33) Name of priority country :Japan
(86) International Application No :NA
Filing Date :NA
(87) International Publication No : NA
(61) Patent of Addition to Application Number :NA
Filing Date :NA
(62) Divisional to Application Number :NA
Filing Date :NA

(71)**Name of Applicant :**
1)KABUSHIKI KAISHA TOYOTA JIDOSHOKKI
Address of Applicant :of 2-1, Toyoda-cho, Kariya-shi, Aichi-ken, Japan
(72)**Name of Inventor :**
1)TSUBOI, Masayoshi
2)MARUYAMA, Naoki
3)FUJII, Yoshimasa

(57) Abstract :
A pneumatic device of a spinning machine includes a suction duct, a filter box, a fan, a motor, a filter assembly and a fiber collecting duct. The filter assembly is located in the filter box so as to divide space in the filter box into a motor chamber and a storage chamber. The filter assembly has a filter that captures fibers, a filter frame that supports the filter and a projection that projects toward the suction duct. The collecting duct is connected to the storage chamber for collecting by suction the fibers blown off by air jet issued from at least one air nozzle. The air nozzle is located in the motor chamber or provided by the filter frame. At least one jet hole is formed in the filter frame so that the air jet issued from the air nozzle is flowed toward the fibers stored in the storage chamber.

No. of Pages : 21 No. of Claims : 6

(12) PATENT APPLICATION PUBLICATION
(19) INDIA
(22) Date of filing of Application :23/04/2014
(21) Application No.2082/CHE/2014 A
(43) Publication Date : 03/07/2015

(54) Title of the invention : A MOTOR VEHICLE PLASTIC BODY PANEL

(51) International classification :B60J10/00
(31) Priority Document No :1307893.6
(32) Priority Date :01/05/2013
(33) Name of priority country :U.K.
(86) International Application No :NA
Filing Date :NA
(87) International Publication No : NA
(61) Patent of Addition to Application Number :NA
Filing Date :NA
(62) Divisional to Application Number :NA
Filing Date :NA

(71)**Name of Applicant :**
1)FORD GLOBAL TECHNOLOGIES, LLC
Address of Applicant :Suite 800, 330 Town Center Drive, Dearborn, Michigan 48126 U.S.A.
(72)**Name of Inventor :**
1)AGIUS, Alicia
2)OVERINGTON, Tom
3)BROWN, Michael

(57) Abstract :
A motor vehicle plastic body panel 11 is disclosed having an opaque plastic panel 12 and a plastic window pane 20 formed as an integral part of the plastic body panel 11 by co-moulding it with the opaque plastic panel 12. A lightweight motor vehicle body panel 11 made completely from plastic is therefore provided. The plastic body panel 11 requires no window seals due to the integration of the plastic window pane 20 as part of the plastic body panel 11.

No. of Pages : 12 No. of Claims : 12

(12) PATENT APPLICATION PUBLICATION
(19) INDIA
(22) Date of filing of Application :09/05/2014
(21) Application No.2307/CHE/2014 A
(43) Publication Date : 03/07/2015

(54) Title of the invention : CONSTRUCTION MACHINE WITH HEATABLE BEARING STRUCTURES

(51) International classification :B65G41/00
(31) Priority Document No :13 175 298.2
(32) Priority Date :05/07/2013
(33) Name of priority country :EPO
(86) International Application No :NA
Filing Date :NA
(87) International Publication No : NA
(61) Patent of Addition to Application Number :NA
Filing Date :NA
(62) Divisional to Application Number :NA
Filing Date :NA

(71)**Name of Applicant :**
1)JOSEPH V–GELE AG
Address of Applicant :Joseph- V–gele-Strae 1, 67067 Ludwigshafen / Rhein, Germany
(72)**Name of Inventor :**
1)Bernhard, ERDTMANN
2)Wolfgang MULLER
3)Andre FELCHNER

(57) Abstract :
The invention relates to a construction machine (1, 1) for the processing and/or transport of material (9, 9) having a temperature-dependent viscosity, the construction machine (1, 1) being a road finisher (1) or a feeder (1). The construction machine (1, 1) according to the invention comprises a machine frame (2, 2) on which a material bunker (3, 3), an operators platform (4, 4), a primary drive (5, 5) as well as an undercarriage (6, 6) with propulsion elements (7, 7) are provided. The construction machine (1, 1) according to the invention furthermore comprises a conveyor system (10, 10) which is configured to convey the material (9, 9), wherein the conveyor system (10, 10) comprises at least one screw conveyor (11, 11), and the at least one screw conveyor (11, 11) is supported by at least one bearing structure (12, 12). The construction machine (1, 1) according to the invention is characterized in that the bearing structure (12, 12) can be heated by at least one heating element (14, 14, 14).

No. of Pages : 23 No. of Claims : 15

(12) PATENT APPLICATION PUBLICATION
(21) Application No.254/MAS/1998 A
(19) INDIA
(22) Date of filing of Application :09/02/1998
(43) Publication Date : 03/07/2015

(54) Title of the invention : FLOWABLE DRY PARTICLES CONSISTING OF ATLEAST ONE OLEOPHILIC SUBSTANCE AND A PROCESS FOR PREPARING THE SAME

(51) International classification :A61K19/00
(31) Priority Document No :NA
(32) Priority Date :NA
(33) Name of priority country :NA
(86) International Application No :NA
Filing Date :NA
(87) International Publication No : NA
(61) Patent of Addition to Application Number :NA
Filing Date :NA
(62) Divisional to Application Number :NA
Filing Date :NA

(71)**Name of Applicant :**
1)DSM IP ASSETS B.V.
Address of Applicant :HET OVERLOON 1, 6411 TE HEERLEN Netherlands
(72)**Name of Inventor :**
1)JEAN-CLAUDE TRITSCH
2)JOHANN ULM

(57) Abstract :
The present invention relates to a flowable dry particles consisting of at least one oleophilic substance as the active ingredient present in a matrix of at least one carrier material and a coating, characterized in that the coating consists of calcium silicate or of a mixture of calcium silicate with one of the following mixture components: microcrystalline cellulose, magnesium silicate, magnesium oxide, stearic acid, calcium stearate, magnesium stearate, hydrophilic silicic acid, kaolin and/or Sterotex, with the calcium silicate content being between 2 and 12 wt. %, the calcium silicate having a SiO_2/CaO ratio of 1.65-2.65, the content of oleophilic substance being 50 wt. % or above and the average particle size lying between 80 !-tm and 1000 !-tm, especially between 100 !-tm and 800 !-tm.

No. of Pages : 15 No. of Claims : 11

(12) PATENT APPLICATION PUBLICATION
(21) Application No.2618/CHE/2014 A
(19) INDIA
(22) Date of filing of Application :28/05/2014
(43) Publication Date : 03/07/2015

(54) Title of the invention : SYSTEMS AND METHODS FOR SYNCHRONIZING GEOGRAPHIC INFORMATION SYSTEM (GIS) NETWORK MODLES

(51) International classification :H02J3/00
(31) Priority Document No :13/908966
(32) Priority Date :03/06/2013
(33) Name of priority country :U.S.A.
(86) International Application No :NA
Filing Date :NA
(87) International Publication No : NA
(61) Patent of Addition to Application Number :NA
Filing Date :NA
(62) Divisional to Application Number :NA
Filing Date :NA

(71)**Name of Applicant :**
1)GENERAL ELECTRIC COMPANY
Address of Applicant :1 RIVER ROAD, SCHENECTADY, NEW YORK 12345 U.S.A.
(72)**Name of Inventor :**
1)SIMONS, GLENDA PAULETTE
2)CARBALLAR, ENRIQUE CANO
3)STANISLAWSKI, MICHAEL
4)HILL, LEE

(57) Abstract :
A system includes a processor configured to indentify a modification to a utility grid, and to derive a first model of the utility grid and a second model of the utility grid. The second model of the utility grid includes a modification of the first model of the utility grid. The processor is configured to compare the first model of the utility grid to the second model of the utility grid, and to derive a difference between the first model of the utility grid and the second model of the utility grid based at least in part on the comparison.

No. of Pages : 25 No. of Claims : 20

(12) PATENT APPLICATION PUBLICATION
(21) Application No.2072/CHE/2014 A
(19) INDIA
(22) Date of filing of Application :23/04/2014
(43) Publication Date : 03/07/2015

(54) Title of the invention : WIND TURBINE GENERATOR SYSTEM

(51) International classification :H02P9/00
(31) Priority Document No :JP2013-138103
(32) Priority Date :01/07/2013
(33) Name of priority country :Japan
(86) International Application No :NA
Filing Date :NA
(87) International Publication No : NA
(61) Patent of Addition to Application Number :NA
Filing Date :NA
(62) Divisional to Application Number :NA
Filing Date :NA

(71)**Name of Applicant :**
1)Kabushiki Kaisha Yaskawa Denki
Address of Applicant :2-1, Kurosaki-Shiroishi, Yahatanishi-ku, Kitakyushu-shi, Fukuoka 806-0004 Japan
(72)**Name of Inventor :**
1)Koichi OBA
2)Junji FUJII
3)Eiji WATANABE
4)Yasuhiro MIYAMOTO

(57) Abstract :
A wind turbine generator system (1) for generating electric power from wind power includes an AC/DC conversion unit (21a), a converter cooling fan (21b), a rotation speed detection sensor (33), and a cooling control unit (11). The AC/DC conversion unit (21a) converts the electric power generated. The converter cooling fan (21b) cools the AC/DC conversion unit (21a). The rotation speed detection sensor (33) acquires wind condition data. The cooling control unit (11) controls an operation of the converter cooling fan (21b) in accordance with the wind condition data acquired by the rotation speed detection sensor (33).

No. of Pages : 29 No. of Claims : 10

(12) PATENT APPLICATION PUBLICATION
(21) Application No.2613/CHE/2014 A
(19) INDIA
(22) Date of filing of Application :27/05/2014
(43) Publication Date : 03/07/2015

(54) Title of the invention : VIDEO ENDOSCOPIC DEVICE

(51) International classification :A61B1/00
(31) Priority Document No :102013209956.8
(32) Priority Date :28/05/2013
(33) Name of priority country :Germany
(86) International Application No :NA
Filing Date :NA
(87) International Publication No : NA
(61) Patent of Addition to Application Number :NA
Filing Date :NA
(62) Divisional to Application Number :NA
Filing Date :NA

(71)**Name of Applicant :**
1)XION GMBH
Address of Applicant :Pankstrae 8-10, 13127 Berlin, Germany
(72)**Name of Inventor :**
1)Holger M¼ller
2)Alexander Kliem

(57) Abstract :
The invention relates to a video endoscopic device (10) comprising a camera head (28) and two parallel optical arrangements (16, 24, 26), each made of optical components (16, 17, 24, 26, 27), which are arranged coaxially with one another along a common first optical axis of the optical components (16, 17, 24, 26, 27) of a respective optical ar¬rangement (16, 24, 26) and in the interior of an endoscope shaft (14). The optical compo¬nents (16, 17, 24, 26, 27) transmit an optical image (38) from a distal end (20) of the respective optical arrangement (16, 24, 26) to a proximal end (18) of the respective optical arrangement (16, 24, 26). The camera head (28) is arranged adjacent to or adjoin¬ing the proximal ends (18) of the optical arrangements (16, 24, 26). The camera head (28) contains at least one image sensor (34) comprising a recording plane (32) and at least two projection objectives (30) of which each one has a second optical axis and is arranged and configured to project an image (38) onto the image sensor (34). The optical arrangements (16, 24, 26) each comprise a collimating optical unit (16), arranged at the respective proximal end (18) thereof, for generating an at least approximately parallel beam path (12) at the outlet (18) of the respective optical arrangement (16, 24, 26). The respective collimating optical unit (16) has a third optical axis that is arranged coaxially with the optical components (24, 26, 27) of the optical arrangements (16, 24, 26) or laterally offset by at most half a diameter of the collimating optical unit (16) from the common first optical axis of the optical components (24, 26, 27) of the optical arrange¬ments (16, 24, 26). Each one of the at least two projection objectives (30) is arranged and configured to image the parallel beam path (12), generated by a respective collimating optical unit (16), on at least one focus (36) in the at least one recording plane (32) of the at least one image sensor (34). At least one of the projection objectives (30) is arranged so that the respective second optical axis has a lateral distance (42), measuring at most half a diameter of the projection objective (30), from the third optical axis of the collimat¬ing optical unit (16) which generates the parallel beam path (12), the at least one projec¬tion objective (30) being arranged and configured for imaging said parallel beam path on the at least one focus (36). As a result of which the parallel beam path (12) enters the at least one projection objective (30) with a lateral distance (42) from the second optical axis of the at least one projection objective (30).

No. of Pages : 45 No. of Claims : 15

(12) PATENT APPLICATION PUBLICATION
(21) Application No.2615/CHE/2014 A
(19) INDIA
(22) Date of filing of Application :27/05/2014
(43) Publication Date : 03/07/2015

(54) Title of the invention : TORQUE SUPPORT FOR A DRIVE MOTOR IN A VEHICLE STRUCTURE AND BEARING FOR A TORQUE SUPPORT

(51) International classification :G05G
(31) Priority Document No :102013213077.5
(32) Priority Date :04/07/2013
(33) Name of priority country :Germany
(86) International Application No :NA
Filing Date :NA
(87) International Publication No : NA
(61) Patent of Addition to Application Number :NA
Filing Date :NA
(62) Divisional to Application Number :NA
Filing Date :NA

(71)**Name of Applicant :**
1)FORD GLOBAL TECHNOLOGIES, LLC
Address of Applicant :Suite 800, 330 Town Center Drive, Dearborn, Michigan 48126 U.S.A.
(72)**Name of Inventor :**
1)LOEFFELSENDER, Mark
2)MEIER, Christoph

(57) Abstract :
The invention relates to a torque support (1) for a drive motor in a vehicle structure. The torque support (1) comprises a support member (2) which can be connected to the drive motor and which can be connected to the vehicle structure via a bearing. The bearing has a bearing core (7) which can be connected to the support member (2). Furthermore, a resilient bearing bush (8) which engages round the bearing core (7) at least partially is provided so that the support member (2) can be resiliently supported via the bearing bush (8) relative to a connection region of the vehicle structure. According to the invention, the bearing bush (8) has a recess (9) through which a connection portion (11) of the support member (2) can be arranged for connection to the bearing core (7). The bearing core (7) further comprises a receiving channel (22) for a connection means (c3) and a notch (24) which extends transversely relative to this receiving channel (22) and which extends beyond the channel into the bearing core (7). The connection portion (11) of the support member (2) can thereby be arranged through the recess (9) for connection to the bearing core (7) while the notch (24) is provided for partially arranging the connection portion (11) in the bearing core (7). Furthermore, a connection web (25) which is arranged in the plane of the notch (24) of the bearing core (7) is constructed in such a manner that a first core portion (26) and a second core portion (27) of the bearing core (7), which core portion is spaced apart from the first core portion (26) by the notch (24), can be displaced relative to each other by means of resilient deformation and/or by means of the connection web (25) breaking. Furthermore, the invention is directed toward a bearing for such a torque support (1).

No. of Pages : 32 No. of Claims : 7

(12) PATENT APPLICATION PUBLICATION
(19) INDIA
(22) Date of filing of Application :22/04/2014
(21) Application No.2050/CHE/2014 A
(43) Publication Date : 03/07/2015

(54) Title of the invention : CAB WITH REAR-SIDE EXTENDED-AREA COOLER

(51) International classification :B62D33/00
(31) Priority Document No :10 2013 007 464.9
(32) Priority Date :30/04/2013
(33) Name of priority country :Germany
(86) International Application No :NA
Filing Date :NA
(87) International Publication No : NA
(61) Patent of Addition to Application Number :NA
Filing Date :NA
(62) Divisional to Application Number :NA
Filing Date :NA

(71)**Name of Applicant :**
1)MAN Truck & Bus AG
Address of Applicant :of Dachauer Str. 667, 80995 M¼nchen, Germany
(72)**Name of Inventor :**
1)GUTZEIT, Reinhard

(57) Abstract :
The invention relates to a cab (1) for a lorry, preferably a semitrailer tractor. The cab (1) has a front side (2) and a rear side (3). In particular, the cab (1) is characterized in that at least one engine and/or assembly cooling device (K) is/are arranged on the rear side (3) of the cab (1), and/or the front side (2) of the cab (1) is embodied with such a continuous surface structure that it does not have an air inlet for engine and/or assembly cooling.

No. of Pages : 16 No. of Claims : 17

(12) PATENT APPLICATION PUBLICATION
(19) INDIA
(22) Date of filing of Application :28/04/2014
(21) Application No.2121/CHE/2014 A
(43) Publication Date : 03/07/2015

(54) Title of the invention : METHOD FOR OPERATING A SLAVE NODE OF A DIGITAL BUS SYSTEM

(51) International classification :G06F13/00
(31) Priority Document No :102013207826.9
(32) Priority Date :29/04/2013
(33) Name of priority country :Germany
(86) International Application No :NA
Filing Date :NA
(87) International Publication No : NA
(61) Patent of Addition to Application Number :NA
Filing Date :NA
(62) Divisional to Application Number :NA
Filing Date :NA

(71)**Name of Applicant :**
1)GE ENERGY POWER CONVERSION GMBH
Address of Applicant :CULEMEYERSTRASSE 1, BERLIN, 12277 Germany
(72)**Name of Inventor :**
1)WOTHE, FRANK
2)OPITZ, MARTIN

(57) Abstract :
A method for operating a slave node (8) of a digital bus system is described. The slave node (8) comprises two sending and receiving devices (16, 18). In the bus system, an input data frame is sent to a master node in input direction. The slave node (8) receives the input data frame by means of the first sending and receiving device (18). The slave node (8) stores service data packets contained in the input data frame in a FIFO memory. The slave node (8) attaches at least one process data packet of its own, which is to be sent, to a last process data packet in the input data frame. The slave node (8) attaches the service data packets, which are stored in the FIFO memory, to the process data packet, which is now last, in the input data frame. The slave node (8) sends the input data frame, which was changed in this manner, to the next node in input direction by means of the second sending and receiving device (16).

No. of Pages : 22 No. of Claims : 10

(12) PATENT APPLICATION PUBLICATION
(21) Application No.2510/CHE/2014 A
(19) INDIA
(22) Date of filing of Application :20/05/2014
(43) Publication Date : 03/07/2015

(54) Title of the invention : BUSINESS SUPPORT METHOD AND SYSTEM

(51) International classification	:G06Q30/00
(31) Priority Document No	:2013-157363
(32) Priority Date	:30/07/2013
(33) Name of priority country	:Japan
(86) International Application No	:NA
Filing Date	:NA
(87) International Publication No	: NA
(61) Patent of Addition to Application Number	:NA
Filing Date	:NA
(62) Divisional to Application Number	:NA
Filing Date	:NA

(71)**Name of Applicant :**
1)HITACHI, LTD.
Address of Applicant :6-6, Marunouchi 1-chome, Chiyoda-ku, Tokyo 100-8280, Japan
(72)**Name of Inventor :**
1)AKAHOSHI, Rie
2)SUZUKI, Shigeru
3)ENDO, Hiroko
4)NAKAJIMA, Akira

(57) Abstract :
A business support method and system includes a terminal and a server. The terminal displays marketing activity data delivered from the server and acquires details of the marketing activity data; transmits to the server a calculation request including the details and obtains a calculation result when the details acquired include certain predetermined items; applies a predetermined calculation algorithm to the details to obtain a calculation result when the details do not include the predetermined items; stores the calculation result obtained at the server or the calculation result acquired at the terminal in a storage unit in association with the client™s identification information; and displays the calculation result. The server receives a calculation request including the details from the terminal, applies a predetermined calculation algorithm to the details, and returns the obtained calculation result to the terminal.

No. of Pages : 47 No. of Claims : 5

(12) PATENT APPLICATION PUBLICATION
(19) INDIA
(22) Date of filing of Application :26/05/2014
(21) Application No.2592/CHE/2014 A
(43) Publication Date : 03/07/2015

(54) Title of the invention : CURVED DISPLAY APPARATUS

(51) International classification :G02F
(31) Priority Document No :61/828,250
(32) Priority Date :29/05/2013
(33) Name of priority country :U.S.A.
(86) International Application No :NA
Filing Date :NA
(87) International Publication No : NA
(61) Patent of Addition to Application Number :NA
Filing Date :NA
(62) Divisional to Application Number :NA
Filing Date :NA

(71)**Name of Applicant :**
1)SAMSUNG ELECTRONICS CO., LTD.
Address of Applicant :129, Samsung-ro, Yeongtong-gu, Suwon-si, Gyeonggi-do, Republic of Korea.
(72)**Name of Inventor :**
1)Doo Soon PARK
2)Bo La PARK
3)Hae Sung PARK
4)Sung Il BANG
5)Jun Young CHOI

(57) Abstract :
A display apparatus is provided. The display apparatus includes a display which is curved such that opposite lateral ends thereof protrude forward relative to a central portion thereof. A support frame having a lower end supported on a horizontal surface and allowing the display to be disposed inside thereof is provided; wherein the support frame is curved such that opposite lateral ends thereof protrude forward relative to the central portion thereof.

No. of Pages : 33 No. of Claims : 15

(12) PATENT APPLICATION PUBLICATION
(21) Application No.2673/CHENP/2014 A
(19) INDIA
(22) Date of filing of Application :08/04/2014
(43) Publication Date : 03/07/2015

(54) Title of the invention : MAGNETOCALORIC HEAT GENERATOR

(51) International classification :F25B21/00,F25B29/00
(31) Priority Document No :11/59839
(32) Priority Date :28/10/2011
(33) Name of priority country :France
(86) International Application No :PCT/FR2012/000431
Filing Date :24/10/2012
(87) International Publication No :WO 2013/060946
(61) Patent of Addition to Application Number :NA
Filing Date :NA
(62) Divisional to Application Number :NA
Filing Date :NA

(71)**Name of Applicant :**
1)COOLTECH APPLICATIONS S.A.S.
Address of Applicant :Impasse Antoine Imbs F 67810 Holtzheim France
(72)**Name of Inventor :**
1)MULLER Christian

(57) Abstract :
The invention relates to a magnetocaloric heat generator (1) comprising at least one magnetocaloric unit (21) that has at least one magnetocaloric material (3) in thermal contact with a heat transfer fluid (F) and at least one magnetic unit (41) capable of subjecting said magnetocaloric material (3) to a variable magnetic field. Said generator (1) is characterized in that each unit (21 41) has a modular configuration and comprises at least one form of fitting (E1 E2 E3) in order to be assembled along a common median axis (M) to another unit (41 21) comprising a complementary form of fitting (E1 E2 E3).

No. of Pages : 21 No. of Claims : 8

(12) PATENT APPLICATION PUBLICATION
(19) INDIA
(22) Date of filing of Application :01/05/2014
(21) Application No.2206/CHE/2014 A
(43) Publication Date : 03/07/2015

(54) Title of the invention : SYSTEM AND METHOD FOR ENHANCED PRIVACY, RESOURCE AND ALERT MANAGEMENT

(51) International classification :H04N21/00
(31) Priority Document No :13/892,602
(32) Priority Date :13/05/2013
(33) Name of priority country :U.S.A.
(86) International Application No :NA
Filing Date :NA
(87) International Publication No : NA
(61) Patent of Addition to Application Number :NA
Filing Date :NA
(62) Divisional to Application Number :NA
Filing Date :NA

(71)**Name of Applicant :**
1)HONEYWELL INTERNATIONAL INC.,
Address of Applicant :a Delaware corporation, USA, of 101 Columbia Road, P.O. Box 2245, Morristown, N.J. 07962-2245, USA
(72)**Name of Inventor :**
1)KATHIRESAN PERIYASAMY
2)GOPALAKRISHNA N
3)FABIN RODRIGUES
4)SUHASINI KURUBA
5)KAJA MOHAIDEEN
6)RAJA PRABHU

(57) Abstract :
A home monitoring system comprises a control apparatus adapted to provide enhanced privacy, resource management and alert management. The control apparatus includes a camera for capturing video at the home. A memory stores captured video. A communication interface is operatively connected to the control apparatus for streaming video and receiving control commands. A central system is remotely located relative to the control apparatus and in operative communication with the communication interface for receiving and storing captured video from the control apparatus. A remote unit is remotely located relative to the control apparatus and in operative communication with the communication interface for generating control commands to the control apparatus to terminate transmission of video to the central system.

No. of Pages : 24 No. of Claims : 15

(12) PATENT APPLICATION PUBLICATION
(21) Application No.2207/CHE/2014 A
(19) INDIA
(22) Date of filing of Application :01/05/2014
(43) Publication Date : 03/07/2015

(54) Title of the invention : STORAGE BATTERY GRID, METHOD OF MANUFACTURING STORAGE BATTERY GRID, AND STORAGE BATTERY USING STORAGE BATTERY GRID

(51) International classification	:H01M4/00
(31) Priority Document No	:2013-115758
(32) Priority Date	:31/05/2013
(33) Name of priority country	:Japan
(86) International Application No	:NA
Filing Date	:NA
(87) International Publication No	: NA
(61) Patent of Addition to Application Number	:NA
Filing Date	:NA
(62) Divisional to Application Number	:NA
Filing Date	:NA

(71)**Name of Applicant :**
1)GS YUASA INTERNATIONAL LTD.
Address of Applicant :1, Inobaba-cho, Nishinosho, Kisshoin, Minami-ku, Kyoto-shi Kyoto 6018520 Japan
(72)**Name of Inventor :**
1)NOUZUKA, Kiyoshi
2)SAITO, Kazuma
3)ISHIGURO, Hiroyuki
4)FUJITA, Kohei
5)IWASAKI, Shota
6)NISHIZAWA, Junichi

(57) Abstract :
There is provided a storage battery grid including: a frame bone that includes a substantially rectangular shape; a lug portion that is connected to a first side portion of the frame bone and projects outwardly from the frame bone; a main bone that extends from the first side portion to a second side portion which is opposed to the first side portion; and a plurality of first sub-bones that extend obliquely toward the second side portion, at least part of the plurality of first sub-bones branching from the main bone toward both sides, wherein at least part of the plurality of first sub-bones is bent.

No. of Pages : 49 No. of Claims : 14

(12) PATENT APPLICATION PUBLICATION
(19) INDIA
(22) Date of filing of Application :07/05/2014
(21) Application No.2283/CHE/2014 A
(43) Publication Date : 03/07/2015

(54) Title of the invention : VEHICLE WHEEL

(51) International classification :B62D35/00
(31) Priority Document No :102117807
(32) Priority Date :20/05/2013
(33) Name of priority country :Taiwan
(86) International Application No :NA
Filing Date :NA
(87) International Publication No : NA
(61) Patent of Addition to Application Number :NA
Filing Date :NA
(62) Divisional to Application Number :NA
Filing Date :NA

(71)**Name of Applicant :**
1)CHEN KUAN-TING
Address of Applicant :2F., NO.69, SEC. 1, MINYI RD., WUGU DIST., NEW TAIPEI CITY 248 Taiwan
(72)**Name of Inventor :**
1)CHEN KUAN-TING

(57) Abstract :
A vehicle wheel includes a wheel body and a plurality of rim blades. The plurality of rim blades is coupled to at least one side surface of the wheel body. Each of the rim blades is provided with at least one airflow guide section and at least one airflow-assisting section. The airflow guide section and the airflow-assisting section are arranged in the form of front and rear series on the rim blade. When the vehicle wheel is coupled with a tire, the airflow guide section is located at the side of the rim blade facing a forwarding direction of rotation of the wheel and the airflow-assisting section is located at the side of the rim blade opposite to the forwarding rotation of the wheels. As such, airflow is increased, wind resistance is reduced, and noise is reduced.

No. of Pages : 37 No. of Claims : 10

(12) PATENT APPLICATION PUBLICATION
(21) Application No.2679/CHENP/2014 A
(19) INDIA
(22) Date of filing of Application :08/04/2014
(43) Publication Date : 03/07/2015

(54) Title of the invention : SYSTEM AND METHODS FOR BEAM SHAPING IN A SELF ORGANIZING NETWORK (SON)

(51) International classification :H04W72/04
(31) Priority Document No :61/544155
(32) Priority Date :06/10/2011
(33) Name of priority country :U.S.A.
(86) International Application No :PCT/US2012/059231
Filing Date :08/10/2012
(87) International Publication No :WO 2013/052948
(61) Patent of Addition to Application Number :NA
Filing Date :NA
(62) Divisional to Application Number :NA
Filing Date :NA

(71)**Name of Applicant :**
1)HUAWEI TECHNOLOGIES CO. LTD.
Address of Applicant :Huawei Administration Building Bantaian Longgang District Shenzen Guangdong 518129 China
(72)**Name of Inventor :**
1)XING Shuqing
2)TANG Yuqiang

(57) Abstract :
Methods are components are included herein for implementing beam shaping algorithms to optimize antenna beam patterns. An embodiment method includes dividing a geographical area into a plurality of geographical bins setting up a plurality of zones for a cell based on a plurality of boundary thresholds receiving a plurality of signal measurements from a plurality of user equipments across the geographical bins classifying the geographical bins into the different zones by comparing the signal measurements to the boundary thresholds of the zones calculating a plurality of gain adjustments for the corresponding geographical bins in at least some of the zones and generating a beam shaping pattern based on the gain adjustments.

No. of Pages : 36 No. of Claims : 20

(12) PATENT APPLICATION PUBLICATION
(21) Application No.2447/CHE/2014 A
(19) INDIA
(22) Date of filing of Application :16/05/2014
(43) Publication Date : 03/07/2015

(54) Title of the invention : MOBILE LIFT CRANE WITH VARIABLE POSITION COUNTERWEIGHT

(51) International classification :B66C23/00
(31) Priority Document No :60/863,265
(32) Priority Date :27/10/2006
(33) Name of priority country :U.S.A.
(86) International Application No :NA
Filing Date :NA
(87) International Publication No : NA
(61) Patent of Addition to Application Number :NA
Filing Date :NA
(62) Divisional to Application Number :2456/CHE/2007
Filed on :29/10/2007

(71)**Name of Applicant :**
1)Manitowoc Crane Companies, LLC
Address of Applicant :of 2400 South 44th Street, Manitowoc, Wisconsin 54221-0066, USA
(72)**Name of Inventor :**
1)PECH, David, J.
2)PORUBCANSKY, Kenneth, J.

(57) Abstract :
A mobile lift crane includes a carbody having moveable ground engaging members; a rotating bed rotatably connected to the carbody such that the rotating bed can swing with respect to the ground engaging members; a boom pivotally mounted on a front portion of the rotating bed; a mast mounted at its first end on the rotating bed; a backhitch connected between the mast and a rear portion of the rotating bed; a moveable counterweight unit; at least one hydraulic cylinder; and at least one arm pivotally connected at a first end to the rotating bed and at a second end to the hydraulic cylinder. The arm and hydraulic cylinder are connected between the rotating bed and the counterweight unit such that extension and retraction of the hydraulic cylinder changes the position of the counterweight unit compared to the rotating bed. In one method of operation, the counterweight is positioned forward of a point directly below the top of the mast when no load is on a load hoist line suspended from the boom; and positioned reward of the top of the mast when the hoist line supports a load; and the moveable counterweight is never supported by the ground during crane pick, move and set operations other than indirectly by the ground engaging members on the carbody. In another method the crane is used to perform a pick, move and set operation with a load wherein the moveable counterweight is moved toward and away from the front portion of the rotating bed by extending and retracting the hydraulic cylinder during the pick, move and set operation to help counterbalance the load, but the counterweight is never supported by the ground other than indirectly by the ground engaging members on the carbody.

No. of Pages : 31 No. of Claims : 26

(12) PATENT APPLICATION PUBLICATION
(19) INDIA
(22) Date of filing of Application :27/05/2014
(21) Application No.2595/CHE/2014 A
(43) Publication Date : 03/07/2015

(54) Title of the invention : AUXILIARY BEARING FOR MAGNETICALLY SUSPENDED ROTOR SYSTEM

(51) International classification :F16C
(31) Priority Document No :13305701.8
(32) Priority Date :29/05/2013
(33) Name of priority country :EUROPEAN UNION
(86) International Application No :NA
Filing Date :NA
(87) International Publication No : NA
(61) Patent of Addition to Application Number :NA
Filing Date :NA
(62) Divisional to Application Number :NA
Filing Date :NA

(71)**Name of Applicant :**
1)SKF Magnetic Mechatronics
Address of Applicant :2, rue des Champs, 27950 Saint-Marcel, France
(72)**Name of Inventor :**
1)Philipp Krebs
2)Jens Anders
3)Eddy Herisse
4)Frederic Ponson

(57) Abstract :
An assembly comprises a rotating shaft (10) supported with respect to a stationary housing (16) by at least one active magnetic bearing (12) presenting a mean radial air gap (E1) and at least one auxiliary bearing (18) comprising on the one hand a bushing (21) fixed to the housing (16) and on the other hand a sleeve (20) fixed on the rotating shaft (10). The bushing (21) and the sleeve (20) have opposite surfaces (24, 23) defining a clearance (E2) which is less than the mean radial air gap (E1). The bushing (21) and the sleeve (20) each exhibit symmetry around a longitudinal axis of the shaft (10) whilst having different profiles in a longitudinal cross-section including the longitudinal axis to optimize the contact pressure distribution when the rotating shaft (10) lands on the auxiliary bearing.

No. of Pages : 26 No. of Claims : 15

(12) PATENT APPLICATION PUBLICATION
(19) INDIA
(22) Date of filing of Application :08/04/2014
(21) Application No.2676/CHENP/2014 A
(43) Publication Date : 03/07/2015

(54) Title of the invention : DATA PROCESSING APPARATUS DATA PROCESSING SYSTEM AND DATA PROCESSING METHOD

(51) International classification :G05B19/418,G07C3/00
(31) Priority Document No :2011209907
(32) Priority Date :26/09/2011
(33) Name of priority country :Japan
(86) International Application No :PCT/JP2011/080453
Filing Date :28/12/2011
(87) International Publication No :WO 2013/046481
(61) Patent of Addition to Application Number :NA
Filing Date :NA
(62) Divisional to Application Number :NA
Filing Date :NA

(71)**Name of Applicant :**
1)OMRON CORPORATION
Address of Applicant :801 Minamifudodo cho Horikawahigashiiru Shiokoji dori Shimogyo ku Kyoto shi Kyoto 6008530 Japan
(72)**Name of Inventor :**
1)YAMAJI Yusuke
2)IKUMO Masahiro
3)AKAI Ryota
4)UEYAMA Yuhki

(57) Abstract :
A data processing apparatus is provided with an operation information analysis unit (23) that classifies the states of apparatuses into a plurality of states including at least a processing state an at work state and a standby state on the basis of apparatus state information that indicates the result of detecting the states of the apparatuses and operator information that indicates the result of detecting whether operators performing operation of the apparatuses are present at prescribed positions for performing the operation of the apparatuses.

No. of Pages : 89 No. of Claims : 17

(12) PATENT APPLICATION PUBLICATION
(21) Application No.2677/CHENP/2014 A
(19) INDIA
(22) Date of filing of Application :08/04/2014
(43) Publication Date : 03/07/2015

(54) Title of the invention : FLEXIBLE DISCONTINUOUS RECEPTION SCHEME BASED ON LIKELIHOOD OF SCHEDULING

(51) International classification :H04W76/04,H04W52/02
(31) Priority Document No :13/248649
(32) Priority Date :29/09/2011
(33) Name of priority country :U.S.A.
(86) International Application No :PCT/FI2012/050776
Filing Date :08/08/2012
(87) International Publication No :WO 2013/045747
(61) Patent of Addition to Application Number :NA
Filing Date :NA
(62) Divisional to Application Number :NA
Filing Date :NA

(71)**Name of Applicant :**
1)NOKIA CORPORATION
Address of Applicant :Keilalahdentie 4 FI 02150 Espoo Finland
(72)**Name of Inventor :**
1)DALSGAARD Lars

(57) Abstract :
One embodiment is directed to a method for applying a flexible discontinuous reception scheme. The method includes receiving at a user equipment a timing alignment timer as input. The method then includes determining a type of discontinuous reception cycle to apply based on a likelihood of scheduling of the user equipment and applying the determined type of discontinuous reception cycle.

No. of Pages : 25 No. of Claims : 24

(12) PATENT APPLICATION PUBLICATION
(21) Application No.2484/CHE/2014 A
(19) INDIA
(22) Date of filing of Application :19/05/2014
(43) Publication Date : 03/07/2015

(54) Title of the invention : SUDDEN ACCELERATION PREVENTING ELECTRONIC ACCELERATOR PEDAL AND METHOD THEREOF

(51) International classification	:B60T
(31) Priority Document No	:10-2013-0056404
(32) Priority Date	:20/05/2013
(33) Name of priority country	:Republic of Korea
(86) International Application No	:NA
Filing Date	:NA
(87) International Publication No	: NA
(61) Patent of Addition to Application Number	:NA
Filing Date	:NA
(62) Divisional to Application Number	:NA
Filing Date	:NA

(71)**Name of Applicant :**
1)KYUNG CHANG INDUSTRIAL CO., Ltd.
Address of Applicant :of 104, Gukchaebosang-ro (Jungni-dong), Seo-gu, Daegu 703-833, Republic of Korea
(72)**Name of Inventor :**
1)BYUN, Sung-Il
2)LEE, Jeong-Heon
3)JEON, Dong-Jin

(57) Abstract :
Disclosed is a pedal module in accordance with the present invention, which includes an accelerator pedal; a pedal sensing unit including an accelerator pedal force sensor detecting a force applied to the accelerator pedal and an accelerator position sensor detecting a rotation angle of the accelerator pedal; a pedal monitoring unit; and a control unit. The pedal monitoring unit determines whether an accelerating state of a vehicle is an abnormal sudden acceleration state or not by using abnormal sudden acceleration determination information transmitted from the pedal sensing unit, and transmits an accelerator pedal output signal to the control unit in accordance with the accelerating state of the vehicle. The accelerator pedal output signal is an accelerator pedal output signal based on the rotation angle of the accelerator pedal transmitted from the pedal sensing unit when it is determined that the accelerating state of the vehicle is not the abnormal sudden accelerating state. The accelerator pedal output signal is a controlled accelerator pedal output signal when it is determined that the accelerating state of the vehicle is the abnormal sudden accelerating state. The control unit controls the vehicle in accordance with the accelerator pedal output signal transmitted from the pedal monitoring unit. The abnormal sudden acceleration determination information includes information on the force applied to the accelerator pedal.

No. of Pages : 48 No. of Claims : 18

(12) PATENT APPLICATION PUBLICATION
(19) INDIA
(22) Date of filing of Application :23/05/2014
(21) Application No.2578/CHE/2014 A
(43) Publication Date : 03/07/2015

(54) Title of the invention : SELECTION OF AN EQUIVALENT 1D ELEMENT TYPE IN A DESTINATION FEA TOOL FOR 1D ELEMENTS IN A SOURCE FEA TOOL

(51) International classification :G06F17/00
(31) Priority Document No :PCT/IN2013/000337
(32) Priority Date :27/05/2013
(33) Name of priority country :PCT
(86) International Application No :NA
Filing Date :NA
(87) International Publication No : NA
(61) Patent of Addition to Application Number :NA
Filing Date :NA
(62) Divisional to Application Number :NA
Filing Date :NA

(71)**Name of Applicant :**
1)AIRBUS INDIA OPERATIONS PVT. LTD.
Address of Applicant :Xylem, No. 4, Devasandra Industrial Area, Mahadevapura Post, Whitefield Road, Bangalore - 560048, Karnataka, India
(72)**Name of Inventor :**
1)SOHAM NARAYAN PATEL
2)AMIT CHAUDHARI
3)ABHISHEK DWIVEDI
4)JORGE GONZALEZ-RUBIO

(57) Abstract :
A system and method for selection of an equivalent one dimension (1D) element type in a finite element model (FEM) of a destination finite element analysis (FEA) tool for 1D elements in a FEM of a source FEA tool are disclosed. In one embodiment, 1D elements in the FEM of the source FEA tool are selected based on associated physical behavioral features. Further, shear stiffness factors associated with each selected 1D element in the FEM of the source FEA tool are extracted. Furthermore, the equivalent 1D element type in the FEM of the destination FEA tool is selected for each selected 1D element in the FEM of the source FEA tool based on the extracted shear stiffness factors for performing FEA.

No. of Pages : 33 No. of Claims : 25

(12) PATENT APPLICATION PUBLICATION
(19) INDIA
(22) Date of filing of Application :08/04/2014
(21) Application No.2665/CHENP/2014 A
(43) Publication Date : 03/07/2015

(54) Title of the invention : SILVER/ZINC OXIDE MIXTURES AS STABILIZERS FOR FLAME RETARDANT POLYAMIDES CONTAINING RED PHOSPHORUS

(51) International classification :C08K3/00,C08L77/00,C08K3/02
(31) Priority Document No :11181349.9
(32) Priority Date :15/09/2011
(33) Name of priority country :EPO
(86) International Application No :PCT/EP2012/066935
Filing Date :31/08/2012
(87) International Publication No :WO 2013/037647
(61) Patent of Addition to Application Number :NA
Filing Date :NA
(62) Divisional to Application Number :NA
Filing Date :NA

(71)**Name of Applicant :**
1)BASF SE
Address of Applicant :67056 Ludwigshafen Germany
(72)**Name of Inventor :**
1)ROTH Michael
2)WEI Thomas
3)MENOZZI Edoardo

(57) Abstract :
The invention relates to thermoplastic molding masses containing: A) 10 to 99.8 wt% of a thermoplastic polyamide B) 0.1 to 60 wt% of red phosphorus C) 0.05 to 20 wt% of a stabilizer mixture C) comprising with respect to 100% C) C) 10.1 to 99.9 wt% of elemental AG and C) 0.1 to 89.9 wt% of ZnO D) 0 to 40 wt% of an impact modifier and E) 0 to 60 wt% of additional additives wherein the sum of weight percentages A) to E) is 100%.

No. of Pages : 25 No. of Claims : 10

(12) PATENT APPLICATION PUBLICATION
(21) Application No.2668/CHENP/2014 A
(19) INDIA
(22) Date of filing of Application :08/04/2014
(43) Publication Date : 03/07/2015

(54) Title of the invention : SYSTEM AND METHOD FOR KEY MANAGEMENT FOR ISSUER SECURITY DOMAIN USING GLOBAL PLATFORM SPECIFICATIONS

(51) International classification :H04L9/08,H04L9/32
(31) Priority Document No :13/332201
(32) Priority Date :20/12/2011
(33) Name of priority country :U.S.A.
(86) International Application No :PCT/US2012/058123
Filing Date :28/09/2012
(87) International Publication No :WO 2013/095747
(61) Patent of Addition to Application Number :NA
Filing Date :NA
(62) Divisional to Application Number :NA
Filing Date :NA

(71)**Name of Applicant :**
1)APPLE INC.
Address of Applicant :1 Infinite Loop Cupertino California 95014 U.S.A.
(72)**Name of Inventor :**
1)KHAN Ahmer A.

(57) Abstract :
Disclosed herein are systems methods and non transitory computer readable storage media for key management for Issuer Security Domain (ISD) using GlobalPlatform Specifications. A client receives from a server an authorization to update a first ISD keyset. The client encrypts via a client side secure element a second ISD keyset with a server public key. The client sends the encrypted second ISD keyset to the server for updating the first ISD keyset with the encrypted second ISD keyset. Prior to updating the client generates the first ISD keyset at a vendor and sends the first ISD keyset to the client side secure element and sends the first ISD keyset encrypted with the server public key to the server. The disclosed method allows for updating of an ISD keyset of which only the client side secure element and a server have knowledge.

No. of Pages : 31 No. of Claims : 26

(12) PATENT APPLICATION PUBLICATION
(19) INDIA
(22) Date of filing of Application :20/05/2014
(21) Application No.2509/CHE/2014 A
(43) Publication Date : 03/07/2015

(54) Title of the invention : TONER COMPOSITION

(51) International classification :G03G9/00
(31) Priority Document No :13/900,776
(32) Priority Date :23/05/2013
(33) Name of priority country :U.S.A.
(86) International Application No :NA
Filing Date :NA
(87) International Publication No : NA
(61) Patent of Addition to Application Number :NA
Filing Date :NA
(62) Divisional to Application Number :NA
Filing Date :NA

(71)**Name of Applicant :**
1)XEROX CORPORATION
Address of Applicant :of 45 Glover Avenue, P.O. Box 4505, Norwalk, Connecticut 06856-4505, USA
(72)**Name of Inventor :**
1)Juan A Morales-Tirado
2)Samir Kumar
3)Michael F Zona

(57) Abstract :
A toner composition includes a resin, optionally a wax, a colorant, and an acicular surface additive. The toner composition is suitable for use in a single component development system and which composition possesses excellent charging, stability, and flow characteristics.

No. of Pages : 32 No. of Claims : 9

(12) PATENT APPLICATION PUBLICATION
(19) INDIA
(22) Date of filing of Application :26/05/2014
(21) Application No.2590/CHE/2014 A
(43) Publication Date : 03/07/2015

(54) Title of the invention : COMBER

(51) International classification :D01G19/00
(31) Priority Document No :2013-114029
(32) Priority Date :30/05/2013
(33) Name of priority country :Japan
(86) International Application No :NA
Filing Date :NA
(87) International Publication No : NA
(61) Patent of Addition to Application Number :NA
Filing Date :NA
(62) Divisional to Application Number :NA
Filing Date :NA

(71)**Name of Applicant :**
1)KABUSHIKI KAISHA TOYOTA JIDOSHOKKI
Address of Applicant :of 2-1, Toyoda-cho, Kariya-shi, Aichi-ken, Japan
(72)**Name of Inventor :**
1)SHIMBARA, Masami
2)KAWAI, Motohiro

(57) Abstract :
A comber includes a plurality of combing heads each including a combing portion and a cylinder shaft adapted to rotate all of the combing portions. Each combing portion includes a plurality of brackets, which are fixed to the cylinder shaft and rotatable integrally with the cylinder shaft, and a circular comb and a counterweight, which are fixed to the cylinder shaft by the brackets. The cylinder shaft is divided in a longitudinal direction into a plurality of shaft portions such that a joint between the shaft portions is located in a position that faces one of the combing portions. The joint is located between the brackets.

No. of Pages : 18 No. of Claims : 6

(12) PATENT APPLICATION PUBLICATION
(19) INDIA
(22) Date of filing of Application :08/04/2014
(21) Application No.2670/CHENP/2014 A
(43) Publication Date : 03/07/2015

(54) Title of the invention : ULTRATHIN ELECTROMAGNETIC STEEL SHEET

(51) International classification :C22C38/00,B21B3/02,C22C38/04
(31) Priority Document No :2011245819
(32) Priority Date :09/11/2011
(33) Name of priority country :Japan
(86) International Application No :PCT/JP2012/007107
Filing Date :06/11/2012
(87) International Publication No :WO 2013/069259
(61) Patent of Addition to Application Number :NA
Filing Date :NA
(62) Divisional to Application Number :NA
Filing Date :NA

(71)**Name of Applicant :**
1)JFE STEEL CORPORATION
Address of Applicant :2 3 Uchisaiwai cho 2 chome Chiyoda ku Tokyo 1000011 Japan
(72)**Name of Inventor :**
1)IMAMURA Takeshi
2)TAKASHIMA Minoru
3)HIRATANI Tatsuhiko

(57) Abstract :
By producing a composition comprising by mass% 0.007% or less of C 4 to 10% of Si and 0.005 to 1.0% of Mn with Fe and inevitable impurities as the balance and by bringing the sheet thickness to between 0.01 and 0.10 mm and the cross section roughness Pa to 1.0 µm or less there is no degradation of magnetic properties and it is possible to realize iron loss properties such that degradation of the space factor is avoided even when an electromagnetic steel sheet having a sheet thickness of 0.10 mm or less has been subjected to siliconizing in order to increase the Si content of the steel.

No. of Pages : 20 No. of Claims : 2

(12) PATENT APPLICATION PUBLICATION
(19) INDIA
(22) Date of filing of Application :08/04/2014
(21) Application No.2671/CHENP/2014 A
(43) Publication Date : 03/07/2015

(54) Title of the invention : PHOSPHATIDYLINOSITOL 3 KINASE INHIBITORS FOR THE TREATMENT OF CANCER

(51) International classification :A61K31/4196,A61K31/498,A61K31/519
(31) Priority Document No :61/534836
(32) Priority Date :14/09/2011
(33) Name of priority country :U.S.A.
(86) International Application No :PCT/US2012/055387
Filing Date :14/09/2012
(87) International Publication No :WO 2013/040337
(61) Patent of Addition to Application Number :NA
Filing Date :NA
(62) Divisional to Application Number :NA
Filing Date :NA

(71)**Name of Applicant :**
1)EXELIXIS INC.
Address of Applicant :210 East Grant Avenue South San Francisco CA 94080 U.S.A.
2)SANOFI
(72)**Name of Inventor :**
1)DECILLIS Arthur
2)RUIZ SOTO Rodrigo
3)EMMONS Gary Thomas
4)LAGER Joanne

(57) Abstract :
The invention provides a method for treating endometrial carcinoma comprising administering a Compound of Formula (I) or (II). Also provided is a method for treating breast cancer comprising administering letrozole in combination with either a Compound of Formula (I) or Formula (II).

No. of Pages : 127 No. of Claims : 43

(12) PATENT APPLICATION PUBLICATION
(21) Application No.2672/CHENP/2014 A
(19) INDIA
(22) Date of filing of Application :08/04/2014
(43) Publication Date : 03/07/2015

(54) Title of the invention : RADIATION SOURCE AND LIGHT GUIDING DEVICE

(51) International classification :G02B6/42,A61C19/00
(31) Priority Document No :11184195.3
(32) Priority Date :06/10/2011
(33) Name of priority country :EPO
(86) International Application No :PCT/EP2012/069832
Filing Date :08/10/2012
(87) International Publication No :WO 2013/050589
(61) Patent of Addition to Application Number :NA
Filing Date :NA
(62) Divisional to Application Number :NA
Filing Date :NA

(71)**Name of Applicant :**
1)IVOCLAR VIVADENT AG
Address of Applicant :Bendererstrasse 2 CH 9494 Schaan Liechtenstein
(72)**Name of Inventor :**
1)SENN Bruno

(57) Abstract :
The invention relates to a radiation source in particular a light hardening device for the polymerization of dental materials comprising an optical wave guide and a light generating device which has at least two light sources preferably semiconductor light sources in particular light emitting diodes and the radiation thereof is directed by a reflector and is coupled into the optical wave guide. Said light sources differ with respect to their light colour and/or their emission spectrum and can be controlled independently from each other for modifying the light colour and/or the emission spectrum and/or the spectral radiation power of the emitted radiation. Said optical wave guide comprises at least one monocore section and a multicore section the radiation emitted by the light sources being coupled into a monocore section of the optical wave guide. The invention also relates to a light guiding device for said type of radiation source and/or said type of light hardening device.

No. of Pages : 24 No. of Claims : 24

(12) PATENT APPLICATION PUBLICATION
(19) INDIA
(22) Date of filing of Application :26/05/2014
(21) Application No.2589/CHE/2014 A
(43) Publication Date : 03/07/2015

(54) Title of the invention : PRINTING APPARATUS USING ELECTROHYDRODYNAMICS

(51) International classification :B41J2/00
(31) Priority Document No :13/904,184
(32) Priority Date :29/05/2013
(33) Name of priority country :U.S.A.
(86) International Application No :NA
Filing Date :NA
(87) International Publication No : NA
(61) Patent of Addition to Application Number :NA
Filing Date :NA
(62) Divisional to Application Number :NA
Filing Date :NA

(71)**Name of Applicant :**
1)XEROX CORPORATION
Address of Applicant :of 45 Glover Avenue, P.O. Box 4505, Norwalk, Connecticut 06856-4505, USA
(72)**Name of Inventor :**
1)LIU, Yu
2)WU, Yiliang
3)JUNGINGER, Johann
4)LIU, Ping

(57) Abstract :
An imaging apparatus includes an imaging member having a surface, a development component that is not in physical contact with the imaging member, and a power source for generating an electric field between the imaging member surface and the development component. An ink is electrohydrodynamically transferred from the development component to the imaging member surface when the electric field is generated.

No. of Pages : 24 No. of Claims : 10

(12) PATENT APPLICATION PUBLICATION
(21) Application No.2662/CHENP/2014 A
(19) INDIA
(22) Date of filing of Application :08/04/2014
(43) Publication Date : 03/07/2015

(54) Title of the invention : CONTROL BOARD

(51) International classification :H02B1/56
(31) Priority Document No :2011212747
(32) Priority Date :28/09/2011
(33) Name of priority country :Japan
(86) International Application No :PCT/JP2012/060957
Filing Date :24/04/2012
(87) International Publication No :WO 2013/046778
(61) Patent of Addition to Application Number :NA
Filing Date :NA
(62) Divisional to Application Number :NA
Filing Date :NA

(71)**Name of Applicant :**
1)Mitsubishi Electric Corporation
Address of Applicant :7 3 Marunouchi 2 chome Chiyoda ku Tokyo 1008310 Japan
(72)**Name of Inventor :**
1)Onishi Kenji
2)ISHIKAWA Masahiro

(57) Abstract :
Provided is an easily produced control board having a strong cooling effect the control board being provided with: a board housing (7) provided with a door (13) for forming an enclosed space (19) relative to the outside and opening and closing an opening section on a front surface an exhaust outlet (17) being provided at the top; a device unit (11) having a base plate (1) on the back surface and adapted for housing a heat generating device; a partition wall (18) for partitioning the interior of the board housing (7) in the longitudinal direction formed combining a plurality of base plates (1) with each other in the direction in which the base plates extend by mounting a plurality of device units (11) alongside each other with the base plates (1) at the rear; a vertical ventilation path (20) passing in the vertical direction of the board housing (7) at the rear of the base plates (1) and communicating with the exhaust outlet (17) of the board housing (7); a vent (4) causing the front and back of the partition wall (18) in each of the device units (11) to be in communication; and an intake vent (14) provided on on the door (13) in the front surface position of each of the device units (11).

No. of Pages : 35 No. of Claims : 6

(12) PATENT APPLICATION PUBLICATION
(19) INDIA
(22) Date of filing of Application :08/04/2014
(21) Application No.2663/CHENP/2014 A
(43) Publication Date : 03/07/2015

(54) Title of the invention : METHOD FOR OPERATING AN ELECTRICAL POWER STEERING MECHANISM

(51) International classification :B62D5/04
(31) Priority Document No :10 2011 053 580.2
(32) Priority Date :14/09/2011
(33) Name of priority country :Germany
(86) International Application No :PCT/EP2012/062525
Filing Date :28/06/2012
(87) International Publication No :WO 2013/037524
(61) Patent of Addition to Application Number :NA
Filing Date :NA
(62) Divisional to Application Number :NA
Filing Date :NA

(71)**Name of Applicant :**
1)ZF LENKSYSTEME GMBH
Address of Applicant :Richard Bullinger Strae 77 73527 Schwbisch Gm¼nd Germany
(72)**Name of Inventor :**
1)BRENNER Peter

(57) Abstract :
Computer and function architecture for operating an electrical power steering mechanism characterised in that a control path (202) and a monitoring path (203) designed redundantly thereto are processed more or less in parallel on two assigned cores (Core1 Core2) of a redundant microcomputer (200) and computation differences within the control path (202) or the monitoring path (203) are detected at functional level by means of a comparator (204) and the results of individual calculation steps at granular level are detected by means of a core comparator (205) and upon a detected difference of the comparator (204) at functional level if the core comparator (205) has not diagnosed a computation error passes to emergency operation (206) in order to provide the further availability of at least one part of the steering support or the steering function for at least a certain period of time.

No. of Pages : 12 No. of Claims : 5

(12) PATENT APPLICATION PUBLICATION
(19) INDIA
(22) Date of filing of Application :08/04/2014
(21) Application No.2664/CHENP/2014 A
(43) Publication Date : 03/07/2015

(54) Title of the invention : PRODUCTION OF WHOLE GRAIN RICE SHREDDED PRODUCT

(51) International classification :A23L1/164,A23L1/10
(31) Priority Document No :61/546308
(32) Priority Date :12/10/2011
(33) Name of priority country :U.S.A.
(86) International Application No :PCT/US2012/060006
Filing Date :12/10/2012
(87) International Publication No :WO 2013/056081
(61) Patent of Addition to Application Number :NA
Filing Date :NA
(62) Divisional to Application Number :NA
Filing Date :NA

(71)**Name of Applicant :**
1)INTERCONTINENTAL GREAT BRANDS LLC
Address of Applicant :100 Deforest Avenue East Hanover New Jersey 07936 U.S.A.
(72)**Name of Inventor :**
1)KARWOWSKI Jan
2)VEMULAPALLI Vani
3)BAUMANN Barbara E.

(57) Abstract :
A method of preparing a whole grain rice shredded product is provided. The method includes the steps of combining water and a whole grain rice component the whole grain rice component comprising at least about 75% by weight rice or up to about 100% by weight rice cooking the whole grain rice component and water to form a cooked whole grain rice material cooling the cooked whole grain rice material tempering the cooked whole grain rice material for less than about 90 minutes to form a tempered whole grain rice material and shredding the tempered whole grain rice material to form continuous net like sheets of the whole grain rice shredded product.

No. of Pages : 32 No. of Claims : 17

(12) PATENT APPLICATION PUBLICATION
(19) INDIA
(22) Date of filing of Application :25/02/2013
(21) Application No.1528/CHENP/2013 A
(43) Publication Date : 03/07/2015

(54) Title of the invention : RECOMBINANT BACTERIUM AND USES THEREOF

(51) International classification :C12N1/21,A61K39/295,A61P31/04
(31) Priority Document No :61/368346
(32) Priority Date :28/07/2010
(33) Name of priority country :U.S.A.
(86) International Application No :PCT/CA2011/000848
Filing Date :28/07/2011
(87) International Publication No :WO 2012/012872
(61) Patent of Addition to Application Number :NA
Filing Date :NA
(62) Divisional to Application Number :NA
Filing Date :NA

(71)**Name of Applicant :**
1)NATIONAL RESEARCH COUNCIL OF CANADA
Address of Applicant :1200 Montreal Road Ottawa Ontario K1A 0R6 Canada
(72)**Name of Inventor :**
1)SAD Subash
2)KRISHNAN Lakshmi
3)TZELEPIS Fanny
4)ALCON Valeria
5)YOUNG Kevin G.

(57) Abstract :
The present invention relates to a recombinant bacterium expressing an antigen that is translocated to the cytosol of a host organism and uses thereof. To this end the present invention provides a recombinant bacterium comprising a nucleic acid encoding an antigen that is translocated to the cytosol of a host cell utilizing Type III secretion system. The recombinant bacterium is generally chosen from intracellular pathogens that reside in the phagosome and fail to induce rapid T cell activation. The translocated antigen may be a viral antigen a bacterial antigen or a tumour antigen. Methods of imparting immunity using the recombinant bacterium are also provided.

No. of Pages : 55 No. of Claims : 17

(12) PATENT APPLICATION PUBLICATION
(21) Application No.2039/CHE/2014 A
(19) INDIA
(22) Date of filing of Application :21/04/2014
(43) Publication Date : 03/07/2015

(54) Title of the invention : LIGHT SOURCE APPARATUS

(51) International classification :H01R13/00
(31) Priority Document No :2013-089501
(32) Priority Date :22/04/2013
(33) Name of priority country :Japan
(86) International Application No :NA
Filing Date :NA
(87) International Publication No : NA
(61) Patent of Addition to Application Number :NA
Filing Date :NA
(62) Divisional to Application Number :NA
Filing Date :NA

(71)**Name of Applicant :**
1)NICHIA CORPORATION
Address of Applicant :of 491-100, Oka, Kaminaka-cho, Anan-shi, Tokushima 774-8601, Japan
(72)**Name of Inventor :**
1)MATSUO, Hidenori
2)SASAMURO, Takashi
3)KONDO, Hideki

(57) Abstract :
A light source apparatus of the present invention has a plurality of semiconductor laser devices and a holding member; the semiconductor laser device includes: a semiconductor laser element; a placing body on which the semiconductor laser element is mounted; a substrate on which the placing body is biased to one side thereof; and a pair of terminals electrically connected to the semiconductor laser element, biased to the other side of the substrate and protruding from the substrate, and the holding member includes: holes aligned in at least a pair of rows; a thin-walled section on which the holes are arranged, the thin-walled section being formed by providing at least a pair of depressions on the other side; and a thick-walled section provided adjacent to the thin-walled section. The semiconductor laser device is mounted on one side of the holding member and the placing body of the semiconductor laser device is disposed on the thick-walled section, and the pair of terminals are exposed through the holes from the other side of the holding member.

No. of Pages : 29 No. of Claims : 11

(12) PATENT APPLICATION PUBLICATION
(19) INDIA
(22) Date of filing of Application :09/04/2014
(21) Application No.2683/CHENP/2014 A
(43) Publication Date : 03/07/2015

(54) Title of the invention : ARTIFICIAL LEATHER WITH IMPROVED FLEXING ENDURANCE PROPERTIES

(51) International classification :D06N3/00,D06N3/14
(31) Priority Document No :PCT/CN2011/079951
(32) Priority Date :21/09/2011
(33) Name of priority country :China
(86) International Application No :PCT/EP2012/067635
Filing Date :10/09/2012
(87) International Publication No :WO 2013/041397
(61) Patent of Addition to Application Number :NA
Filing Date :NA
(62) Divisional to Application Number :NA
Filing Date :NA

(71)**Name of Applicant :**
1)BASF SE
Address of Applicant :67056 Ludwigshafen Germany
(72)**Name of Inventor :**
1)REDL Franz Xaver
2)EMGE Andreas
3)FENG YueXia
4)CHEN Cheun Gwo
5)YANG Xiao Kun
6)REESE Oliver

(57) Abstract :
The present invention relates to a process for production of artificial leather comprising top coat polyurethane layer and optional substrate layer said process comprising i)providing a release layer ii)applying one or more than one layer of a top coat to the release layer to an overall top coat layer thickness in the range from 1 to 500 µm iii)applying first polyurethane system components comprising an isocyanate component (A) and a polyol component (B) to the top coat to form a first polyurethane layer wherein the isocyanate index of the first polyurethane system components is in the range from 101 to 140 iv) optionally applying further polyurethane system components to the first polyurethane layer to form further polyurethane layers v)optionally applying a substrate layer to the polyurethane system components vi)curing the polyurethane system components to form a polyurethane layer and vii)separating the release layer from the top coat wherein the overall thickness of the first and optionally further polyurethane layers is in the range from 0.01 to 20 mm and the polyurethane system components are solvent free. The present invention further relates to an artificial leather obtainable by such a process and to the use of the artificial leather as upper materials for footwear.

No. of Pages : 23 No. of Claims : 16

(12) PATENT APPLICATION PUBLICATION
(19) INDIA
(22) Date of filing of Application :09/04/2014
(21) Application No.2684/CHENP/2014 A
(43) Publication Date : 03/07/2015

(54) Title of the invention : NOVEL CATALYST TO INCREASE PROPYLENE YIELDS FROM A FLUID CATALYTIC CRACKING UNIT

(51) International classification :B01J29/40,B01J29/08,C07C11/06
(31) Priority Document No :13/231522
(32) Priority Date :13/09/2012
(33) Name of priority country :U.S.A.
(86) International Application No :PCT/US2012/055152
Filing Date :13/09/2012
(87) International Publication No :WO 2014/042641
(61) Patent of Addition to Application Number :NA
Filing Date :NA
(62) Divisional to Application Number :NA
Filing Date :NA

(71)**Name of Applicant :**
1)BASF CORPORATION
Address of Applicant :100 Park Avenue Florham Park NJ 09732 U.S.A.
(72)**Name of Inventor :**
1)HARRIS David H.

(57) Abstract :
A catalyst composition resulting in increased propylene yields during fluid catalytic cracking processes comprises (i) Y zeolite (ii) ZSM 5 zeolite and (iii) Beta zeolite.

No. of Pages : 23 No. of Claims : 20

(12) PATENT APPLICATION PUBLICATION
(21) Application No.2373/CHE/2014 A
(19) INDIA
(22) Date of filing of Application :12/05/2014
(43) Publication Date : 03/07/2015

(54) Title of the invention : REGULATING MEMBER INCLUDING A BALANCE, A BALANCE SPRING, A BALANCE SPRING STUD AND A STUD HOLDER AND AN ASSEMBLY FORMED OF A BALANCE SPRING STUD AND A STUD HOLDER

(51) International classification :G04B
(31) Priority Document No :13168076.1
(32) Priority Date :16/05/2013
(33) Name of priority country :EPO
(86) International Application No :NA
Filing Date :NA
(87) International Publication No : NA
(61) Patent of Addition to Application Number :NA
Filing Date :NA
(62) Divisional to Application Number :NA
Filing Date :NA

(71)**Name of Applicant :**
1)Blancpain SA
Address of Applicant :of Le Rocher 12, CH-1348, Le Brassus, Switzerland
(72)**Name of Inventor :**
1)CORDIER, Samuel

(57) Abstract :
The balance spring stud holder has a housing in the form of a groove arranged to longitudinally receive and position the stud. The housing is at least partially laterally closed by an elastic strip which is arranged to return the stud against the bottom of the groove so that the stud can be locked, when the stud is inserted into the housing between the elastic strip and the bottom of the groove.

No. of Pages : 14 No. of Claims : 8

(12) PATENT APPLICATION PUBLICATION
(19) INDIA
(22) Date of filing of Application :12/05/2014
(21) Application No.2374/CHE/2014 A
(43) Publication Date : 03/07/2015

(54) Title of the invention : ARC EXTINGUISHING CHAMBER FOR AN ELECTRIC PROTECTION APPARATUS AND ELECTRIC PROTECTION APPARATUS COMPRISING SAME

(51) International classification :H01H33/00
(31) Priority Document No :13 54423
(32) Priority Date :17/05/2013
(33) Name of priority country :France
(86) International Application No :NA
Filing Date :NA
(87) International Publication No : NA
(61) Patent of Addition to Application Number :NA
Filing Date :NA
(62) Divisional to Application Number :NA
Filing Date :NA

(71)**Name of Applicant :**
1)SCHNEIDER ELECTRIC INDUSTRIES SAS
Address of Applicant :of 35, rue Joseph Monier, F-92500 Rueil Malmaison, France
(72)**Name of Inventor :**
1)MOREAU, Luc
2)RONDOT, Lo¯c

(57) Abstract :
The present invention relates to an arc extinguishing chamber (7) of an electric protection apparatus comprising an arc formation chamber containing a stationary contact (4) and a movable contact (3) which, when they separate, form an arc (a) 10 between them, said arc formation chamber communicating with the inlet of a second chamber, called arc extinguishing chamber. This chamber is characterized in that it comprises a wall called balancing wall (14), substantially solid at least on its central part, said wall (14) being located downstream from the arc extinguishing chamber (9) and being formed and arranged with respect to the arc extinguishing chamber (9) in such a way as to slow down the exhaust flow of the breaking gases on the side i of the arc extinguishing chamber (9) where the gases go first, and enhancing flow of the exhaust gases on the opposite side j, the exhaust gases being stopped by the central part of the wall (14) and escaping via the edges (20) of the wall (14).

No. of Pages : 20 No. of Claims : 10

(12) PATENT APPLICATION PUBLICATION
(21) Application No.2375/CHE/2014 A
(19) INDIA
(22) Date of filing of Application :12/05/2014
(43) Publication Date : 03/07/2015

(54) Title of the invention : DEVICE FOR TESTING PRESSURE SENSORS FOR INTERNAL COMBUSTION ENGINES

(51) International classification :G01L
(31) Priority Document No :10 2013 105 039.5
(32) Priority Date :16/05/2013
(33) Name of priority country :Germany
(86) International Application No :NA
Filing Date :NA
(87) International Publication No : NA
(61) Patent of Addition to Application Number :NA
Filing Date :NA
(62) Divisional to Application Number :NA
Filing Date :NA

(71)**Name of Applicant :**
1)BorgWarner BERU Systems GmbH
Address of Applicant :of Mrikestrasse 155, D-71636 Ludwigsburg, Germany
(72)**Name of Inventor :**
1)MLLER, Jens
2)POTTIEZ, Christian
3)ALBAN, Thomas
4)B–SL, Xaver
5)KUNICK, Fabian
6)WSTENHAGEN, Dirk

(57) Abstract :
The invention relates to a device for testing pressure sensors for internal combustion engines, comprising a pressure chamber (1), which has an inlet opening, an outlet opening, and a test opening for receiving a pressure sensor (2) to be tested, a valve for opening and closing the inlet opening, and a valve for opening and closing the outlet opening. The valve for opening and closing the inlet opening comprises a rotatably mounted roll (3) as a closing element, said roll having a radially continuous bore hole (5), wherein the bore hole (5) is in line with the inlet opening in a first rotational angle position of the roll (3) and the roll (3) closes the inlet opening in a second rotational angle position.

No. of Pages : 12 No. of Claims : 10

(12) PATENT APPLICATION PUBLICATION
(19) INDIA
(22) Date of filing of Application :28/05/2014
(21) Application No.2617/CHE/2014 A
(43) Publication Date : 03/07/2015

(54) Title of the invention : METHOD AND APPARATUS FOR GASIFICATION

(51) International classification :C10J
(31) Priority Document No :13/912034
(32) Priority Date :06/06/2013
(33) Name of priority country :U.S.A.
(86) International Application No :NA
Filing Date :NA
(87) International Publication No : NA
(61) Patent of Addition to Application Number :NA
Filing Date :NA
(62) Divisional to Application Number :NA
Filing Date :NA

(71)**Name of Applicant :**
1)GENERAL ELECTRIC COMPANY
Address of Applicant :1 RIVER ROAD, SCHENECTADY, NEW YORK 12345 U.S.A.
(72)**Name of Inventor :**
1)DEPUY, RICHARD ANTHONY
2)NAPHADE, PRAVIN SADASHIV
3)DSOUZA, AVISH IVAN

(57) Abstract :
A gasification system includes a gasifier configured to gasify a feedstock and an oxidant to generate a producer gas, a steam generator configured to supply steam to the gasifier, and a combustion system configured to supply an exhaust gas to the steam generator to produce the steam. The system also includes an exhaust gas injection system located upstream of the gasifier and fluidly coupled to the gasifier. The exhaust gas injection system is configured to supply a portion of the exhaust gas from the combustion system to the gasifier.

No. of Pages : 26 No. of Claims : 21

(12) PATENT APPLICATION PUBLICATION
(21) Application No.2694/CHENP/2014 A
(19) INDIA
(22) Date of filing of Application :09/04/2014
(43) Publication Date : 03/07/2015

(54) Title of the invention : VEHICLE TURN SIGNAL SWITCH DEVICE

(51) International classification :B60Q1/40,H01H3/18,H01H25/04
(31) Priority Document No :2011200022
(32) Priority Date :13/09/2011
(33) Name of priority country :Japan
(86) International Application No :PCT/JP2012/067447
Filing Date :09/07/2012
(87) International Publication No :WO 2013/038786
(61) Patent of Addition to Application Number :NA
Filing Date :NA
(62) Divisional to Application Number :NA
Filing Date :NA

(71)**Name of Applicant :**
1)HONDA MOTOR CO. LTD.
Address of Applicant :1 1 Minami Aoyama 2 chome Minato ku Tokyo 1078556 Japan
(72)**Name of Inventor :**
1)SHIMADA Masahiko
2)URAKAWA Masatsugu

(57) Abstract :
Disclosed is a vehicle turn signal switch device whereby the production of knocking sounds by a cancellation pin (42) when a steering wheel (11) is turned in the direction of a turn signal is suppressed. A turn signal switch device (16) comprises a fixed member (21) and a movable plate (22). The cancellation pin (42) which is supported by the fixed member (21) and the movable plate (22) in such a manner that the cancellation pin can swing and move forward and backward relative to a cancellation cam (41) comprises a sliding contact surface (51) that is in sliding contact with the fixed member (21). The cancellation pin (42) is biased by a return spring (45) in the direction (A1) of the cancellation cam (41) and in the direction (A2) of the sliding contact of the sliding contact surface (51) with the fixed member (21).

No. of Pages : 27 No. of Claims : 5

(12) PATENT APPLICATION PUBLICATION
(19) INDIA
(22) Date of filing of Application :11/01/2010
(21) Application No.194/CHENP/2010 A
(43) Publication Date : 03/07/2015

(54) Title of the invention : MULTI-FUNCTION VEHICLE CANOPY

(51) International classification :B60J 7/12
(31) Priority Document No :NA
(32) Priority Date :NA
(33) Name of priority country :NA
(86) International Application No :PCT/CN2007/002207
Filing Date :19/07/2007
(87) International Publication No :WO/2009/009930
(61) Patent of Addition to Application Number :NA
Filing Date :NA
(62) Divisional to Application Number :NA
Filing Date :NA

(71)**Name of Applicant :**
1)TING San-Lang
Address of Applicant :No.73-6 Lane 2 DaXin Road Xihu Village Puyan Shiang Changhua county TAIWAN REPUBLIC OF CHINA. Taiwan
(72)**Name of Inventor :**
1)TING San-Lang

(57) Abstract :
A platform truck or trailer is equipped with a folding top including at least one piece of canvas supported on a collapsible framework. The collapsible framework includes two longitudinal tubes, a transverse tube extending between the longitudinal tubes, a motor connected to the transverse tube, and telescopic units. Each of the telescopic units includes an external tube connected to a related one of the longitudinal tubes, an internal tube inserted in the external tube, a threaded bolt located in the external and internal tubes and operatively connected to the motor, and a threaded sheath located in the internal tube and engaged with the threaded bolt.

No. of Pages : 15 No. of Claims : 12

(12) PATENT APPLICATION PUBLICATION
(19) INDIA
(22) Date of filing of Application :13/05/2014
(21) Application No.2390/CHE/2014 A
(43) Publication Date : 03/07/2015

(54) Title of the invention : COMPRESSED-AIR BRAKE LINE

(51) International classification :C08L
(31) Priority Document No :102013209126.5
(32) Priority Date :16/05/2013
(33) Name of priority country :Germany
(86) International Application No :NA
Filing Date :NA
(87) International Publication No : NA
(61) Patent of Addition to Application Number :NA
Filing Date :NA
(62) Divisional to Application Number :NA
Filing Date :NA

(71)**Name of Applicant :**
1)Evonik Industries AG
Address of Applicant :of Rellinghauser Strasse 1-11, 45128, Essen, Germany
(72)**Name of Inventor :**
1)BEYER, Michael
2)GAHLMANN, Klaus
3)B–ER, Michael
4)KUHMANN, Karl

(57) Abstract :
A compressed-air brake line which comprises the following layers: I. an external layer made of a moulding composition which comprises at least 50% by weight of PA 11 and/or PA12, and II. an internal layer made of a moulding composition which comprises at least 50% by weight of polyamide whose monomer units comprise on average at least 8 C atoms, with the exception of PA11 and PA12, can be produced at low cost; it has high bursting strength even at elevated temperature, good low-temperature impact resistance and good ageing resistance.

No. of Pages : 16 No. of Claims : 7

(12) PATENT APPLICATION PUBLICATION
(19) INDIA
(22) Date of filing of Application :19/05/2014
(21) Application No.2465/CHE/2014 A
(43) Publication Date : 03/07/2015

(54) Title of the invention : CONTROL METODS FOR POWER CONVERTERS

(51) International classification :H02M7/00
(31) Priority Document No :EP13168560.4
(32) Priority Date :21/05/2013
(33) Name of priority country :EPO
(86) International Application No :NA
Filing Date :NA
(87) International Publication No : NA
(61) Patent of Addition to Application Number :NA
Filing Date :NA
(62) Divisional to Application Number :NA
Filing Date :NA

(71)**Name of Applicant :**
1)GE ENERGY POWER CONVERSION TECHNOLOGY LTD
Address of Applicant :BOUGHTON ROAD, RUGBY, WARWICKSHIRE CV21 1BU U.K.
(72)**Name of Inventor :**
1)BUTCHER, MARTIN SAMUEL
2)BANHAMHALL, DOMINIC DAVID

(57) Abstract :
A method of operating a power converter arrangement includes a dc link and a dc load/source. An active rectifier/inverter is connected to the dc link and is adapted to provide a variable dc link voltage V\ between maximum and minimum limits. An interleaved buck converter having a plurality of converter circuits is connected between the dc link and the dc load/source Each converter circuit includes a first switch, a second switch and a reactor. The power converter arrangement is controlled according to a method where one or more null values of dc link voltage are determined with reference to the voltage V2 across the dc load. If a null value of dc link voltage is between the maximum and minimum limits, the active rectifier/inverter is controlled to provide a dc link voltage that is substantially the same as the null value of dc link voltage.

No. of Pages : 20 No. of Claims : 6

(12) PATENT APPLICATION PUBLICATION
(19) INDIA
(22) Date of filing of Application :09/04/2014
(21) Application No.2699/CHENP/2014 A
(43) Publication Date : 03/07/2015

(54) Title of the invention : DIVIDING WALL COLUMN FOR ALPHA METHYLSTYRENE AND CUMENE DISTILLATION

(51) International classification :B01D3/14
(31) Priority Document No :61/536517
(32) Priority Date :19/09/2011
(33) Name of priority country :U.S.A.
(86) International Application No :PCT/US2012/055925
Filing Date :18/09/2012
(87) International Publication No :WO 2013/043606
(61) Patent of Addition to Application Number :NA
Filing Date :NA
(62) Divisional to Application Number :NA
Filing Date :NA

(71)**Name of Applicant :**
1)KELLOGG BROWN & ROOT LLC
Address of Applicant :601 Jefferson Avenue Houston TX 77002 U.S.A.
(72)**Name of Inventor :**
1)BHARGAVE Manish
2)WONG Eric Wing tak

(57) Abstract :
Methods and systems for fractionating a crude alpha methylstyrene (AMS) feed using one or more dividing wall columns are provided. The method can include introducing a crude AMS to a fractionation column wherein the fractionation column contains a dividing wall disposed at least partially within the fractionation column such that an internal volume of the fractionation column is divided into at least a pre fractionation section and a main fractionation section. The crude AMS can be introduced to the pre fractionation section of the fractionation column. A light hydrocarbon can be withdrawn from the fractionation column at or proximal a first end thereof a side stream can be withdrawn from the main fractionation section of the fractionation column and a heavy hydrocarbon can be withdrawn from the fractionation column at or proximal the second end thereof.

No. of Pages : 33 No. of Claims : 20

(12) PATENT APPLICATION PUBLICATION
(21) Application No.2077/CHE/2014 A
(19) INDIA
(22) Date of filing of Application :23/04/2014
(43) Publication Date : 03/07/2015

(54) Title of the invention : METHODS AND SYSTEMS FOR MANAGING A TRAINING ARENA FOR TRAINING AN OPERATOR OF A HOST VEHICLE

(51) International classification :G09B9/00
(31) Priority Document No :IL225956
(32) Priority Date :25/04/2013
(33) Name of priority country :Israel
(86) International Application No :NA
Filing Date :NA
(87) International Publication No : NA
(61) Patent of Addition to Application Number :NA
Filing Date :NA
(62) Divisional to Application Number :NA
Filing Date :NA

(71)**Name of Applicant :**
1)ELBIT SYSTEMS LTD.
Address of Applicant :of Advanced Technology Center, P.O. Box 539, 31053 Haifa, Israel
(72)**Name of Inventor :**
1)LIVNEH, Ofer

(57) Abstract :
A method for managing a training arena for training an operator of a host vehicle, the method comprising the procedures of: generating a training arena model, said training arena model detailing real entities within said training arena, detailing virtual entities within said training arena, and detailing said host vehicle, said training arena model being generated at least according to pre-determined training data.

No. of Pages : 55 No. of Claims : 18

(12) PATENT APPLICATION PUBLICATION
(21) Application No.2078/CHE/2014 A
(19) INDIA
(22) Date of filing of Application :23/04/2014
(43) Publication Date : 03/07/2015

(54) Title of the invention : IMAGE COMPOSITING DEVICE AND IMAGE COMPOSITING METHOD

(51) International classification	:G06T11/00	(71)**Name of Applicant :**
(31) Priority Document No	:2013-91815	**1)MORPHO, INC.**
(32) Priority Date	:24/04/2013	Address of Applicant :of 2-6-1, Koraku, Bunkyo-ku, Tokyo 112-0004, Japan
(33) Name of priority country	:Japan	(72)**Name of Inventor :**
(86) International Application No	:NA	**1)INOMATA, Teppei**
Filing Date	:NA	**2)KATO, Kojiro**
(87) International Publication No	: NA	**3)SATOH, Masaki**
(61) Patent of Addition to Application Number	:NA	**4)KURIHARA, Kouta**
Filing Date	:NA	**5)KIMURA, Kazuki**
(62) Divisional to Application Number	:NA	**6)ONO, Ryo**
Filing Date	:NA	

(57) Abstract :
It is an object to generate a desired composite image in which a notion area of a subject is correctly composited. A difference image between a base target and an aligned swap target is generated (S1021) , and an extracted contour in the difference image is determined according to the active contour model (S1022) . The inner area of the contour and the outer area of the contour are painted with different colors to be color-coded so as to generate a mask image for alpha blending (Sl023). Using the mask image thus generated, the swap target that is aligned with respect to the base target is composited with the base target of the base image by alpha blending (S1024)

No. of Pages : 141 No. of Claims : 14

(12) PATENT APPLICATION PUBLICATION
(21) Application No.2376/CHE/2014 A
(19) INDIA
(22) Date of filing of Application :12/05/2014
(43) Publication Date : 03/07/2015

(54) Title of the invention : A COMPUTERISED SYSTEM AND METHOD FOR GENERATING A LIFE EXPECTANCY ANALYSIS REPORT RELATED TO A LOW OR MEDIUM VOLTAGE SWITCHING DEVICE

(51) International classification :G06F17/00
(31) Priority Document No :13168374.0
(32) Priority Date :17/05/2013
(33) Name of priority country :EPO
(86) International Application No :NA
Filing Date :NA
(87) International Publication No : NA
(61) Patent of Addition to Application Number :NA
Filing Date :NA
(62) Divisional to Application Number :NA
Filing Date :NA

(71)**Name of Applicant :**
1)ABB S.p.A.
Address of Applicant :of Via Vittor Pisani, 16, I-20124 Milano, Italy
(72)**Name of Inventor :**
1)DI VAIRA, Antonio
2)MANZONI, Marco

(57) Abstract :
The invention relates to a computerized system and method for generating a life expectancy analysis report related to a low or medium voltage switching device. In the computerized system and method of the invention: - first data (11) related to the operating status of said switching device are acquired; - a preliminary text file (101) is generated, in which said first data and first text patterns (21) are paged in a plurality of sections arranged according to a selectable paging format; - second data (12) related to the predicted life expectancy of said switching device are calculated depending on said first data (11); - a classification of said first data (11) and/or said second data (12) is performed; - predefined second text patterns (22) are selected and an association is created between said second text patterns (22) and said first data (11) and/or said second data; said first data (11), said second data (12), said first patterns (21) and/or said second text patterns (22) are merged in corresponding sections of said preliminary text file (101).

No. of Pages : 19 No. of Claims : 16

(12) PATENT APPLICATION PUBLICATION
(21) Application No.2697/CHENP/2014 A
(19) INDIA
(22) Date of filing of Application :09/04/2014
(43) Publication Date : 03/07/2015

(54) Title of the invention : TOILET SEAT HINGE

(51) International classification :A47K13/26,A47K13/12
(31) Priority Document No :61/535068
(32) Priority Date :15/09/2011
(33) Name of priority country :U.S.A.
(86) International Application No :PCT/US2012/055763
Filing Date :17/09/2012
(87) International Publication No :WO 2013/070322
(61) Patent of Addition to Application Number :NA
Filing Date :NA
(62) Divisional to Application Number :NA
Filing Date :NA

(71)**Name of Applicant :**
1)BEMIS MANUFACTURING COMPANY
Address of Applicant :300 Mill Street Sheboygan Falls WI 53085 U.S.A.
(72)**Name of Inventor :**
1)STELTER Michael
2)LE MAHIEU Brian
3)SEAMAN John

(57) Abstract :
A toilet seat hinge for mounting a toilet seat to a toilet bowl includes a hinge post (30) and a pin (34) extending through the hinge post and defining an axis. The pin is configured to attach the toilet seat to the hinge post for pivotal movement about the axis. The toilet seat hinge also includes a quick release mechanism (90) for releasably securing the hinge post (30) to the toilet bowl. The quick release mechanism includes a member (98) coupled to the pin (34) for pivotal movement about the axis. The member is pivotable about the axis between a first position in which the hinge post is secured to the toilet bowl and a second position in which the hinge post is released from the toilet bowl.

No. of Pages : 25 No. of Claims : 21

(12) PATENT APPLICATION PUBLICATION
(19) INDIA
(22) Date of filing of Application :09/04/2014
(21) Application No.2698/CHENP/2014 A
(43) Publication Date : 03/07/2015

(54) Title of the invention : METHODS AND SYSTEMS FOR CO PRODUCING A LOW METHANOL CONTENT ACETONE

(51) International classification :C07C49/00,C07C49/08
(31) Priority Document No :61/536529
(32) Priority Date :19/09/2011
(33) Name of priority country :U.S.A.
(86) International Application No :PCT/US2012/055930
Filing Date :18/09/2012
(87) International Publication No :WO 2013/043609
(61) Patent of Addition to Application Number :NA
Filing Date :NA
(62) Divisional to Application Number :NA
Filing Date :NA

(71)**Name of Applicant :**
1)KELLOGG BROWN & ROOT LLC
Address of Applicant :601 Jefferson Avenue Houston TX 77002 U.S.A.
(72)**Name of Inventor :**
1)WILKS Theodor R.
2)BHARGAVA Manish
3)WONG Eric Wing Tak

(57) Abstract :
Methods and systems for producing low methanol concentration acetone are provided. The method can include oxidizing and cleaving cumene to produce a crude acetone product. The crude acetone product can be neutralized in a neutralization unit to produce a neutralized crude acetone product. The neutralized crude acetone product can be fractionated in an acetone fractionation column to produce an acetone product and an acetone bottoms product. Methanol can be removed from the acetone bottoms product to produce a methanol depleted product. The methanol depleted product can be introduced to the neutralization unit a dephenolation unit or both.

No. of Pages : 26 No. of Claims : 20

(12) PATENT APPLICATION PUBLICATION
(19) INDIA
(22) Date of filing of Application :21/04/2014
(21) Application No.2040/CHE/2014 A
(43) Publication Date : 03/07/2015

(54) Title of the invention : DISTRIBUTED CONTROLLERS FOR A POWER ELECTRONICS CONVERTER

(51) International classification :H02M3/00
(31) Priority Document No :13164815.6
(32) Priority Date :23/04/2013
(33) Name of priority country :EPO
(86) International Application No :NA
Filing Date :NA
(87) International Publication No : NA
(61) Patent of Addition to Application Number :NA
Filing Date :NA
(62) Divisional to Application Number :NA
Filing Date :NA

(71)**Name of Applicant :**
1)ABB TECHNOLOGY AG
Address of Applicant :of Affolternstrasse 44, CH-8050 Z¼rich, Switzerland
(72)**Name of Inventor :**
1)DUJIC, Drazen
2)MESTER, Akos
3)CELLI, Roberto

(57) Abstract :
A distributed controller module (50) for controlling a power electronics building block (30) of a power electronics converter (10) comprises a plurality of gate drivers (78) for controlling power electronics switches of the power electronics building block (30); a first fiber optics communication interface (74) for communication with a central controller module (58); a second fiber optics communication interface (76) for communication with a second distributed controller module (50b) for controlling a second power electronics building block (32) of the power electronics converter (10); a processor unit (70) for controlling the gate drivers (78) and transmitting and receiving data via the first fiber optics communication interface (74) and the second fiber optics communication interface (76).

No. of Pages : 28 No. of Claims : 15

(12) PATENT APPLICATION PUBLICATION
(19) INDIA
(22) Date of filing of Application :09/01/2013
(21) Application No.218/CHENP/2013 A
(43) Publication Date : 03/07/2015

(54) Title of the invention : METHOD AND SYSTEM FOR ADJUSTING DISPLAY CONTENT

(51) International classification :G06F3/048,G06F1/16
(31) Priority Document No :12/852516
(32) Priority Date :08/08/2010
(33) Name of priority country :U.S.A.
(86) International Application No :PCT/US2011/046842
Filing Date :05/08/2011
(87) International Publication No :WO 2012/021417
(61) Patent of Addition to Application Number :NA
Filing Date :NA
(62) Divisional to Application Number :NA
Filing Date :NA

(71)**Name of Applicant :**
1)QUALCOMM Incorporated
Address of Applicant :Attn: International IP Administration 5775 Morehouse Drive San Diego California 92121 U.S.A.
(72)**Name of Inventor :**
1)BLOW Anthony T.
2)FORUTANPOUR Babak
3)GOODING Ted R.
4)BEDNAR David

(57) Abstract :
Methods and systems are provided for detecting a grip event on a touchscreen display and adjusting the displayed content based on the location of the grip event. The content that is covered by a grip event is identified and moved out from under the grip event by adjusting the displayed content layout. The area of the grip event may be determined to allow for adjusting the layout of the displayed. Alerts may be implemented to alert a user when there is a change in a content that is covered by a grip event. The grip event outline may be estimated and menu icons or icons may be positioned and displayed in close contour profile to estimated outline of the grip event. A grip event location may be suggested based on a user s touch habits or display content layout.

No. of Pages : 102 No. of Claims : 84

(12) PATENT APPLICATION PUBLICATION
(19) INDIA
(22) Date of filing of Application :10/04/2014
(21) Application No.2718/CHENP/2014 A
(43) Publication Date : 03/07/2015

(54) Title of the invention : AUCTION METHOD AND SERVER

(51) International classification :G06Q30/08
(31) Priority Document No :1020110092472
(32) Priority Date :14/09/2011
(33) Name of priority country :Republic of Korea
(86) International Application No :PCT/KR2012/001812
Filing Date :13/03/2012
(87) International Publication No :WO 2013/039284
(61) Patent of Addition to Application Number :NA
Filing Date :NA
(62) Divisional to Application Number :NA
Filing Date :NA

(71)**Name of Applicant :**
1)LEE Jeong Gab
Address of Applicant :101 710 Mido Apt. Daechi dong Gangnam gu Seoul 135 775 Republic of Korea
(72)**Name of Inventor :**
1)LEE Jeong Gab

(57) Abstract :
The present invention relates to an auction server and method in which bidders can enter into bidding for a product with bids ranging from a minimum price for the product submitted by a seller to a maximum price for the product thus enabling the seller and the bidders to autonomously determine the price of the product and the successful bid amount of the lowest successful bidder is applied as the asking price for all the successful bidders thus benefiting both the seller and the successful bidders. The auction method according to one embodiment of the present invention comprises: a step in which the auction server maintains a database containing for a particular product the maximum price the minimum price submitted by the seller and the number of products for successful bidding; a step in which the auction server receives from the bidders bid information containing bid amounts for the particular product ranging from the minimum price to the maximum price; a step in which if a pre set bidding time has elapsed the auction server compares the number of products for successful bidding and the bid information and thus can select the lowest successful bidder from among the bidders; and a step in which on the basis of the bid information for the lowest successful bidder the auction server applies the successful bid amount of the lowest successful bidder as the asking price for all of the successful bidders and requests payment.

No. of Pages : 35 No. of Claims : 10

(12) PATENT APPLICATION PUBLICATION
(19) INDIA
(22) Date of filing of Application :10/04/2014
(21) Application No.2719/CHENP/2014 A
(43) Publication Date : 03/07/2015

(54) Title of the invention : METHOD FOR OBTAINING OLEFINS FROM FURNACE GASES OF STEEL WORKS

(51) International classification :F27D17/00,C07C29/151
(31) Priority Document No :10 2011 113 547.6
(32) Priority Date :15/09/2011
(33) Name of priority country :Germany
(86) International Application No :PCT/EP2012/003371
Filing Date :07/08/2012
(87) International Publication No :WO 2013/037444
(61) Patent of Addition to Application Number :NA
Filing Date :NA
(62) Divisional to Application Number :NA
Filing Date :NA

(71)**Name of Applicant :**
1)LINDE AKTIENGESELLSCHAFT
Address of Applicant :Klosterhofstrasse 1 80331 M¼nchen Germany
(72)**Name of Inventor :**
1)SCH–DEL Nicole
2)HAIDEGGER Ernst
3)SCHMIGALLE Holger
4)G–KE Volker
5)SCHMADERER Harald

(57) Abstract :
The invention relates to a method for processing furnace gas (4) from a steel and/or iron works wherein said furnace gas (4) contains carbon dioxide and/or carbon monoxide and is at least partially integrated into a method (7) for the formation of dimethyl ether in conjunction with a hydrogen containing gas (2) whereby a DME containing product gas (8) is formed. At the outset of the method (7) for forming dimethyl ether a ratio of hydrogen to carbon monoxide weighted with the carbon dioxide concentration (formula (I)) of 0.9 to 1.1 is set and dimethyl ether is formed. The DME containing product gas (8) is integrated into a method (9) for converting dimethyl ether to olefins whereby an olefin containing product gas (10) is formed and wherein olefins (12) in particular ethylene and/or propylene is/are separated from the olefin containing product gas (10) by means of separating methods (11).

No. of Pages : 24 No. of Claims : 14

(12) PATENT APPLICATION PUBLICATION
(19) INDIA
(22) Date of filing of Application :23/05/2014
(21) Application No.2556/CHE/2014 A
(43) Publication Date : 03/07/2015

(54) Title of the invention : ELECTRICAL INSULATION SYSTEM

(51) International classification :H01B3/00
(31) Priority Document No :13/907102
(32) Priority Date :31/05/2013
(33) Name of priority country :U.S.A.
(86) International Application No :NA
Filing Date :NA
(87) International Publication No : NA
(61) Patent of Addition to Application Number :NA
Filing Date :NA
(62) Divisional to Application Number :NA
Filing Date :NA

(71)**Name of Applicant :**
1)GE ENERGY POWER CONVERSION TECHNOLOGY LTD
Address of Applicant :BOUGHTON ROAD, RUGBY, WARWICKSHIRE CV 21 1BU U.K.
(72)**Name of Inventor :**
1)YIN, WEIJUN
2)DURANTAY, LIONEL
3)GRIGNARD, JEAN FRANCOIS
4)ZHANG, LILI

(57) Abstract :
A system and a method are presented. The system includes an electrically conducting material and an electrical insulation system. The electrical insulation system includes a layered insulation tape that has a first layer and a second layer. The first layer includes a mica paper and a binder resin in a range from about 5 wt% to about 12 wt% of the insulation tape. The second layer includes a composite of layered nanoparticles dispersed in a polyetheretherketone (PEEK) matrix. The second layer laminates the first layer. The method includes attaching the first layer and the second layer with or without the addition of further resin; using the layered insulation tape as a turn insulation and ground wall insulation for an electrically conducting material; and impregnating the system with a nanofiller-incorporated resin by a vacuum pressure impregnation method, to form an insulation system within the system.

No. of Pages : 28 No. of Claims : 20

(12) PATENT APPLICATION PUBLICATION
(21) Application No.2701/CHENP/2014 A
(19) INDIA
(22) Date of filing of Application :09/04/2014
(43) Publication Date : 03/07/2015

(54) Title of the invention : GROUPING OF TILES FOR VIDEO CODING

(51) International classification :H04N7/26,H04N7/50
(31) Priority Document No :61/550833
(32) Priority Date :24/10/2011
(33) Name of priority country :U.S.A.
(86) International Application No :PCT/US2012/061663
Filing Date :24/10/2012
(87) International Publication No :WO 2013/063094
(61) Patent of Addition to Application Number :NA
Filing Date :NA
(62) Divisional to Application Number :NA
Filing Date :NA

(71)**Name of Applicant :**
1)QUALCOMM INCORPORATED
Address of Applicant :ATTN: International IP Administration 5775 Morehouse Drive San Diego California 92121 1714 U.S.A.
(72)**Name of Inventor :**
1)WANG Ye Kui
2)CHEN Ying
3)COBAN Muhammed Zeyd
4)KARCZEWICZ Marta

(57) Abstract :
Techniques described herein for coding video data include techniques for coding pictures partitioned into tiles in which each of the plurality of tiles in a picture is assigned to one of a plurality of tile groups. One example method for coding video data comprising a picture that is partitioned into a plurality tiles comprises coding video data in a bitstream and coding in the bitstream information that indicates one of a plurality of tile groups to which each of the plurality of tiles is assigned. The techniques for grouping tiles described herein may facilitate improved parallel processing for both encoding and decoding of video bitstreams improved error resilience and more flexible region of interest (ROI) coding.

No. of Pages : 63 No. of Claims : 51

(12) PATENT APPLICATION PUBLICATION
(21) Application No.2702/CHENP/2014 A
(19) INDIA
(22) Date of filing of Application :09/04/2014
(43) Publication Date : 03/07/2015

(54) Title of the invention : MAPPING STATES IN BINARY ARITHMETIC CODER FOR VIDEO CODING

(51) International classification :H04N7/26,H03M7/40
(31) Priority Document No :61/552426
(32) Priority Date :27/10/2011
(33) Name of priority country :U.S.A.
(86) International Application No :PCT/US2012/062087
Filing Date :26/10/2012
(87) International Publication No :WO 2013/063371
(61) Patent of Addition to Application Number :NA
Filing Date :NA
(62) Divisional to Application Number :NA
Filing Date :NA

(71)**Name of Applicant :**
1)QUALCOMM INCORPORATED
Address of Applicant :ATTN: International IP Administration 5775 Morehouse Drive San Diego California 92121 1714 U.S.A.
(72)**Name of Inventor :**
1)SOLE ROJALS Joel
2)KARCZEWICZ Marta

(57) Abstract :
This disclosure describes techniques for binary arithmetic coding in video coding and video encoders and decoders for performing such techniques. In some examples the techniques may support binary arithmetic coding that supports slower adaptation rates and accounts more extreme probabilities (i.e. probabilities closer to 0 and 1) while maintaining relatively small tables.

No. of Pages : 51 No. of Claims : 48

(12) PATENT APPLICATION PUBLICATION
(19) INDIA
(22) Date of filing of Application :09/04/2014
(21) Application No.2703/CHENP/2014 A
(43) Publication Date : 03/07/2015

(54) Title of the invention : USES FOR AND ARTICLE OF MANUFACTURE INCLUDING HER2 DIMERIZATION INHIBITOR PERTUZUMAB

(51) International classification :A61K39/395,A61K45/06,C07K16/32
(31) Priority Document No :61/547535
(32) Priority Date :14/10/2011
(33) Name of priority country :U.S.A.
(86) International Application No :PCT/US2012/059683
Filing Date :11/10/2012
(87) International Publication No :WO 2013/055874
(61) Patent of Addition to Application Number :NA
Filing Date :NA
(62) Divisional to Application Number :NA
Filing Date :NA

(71)**Name of Applicant :**
1)F. HOFFMANN LA ROCHE AG
Address of Applicant :Grenzacherstrasse 124 CH 4070 Basel Switzerland
(72)**Name of Inventor :**
1)ALAVATTAM Sreedhara
2)AMLER Lukas C.
3)DE TOLEDO PELIZON Christina H.
4)BENYUNES Mark C.
5)CLARK Emma L.
6)KWONG GLOVER Zephania W.
7)MITCHELL Lada
8)RATNAYAKE Jayantha
9)ROSS Graham A.
10)WALKER Ru Amir

(57) Abstract :
The present application describes uses for and articles of manufacture including Pertuzumab a first in class HER2 dimerization inhibitor. In particular the application describes methods for extending progression free survival in a HER2 positive breast cancer patient population; combining two HER2 antibodies to treat HER2 positive cancer without increasing cardiac toxicity; treating early stage HER2 positive breast cancer; treating HER2 positive cancer by co administering a mixture of Pertuzumab and Trastuzumab from the same intravenous bag; treating HER2 positive metastatic gastric cancer; treating HER2 positive breast cancer with Pertuzumab Trastuzumab and Vinorelbine; treating HER2 positive breast cancer with Pertuzumab Trastuzumab and aromatase inhibitor; and treating low HER3 ovarian primary peritoneal or fallopian tube cancer. It also describes an article of manufacture comprising a vial with Pertuzumab therein and a package insert providing safety and/or efficacy data thereon; a method of making the article of manufacture; and a method of ensuring safe and effective use of Pertuzumab related thereto. In addition the application describes an intravenous (IV) bag containing a stable mixture of Pertuzumab and Trastuzumab suitable for administration to a cancer patient.

No. of Pages : 159 No. of Claims : 72

(12) PATENT APPLICATION PUBLICATION
(21) Application No.2051/CHE/2014 A
(19) INDIA
(22) Date of filing of Application :22/04/2014
(43) Publication Date : 03/07/2015

(54) Title of the invention : ARC EXTINGUISHING UNIT FOR MOLDED CASE CIRCUIT

(51) International classification	:H01H9/00
(31) Priority Document No	:10-2013-0054563
(32) Priority Date	:14/05/2013
(33) Name of priority country	:Republic of Korea
(86) International Application No	:NA
Filing Date	:NA
(87) International Publication No	: NA
(61) Patent of Addition to Application Number	:NA
Filing Date	:NA
(62) Divisional to Application Number	:NA
Filing Date	:NA

(71)**Name of Applicant :**
1)LSIS CO., LTD.
Address of Applicant :1026-6, Hogye-Dong, Dongan-Gu, Anyang-Si, Gyeonggi-Do, Republic of Korea
(72)**Name of Inventor :**
1)SEO, In Su

(57) Abstract :
There is provided an arc extinguishing unit of a molded case circuit breaker (MCCB) having a structure in which grids and side plates forming an arc chamber are coupled in an inserted manner, facilitating an operation, and intervals of grids are uniformly maintained and a configuration of the grids is not damaged, thus maintaining stable performance and allowing for maintenance. The arc extinguishing unit of a molded case circuit breaker (MCCB) including a casing, a stator connected to a load or a power source, and a mover rotatably installed within the casing such that it is brought into contact with or separated from the stator, includes: a plurality of grids arranged at predetermined intervals in an outer side of a movement trace of the mover; a pair of side plates including two-stage flat plates having a step cross-section and including a first flat plate fixing one end portions of the grids to form an arc chute and a second flat plate forming an arc chamber together with a lower surface of the grids; and a pair of lateral magnets fixedly installed on rear surfaces of the second plates.

No. of Pages : 25 No. of Claims : 5

(12) PATENT APPLICATION PUBLICATION
(19) INDIA
(22) Date of filing of Application :28/04/2014
(21) Application No.2123/CHE/2014 A
(43) Publication Date : 03/07/2015

(54) Title of the invention : SUBSTRATE WITH SHAPED COOLING HOLES AND METHODS OF MANUFACTURE

(51) International classification :F23R3/00
(31) Priority Document No :13/875150
(32) Priority Date :01/05/2013
(33) Name of priority country :U.S.A.
(86) International Application No :NA
Filing Date :NA
(87) International Publication No : NA
(61) Patent of Addition to Application Number :NA
Filing Date :NA
(62) Divisional to Application Number :NA
Filing Date :NA

(71)**Name of Applicant :**
1)GENERAL ELECTRIC COMPANY
Address of Applicant :1 RIVER ROAD, SCHENECTADY, NEW YORK 12345 U.S.A.
(72)**Name of Inventor :**
1)GIBBONS, JOHN FRANKLIN
2)STARKWEATHER, JOHN HOWARD
3)BENNETT, WILLIAM THOMAS
4)URBANSKI, ANTHONY STEPHEN

(57) Abstract :
A substrate having one or more shaped effusion cooling holes formed therein. Each shaped cooling hole has a bore angled relative to an exit surface of the combustor liner. One end of the bore is an inlet formed in an inlet surface of the combustor liner. The other end of the bore is an outlet formed in the exit surface of the combustor liner. The outlet has a shaped portion that expands in only one dimension. Also methods for making the shaped cooling holes.

No. of Pages : 52 No. of Claims : 15

(12) PATENT APPLICATION PUBLICATION
(21) Application No.2125/CHE/2014 A
(19) INDIA
(22) Date of filing of Application :28/04/2014
(43) Publication Date : 03/07/2015

(54) Title of the invention : METHOD AND SYSTEM FOR AUTHENTICATING BIOMETRIC DATA OBTAINED FROM A FINGERPRINT OF A USER AND BIOMETRIC AUTHENTICATION SYSTEM

(51) International classification :G06K9/00
(31) Priority Document No :13/874,766
(32) Priority Date :01/05/2013
(33) Name of priority country :U.S.A.
(86) International Application No :NA
Filing Date :NA
(87) International Publication No : NA
(61) Patent of Addition to Application Number :NA
Filing Date :NA
(62) Divisional to Application Number :NA
Filing Date :NA

(71)**Name of Applicant :**
1)MITSUBISHI ELECTRIC CORPORATION
Address of Applicant :of 7-3, Marunouchi 2-chome, Chiyoda-ku, Tokyo 100-8310, Japan
(72)**Name of Inventor :**
1)RANE, Shantanu
2)GARG, Ravi

(57) Abstract :
A method for authenticating biometric data determines a first set of descriptors of a fingerprint. Each descriptor in the first set represents a region of the fingerprint that includes multiple minutiae. The method compares each descriptor in the first set of descriptors with each descriptor in a second set of descriptors to determine a number of matching descriptors and compares the number of matching descriptors with a threshold for authenticating the biometric data.

No. of Pages : 37 No. of Claims : 12

(12) PATENT APPLICATION PUBLICATION
(21) Application No.2257/CHE/2014 A
(19) INDIA
(22) Date of filing of Application :06/05/2014
(43) Publication Date : 03/07/2015

(54) Title of the invention : INDUCTIVE POWER TRANSMISSION DEVICE

(51) International classification	:H02J	(71)**Name of Applicant :**
(31) Priority Document No	:13 002 764.2	**1)FRIWO Gertebau GmbH**
(32) Priority Date	:28/05/2013	Address of Applicant :von-Liebig-Strae 11, 48246 Ostbevern, Germany
(33) Name of priority country	:EPO	(72)**Name of Inventor :**
(86) International Application No	:NA	**1)Tobias POMP**
Filing Date	:NA	
(87) International Publication No	: NA	
(61) Patent of Addition to Application Number	:NA	
Filing Date	:NA	
(62) Divisional to Application Number	:NA	
Filing Date	:NA	

(57) Abstract :
The present invention provides a power transmission device for inductive energy transfer. The power transmission device comprises a first stage adapted to be connected to a supply input voltage and adapted to convert the supply input voltage to an operating voltage. The power transmission device further includes a second stage comprising a resonant circuit connected to the first stage and adapted to generate an oscillating voltage from the operating voltage so as to generate a magnetic field for inductive transfer of energy from the power transmission device to a target device. A control circuit is connected to the second stage. The control circuit is adapted to detect a parameter value of the second stage and is adapted to start or stop amplification of the resonant circuit based on the detected parameter value.

No. of Pages : 37 No. of Claims : 17

(12) PATENT APPLICATION PUBLICATION
(21) Application No.2711/CHENP/2014 A
(19) INDIA
(22) Date of filing of Application :09/04/2014
(43) Publication Date : 03/07/2015

(54) Title of the invention : ADAPTIVE CONTROL CHANNEL DESIGN FOR BALANCING DATA PAYLOAD SIZE AND DECODING TIME

(51) International classification :H04L5/00
(31) Priority Document No :61/542764
(32) Priority Date :03/10/2011
(33) Name of priority country :U.S.A.
(86) International Application No :PCT/US2012/000450
Filing Date :03/10/2012
(87) International Publication No :WO 2013/052103
(61) Patent of Addition to Application Number :NA
Filing Date :NA
(62) Divisional to Application Number :NA
Filing Date :NA

(71)**Name of Applicant :**
1)QUALCOMM INCORPORATED
Address of Applicant :5775 Morehouse Drive Attn: International IP Administration San Diego CA 92121 U.S.A.
(72)**Name of Inventor :**
1)GAAL Peter

(57) Abstract :
A method of wireless communication includes allocating transport blocks to a control channel region as a function of the size of the transport block. The user equipment (UE) monitors at least two different control regions in a subframe for control information. The monitored control regions do not overlap in time. The UE receives a subframe including control information in at least one of the two different control regions.

No. of Pages : 46 No. of Claims : 36

(12) PATENT APPLICATION PUBLICATION
(19) INDIA
(22) Date of filing of Application :04/01/2013
(21) Application No.115/CHENP/2013 A
(43) Publication Date : 03/07/2015

(54) Title of the invention : MOBILE DEVICE BASED CONTENT MAPPING FOR AUGMENTED REALITY ENVIRONMENT

(51) International classification :G06T19/00
(31) Priority Document No :12/818014
(32) Priority Date :17/06/2010
(33) Name of priority country :U.S.A.
(86) International Application No :PCT/US2011/040969
Filing Date :17/06/2011
(87) International Publication No :WO 2011/160076
(61) Patent of Addition to Application Number :NA
Filing Date :NA
(62) Divisional to Application Number :NA
Filing Date :NA

(71)**Name of Applicant :**
1)QUALCOMM Incorporated
Address of Applicant :Attn: International Ip Administration 5775 Morehouse Drive San Diego California 92121 1714 U.S.A.
(72)**Name of Inventor :**
1)KONERTZ Anne Katrin
2)KEATING Virginia Walker

(57) Abstract :
Methods apparatuses and systems are provided to facilitate the deployment of media content within an augmented reality environment. In at least one implementation a method is provided that includes extracting a three dimensional feature of a real world object captured in a camera view of a mobile device and attaching a presentation region for a media content item to at least a portion of the three dimensional feature responsive to a user input received at the mobile device.

No. of Pages : 51 No. of Claims : 23

(12) PATENT APPLICATION PUBLICATION
(21) Application No.1615/CHE/2013 A
(19) INDIA
(22) Date of filing of Application :09/04/2013
(43) Publication Date : 03/07/2015

(54) Title of the invention : PHARMACEUTICAL COMPOSITION OF TENOFOVIR DISOPROXIL OXALATE

(51) International classification :A61K
(31) Priority Document No :NA
(32) Priority Date :NA
(33) Name of priority country :NA
(86) International Application No :NA
Filing Date :NA
(87) International Publication No : NA
(61) Patent of Addition to Application Number :NA
Filing Date :NA
(62) Divisional to Application Number :NA
Filing Date :NA

(71)**Name of Applicant :**
1)AIZANT DRUG RESEARCH SOLUTIONS PRIVATE LIMITED
Address of Applicant :SY NO. 172 & 173, APPAREL PARK ROAD, DULAPALLY VILLAGE, QUTHBULLAPUR MANDAL, HYDERABAD - 500 014 Andhra Pradesh India
(72)**Name of Inventor :**
1)PAVAN KUMAR ALLURI
2)SUBHASH CHANDRA BOSE MYLAMALA
3)SUSHEEL PRAKASH UPPALA
4)SANTHOSH REDDY KUCHANPALLY
5)NAGARAJU DONTIKA
6)RAGHUPATHI KANDARAPU
7)VARMA S. RUDRARAJU

(57) Abstract :
Abstract The present invention relates to a pharmaceutical composition comprising an active agent containing effective amount of tenofovir disoproxil oxalate and optionally other anti-HIV drugs. The invention also relates to a pharmaceutical composition comprising an active agent containing effective amount of tenofovir disoproxil oxalate, wherein the active agent is present in an amount of more than 35% by weight based on the total weight of the pharmaceutical composition.

No. of Pages : 21 No. of Claims : 10

(12) PATENT APPLICATION PUBLICATION
(21) Application No.2260/CHE/2014 A
(19) INDIA
(22) Date of filing of Application :06/05/2014
(43) Publication Date : 03/07/2015

(54) Title of the invention : CONTROL DEVICE FOR AIR CONDITIONING SYSTEM OF MOTOR VEHICLE

(51) International classification :B60H
(31) Priority Document No :2013-108288
(32) Priority Date :22/05/2013
(33) Name of priority country :Japan
(86) International Application No :NA
Filing Date :NA
(87) International Publication No : NA
(61) Patent of Addition to Application Number :NA
Filing Date :NA
(62) Divisional to Application Number :NA
Filing Date :NA

(71)**Name of Applicant :**
1)SUZUKI MOTOR CORPORATION
Address of Applicant :300, Takatsuka-cho, Minami-ku, Hamamatsu-shi, Shizuoka-ken, Japan
(72)**Name of Inventor :**
1)Hideki HASHIGAYA
2)Kensuke MOMOSE

(57) Abstract :
A control device for an air conditioning system of a motor vehicle which prevents the lowing of a heating temperature at a time of the idling stop and improves a comfortableness of a passenger at a time of the idling stop is provided. The air conditioner ECU 24 calculates the radiating heat amount of the heater core 14 from the air flow amount of the blower fan 12 and the temperature detected by the evaporator temperature sensor 18, and calculates the driving speed toward the heating side of the air mixing damper 16 that does not lower the heating temperature in accordance with the radiating heat amount calculated. At the same time, whether the control of the air mixing damper 16 is to be executed or not is judged depending on whether the heating is necessary or not, whether the air mixing damper 16 is in the maximum heating or not, and whether it is during the idling stop or not, and in case of executing, the air mixing damper 16 is driven toward the heating side at the driving speed calculated.

No. of Pages : 29 No. of Claims : 7

(12) PATENT APPLICATION PUBLICATION
(21) Application No.2261/CHE/2014 A
(19) INDIA
(22) Date of filing of Application :06/05/2014
(43) Publication Date : 03/07/2015

(54) Title of the invention : SEDIMENTATION DEVICE FOR SEPARATING A MATERIAL MIX AND METHOD FOR REMOVING SEDIMENT FROM A SEDIMENTATION DEVICE

(51) International classification	:B01D21/00	(71)**Name of Applicant :**
(31) Priority Document No	:10 2013 209 282.2	**1)KRONES AG** Address of Applicant :Bhmerwaldstr. 5, 93073 Neutraubling, Germany
(32) Priority Date	:21/05/2013	(72)**Name of Inventor :**
(33) Name of priority country	:Germany	**1)Thomas FRIEDLAENDER**
(86) International Application No	:NA	
Filing Date	:NA	
(87) International Publication No	: NA	
(61) Patent of Addition to Application Number	:NA	
Filing Date	:NA	
(62) Divisional to Application Number	:NA	
Filing Date	:NA	

(57) Abstract :
The invention relates to a sedimentation device (1, 15, 29) for separating a material mix, preferably plastic flakes, the sedimentation device comprising: a sedimentation basin (2, 16, 30) which is configured to receive the material mix and a liquid, for example water; an inlet (5, 19, 34) which is configured to introduce the material mix and/or the liquid into the sedimentation basin; an outlet (7, 21, 36) which is configured to remove sediment from the sedimentation basin; at least one stilling plate (10-14, 24-28, 39-43) within the sedimentation basin, where the at least one stilling plate is configured as ultrasonic oscillating element. The invention moreover relates to a method for removing sediment from a sedimentation device according to the invention.

No. of Pages : 13 No. of Claims : 11

(12) PATENT APPLICATION PUBLICATION
(19) INDIA
(22) Date of filing of Application :10/04/2014
(21) Application No.2727/CHENP/2014 A
(43) Publication Date : 03/07/2015

(54) Title of the invention : ADDITIVE COMPOSITION COMPRISING IT AND USE THEREOF

(51) International classification :C09D5/16
(31) Priority Document No :11184892.5
(32) Priority Date :12/10/2011
(33) Name of priority country :EPO
(86) International Application No :PCT/EP2012/070269
Filing Date :12/10/2012
(87) International Publication No :WO 2013/053895
(61) Patent of Addition to Application Number :NA
Filing Date :NA
(62) Divisional to Application Number :NA
Filing Date :NA

(71)**Name of Applicant :**
1)INEOS EUROPE AG
Address of Applicant :Avenue des Uttins 3 Rolle CH 1180 Vaud Switzerland
(72)**Name of Inventor :**
1)WALLS Christopher
2)BUNNEY Andrew John
3)NEWTON Maurice Sydney

(57) Abstract :
An antifoul composition especially for use in vinyl chloride polymerisation comprising a) at least one poly acrylate (co) polymer binder and b) at least one of (i) a cross linked product formed by reacting formaldehyde and a phenol (ii) a phenol/formaldehyde condensate (iii) a condensation product formed by reaction of an effective 1 naphthol and formaldehyde and (iv) a product based on naphthenic molecules substituted with sulfur compounds at at least one position on the aromatic structure and (v) the composition optionally comprising less than 2wt% preferably less than lwt% 0.5wt% polyvinyl acetate or partially hydrolysed polyvinyl acetate.

No. of Pages : 40 No. of Claims : 17

(12) PATENT APPLICATION PUBLICATION
(21) Application No.1962/CHE/2014 A
(19) INDIA
(22) Date of filing of Application :15/04/2014
(43) Publication Date : 03/07/2015

(54) Title of the invention : FUEL SUPPLY APPARATUS

(51) International classification :F04D29/00
(31) Priority Document No :2013-241526
(32) Priority Date :22/11/2013
(33) Name of priority country :Japan
(86) International Application No :NA
Filing Date :NA
(87) International Publication No : NA
(61) Patent of Addition to Application Number :NA
Filing Date :NA
(62) Divisional to Application Number :NA
Filing Date :NA

(71)**Name of Applicant :**
1)MITSUBISHI ELECTRIC CORPORATION
Address of Applicant :of 7-3, Marunouchi 2-chome, Chiyoda-ku, Tokyo 100-8310, Japan
(72)**Name of Inventor :**
1)HAMATANI, Yutaro

(57) Abstract :
A fuel pump is formed of a pump base having a fuel suction port and a fuel discharge port, and an impeller applying pressure to fuel sucked in from the fuel suction port of the pump base by rotation and having multiple impeller vanes that send out the fuel from the fuel discharge port. Herein, let A be a point on the impeller vane that intersects first with the fuel discharge port of the pump base and B be a point that intersects last with the fuel discharge port of the pump base, C be a point in the fuel discharge port of the pump base that intersects first with the impeller vane and D be a point that intersects last with the impeller vane, and O be a rotation center of the impeller, then, a relation of an angle 1 yielded between lines CA and OS and an angle 2 yielded between lines OC and OD is expressed as: 01 + 02 360°/the number of vanes.

No. of Pages : 70 No. of Claims : 6

(12) PATENT APPLICATION PUBLICATION
(19) INDIA
(22) Date of filing of Application :14/05/2014
(21) Application No.2402/CHE/2014 A
(43) Publication Date : 03/07/2015

(54) Title of the invention : VARIABLE DISCHARGE COMPRESSOR

(51) International classification :H02P
(31) Priority Document No :1310685.1
(32) Priority Date :14/06/2013
(33) Name of priority country :U.K.
(86) International Application No :NA
Filing Date :NA
(87) International Publication No : NA
(61) Patent of Addition to Application Number :NA
Filing Date :NA
(62) Divisional to Application Number :NA
Filing Date :NA

(71)**Name of Applicant :**
1)FORD GLOBAL TECHNOLOGIES, LLC
Address of Applicant :Suite 800, 330 Town Center Drive, Dearborn, Michigan 48126 U.S.A.
(72)**Name of Inventor :**
1)CRISP, Nicholas Dashwood
2)ROWLAND, Mike
3)KUECHLER, Peter Douglas

(57) Abstract :
A method of controlling a compressor, the method comprising: regulating the discharge capacity of the compressor by means of a control current that is supplied to a control device; holding the control current supplied to the control device at substantially 0 Amps for a first time period (1); and stepping the control current from 0 Amps up to a minimum value that provides a sustainable level of a performance parameter of the compressor.

No. of Pages : 11 No. of Claims : 14

(12) PATENT APPLICATION PUBLICATION
(21) Application No.2651/CHENP/2014 A
(19) INDIA
(22) Date of filing of Application :08/04/2014
(43) Publication Date : 03/07/2015

(54) Title of the invention : A PATIENT INTERFACE DEVICE FOR BEING CONNECTED TO A PATIENT S RESPIRATORY SYSTEM AND ASSOCIATED METHODS

(51) International classification :A61M16/06
(31) Priority Document No :61/549884
(32) Priority Date :21/10/2011
(33) Name of priority country :U.S.A.
(86) International Application No :PCT/IB2012/055659
Filing Date :17/10/2012
(87) International Publication No :WO 2013/057672
(61) Patent of Addition to Application Number :NA
Filing Date :NA
(62) Divisional to Application Number :NA
Filing Date :NA

(71)**Name of Applicant :**
1)KONINKLIJKE PHILIPS N.V.
Address of Applicant :High Tech Campus 5 NL 5656 AE Eindhoven Netherlands
(72)**Name of Inventor :**
1)PASTOOR Sander Theodoor
2)BUSTRAAN Krijn Frederik
3)GROB Timon Rutger
4)VONCKEN Rudolf Maria Jozef

(57) Abstract :
A patient interface device is described for delivering a gas to a patient the patient interface comprising a fastening means for fastening the patient interface to the user the fastening means consisting of an element adapted for engaging the user s nose during use wherein the fastening means is adapted for being fixed to said nose by exerting a pressure on said nose substantially in the width direction of said nose; and associated method.

No. of Pages : 23 No. of Claims : 15

(12) PATENT APPLICATION PUBLICATION
(19) INDIA
(22) Date of filing of Application :10/04/2014
(21) Application No.2734/CHENP/2014 A
(43) Publication Date : 03/07/2015

(54) Title of the invention : HIGH STRENGTH HOT DIP GALVANISED STEEL STRIP

(51) International classification :C21D1/20,C21D9/46,C22C38/04
(31) Priority Document No :11007431.7
(32) Priority Date :13/09/2011
(33) Name of priority country :EPO
(86) International Application No :PCT/EP2012/003823
Filing Date :12/09/2012
(87) International Publication No :WO 2013/037485
(61) Patent of Addition to Application Number :NA
Filing Date :NA
(62) Divisional to Application Number :NA
Filing Date :NA

(71)**Name of Applicant :**
1)TATA STEEL IJMUIDEN B.V.
Address of Applicant :P.O. Box 10000 NL 1970 CA IJmuiden Netherlands
(72)**Name of Inventor :**
1)ENNIS Bernard Leo

(57) Abstract :
The invention relates to a high strength hot dip galvanised steel strip consisting in mass percent of the following elements: 0.13 0.19 % C 1.70 2.50 % Mn max 0.15 % Si 0.40 1.00 % Al 0.05 0.25 % Cr 0.01 0.05 % Nb max 0.10 % P max 0.004 % Ca max 0.05 % S max 0.007 % N and optionally at least one of the following elements: max 0.50 % Ti max 0.40 % V max 0.50 % Mo max 0.50 % Ni max 0.50 % Cu max 0.005 % B the balance being Fe and inevitable impurities wherein 0.40 % < Al + Si < 1.05 % and Mn + Cr > 1.90 %. This steel offers improved formability at a high strength has a good weldability and surface quality together with a good producability and coatability.

No. of Pages : 17 No. of Claims : 15

(12) PATENT APPLICATION PUBLICATION
(19) INDIA
(22) Date of filing of Application :10/04/2014
(21) Application No.2735/CHENP/2014 A
(43) Publication Date : 03/07/2015

(54) Title of the invention : CLOCK MOVEMENT COMPRISING A BARREL HAVING A SMALL CORE DIAMETER

(51) International classification :G04B1/16,G04B1/18,G04B33/14
(31) Priority Document No :11181351.5
(32) Priority Date :15/09/2011
(33) Name of priority country :EPO
(86) International Application No :PCT/EP2012/067910
Filing Date :13/09/2012
(87) International Publication No :WO 2013/037868
(61) Patent of Addition to Application Number :NA
Filing Date :NA
(62) Divisional to Application Number :NA
Filing Date :NA

(71)**Name of Applicant :**
1)ETA SA MANUFACTURE HORLOGˆRE SUISSE
Address of Applicant :Schild Rust Strasse 17 CH 2540 Grenchen Switzerland
(72)**Name of Inventor :**
1)KAELIN Laurent
2)WYSSBROD Baptist
3)QUEVAL Arthur

(57) Abstract :
The invention relates to a clock movement (100) comprising a plate (10) and a bridge (11) supporting a barrel (1) that comprises a barrel spring (2) between a drum (3) and a surface (5) for receiving a core (4) and a cover (7) attached to said drum (3). Said spring (2) is made from a multiphase cobalt/nickel/chrome alloy the Young s modulus of which is between 200 and 240 GPa and the shear modulus of which is between 80 and 100 GPa and the ratio of the width/thickness thereof is between 3 and 23 wherein the maximum radius of said steel or stainless steel core (4) relative to the pivot axis thereof (D) is less than nine times the maximum thickness of said spring (2) and said movement (100) comprises a means for limiting play which comprises a chock ring (70) which is separate from said core (4) and which is guided by a bearing (44) of the latter.

No. of Pages : 32 No. of Claims : 20

(12) PATENT APPLICATION PUBLICATION
(21) Application No.2669/CHENP/2014 A
(19) INDIA
(22) Date of filing of Application :08/04/2014
(43) Publication Date : 03/07/2015

(54) Title of the invention : REVERSE CIRCULATION BIT ASSEMBLY

(51) International classification :E21B10/32,E21B10/62
(31) Priority Document No :61/548037
(32) Priority Date :17/10/2011
(33) Name of priority country :U.S.A.
(86) International Application No :PCT/US2012/060647
Filing Date :17/10/2012
(87) International Publication No :WO 2013/059344
(61) Patent of Addition to Application Number :NA
Filing Date :NA
(62) Divisional to Application Number :NA
Filing Date :NA

(71)**Name of Applicant :**
1)ATLAS COPCO SECOROC LLC
Address of Applicant :1600 South Great Southwest Parkway Grand Prairie TX 75051 U.S.A.
(72)**Name of Inventor :**
1)JONES Mark L.
2)CURRY Kenneth M.
3)ROSS Jeffery T.
4)JOHNSON Kyle E.

(57) Abstract :
A drill bit assembly for boring including a drill bit and a bit sub. A front bit end has a plurality cutting elements at a forward face of the front bit end and a first fluid return passage extending through the drill bit to a rear bit end. The bit sub couples to the rear bit end. The bit sub includes a bore disposed at a front sub end sized and shaped to receive the rear bit end of the drill bit. A plurality of legs extends from a mid sub region toward the front sub end between pairs of cutting elements. The plurality of legs has a fluid delivery passage disposed therein with the fluid delivery passage extending from the plurality of legs to a rear sub bit end. The bit sub has a second fluid return passage connecting the first fluid return passage to the rear sub bit end.

No. of Pages : 35 No. of Claims : 22

(12) PATENT APPLICATION PUBLICATION
(19) INDIA
(22) Date of filing of Application :10/04/2014
(21) Application No.2737/CHENP/2014 A
(43) Publication Date : 03/07/2015

(54) Title of the invention : STERILE FLUID PATHWAY CONNECTION TO DRUG CONTAINERS FOR DRUG DELIVERY PUMPS

(51) International classification :A61M5/168,A61M5/158,A61M5/142
(31) Priority Document No :61/534059
(32) Priority Date :13/09/2011
(33) Name of priority country :U.S.A.
(86) International Application No :PCT/US2012/054861
Filing Date :12/09/2012
(87) International Publication No :WO 2013/040032
(61) Patent of Addition to Application Number :NA
Filing Date :NA
(62) Divisional to Application Number :NA
Filing Date :NA

(71)**Name of Applicant :**
1)UNITRACT SYRINGE PTY LTD
Address of Applicant :Suite 3 Level 11 1 Chifley Square Sydney New South Wales 2000 Australia
(72)**Name of Inventor :**
1)OCONNOR Sean M.
2)HANSON Ian B.
3)BENTE IV Paul F.
4)RAMASWAMY Rajan
5)CODD Daniel S.
6)BEAVER Scott W.
7)BOKELMAN Kevin L.
8)LOVE John C.

(57) Abstract :
A user initiated fluid pathway connection 300 includes: a connection hub 310 a piercing member 330 a sterile sleeve 320 and a drug container 50 having a cap 52 a pierceable seal 56 a barrel 58 and a plunger seal 60 wherein the piercing member 330 is initially retained within the sterile sleeve 320 between the connection hub 310 and the pierceable seal 56 of the drug container 50. The connection hub 3310 may include an internal aperture 3310D within the connection hub 3310 which functions as a flow restrictor and wherein a piercing member 3330 is connected to one end of the internal aperture 3310D and a fluid conduit 3030 is connected to another end of the internal aperture 3310D. A drug delivery pump 10 with integrated sterility maintenance features includes a housing 12 upon which an activation mechanism 14 an insertion mechanism 200 a fluid pathway connection 300 as described above a power and control system 400 and a drive mechanism 100 connected to a drug container 50 are mounted. Methods of assembly and operation are also provided.

No. of Pages : 35 No. of Claims : 30

(12) PATENT APPLICATION PUBLICATION
(19) INDIA
(22) Date of filing of Application :10/04/2014
(21) Application No.2738/CHENP/2014 A
(43) Publication Date : 03/07/2015

(54) Title of the invention : TIMEPIECE BARREL ASSEMBLY HAVING A SMALL CORE DIAMETER

(51) International classification :G04B1/16,G04B1/18,G04B1/14
(31) Priority Document No :11181352.3
(32) Priority Date :15/09/2011
(33) Name of priority country :EPO
(86) International Application No:PCT/EP2012/067913
Filing Date :13/09/2012
(87) International Publication No :WO 2013/037870
(61) Patent of Addition to Application Number :NA
Filing Date :NA
(62) Divisional to Application Number :NA
Filing Date :NA

(71)**Name of Applicant :**
1)ETA SA MANUFACTURE HORLOGˆRE SUISSE
Address of Applicant :Schild Rust Strasse 17 CH 2540 Grenchen Switzerland
(72)**Name of Inventor :**
1)KAELIN Laurent
2)WYSSBROD Baptist
3)QUEVAL Arthur

(57) Abstract :
The invention relates to a timepiece barrel assembly (1) comprising a barrel mainspring (2) mounted between a barrel drum (3) and a surface (5) for receiving a barrel core coaxial to said drum (3). Said spring (2) is made from a multiphase cobalt/nickel/chrome alloy having a Young s modulus of between 200 and 240 GPa and a shear modulus of between 80 and 100 GPa and having a width/thickness ratio of between 9 and 21 and the maximum radius of said core (4) which is made of steel relative to the swivel axis thereof (D) is less than nine times the maximum thickness of said spring (2) and said barrel assembly (1) comprises at said spring (2) or said drum (3) a means (6) for limiting the longitudinal play between said drum (3) and said mainspring (2) in the direction of said swivel axis (D).

No. of Pages : 21 No. of Claims : 15

(12) PATENT APPLICATION PUBLICATION
(21) Application No.2739/CHENP/2014 A
(19) INDIA
(22) Date of filing of Application :10/04/2014
(43) Publication Date : 03/07/2015

(54) Title of the invention : POLYMERIZATION PROCESSES WITH FRESH ETHYLENE DISTRIBUTIONS FOR PREPARATION OF LOW DENSITY ETHYLENE BASED POLYMERS

(51) International classification :C08F10/02,C08F2/34
(31) Priority Document No :61/548996
(32) Priority Date :19/10/2011
(33) Name of priority country :U.S.A.
(86) International Application No :PCT/US2012/059469
Filing Date :10/10/2012
(87) International Publication No :WO 2013/059042
(61) Patent of Addition to Application Number :NA
Filing Date :NA
(62) Divisional to Application Number :NA
Filing Date :NA

(71)**Name of Applicant :**
1)DOW GLOBAL TECHNOLOGIES LLC
Address of Applicant :2040 Dow Center Midland MI 48674 U.S.A.
(72)**Name of Inventor :**
1)ZSCHOCH Werner
2)BERBEE Otto J.
3)HOSMAN Cornelis J.

(57) Abstract :
The invention provides a high pressure polymerization process to form an ethylene based polymer the process comprising at least the following steps: feeding ethylene to a first reaction zone and to one or more subsequent reaction zones and wherein for each subsequent reaction zone that receives fresh ethylene the ratio Rn (n = reaction zone number n>1) of mass fraction of fresh ethylene fed to the first reaction zone (RZ1) to mass fraction of fresh ethylene fed to the nth reaction zone (RZn) is (Rn = RZ1/RZn) greater than 1 or is from 0 to 0.30 and wherein the total amount of ethylene fed to the polymerization process derives from at least one fresh ethylene stream and at least one recycled ethylene stream and wherein the at least one recycled ethylene stream comprises at least one chain transfer agent and/or comprises at greater than or equal to 1 weight % based on total amount of components in recycled ethylene stream of one or more non ethylene components and/or CTA(s); and wherein the inlet feed to each reaction zone comprises less than 5 weight ppm oxygen based on the total weight of mass flows fed to the reaction zone. The invention also provides a high pressure polymerization process to form an ethylene based polymer the process comprising at least the following steps: feeding ethylene to a first reaction zone and to one or more subsequent reaction zones and wherein 100 weight percent of the total amount of fresh ethylene fed to the polymerization process is fed to the first reaction zone and wherein the total amount of ethylene fed to the polymerization process derives from at least one fresh ethylene stream and at least one recycled ethylene stream and wherein the at least one recycled ethylene stream comprises at least one chain transfer agent and/or comprises at greater than or equal to 1 weight % based on total amount of components in recycled ethylene stream of one or more non ethylene components and/or CTA(s); and wherein the inlet stream to each reaction zone comprises less than or equal to 5 weight ppm oxygen based on the total weight of mass flows fed to the reaction zone.

No. of Pages : 49 No. of Claims : 15

(12) PATENT APPLICATION PUBLICATION
(21) Application No.1557/CHE/2013 A
(19) INDIA
(22) Date of filing of Application :05/04/2013
(43) Publication Date : 03/07/2015

(54) Title of the invention : REINFORCEMENT STRUCTURE FOR VEHICLE SLIDE DOOR •

(51) International classification :E05B
(31) Priority Document No :2012-097904
(32) Priority Date :23/04/2012
(33) Name of priority country :Japan
(86) International Application No :NA
Filing Date :NA
(87) International Publication No : NA
(61) Patent of Addition to Application Number :NA
Filing Date :NA
(62) Divisional to Application Number :NA
Filing Date :NA

(71)**Name of Applicant :**
1)SUZUKI MOTOR CORPORATION
Address of Applicant :300, Takatsuka-cho, Minami-ku, Hamamatsu-shi, Shizuoka-Ken , Japan
(72)**Name of Inventor :**
1)Hideyuki TAMAKI
2)Junya MORITA
3)Yukihara MATASUMURA

(57) Abstract :
[Problem to be Solved] Movement of a rear slide door to an outer side is restricted by providing upper and lower-side reinforcement members to constitute a portion having higher rigidity than a door inner panel of the rear slide door, encouraging translational deformation of a hook to outside of a vehicle interior, and maintaining engagement between the hook and a striker. [Solution] A member portion 24 that extends in a vehicle longitudinal direction is provided in a door inner panel 21 of a rear slide door 2, a hook 27 is provided at a front portion of the door inner panel 21, a striker 41 is provided on a vertical wall surface 4a of a center pillar 4, a front side of the rear slide door 2 is held with the hook 27 being engaged with the striker 41 when a load from inside of a vehicle interior is applied to the rear slide door 2, upper and lower-side reinforcement members 5 and 6 that are joined to panel surfaces 21a to 21c at the front portion of the door inner panel 21 are provided along an upper-lower direction around the hook 27, a lower portion of the upper-side reinforcement member 5 and an upper portion of the lower-side reinforcement member 6 are joined together in an overlapped state, and a position in the upper-lower direction of a joined portion W where the reinforcement members 5 and 6 are overlap is arranged at a same height as the member portion 24 in front view.

No. of Pages : 27 No. of Claims : 5

(12) PATENT APPLICATION PUBLICATION
(21) Application No.2129/CHE/2014 A
(19) INDIA
(22) Date of filing of Application :28/04/2014
(43) Publication Date : 03/07/2015

(54) Title of the invention : TRACTOR WITH A PIVOTALLY SUPPORTED HOOD

(51) International classification :B62D25/00
(31) Priority Document No :2008-075964
(32) Priority Date :24/03/2008
(33) Name of priority country :Japan
(86) International Application No :NA
Filing Date :NA
(87) International Publication No : NA
(61) Patent of Addition to Application Number :NA
Filing Date :NA
(62) Divisional to Application Number :2429/CHE/2008
Filed on :03/10/2008

(71)**Name of Applicant :**
1)KUBOTA CORPORATION
Address of Applicant :of 2-47, Shikitsuhigashi 1-chome, Naniwa-ku, Osaka-shi, Osaka 556-8601, Japan
(72)**Name of Inventor :**
1)SAWAI, Megumi
2)INUBUSHI, Yutaka

(57) Abstract :
Provided are a vehicle body frame, a support frame that is erected on the vehicle body frame and that supports a hood, a steering wheel, a steering column that is erected on the vehicle body frame and that supports the steering wheel, an instrument panel, an operation panel that is provided below the steering wheel and that has a display window at a position facing the instrument panel, and a connecting member connected at one end to the support frame and connected at the other end to the steering column; wherein the instrument panel is mounted on the connecting member.

No. of Pages : 34 No. of Claims : 3

(12) PATENT APPLICATION PUBLICATION
(19) INDIA
(22) Date of filing of Application :10/04/2014
(21) Application No.2742/CHENP/2014 A
(43) Publication Date : 03/07/2015

(54) Title of the invention : TIMEPIECE BARREL ASSEMBLY HAVING A SMALL CORE DIAMETER

(51) International classification :G04B1/16
(31) Priority Document No :11181353.1
(32) Priority Date :15/09/2011
(33) Name of priority country :EPO
(86) International Application No :PCT/EP2012/067902
Filing Date :13/09/2012
(87) International Publication No :WO 2013/037864
(61) Patent of Addition to Application Number :NA
Filing Date :NA
(62) Divisional to Application Number :NA
Filing Date :NA

(71)**Name of Applicant :**
1)BLANCPAIN SA
Address of Applicant :Le Rocher 12 CH 1348 Le Brassus Switzerland
(72)**Name of Inventor :**
1)ROCHAT Marco
2)CAPT Edmond

(57) Abstract :
The invention relates to a barrel assembly (1) comprising an arbor (18) that comprises between a first (181) and a second (182) guide bearing a median bearing (84) supporting a core (4) and a spring (2) mounted between a drum (3) and said core (4). Said arbor (18) comprises between said first guide bearing (181) and said core (4) a ratchet holder (81) for attaching a ratchet (2) and said core (4) comprises on the ratchet holder (81) side but spaced apart from the ratchet holder a first portion (43) for pivotably guiding said drum (3) immediately adjacent to which said ratchet (12) is attached on the same side as said first guide bearing (181) but spaced apart from the latter and said ratchet holder (81) directly or indirectly limits the play of said drum (3) relative to a bearing surface (43A) of said core (4) that borders a surface (5) for receiving said spring (2).

No. of Pages : 23 No. of Claims : 15

(12) PATENT APPLICATION PUBLICATION
(19) INDIA
(22) Date of filing of Application :10/04/2014
(21) Application No.2743/CHENP/2014 A
(43) Publication Date : 03/07/2015

(54) Title of the invention : COATING SYSTEM

(51) International classification :C09D5/00
(31) Priority Document No :61/535378
(32) Priority Date :16/09/2011
(33) Name of priority country :U.S.A.
(86) International Application No :PCT/EP2012/068025
Filing Date :14/09/2012
(87) International Publication No :WO 2013/037928
(61) Patent of Addition to Application Number :NA
Filing Date :NA
(62) Divisional to Application Number :NA
Filing Date :NA

(71)**Name of Applicant :**
1)BASF SE
Address of Applicant :67056 Ludwigshafen Germany
(72)**Name of Inventor :**
1)KRSEMANN Juliane
2)FREY Thomas
3)HENNING Rainer
4)PIETSCH Annegret
5)SIERAKOWSKI Claudia
6)LANDUYDT Tom

(57) Abstract :
A coating formed on a substrate is provided which coating comprises (a) an organic NIR transparent pigment and/or an inorganic NIR reflective pigment; (b) a dye having a transmittance of at least 75% in the range of from 700 to 2500 nm; and (c) optionally an effect pigment; wherein said coating exhibits a total solar reflectance (TSR) of (i) = 40% if 60 < L < 100 or (ii) = 30% if 30 < L = 60 or (iii) = 20% if 0 < L = 30 wherein L is the lightness. The coating is suitable for an exterior use coating like an industrial coating or a coating for vehicles especially an automotive finish having improved jetness.

No. of Pages : 24 No. of Claims : 15

(12) PATENT APPLICATION PUBLICATION
(19) INDIA
(22) Date of filing of Application :10/04/2014
(21) Application No.2744/CHENP/2014 A
(43) Publication Date : 03/07/2015

(54) Title of the invention : HEAT EXCHANGER AND REFRIGERATION CYCLE DEVICE USING HEAT EXCHANGER

(51) International classification :F28F1/40,F25B39/00,F28F1/32
(31) Priority Document No :2011209165
(32) Priority Date :26/09/2011
(33) Name of priority country :Japan
(86) International Application No :PCT/JP2012/000577
Filing Date :30/01/2012
(87) International Publication No :WO 2013/046482
(61) Patent of Addition to Application Number :NA
Filing Date :NA
(62) Divisional to Application Number :NA
Filing Date :NA

(71)**Name of Applicant :**
1)Mitsubishi Electric Corporation
Address of Applicant :7 3 Marunouchi 2 chome Chiyoda ku Tokyo 1008310 Japan
(72)**Name of Inventor :**
1)LEE Sangmu
2)ISHIKAWA Mitsuhiro
3)ISHIBASHI Akira
4)MATSUDA Takuya

(57) Abstract :
A heat exchanger has fins which are stacked in the direction perpendicular to the direction of flow of air and a heat transfer pipe (20) which penetrates through the fins and which is joined and affixed to the fins by being expanded in diameter by a pipe expansion method. High protrusions (22A) extending in the axial direction of the heat transfer pipe (20) are provided on the inner surface of the heat transfer pipe (20) so as to be arranged in the circumferential direction. Low protrusions (22B) extending in the axial direction are provided between the high protrusions (22A). After the heat transfer pipe (20) is expanded the height of the high protrusions (22A) is greater than the height of the low protrusions (22B). The opposing side surfaces of adjacent high and low protrusions (22A 22B) are formed so as to be tilted so that after the heat transfer pipe (20) is expanded lines extended from the side surfaces intersect each other on the inside of the heat transfer pipe (20).

No. of Pages : 35 No. of Claims : 14

(12) PATENT APPLICATION PUBLICATION
(19) INDIA
(22) Date of filing of Application :10/04/2014
(21) Application No.2745/CHENP/2014 A
(43) Publication Date : 03/07/2015

(54) Title of the invention : STACK ASSEMBLY

(51) International classification :H01M8/24,H01M8/12,C25B9/18
(31) Priority Document No :NA
(32) Priority Date :NA
(33) Name of priority country :NA
(86) International Application No :PCT/EP2011/005165
Filing Date :14/10/2011
(87) International Publication No :WO 2013/053374
(61) Patent of Addition to Application Number :NA
Filing Date :NA
(62) Divisional to Application Number :NA
Filing Date :NA

(71)**Name of Applicant :**
1)TOPSOE FUEL CELL A/S
Address of Applicant :Nym¸llevej 66 DK 2800 Kgs. Lyngby Denmark
(72)**Name of Inventor :**
1)NIELSEN Martin Refslund
2)BREINER Jacob
3)ERIKSTRUP Niels

(57) Abstract :
A solid oxide fuel or solid oxide electrolysis cell Stack assembly (203) has an improved simple cost reducing and robust compression System housing and Single sided System interface with a flexible interface fixture (204) which is rigid enough to fix the at least one cell Stack in the housing when not in Operation but flexible enough to allow for transfer of the compression force from the flexible compression mat (211) in the top closed end of the housing (201) through the at least one cell Stack and further towards the interface counterpart of the System when in Operation.

No. of Pages : 47 No. of Claims : 16

(12) PATENT APPLICATION PUBLICATION
(19) INDIA
(22) Date of filing of Application :10/04/2014
(21) Application No.2746/CHENP/2014 A
(43) Publication Date : 03/07/2015

(54) Title of the invention : CONTROL SYSTEM FOR A POWER AMPLIFIER

(51) International classification :H03F1/32,H03F1/34
(31) Priority Document No :11275122.7
(32) Priority Date :10/10/2011
(33) Name of priority country :EPO
(86) International Application No :PCT/EP2012/067779
Filing Date :12/09/2012
(87) International Publication No :WO 2013/053557
(61) Patent of Addition to Application Number :NA
Filing Date :NA
(62) Divisional to Application Number :NA
Filing Date :NA

(71)**Name of Applicant :**
1)ASTRIUM LIMITED
Address of Applicant :Gunnels Wood Road Stevenage Hertfordshire SG1 2AS U.K.
(72)**Name of Inventor :**
1)GOSS Martin

(57) Abstract :
An apparatus for controlling the gain and phase of an input signal input to a power amplifier comprises a gain control loop configured to control the gain of the input signal based on power levels of the input signal and an amplified signal output by the power amplifier to obtain a predetermined gain of the amplified signal and a phase control loop configured to obtain an error signal related to a phase difference between a first signal derived from the input and a second signal derived from the amplified signal and control the phase based on the error signal to obtain a predetermined phase of the amplified signal. The phase control loop is arranged to delay the first signal before obtaining the error signal such that the delayed first signal and the second signal used to obtain the error signal correspond to the same part of the input signal. The gain control loop may compare a power of a third signal derived from the input signal and a power of a fourth signal derived from the amplified signal. The third and fourth signals may be output by first and second couplers which may have coupling factors that are selected such that the third and fourth signals have the same power level when the amplified signal has the predetermined gain. The current gain and phase of the amplified signal may be dependent on an operational history of the power amplifier which may be a GaN power amplifier and the apparatus and power amplifier may be included in a satellite. In another embodiment a satellite includes a power amplifier control system that uses a feed forward control loop to control both the gain and phase of a signal input to the power amplifier.

No. of Pages : 30 No. of Claims : 15

(12) PATENT APPLICATION PUBLICATION
(19) INDIA
(22) Date of filing of Application :08/04/2014
(21) Application No.2674/CHENP/2014 A
(43) Publication Date : 03/07/2015

(54) Title of the invention : FOAM FORMING AEROSOL PRODUCT

(51) International classification :C09K3/30,A61K8/02,A61K8/19
(31) Priority Document No :NA
(32) Priority Date :NA
(33) Name of priority country :NA
(86) International Application No :PCT/JP2012/070787
Filing Date :16/08/2012
(87) International Publication No :WO 2014/027410
(61) Patent of Addition to Application Number :NA
Filing Date :NA
(62) Divisional to Application Number :NA
Filing Date :NA

(71)**Name of Applicant :**
1)TOYO AEROSOL INDUSTRY CO. LTD.
Address of Applicant :18 1 Higashigotanda 2 chome Shinagawa ku Tokyo 1410022 Japan
(72)**Name of Inventor :**
1)NAKAJIMA Yasutomo

(57) Abstract :
The purpose of the present invention is to provide a foam forming aerosol product that can be applied with a high degree of safety regardless of the usage environment that has excellent storage stability and that is capable of easily forming a satisfactory foam. This foam forming aerosol product is characterized by being provided with a double structure container provided with a discharge mechanism having a propellant filling space and two stock liquid filling spaces the discharge mechanism for simultaneously discharging contents filled into the two stock liquid filling spaces a propellant comprising a compressed gas being filled into the propellant filling space a first stock liquid composition containing 0.5 15.0% by mass of an organic acid being filled into a first stock liquid filling space a second stock liquid composition containing 0.5 15.0% by mass of a bicarbonate substance being filled into a second stock liquid filling space and a foam being formed by mixing of the first stock liquid composition discharged from the first stock liquid filling space and the second stock liquid composition discharged from the second stock liquid filling space.

No. of Pages : 53 No. of Claims : 5

(12) PATENT APPLICATION PUBLICATION
(19) INDIA
(22) Date of filing of Application :08/04/2014
(21) Application No.2675/CHENP/2014 A
(43) Publication Date : 03/07/2015

(54) Title of the invention : ROTARY EVAPORATOR

(51) International classification :B01D3/08,B01L9/04,F16M11/00
(31) Priority Document No :20 2011 106 535.2
(32) Priority Date :08/10/2011
(33) Name of priority country :Germany
(86) International Application No :PCT/EP2012/003879
Filing Date :17/09/2012
(87) International Publication No :WO 2013/050108
(61) Patent of Addition to Application Number :NA
Filing Date :NA
(62) Divisional to Application Number :NA
Filing Date :NA

(71)**Name of Applicant :**
1)KNF NEUBERGER GMBH
Address of Applicant :Alter Weg 3 79112 Freiburg Germany
(72)**Name of Inventor :**
1)HAUSER Erwin
2)BECKER Erich

(57) Abstract :
The invention relates to a rotary evaporator (1) comprising an equipment stand (2) with a protruding guide tower (3) which has a mounting on which an evaporation tank (5) is pivotably retained about a horizontal pivoting axis (42). In one embodiment of the invention the mounting comprises a holding part connected to the guide tower wherein a supporting part (43) that can be connected to the evaporation tank (5) is pivotably retained about a horizontal pivoting axis on the holding part and a spindle drive (44) is provided for adjusting and determining the selected pivoting position said spindle drive comprising an adjustment spindle (45) with a self locking spindle thread (46).

No. of Pages : 36 No. of Claims : 8

(12) PATENT APPLICATION PUBLICATION
(19) INDIA
(22) Date of filing of Application :10/04/2014
(21) Application No.2751/CHENP/2014 A
(43) Publication Date : 03/07/2015

(54) Title of the invention : ORAL IMMEDIATE RELEASE FORMULATIONS FOR SUBSTITUTED QUINAZOLINONES

(51) International classification :A61K31/517,A61K9/48
(31) Priority Document No :61/554090
(32) Priority Date :01/11/2011
(33) Name of priority country :U.S.A.
(86) International Application No :PCT/IB2012/002721
Filing Date :31/10/2012
(87) International Publication No :WO 2013/064900
(61) Patent of Addition to Application Number :NA
Filing Date :NA
(62) Divisional to Application Number :NA
Filing Date :NA

(71)**Name of Applicant :**
1)RESVERLOGIX CORP.
Address of Applicant :202279 Midpark Way Se Calgary AB T2X 1M2 Canada
(72)**Name of Inventor :**
1)SHENOY Narmada R.

(57) Abstract :
The present disclosure relates to oral immediate release solid pharmaceutical formulations and the process for their preparation. The present disclosure also provides in part methods of using the pharmaceutical formulations for regulating the expression of apolipoprotein A I (ApoA I) and their use for the treatment and prevention of cardiovascular disease and related disease states including cholestrol or lipid related disorders such as atherosclerosis.

No. of Pages : 44 No. of Claims : 27

(12) PATENT APPLICATION PUBLICATION
(19) INDIA
(22) Date of filing of Application :10/04/2014
(21) Application No.2752/CHENP/2014 A
(43) Publication Date : 03/07/2015

(54) Title of the invention : APPARATUS FOR MONITORING ONE OR MORE SURGICAL PARAMETERS OF THE EYE

(51) International classification :A61B3/107,A61B3/113,A61F9/007
(31) Priority Document No :11186271.0
(32) Priority Date :22/10/2011
(33) Name of priority country :EPO
(86) International Application No :PCT/EP2012/070850
Filing Date :22/10/2012
(87) International Publication No :WO 2013/057307
(61) Patent of Addition to Application Number :NA
Filing Date :NA
(62) Divisional to Application Number :NA
Filing Date :NA

(71)**Name of Applicant :**
1)ALCON PHARMACEUTICALS LTD.
Address of Applicant :Route des Arsenaux 41 CH 1701 Fribourg Switzerland
(72)**Name of Inventor :**
1)KERSTING Oliver
2)GRNDIG Martin

(57) Abstract :
An apparatus for monitoring one or more surgical parameters of the eye over multiple sessions which are temporally spaced apart and between which the eye of the patient can have moved said apparatus comprising: a camera for taking one or more images of the eye; a module for determining during a first session said at least one surgical parameter of the eye and its coordinates based on the image taken by said camera in a first coordinate system; a module for determining during a second session temporally spaced apart from said first session said at least one surgical parameter of the eye and its coordinates based on the image taken by said camera in a second coordinate system; a module for determining the eye motion in six degrees of freedom between said first and said second session and for determining a coordinate transformation based thereon; a module for transforming based on said determined eye motion said at least one surgical parameter of the eye and its coordinates from said first coordinate system into said second coordinate system; a module for quantifying and/or visualizing the change of said at least one surgical parameter of the eye and its coordinates between said first and said second session based on said surgical eye parameter and its coordinates measured during said second session and said transformed surgical eye parameter and its coordinates measured during said first session wherein said surgical eye parameters are one or more of the following: implant related parameters of the eye which are based on an implant which has been surgically placed in the eye of a patient; or the location and/or contour of corneal or limbal or scleral incisions.

No. of Pages : 37 No. of Claims : 15

(12) PATENT APPLICATION PUBLICATION
(21) Application No.2604/CHE/2014 A
(19) INDIA
(22) Date of filing of Application :27/05/2014
(43) Publication Date : 03/07/2015

(54) Title of the invention : SYSTEM AND OPERATING METHOD FOR LEVEL REGULATION OF A DRIVER'S CAB OF A COMMERCIAL VEHICLE RELATIVE TO THE CHASSIS OF THE VEHICLE

(51) International classification :B62D33/00
(31) Priority Document No :10 2013 009 204.3
(32) Priority Date :31/05/2013
(33) Name of priority country :Germany
(86) International Application No :NA
Filing Date :NA
(87) International Publication No : NA
(61) Patent of Addition to Application Number :NA
Filing Date :NA
(62) Divisional to Application Number :NA
Filing Date :NA

(71)**Name of Applicant :**
1)MAN Truck & Bus AG
Address of Applicant :of Dachauer Str. 667, 80995 M¼nchen, Germany
(72)**Name of Inventor :**
1)RAUSCH, Ludwig
2)GUNZERT, Urs
3)FLEISCHHACKER, Jan

(57) Abstract :
The invention relates to a system for level regulation of a driver™s cab (2) of a commercial vehicle relative to a chassis of the vehicle (1) and a corresponding operating method. The system comprises a spring-loaded bearing in order to support the driver™s cab (2) in a sprung manner on the chassis of the vehicle (1); a distance sensor means (4) that is arranged to record relative movements and/or a distance between the driver™s cab (2) and the chassis of the vehicle (1); and a control means (5; 13) that is arranged for variable control of the spring-loaded bearing, wherein signals of the distance sensor means (4) are used to control the spring-loaded bearing. The spring-loaded bearing can be adjusted to a first height position (h1), so that the distance between the driver™s cab (2) and the chassis of the vehicle (1) is controlled by the control means (5; 13) to a first target distance. The spring-loaded bearing can be adjusted to at least one second height position (h2), so that the distance between the driver™s cab (2) and the chassis of the vehicle (1) is controlled by the control means (5; 13) to a second target distance, wherein the control means (5; 13) adjusts the spring-loaded bearing to the first (h1) or to the at least one second (h2) height position depending at least on a parameter (6) relating to a driving route and/or a vehicle state.

No. of Pages : 22 No. of Claims : 12

(12) PATENT APPLICATION PUBLICATION
(19) INDIA
(22) Date of filing of Application :09/04/2014
(21) Application No.2687/CHENP/2014 A
(43) Publication Date : 03/07/2015

(54) Title of the invention : METHOD AND APPARATUS TO IMPROVE MBMS COUNTING IN LTE

(51) International classification :H04W4/06,H04W24/10
(31) Priority Document No :NA
(32) Priority Date :NA
(33) Name of priority country :NA
(86) International Application No :PCT/EP2011/067050
Filing Date :29/09/2011
(87) International Publication No :WO 2013/044971
(61) Patent of Addition to Application Number :NA
Filing Date :NA
(62) Divisional to Application Number :NA
Filing Date :NA

(71)**Name of Applicant :**
1)NOKIA CORPORATION
Address of Applicant :Keilalahdentie 4 FI 02150 Espoo Finland
(72)**Name of Inventor :**
1)HWANG Woonhee
2)KOSKINEN Henri Markus
3)KOSKELA Jarkko T.

(57) Abstract :
A method comprising: receiving a first message at a user equipment from a first apparatus; receiving from a primary access node at least one network identifier value; comparing a user equipment registered network identifier value to the at least one network identifier value from the primary access node; and responding to the first message dependent on the user equipment registered network identifier value being equal to any primary access node network identifier value.

No. of Pages : 37 No. of Claims : 45

(12) PATENT APPLICATION PUBLICATION
(19) INDIA
(22) Date of filing of Application :09/04/2014
(21) Application No.2688/CHENP/2014 A
(43) Publication Date : 03/07/2015

(54) Title of the invention : PLANT STEROIDS AND USES THEREOF

(51) International classification :A61K31/573,C07J17/00
(31) Priority Document No :61/535661
(32) Priority Date :16/09/2011
(33) Name of priority country :U.S.A.
(86) International Application No :PCT/US2012/055549
Filing Date :14/09/2012
(87) International Publication No :WO 2013/040441
(61) Patent of Addition to Application Number :NA
Filing Date :NA
(62) Divisional to Application Number :NA
Filing Date :NA

(71)**Name of Applicant :**
1)DAVIDSON LOPEZ LLC
Address of Applicant :140 Belle Ave. Highland Park Illinois 60035 U.S.A.
(72)**Name of Inventor :**
1)DAVIDSON Michael
2)ARNETT John F.
3)ELSHANI Sadik
4)RONGEN Roelof

(57) Abstract :
The invention relates to a drug conjugate including a drug and a plant steroid. The drug conjugate may target the drug for intestinal cell delivery and thus may be used to treat diseases including intestinal diseases or to affect intestinal metabolism. The invention therefore also relates to treating intestinal diseases and affecting intestinal metabolism with the drug conjugate.

No. of Pages : 70 No. of Claims : 21

(12) PATENT APPLICATION PUBLICATION
(19) INDIA
(22) Date of filing of Application :11/04/2014
(21) Application No.2760/CHENP/2014 A
(43) Publication Date : 03/07/2015

(54) Title of the invention : SYSTEMS AND METHODS FOR GENERATING GERMICIDAL COMPOSITIONS

(51) International classification :C02F1/467,C25B1/26
(31) Priority Document No :61/535829
(32) Priority Date :16/09/2011
(33) Name of priority country :U.S.A.
(86) International Application No :PCT/US2012/055778
Filing Date :17/09/2012
(87) International Publication No :WO 2013/040569
(61) Patent of Addition to Application Number :NA
Filing Date :NA
(62) Divisional to Application Number :NA
Filing Date :NA

(71)**Name of Applicant :**
1)ZUREX PHARMAGRA LLC
Address of Applicant :2113 Eagle Drive Middleton Wisconsin 53562 U.S.A.
(72)**Name of Inventor :**
1)DURHAM Carmine J.
2)MORGAN R. Andrew
3)PAWLAK Michael C.

(57) Abstract :
The present invention relates to systems and methods for generating germicidal compositions for use in a wide variety of settings including agricultural settings food production settings hospitality settings health care settings health club settings exercise facility settings research based settings veterinarian settings medical settings hydraulic fracturing settings and/or any setting requiring disinfection.

No. of Pages : 22 No. of Claims : 29

(12) PATENT APPLICATION PUBLICATION
(21) Application No.2761/CHENP/2014 A
(19) INDIA
(22) Date of filing of Application :09/04/2014
(43) Publication Date : 03/07/2015

(54) Title of the invention : IMPROVED SOLVENT FREE LOW ENERGY COATINGS

(51) International classification :C09D7/00
(31) Priority Document No :11186773.5
(32) Priority Date :26/10/2011
(33) Name of priority country :EPO
(86) International Application No :PCT/EP2012/070907
Filing Date :23/10/2012
(87) International Publication No :WO 2013/060657
(61) Patent of Addition to Application Number :NA
Filing Date :NA
(62) Divisional to Application Number :NA
Filing Date :NA

(71)**Name of Applicant :**
1)AKZO NOBEL COATINGS INTERNATIONAL B.V.
Address of Applicant :Velperweg 76 NL 6824 BM Arnhem Netherlands
(72)**Name of Inventor :**
1)EMMETT Simon Nicholas
2)PEREZ AMOROS Javier
3)WHEELER Stephen Arthur
4)WOODS Anthony David
5)LEDINGHAM Katherine Mary
6)HORNY Julie Anne

(57) Abstract :
An aqueous coating composition having a PVC of from 70 to 80% comprising based on the total volume solids of the dry coating unless otherwise stated a) opacifying pigment particles comprising i) from 4 to 10% titanium dioxide ii) from 0 to 20% of hollow polymeric particles b) non opacifying extender particles comprising i) calcium magnesium carbonate and/or ii) calcium carbonate and/or iii) nepheline syenite and/or iv) kaolin wherein i)+ii)+iii)+iv) = 40 to 75% (to be announced by Katy) and iv) is 0 to 45% c) styrene acrylic polymer binder particles having a calculated Fox Tg of from 30 to 5°C having an acid value of from 15 to 65mg KOH/g of polymer and wherein the polymer particles are derived from acrylic monomers and optionally further comprising styrene and/or its derivatives d) dispersant which is insoluble in water at pH 3 wherein the composition is free of volatile organic solvent.t.

No. of Pages : 34 No. of Claims : 21

(12) PATENT APPLICATION PUBLICATION
(21) Application No.2281/CHE/2014 A
(19) INDIA
(22) Date of filing of Application :07/05/2014
(43) Publication Date : 03/07/2015

(54) Title of the invention : VEHICULAR POWER SUPPLY SYSTEM

(51) International classification	:H02J
(31) Priority Document No	:2013-108511
(32) Priority Date	:23/05/2013
(33) Name of priority country	:Japan
(86) International Application No	:NA
Filing Date	:NA
(87) International Publication No	: NA
(61) Patent of Addition to Application Number	:NA
Filing Date	:NA
(62) Divisional to Application Number	:NA
Filing Date	:NA

(71)**Name of Applicant :**
1)SUZUKI MOTOR CORPORATION
Address of Applicant :300, Takatsuka-cho, Minami-ku, Hamamatsu-shi, Shizuoka-ken, Japan
(72)**Name of Inventor :**
1)Yoshikatsu WATANABE

(57) Abstract :
A vehicular power supply system 10 comprises a power-changeover unit 13 that switches a power for keeping on-board devices 20 active to one of a main power 11 and an auxiliary power 12, which is lower than the main power 11 in a lower limit voltage, from the other; an operation state determination unit 15 that determines which one of a first operation state demanding a fuel pump 21 discharging fuel at a preset fuel-discharge rate and a second operation state demanding the fuel pump 21 discharging fuel more compared to the first operation state appears at present; and a power-changeover controller 16 that switches the power for keeping the on-board devices 20 to the main power 11 from the auxiliary power 12 when a voltage detected by a power-voltage detector 14 is less than a present voltage value and the operation state determination unit 15 determines that the second operation state appears at present.

No. of Pages : 22 No. of Claims : 2

(12) PATENT APPLICATION PUBLICATION
(21) Application No.2661/CHENP/2014 A
(19) INDIA
(22) Date of filing of Application :08/04/2014
(43) Publication Date : 03/07/2015

(54) Title of the invention : METHOD FOR PRODUCING MAGNESIUM ALCOHOLATE

(51) International classification :C07C29/70,C07C31/30
(31) Priority Document No :2011229527
(32) Priority Date :19/10/2011
(33) Name of priority country :Japan
(86) International Application No :PCT/JP2012/076502
Filing Date :12/10/2012
(87) International Publication No :WO 2013/058193
(61) Patent of Addition to Application Number :NA
Filing Date :NA
(62) Divisional to Application Number :NA
Filing Date :NA

(71)**Name of Applicant :**
1)NIPPON SODA CO. LTD.
Address of Applicant :2 1 Ohtemachi 2 chome Chiyoda ku Tokyo 1008165 Japan
(72)**Name of Inventor :**
1)KOBAYASHI Hitoshi

(57) Abstract :
The purpose of the present invention is to provide a magnesium alcoholate comprising spherical or ellipsoid particles having a narrow grain size distribution in spite of a small particle diameter. The present invention provides a method for producing a magnesium alcoholate by the allotted addition and reaction of magnesium metal alcohol and halogen and/or a halogen atom containing compound in a reaction system under an alcohol current the method for producing a magnesium alcoholate characterized in that a mixture of the magnesium metal alcohol and halogen or halogen atom containing compound is added to the reaction system with each allotment.

No. of Pages : 28 No. of Claims : 7

(12) PATENT APPLICATION PUBLICATION
(19) INDIA
(22) Date of filing of Application :10/04/2014
(21) Application No.2731/CHENP/2014 A
(43) Publication Date : 03/07/2015

(54) Title of the invention : METHOD AND APPARATUS FOR DISTRIBUTED SCRIPT PROCESSING

(51) International classification :G06F17/30,H04L29/06
(31) Priority Document No :61/534564
(32) Priority Date :14/09/2011
(33) Name of priority country :U.S.A.
(86) International Application No :PCT/FI2012/050845
Filing Date :31/08/2012
(87) International Publication No :WO 2013/038053
(61) Patent of Addition to Application Number :NA
Filing Date :NA
(62) Divisional to Application Number :NA
Filing Date :NA

(71)**Name of Applicant :**
1)NOKIA CORPORATION
Address of Applicant :Keilalahdentie 4 FI 02150 Espoo Finland
(72)**Name of Inventor :**
1)ATHAS Gregory
2)TYNER Derek
3)LENT James
4)RABINOVICH Yevgeniy
5)DEBIASE Mark
6)GERCHIKOV Olga
7)BUCZAK Piotr

(57) Abstract :
An approach is provided for providing a low power browsing experience on a mobile device. A proxy platform receives a request for a webpage. The proxy platform also receives information about the mobile device. The proxy platform processes and/or facilitates a processing of the information about the mobile device and sends the webpage to the mobile device in a format that is based on the information about the mobile device. The mobile device may then operate in a low powermode when browsing the requested website.

No. of Pages : 47 No. of Claims : 28

(12) PATENT APPLICATION PUBLICATION
(19) INDIA
(22) Date of filing of Application :10/04/2014
(21) Application No.2732/CHENP/2014 A
(43) Publication Date : 03/07/2015

(54) Title of the invention : A PROCESS FOR PRODUCING HYDROCARBONS

(51) International classification :C10G3/00,C10J3/00,C07C2/00
(31) Priority Document No :61/559248
(32) Priority Date :14/11/2011
(33) Name of priority country :U.S.A.
(86) International Application No :PCT/US2012/064619
Filing Date :12/11/2012
(87) International Publication No :WO 2013/074434
(61) Patent of Addition to Application Number :NA
Filing Date :NA
(62) Divisional to Application Number :NA
Filing Date :NA

(71)**Name of Applicant :**
1)SHELL INTERNATIONALE RESEARCH MAATSCHAPPIJ B.V.
Address of Applicant :Carel van Bylandtlaan 30 NL 2596 The Hague Netherlands
(72)**Name of Inventor :**
1)DEL PAGGIO Alan Anthony
2)ROBERTS Michael John
3)MARKER Terry Louise
4)FELIX Larry Gordon
5)LINCK Martin Brendan

(57) Abstract :
A process for converting biomass to products is described. Biomass is contacted with hydrogen in the presence of a fluidized bed of hydropyrolysis catalyst in a reactor vessel under hydropyrolysis conditions; and products and char are removed from the reactor vessel. The products leave the fluidized bed at an exit bed velocity the char has a settling velocity that is less than the exit bed velocity and hydropyrolysis catalyst has a settling velocity that is greater than the exit bed velocity.

No. of Pages : 17 No. of Claims : 20

(12) PATENT APPLICATION PUBLICATION
(19) INDIA
(22) Date of filing of Application :10/04/2014
(21) Application No.2733/CHENP/2014 A
(43) Publication Date : 03/07/2015

(54) Title of the invention : MULTIFUNCTIONAL SPACER

(51) International classification :F02M43/00,F02D19/08,F02M61/14
(31) Priority Document No :61/547730
(32) Priority Date :16/10/2011
(33) Name of priority country :U.S.A.
(86) International Application No :PCT/CA2012/000957
Filing Date :15/10/2012
(87) International Publication No :WO 2013/056347
(61) Patent of Addition to Application Number :NA
Filing Date :NA
(62) Divisional to Application Number :NA
Filing Date :NA

(71)**Name of Applicant :**
1)WESTPORT POWER INC.
Address of Applicant :101 1750 West 75th Ave. Vancouver British Columbia V6P 6G2 Canada
(72)**Name of Inventor :**
1)WICKSTONE Michael C.

(57) Abstract :
A multifunctional spacer is provided for a dual fuel internal combustion engine. The spacer provides a separate passage for supplying a second fuel to a dual fuel injection valve of the engine wherein the passage for supplying a first fuel to the dual fuel injection valve is provided separately in the cylinder head. The spacer is located on top of the cylinder head and it also serves the purpose of extending the bore provided in the cylinder head for accommodating the dual fuel injection valve. In some embodiments the spacer can provide support for different parts of the actuating mechanism for the cylinder s intake and exhaust valves.

No. of Pages : 15 No. of Claims : 19

(12) PATENT APPLICATION PUBLICATION
(21) Application No.2704/CHENP/2014 A
(19) INDIA
(22) Date of filing of Application :09/04/2014
(43) Publication Date : 03/07/2015

(54) Title of the invention : SILICON OXIDE FOR NEGATIVE ELECTRODE MATERIAL OF NONAQUEOUS ELECTROLTYE SECONDARY CELL METHOD FOR PRODUCING SAME LITHIUM ION SECONDARY CELL AND ELECTROCHEMICAL CAPACITOR

(51) International classification :H01M4/48
(31) Priority Document No :2011227079
(32) Priority Date :14/10/2011
(33) Name of priority country :Japan
(86) International Application No :PCT/JP2012/006015
Filing Date :21/09/2012
(87) International Publication No :WO 2013/054476
(61) Patent of Addition to Application Number :NA
Filing Date :NA
(62) Divisional to Application Number :NA
Filing Date :NA

(71)**Name of Applicant :**
1)SHIN ETSU CHEMICAL CO.LTD.
Address of Applicant :6 1 Ohtemachi 2 chome Chiyoda ku Tokyo 1000004 Japan
(72)**Name of Inventor :**
1)FUKUOKA Hirofumi
2)UENO Susumu

(57) Abstract :
The present invention is a silicon oxide for the negative electrode material of a nonaqueous electrolyte secondary cell wherein the silicon oxide for the negative electrode material of a nonaqueous electrolyte secondary cell is a carbon containing silicon oxide obtained by coprecipitation from SiO gas and a carbon containing gas and the carbon content of the carbon containing silicon oxide is between 0.5 and 30%. The present invention thereby provides a silicon oxide with which when used as the negative electrode material a nonaqueous electrolyte secondary cell having excellent cycle properties and high cell capacity can be produced a method for producing the silicon oxide and a lithium ion secondary cell and electrochemical capacitor that use the silicon oxide.

No. of Pages : 29 No. of Claims : 9

(12) PATENT APPLICATION PUBLICATION
(19) INDIA
(22) Date of filing of Application :09/04/2014
(21) Application No.2705/CHENP/2014 A
(43) Publication Date : 03/07/2015

(54) Title of the invention : CAPPING DEVICE

(51) International classification :B41J2/165
(31) Priority Document No :13/231443
(32) Priority Date :13/09/2011
(33) Name of priority country :U.S.A.
(86) International Application No :PCT/US2012/054771
Filing Date :12/09/2012
(87) International Publication No :WO 2013/039982
(61) Patent of Addition to Application Number :NA
Filing Date :NA
(62) Divisional to Application Number :NA
Filing Date :NA

(71)**Name of Applicant :**
1)VIDEOJET TECHNOLOGIES INC.
Address of Applicant :1500 Mittel Blvd. Wood Dale IL 60191 U.S.A.
(72)**Name of Inventor :**
1)WALL John
2)KIMERLING Thomas
3)ROBERTSON Casey
4)MCNESTRY Martin
5)NAVEIRA Julio
6)DOORNINK David
7)KUESTER Kevin

(57) Abstract :
A capping device for an ink jet print head includes a base configured to receive an ink jet print head and a cap assembly attached to the base. The cap assembly is configured for sliding movement with respect to the base to provide a closed position of the cap assembly when the print head is not printing and an open position to allow for the ejection of ink from nozzles when the print head is printing. The cap assembly includes a cover support and a cover attached to the cover support in a generally planar relationship thereto. The cover is adapted to provide additional movement with respect to the cover support in a direction different from the sliding direction. The cover includes a rigid mating surface configured to engage a surface of the print head adjacent the nozzles.

No. of Pages : 29 No. of Claims : 30

(12) PATENT APPLICATION PUBLICATION
(21) Application No.2706/CHENP/2014 A
(19) INDIA
(22) Date of filing of Application :09/04/2014
(43) Publication Date : 03/07/2015

(54) Title of the invention : WIREFRAME TOUCH SENSOR DESIGN AND SPATIALLY LINEARIZED TOUCH SENSOR DESIGN

(51) International classification :G06F3/044
(31) Priority Document No :61/562671
(32) Priority Date :22/11/2011
(33) Name of priority country :U.S.A.
(86) International Application No :PCT/US2012/063957
Filing Date :07/11/2012
(87) International Publication No :WO 2013/078007
(61) Patent of Addition to Application Number :NA
Filing Date :NA
(62) Divisional to Application Number :NA
Filing Date :NA

(71)**Name of Applicant :**
1)QUALCOMM MEMS TECHNOLOGIES INC.
Address of Applicant :5775 Morehouse Drive San Diego California 92121 1714 U.S.A.
(72)**Name of Inventor :**
1)SHAKYA Jyotindra Raj
2)MARTIN Russel Allyn

(57) Abstract :
A touch sensor may include thin conductive wires as at least some of the sensor electrodes. Some or all of the conductive wires may be metal wires. The sensor electrodes may not be noticeable to a human observer. In some such implementations the sensor electrodes may be laid out in a pattern and/or grouped to create a spatial gradient. Some such implementations involve spatial interweaving spatial interposing and/or length modulation of sensor electrodes. Such implementations can create a spatial gradient such that fewer rows and columns are required to provide a touch sensor panel with a given level of accuracy.

No. of Pages : 63 No. of Claims : 34

(12) PATENT APPLICATION PUBLICATION
(21) Application No.2773/CHENP/2014 A
(19) INDIA
(22) Date of filing of Application :11/04/2014
(43) Publication Date : 03/07/2015

(54) Title of the invention : MAGNETIC FIELD DATA MODEM

(51) International classification :H04B5/00
(31) Priority Document No :61/551025
(32) Priority Date :25/10/2011
(33) Name of priority country :U.S.A.
(86) International Application No :PCT/IB2012/055726
Filing Date :19/10/2012
(87) International Publication No :WO 2013/061222
(61) Patent of Addition to Application Number :NA
Filing Date :NA
(62) Divisional to Application Number :NA
Filing Date :NA

(71)**Name of Applicant :**
1)KONINKLIJKE PHILIPS N.V.
Address of Applicant :High Tech Campus 5 NL 5656 AE Eindhoven Netherlands
(72)**Name of Inventor :**
1)HARWELL Robert
2)HARRIS Otis Robert

(57) Abstract :
A magnetic field modem (26) includes an electro magnetic radiation shielded (90) transmitter section (34) and a receiver section (36). The electro magnetic radiation shielded (90) transmitter section (34) modulates data and transmits the data via a magnetic field through a radio frequency shield (20). The receiver section (34) receives the magnetic field through the radio frequency shield (20) and demodulates the data. The transmitter section includes an oscillator (40) a modulator (50) an amplifier (70) a magnetic transducer (80) and a non ferrous magnetic shield (90). The oscillator (40) generates a carrier signal. The modulator (50) connects to the oscillator (40) and modulates the carrier signal with the data. The amplifier (70) connects to the modulator (50) and amplifies the modulated carrier signal. The magnetic transducer (80) connects to the amplifier (70) and converts the modulated carrier signal into a modulated magnetic signal. The non ferrous magnetic shield (90) shields the magnetic transducer (80) and blocks emitted electro magnetic radiation.

No. of Pages : 18 No. of Claims : 19

(12) PATENT APPLICATION PUBLICATION
(21) Application No.2163/CHE/2014 A
(19) INDIA
(22) Date of filing of Application :29/04/2014
(43) Publication Date : 03/07/2015

(54) Title of the invention : METHOD AND APPARATUS FOR PROCESSING POLARIZATION DATA OF POLARIZATION SENSITIVE OPTICAL COHERENCE TOMOGRAPHY

(51) International classification	:G06F
(31) Priority Document No	:2013-096531
(32) Priority Date	:01/05/2013
(33) Name of priority country	:Japan
(86) International Application No	:NA
Filing Date	:NA
(87) International Publication No	: NA
(61) Patent of Addition to Application Number	:NA
Filing Date	:NA
(62) Divisional to Application Number	:NA
Filing Date	:NA

(71)**Name of Applicant :**
1)CANON KABUSHIKI KAISHA
Address of Applicant :of 30-2, Shimomaruko 3-chome, Ohta-ku, Tokyo, Japan
(72)**Name of Inventor :**
1)SATO, Makoto
2)SUGITA, Mitsuro
3)ZOTTER, Stefan
4)PIRCHER, Michael
5)HITZENBERGER, Christoph

(57) Abstract :
A method for processing polarization data includes steps of acquiring a plurality of sets of polarization data items, converting the set of polarization data items into a representation including parameters of amplitude and phase, and averaging the converted set of polarization data items.

No. of Pages : 54 No. of Claims : 12

(12) PATENT APPLICATION PUBLICATION
(19) INDIA
(22) Date of filing of Application :09/05/2014
(21) Application No.2315/CHE/2014 A
(43) Publication Date : 03/07/2015

(54) Title of the invention : REDUCED MASS PLATES FOR REFINERS AND DISPERSERS

(51) International classification :D21D1/00
(31) Priority Document No :61/823,566
(32) Priority Date :15/05/2013
(33) Name of priority country :U.S.A.
(86) International Application No :NA
Filing Date :NA
(87) International Publication No : NA
(61) Patent of Addition to Application Number :NA
Filing Date :NA
(62) Divisional to Application Number :NA
Filing Date :NA

(71)**Name of Applicant :**
1)ANDRITZ INC.
Address of Applicant :of One Namic Place, Glens Falls, New York 12801, USA
(72)**Name of Inventor :**
1)Ismo Ihalinen
2)Yves Raymond
3)Mikael Rehnstrom

(57) Abstract :
A light weight plate segment configured to be mounted on a disc of a disperser or refiner of lignocellulosic material including: a front face including disperser teeth or refining bars; a back face including a raised post surrounding a fastener attachment structure and a raised plate positioning section, and side edges and extending between the side edges are both a radially outer edge and a radially inner edge, wherein the back face lacks raised structures along the side edges.

No. of Pages : 47 No. of Claims : 27

(12) PATENT APPLICATION PUBLICATION
(19) INDIA
(22) Date of filing of Application :13/05/2014
(21) Application No.2389/CHE/2014 A
(43) Publication Date : 03/07/2015

(54) Title of the invention : PURIFICATION OF AIR

(51) International classification :B01D53/00
(31) Priority Document No :13/895,632
(32) Priority Date :16/05/2013
(33) Name of priority country :U.S.A.
(86) International Application No :NA
Filing Date :NA
(87) International Publication No : NA
(61) Patent of Addition to Application Number :NA
Filing Date :NA
(62) Divisional to Application Number :NA
Filing Date :NA

(71)**Name of Applicant :**
1)Air Products and Chemicals, Inc.
Address of Applicant :of 7201 Hamilton Boulevard, Allentown, PA 18195-1501, USA
(72)**Name of Inventor :**
1)KALBASSI, Mohammad, Ali
2)FINOT, Anthony
3)GOLDEN, Timothy Christopher
4)RAISWELL, Christopher, James
5)BOTELHO, Ann Marie

(57) Abstract :
Process of reducing water, CO2 and N2O in feed air, which: a first adsorbent such as alumina (25-40% volume) and a second adsorbent such as X zeolite (60-75% volume) are used; the online time of the adsorbent is determined by determining the concentration measured by an analyser for CO2 concentration at a position within the length of the second adsorbent when a maximum level of N2O is simutaneously obtained at the downstream end of the second adsorbent in the feed direction, wherein the online time is the time taken from commencing passing the feed air to the first and second adsorbents to the measurement by the analyser of the determined concentration of CO2; at least the second adsorbent is regenerated by heated regeneration gas at a temperature of 140°C-220°C; and the molar ratio of the regenerating gas to feed air supplied during one iteration of the cycle is 0.08-0.5.

No. of Pages : 49 No. of Claims : 27

(12) PATENT APPLICATION PUBLICATION
(19) INDIA
(22) Date of filing of Application :09/04/2014
(21) Application No.2700/CHENP/2014 A
(43) Publication Date : 03/07/2015

(54) Title of the invention : SCROLL COMPRESSOR

(51) International classification	:F04C18/02,C10M101/02,C10M103/00
(31) Priority Document No	:2011223245
(32) Priority Date	:07/10/2011
(33) Name of priority country	:Japan
(86) International Application No	:PCT/JP2012/070490
Filing Date	:10/08/2012
(87) International Publication No	:WO 2013/051340
(61) Patent of Addition to Application Number	:NA
Filing Date	:NA
(62) Divisional to Application Number	:NA
Filing Date	:NA

(71)**Name of Applicant :**
1)TAIHO KOGYO Co. Ltd.
Address of Applicant :65 Midorigaoka 3 chome Toyota shi Aichi 4718502 Japan
(72)**Name of Inventor :**
1)HORIBE Naoki
2)HATTA Masaharu
3)NOMURA Satoshi
4)SAWAMOTO Akira
5)MASAMURA Takao
6)AKIZUKI Masanori
7)TSUBOI Youichirou
8)AOKI Maki
9)HIRAOKA Akio

(57) Abstract :
AVE[Problem] To exchange the roller bearing that has been used in a scroll compressor mounted in an automobile with a slide bearing. To provide a slide bearing having a performance that is at least equivalent to that of a roller bearing. [Solution] The slide bearing results from baking onto a back metal a sliding layer of 5 60 wt% graphite having an average diameter of 5 50 μm and a graphitization degree of at least 0.6 the remainder comprising a polyimide resin and/or a polyamide imide resin. The form of the graphite has: (a) an average shape factor (Y) as defined of 1 4 for the particles excluding the minute particles that are no greater than 0.5 times the average diameter and there being at least 70% by number of particles having a shape factor (Y) in the range of 1 1.5; or (b) graphite particles having a particle ratio of at least 0.5 being at least 50% of the total by number.

No. of Pages : 29 No. of Claims : 14

(12) PATENT APPLICATION PUBLICATION
(19) INDIA
(22) Date of filing of Application :11/04/2014
(21) Application No.2787/CHENP/2014 A
(43) Publication Date : 03/07/2015

(54) Title of the invention : METHOD FOR ENHANCING CROP YIELDS BY APPLICATION OF TREHALOSE

(51) International classification :C12N5/04,A61K31/715
(31) Priority Document No :61/533872
(32) Priority Date :13/09/2011
(33) Name of priority country :U.S.A.
(86) International Application No :PCT/US2012/055185
Filing Date :13/09/2012
(87) International Publication No :WO 2013/040226
(61) Patent of Addition to Application Number :NA
Filing Date :NA
(62) Divisional to Application Number :NA
Filing Date :NA

(71)**Name of Applicant :**
1)STOLLER ENTERPRISES INC.
Address of Applicant :4001 W. Sam Houston Parkway North Suite 100 Houston Texas 77043 U.S.A.
(72)**Name of Inventor :**
1)STOLLER Jerry H.
2)SALZMAN Ronald
3)LIPTAY Albert

(57) Abstract :
A method for increasing and/or preserving yields and/or biomass in crop species including potatoes beets sugar cane corn soybeans and others by exogenous application of trehalose and/or trehalose derivatives at any time in the growing process such as before crop sowing during sowing or during plant establishment. The method when applied early in crop production results in enhanced health and vigor of the mother plant resulting in healthier produce having reduced sugars from the mother plant.

No. of Pages : 22 No. of Claims : 12

(12) PATENT APPLICATION PUBLICATION
(19) INDIA
(22) Date of filing of Application :19/05/2014
(21) Application No.2462/CHE/2014 A
(43) Publication Date : 03/07/2015

(54) Title of the invention : PATTERN-ENABLED DATA ENTRY AND SEARCH

(51) International classification :G06F3/00
(31) Priority Document No :13/967,612
(32) Priority Date :15/08/2013
(33) Name of priority country :U.S.A.
(86) International Application No :NA
Filing Date :NA
(87) International Publication No : NA
(61) Patent of Addition to Application Number :NA
Filing Date :NA
(62) Divisional to Application Number :NA
Filing Date :NA

(71)**Name of Applicant :**
1)DASSAULT SYSTEMES SIMULIA CORP.
Address of Applicant :166 Valley Street Providence, Rhode Island 02909, United States of America.
(72)**Name of Inventor :**
1)Van der Velden
2)Alexander Jacobus Maria

(57) Abstract :
In the proposed approach cluster elements (bins) are made available as a keypad in the form of a cluster map. The user directly selects the cluster element (bin) with a mouse, touch or actual keypad. For each of the associated attributes, a cluster map is available that orders the attributes from high-to-low by color or shade intensity. When a cluster element is selected in one cluster map, that same cluster element is also highlighted in other cluster maps. For each of the cluster maps, a value axis is available which shows the value of the parameter for the selected cluster element. In the case of numerical values, the high/low attribute pattern across the cluster maps is easily visible. The selected data objects in the cluster map are displayed in a separate widget

No. of Pages : 30 No. of Claims : 20

(12) PATENT APPLICATION PUBLICATION
(19) INDIA
(22) Date of filing of Application :19/05/2014
(21) Application No.2463/CHE/2014 A
(43) Publication Date : 03/07/2015

(54) Title of the invention : POWER SYSTEM STABILIZATION

(51) International classification :H02J
(31) Priority Document No :13/905415
(32) Priority Date :30/05/2013
(33) Name of priority country :U.S.A.
(86) International Application No :NA
Filing Date :NA
(87) International Publication No : NA
(61) Patent of Addition to Application Number :NA
Filing Date :NA
(62) Divisional to Application Number :NA
Filing Date :NA

(71)**Name of Applicant :**
1)GENERAL ELECTRIC COMPANY
Address of Applicant :1 RIVER ROAD, SCHENECTADY, NEW YORK 12345 U.S.A.
(72)**Name of Inventor :**
1)CHAUDHURI, NILANJAN RAY

(57) Abstract :
A system (30) for damping power system oscillation includes a damping device controller (100) for generating a damping control signal to compensate for a plurality of oscillation modes in the power system oscillations and a damping device (102) to generate a damping signal based on a damping control signal. The damping device controller (100) includes a plurality of outer closed loop paths each including an adaptive controller (108) configured to determine an individual oscillation mode from at least one power system measurement signal. Each adaptive controller is further configured to generate an adaptive control signal to shift at least one open loop pole of an inner loop path related to the individual oscillation mode to a closed loop location.

No. of Pages : 23 No. of Claims : 10

(12) PATENT APPLICATION PUBLICATION
(19) INDIA
(22) Date of filing of Application :10/04/2014
(21) Application No.2716/CHENP/2014 A
(43) Publication Date : 03/07/2015

(54) Title of the invention : SMOKING ARTICLE AND MANUFACTURE THEREOF

(51) International classification :A24D1/02,A24D1/04,A24D3/04
(31) Priority Document No :11290424.8
(32) Priority Date :15/09/2011
(33) Name of priority country :EPO
(86) International Application No :PCT/EP2012/067175
Filing Date :04/09/2012
(87) International Publication No:WO 2013/037664
(61) Patent of Addition to Application Number :NA
Filing Date :NA
(62) Divisional to Application Number :NA
Filing Date :NA

(71)**Name of Applicant :**
1)BRITISH AMERICAN TOBACCO (INVESTMENTS) LIMITED
Address of Applicant :Globe House 1 Water Street London WC2R 3LA U.K.
(72)**Name of Inventor :**
1)PARK Kie Seon
2)WHIFFEN Robert
3)FALLON Gary
4)LOUIS Frdric

(57) Abstract :
A smoking article comprises a rod (1) of smokeable material such as tobacco and a tubular support (2) in which the rod is slidably received. The tubular support (2) is formed from a blank (11) of sheet material that is wound in a spiral. Machinery for making the spiral blank is described.

No. of Pages : 25 No. of Claims : 18

(12) PATENT APPLICATION PUBLICATION
(19) INDIA
(22) Date of filing of Application :10/04/2014
(21) Application No.2717/CHENP/2014 A
(43) Publication Date : 03/07/2015

(54) Title of the invention : HOSTED STORAGE LOCKING

(51) International classification :G06F15/16
(31) Priority Document No :13/232450
(32) Priority Date :14/09/2011
(33) Name of priority country :U.S.A.
(86) International Application No :PCT/US2012/055133
Filing Date :13/09/2012
(87) International Publication No :WO 2013/040189
(61) Patent of Addition to Application Number :NA
Filing Date :NA
(62) Divisional to Application Number :NA
Filing Date :NA

(71)**Name of Applicant :**
1)GOOGLE INC.
Address of Applicant :1600 Amphitheatre Parkway Mountain View California 94043 U.S.A.
(72)**Name of Inventor :**
1)AIKAS Erkki Ville Juhani
2)ERB David

(57) Abstract :
A hosted storage system receives a request from a requester to access a hosted resource. The hosted resource includes a binary large object. The hosted storage system providing hosted storage to a plurality of clients that are coupled to the hosted storage system. A copy of the hosted resource is created. A copy message including the copy of the hosted resource is provided to the requester. The hosted resource is maintained in the hosted storage system while the requester modifies the copy of the hosted resource. A message is received from the requester. The messages include a modified copy of the hosted resource. It is determined that the hosted resource has not been modified since the copy of the hosted resource was created. The hosted resource is replaced with the modified copy of the hosted resource.

No. of Pages : 47 No. of Claims : 17

(12) PATENT APPLICATION PUBLICATION
(19) INDIA
(22) Date of filing of Application :11/04/2014
(21) Application No.2794/CHENP/2014 A
(43) Publication Date : 03/07/2015

(54) Title of the invention : MULTI CYLINDER ROTARY COMPRESSOR AND METHOD FOR JOINING DIVISION PLATE BETWEEN COMPRESSION CHAMBERS THEREOF

(51) International classification :F04C18/356,F04C23/00,F04C29/00
(31) Priority Document No :2011233469
(32) Priority Date :25/10/2011
(33) Name of priority country :Japan
(86) International Application No :PCT/JP2012/077340
Filing Date :23/10/2012
(87) International Publication No :WO 2013/061957
(61) Patent of Addition to Application Number :NA
Filing Date :NA
(62) Divisional to Application Number :NA
Filing Date :NA

(71)**Name of Applicant :**
1)MITSUBISHI ELECTRIC CORPORATION
Address of Applicant :7 3 Marunouchi 2 chome Chiyoda ku Tokyo 1008310 Japan
(72)**Name of Inventor :**
1)KOKUBUN Shinobu
2)NAMURA Hisashi
3)IWASAKI Toshiaki
4)ARAI Toshinori
5)SHIRAHATA Tomohiro

(57) Abstract :
This multi cylinder rotary compressor is provided with a plurality of adjacent compression chambers (21a 21b) and a division plate (35) which is separated into two separate plates (42a 42b) and divides the adjacent compression chambers (21a 21b) with the joint surfaces (43) of the separate plates (42a 42b) thereof pressure joined and affixed to each other. At least one separate plate (42b) has a phase determination surface (phase determination cutout (48)) which is parallel to the joint surface (43) and determines the phase between the two separate plates (42a 42b) in the middle of the outer peripheral surface thereof.

No. of Pages : 43 No. of Claims : 9

(12) PATENT APPLICATION PUBLICATION
(21) Application No.2724/CHENP/2014 A
(19) INDIA
(22) Date of filing of Application :10/04/2014
(43) Publication Date : 03/07/2015

(54) Title of the invention : ENGINE INTAKE CONTROL DEVICE

(51) International classification :F02M69/32
(31) Priority Document No :2011230973
(32) Priority Date :20/10/2011
(33) Name of priority country :Japan
(86) International Application No :PCT/JP2012/076802
Filing Date :17/10/2012
(87) International Publication No :WO 2013/058272
(61) Patent of Addition to Application Number :NA
Filing Date :NA
(62) Divisional to Application Number :NA
Filing Date :NA

(71)**Name of Applicant :**
1)KEIHIN CORPORATION
Address of Applicant :26 2 Nishishinjuku 1 chome Shinjuku ku Tokyo 1630539 Japan
(72)**Name of Inventor :**
1)INAGAKI Daichi
2)MORITA Shinitirou

(57) Abstract :
This engine intake control device is provided with a valve guide hole (20) into which a metering hole (18c) opens a bypass valve (30) that opens and closes said metering hole (18c) a sliding piece (34) coupled to said bypass valve a threaded shaft (35) screwed into a threaded hole (42) in the sliding piece and a motor (27) that drives same. The threaded hole (42) is directly machined into the sliding piece (34). The sliding piece (34) is provided with a transverse hole (36) into which the inside end of the threaded hole (42) opens. The sliding piece (34) and a coil spring (38) that biases the sliding piece (34) in one direction are provided on the bypass valve (30). A tightly wound section (38a) of the coil spring (38) covers the transverse hole (36). A threaded hole can thus be formed in the sliding piece with high precision and foreign material that has gotten inside the bypass valve can be prevented from getting inside the threaded hole without the use of a special cover.

No. of Pages : 24 No. of Claims : 3

(12) PATENT APPLICATION PUBLICATION
(19) INDIA
(22) Date of filing of Application :10/04/2014
(21) Application No.2725/CHENP/2014 A
(43) Publication Date : 03/07/2015

(54) Title of the invention : PANELS OF MEDIUM DENSITY FIBREBOARD

(51) International classification :B27N1/00,B27N3/04,B27K3/36
(31) Priority Document No :11183175.6
(32) Priority Date :28/09/2011
(33) Name of priority country :EPO
(86) International Application No:PCT/EP2012/069086
Filing Date :27/09/2012
(87) International Publication No :WO 2013/045551
(61) Patent of Addition to Application Number :NA
Filing Date :NA
(62) Divisional to Application Number :NA
Filing Date :NA

(71)**Name of Applicant :**
1)TITAN WOOD LIMITED
Address of Applicant :Royal Albert House Sheet Street Windsor SL4 1BE U.K.
(72)**Name of Inventor :**
1)POL Bernardus Jozef Maria
2)VAN DOMMELE Stefan
3)KAPPEN Theorodus Gerardus Marinus Maria

(57) Abstract :
Disclosed are panels of medium density fibreboard (MDF). The panels comprise wood fibres the largest dimension of which is 7 mm or below pressed together with an adhesive. The panels are of a large and thin type having an aspect ratio of at least 100 and a surface area of at least 1 m. Typical problems associated with such large and thin panels e.g. warping behaviour are addressed by employing wood fibres are made of acetylated wood.

No. of Pages : 21 No. of Claims : 14

(12) PATENT APPLICATION PUBLICATION
(19) INDIA
(22) Date of filing of Application :10/04/2014
(21) Application No.2726/CHENP/2014 A
(43) Publication Date : 03/07/2015

(54) Title of the invention : PREPARATION OF METHACRYLIC ACID

(51) International classification :C07C51/42,C07C51/43,C07C57/04
(31) Priority Document No :NA
(32) Priority Date :NA
(33) Name of priority country :NA
(86) International Application No :PCT/CN2011/079765
Filing Date :16/09/2011
(87) International Publication No :WO 2013/037132
(61) Patent of Addition to Application Number :NA
Filing Date :NA
(62) Divisional to Application Number :NA
Filing Date :NA

(71)**Name of Applicant :**
1)EVONIK R–HM GMBH
Address of Applicant :Kirschenallee 64293 Darmstadt Germany
(72)**Name of Inventor :**
1)BALDUF Torsten
2)KOESTNER Martin
3)ZHANG Wenxing
4)GROEN Heidi
5)HENGSTERMANN Axel
6)KRAPFL Maya

(57) Abstract :
The invention relates to a process for preparation of methacrylic acid comprising process steps a) providing a crude methacrylic acid comprising aqueous solution comprising at least one impurity at least partially dissolved therein; b) precipitation of at least a part of the at least one impurity from the crude methacrylic acid comprising aqueous solution to form at least one solid impurity and a mother liquor; c) separation of at least a part of the at least one solid impurity from the mother liquor to obtain a purified methacrylic acid comprising aqueous solution and a solid impurity; d) separation of methacrylic acid from the purified methacrylic acid comprising aqueous solution.

No. of Pages : 23 No. of Claims : 15

(12) PATENT APPLICATION PUBLICATION
(19) INDIA
(22) Date of filing of Application :11/01/2013
(21) Application No.280/CHENP/2013 A
(43) Publication Date : 03/07/2015

(54) Title of the invention : HANDHELD FIELD MAINTENANCE DEVICE WITH IMPROVED USER INTERFACE

(51) International classification :G05B19/042,G05B23/02,G06F1/16
(31) Priority Document No :61/368477
(32) Priority Date :28/07/2010
(33) Name of priority country :U.S.A.
(86) International Application No :PCT/US2011/045664
Filing Date :28/07/2011
(87) International Publication No :WO 2012/016003
(61) Patent of Addition to Application Number :NA
Filing Date :NA
(62) Divisional to Application Number :NA
Filing Date :NA

(71)**Name of Applicant :**
1)FISHER ROSEMOUNT SYSTEMS INC.
Address of Applicant :12301 Research Boulevard Research Park Plaza Building III Austin TX 78759 U.S.A.
(72)**Name of Inventor :**
1)TOEPKE Todd M.
2)KANTZES Christopher P.
3)MATHIOWETZ Brad N.
4)YANG Kun
5)LUND Adam E.

(57) Abstract :
A handheld field maintenance tool (52 102) is provided. The handheld field maintenance tool (52 102) includes a process communication module (121 138) configured to communicate with a field device (22 23 104). The handheld field maintenance tool (52 102) also includes a display (120) and a user input device (122). A controller (130) is coupled to the process communication module (121 138) the user input device (122) and the display (122) and is configured to generate a listing of task based field maintenance operations on the display (120) and receive a user input selecting a task based field maintenance operation (254). The controller (130) is configured to automatically traverse (258) a menu of the field device (22 23 102) using a fast key sequence relative to the selected task. A method of creating a task based field maintenance operation (260) is provided. A method of interacting with a field device menu (300) is also provided.

No. of Pages : 27 No. of Claims : 16

(12) PATENT APPLICATION PUBLICATION
(21) Application No.2712/CHENP/2014 A
(19) INDIA
(22) Date of filing of Application :09/04/2014
(43) Publication Date : 03/07/2015

(54) Title of the invention : METHOD AND APPARATUS FOR CALIBRATING POWER IN FEMTOCELL NETWORKS

(51) International classification :H04W16/08
(31) Priority Document No :61/553038
(32) Priority Date :28/10/2011
(33) Name of priority country :U.S.A.
(86) International Application No :PCT/US2012/062490
Filing Date :29/10/2012
(87) International Publication No :WO 2013/063609
(61) Patent of Addition to Application Number :NA
Filing Date :NA
(62) Divisional to Application Number :NA
Filing Date :NA

(71)**Name of Applicant :**
1)QUALCOMM INCORPORATED
Address of Applicant :Attn: International IP Administration 5775 Morehouse Drive San Diego CA 92121 U.S.A.
(72)**Name of Inventor :**
1)TOKGOZ Yeliz
2)YAVUZ Mehmet

(57) Abstract :
Apparatus and methods for managing a load in a network of femto nodes are described herein. One or more parameters corresponding to a resource load on a femto node may be detected. The power of the femto node may be adjusted based on the one or more parameters to decrease a resource load on the femto node. One or more other femto nodes may then be notified of the power adjustment.

No. of Pages : 45 No. of Claims : 31

(12) PATENT APPLICATION PUBLICATION
(19) INDIA
(22) Date of filing of Application :09/04/2014
(21) Application No.2713/CHENP/2014 A
(43) Publication Date : 03/07/2015

(54) Title of the invention : POWER ADAPTER AND METHOD OF ADAPTING POWER FOR ELECTRONIC DEVICES

(51) International classification :H02J7/00
(31) Priority Document No :NA
(32) Priority Date :NA
(33) Name of priority country :NA
(86) International Application No :PCT/CN2011/001670
Filing Date :08/10/2011
(87) International Publication No :WO 2013/049955
(61) Patent of Addition to Application Number :NA
Filing Date :NA
(62) Divisional to Application Number :NA
Filing Date :NA

(71)**Name of Applicant :**
1)QUALCOMM INCORPORATED
Address of Applicant :5775 Morehouse Drive San Diego California 92121 U.S.A.
(72)**Name of Inventor :**
1)ZHOU Peiqi
2)YAN Wei

(57) Abstract :
A power adapter and a method for adapting power for electronic devices. Two or more input ports (101 103 105) are connectable to electrical power sources. An output port (109) is connectable to an electronic device. A controller (113) is in parallel power receiving communication with the input ports (101 103 105) in power providing communication with the output port (109) and in data carrying communication between the output port (109) and a first one of the input ports (101). The method includes checking for electrical power at the first input port (101) and at least one other input port (103 or 105) and when electrical power is present at both coupling the power from the input ports in parallel to the output port (109) and enabling data communication between the first input port (101) and the output port (109). The power adapter and the method enable the electronic device to draw power simultaneously from two or more sources while maintaining data communication with a host.

No. of Pages : 19 No. of Claims : 15

(12) PATENT APPLICATION PUBLICATION
(21) Application No.2796/CHENP/2014 A
(19) INDIA
(22) Date of filing of Application :11/04/2014
(43) Publication Date : 03/07/2015

(54) Title of the invention : WIRELESS POWER CARRIER SYNCHRONOUS COMMUNICATION

(51) International classification :H04B5/00
(31) Priority Document No :61/550281
(32) Priority Date :21/10/2011
(33) Name of priority country :U.S.A.
(86) International Application No :PCT/US2012/060645
Filing Date :17/10/2012
(87) International Publication No :WO 2013/059342
(61) Patent of Addition to Application Number :NA
Filing Date :NA
(62) Divisional to Application Number :NA
Filing Date :NA

(71)**Name of Applicant :**
1)QUALCOMM INCORPORATED
Address of Applicant :5775 Morehouse Drive San Diego California 92121 1714 U.S.A.
(72)**Name of Inventor :**
1)VON NOVAK III William Henry

(57) Abstract :
An apparatus and method for communication with a wireless power transmitter are disclosed. According to one aspect a device may include an antenna for wirelessly transmitting a power signal at a power carrier and data signal at a data signal carrier. A receiver may be configured to receive the power signal and the data signal and determine a reference signal based on the received signal.

No. of Pages : 40 No. of Claims : 20

(12) PATENT APPLICATION PUBLICATION
(21) Application No.2797/CHENP/2014 A
(19) INDIA
(22) Date of filing of Application :11/04/2014
(43) Publication Date : 03/07/2015

(54) Title of the invention : APPARATUS AND METHOD FOR SELECTION OF A SET OF CELLS FOR INTERFERENCE CANCELLATION IN A WIRELESS COMMUNICATION SYSTEM

(51) International classification :H04B1/7107
(31) Priority Document No :61/543293
(32) Priority Date :04/10/2011
(33) Name of priority country :U.S.A.
(86) International Application No :PCT/US2012/058737
Filing Date :04/10/2012
(87) International Publication No :WO 2013/066556
(61) Patent of Addition to Application Number :NA
Filing Date :NA
(62) Divisional to Application Number :NA
Filing Date :NA

(71)**Name of Applicant :**
1)QUALCOMM INCORPORATED
Address of Applicant :Attn: International IP Administration 5775 Morehouse Drive San Diego California 92121 1714 U.S.A.
(72)**Name of Inventor :**
1)DABBAGH Ameer
2)ANG Peter P.
3)ATTAR Rashid Ahmed Akbar
4)SUN Jing

(57) Abstract :
Apparatus and methods are disclosed for generating and managing a set of sectors the signals received from which are utilized to generate an interference estimate for use by an interference cancellation circuit. The set of sectors generally includes a subset of the combined set of sectors in the Active Set and the Candidate Set for an access terminal. A finger of a receiver at an access terminal can be assigned to each sector in the set of sectors for interference cancellation to improve receiver operations. Other aspects embodiments and features are also claimed and described.

No. of Pages : 36 No. of Claims : 32

(12) PATENT APPLICATION PUBLICATION
(19) INDIA
(22) Date of filing of Application :11/04/2014
(21) Application No.2798/CHENP/2014 A
(43) Publication Date : 03/07/2015

(54) Title of the invention : CONTROLLING STREAMING DELAY IN COMMUNICATION NETWORKS

(51) International classification :H04L29/06
(31) Priority Document No :61/546964
(32) Priority Date :13/10/2011
(33) Name of priority country :U.S.A.
(86) International Application No :PCT/US2012/059995
Filing Date :12/10/2012
(87) International Publication No :WO 2013/056076
(61) Patent of Addition to Application Number :NA
Filing Date :NA
(62) Divisional to Application Number :NA
Filing Date :NA

(71)**Name of Applicant :**
1)QUALCOMM INCORPORATED
Address of Applicant :Att: International IP Administration 5775 Morehouse Drive San Diego California 92121 1714 U.S.A.
(72)**Name of Inventor :**
1)SHAUH Jack S.
2)LEE Kuo Chun
3)NARAYANAN Rajesh
4)KAPALLI Giridhar
5)VERALL Stephen M
6)MAHESHWARI Shailesh
7)NAGARAJ Thadi M.

(57) Abstract :
Techniques are provided for reducing delay during streaming transmissions. A method may include receiving a stream of Dynamic Adaptive Streaming over HTTP (DASH) data segments (308) at a File Delivery over Unidirectional Transport (FLUTE) packet engine (310 400). The method may include establishing a first group of segments based on the DASH data segments and generating a first table of information. The method may include transmitting the first table (430b) and the first group of segments (430a) and establishing a second group of segments based on the DASH data segments the second group of segments including a partial overlap of DASH data segments included in the first group of segments. The method may include generating a second table of information (430b) and transmitting the second table and a collection of segments (430a) that includes DASH data segments from the second group that were not part of the first group.

No. of Pages : 51 No. of Claims : 35

(12) PATENT APPLICATION PUBLICATION
(21) Application No.2045/CHE/2014 A
(19) INDIA
(22) Date of filing of Application :22/04/2014
(43) Publication Date : 03/07/2015

(54) Title of the invention : PARALLEL ROBOT, ROBOT SYSTEM, AND ASSEMBLY METHOD FOR TRANSFER SYSTEM

(51) International classification :B25J9/00
(31) Priority Document No :JP2013-120739
(32) Priority Date :07/06/2013
(33) Name of priority country :Japan
(86) International Application No :NA
Filing Date :NA
(87) International Publication No : NA
(61) Patent of Addition to Application Number :NA
Filing Date :NA
(62) Divisional to Application Number :NA
Filing Date :NA

(71)**Name of Applicant :**
1)Kabushiki Kaisha Yaskawa Denki
Address of Applicant :2-1, Kurosaki-Shiroishi, Yahatanishi-ku, Kitakyushu-shi, Fukuoka 806-0004 Japan
(72)**Name of Inventor :**
1)Nobuhiko MIHARA
2)Takashi SANADA

(57) Abstract :
A parallel robot 1 includes a base casing (11), a plurality of arms (20), and an end unit (30). The base casing (11) contains a plurality of actuators (12). Each of the arms (20) is coupled to one of the actuators (12). The end unit (30) is coupled to the plurality of arms (20). A communication hole (11c) for allowing piping and/or wiring to continue is formed in the base casing (11) at its side facing the end unit (30).

No. of Pages : 27 No. of Claims : 12

(12) PATENT APPLICATION PUBLICATION
(19) INDIA
(22) Date of filing of Application :10/04/2014
(21) Application No.2729/CHENP/2014 A
(43) Publication Date : 03/07/2015

(54) Title of the invention : THERMOPLASTIC MOULDING COMPOSITION AND MOULDED PARTS PRODUCED THEREFROM WITH IMPROVED WEAR RESISTANCE

(51) International classification :C08K3/00
(31) Priority Document No :11184585.5
(32) Priority Date :11/10/2011
(33) Name of priority country :EPO
(86) International Application No :PCT/EP2012/069990
Filing Date :10/10/2012
(87) International Publication No :WO 2013/053723
(61) Patent of Addition to Application Number :NA
Filing Date :NA
(62) Divisional to Application Number :NA
Filing Date :NA

(71)**Name of Applicant :**
1)BASF SE
Address of Applicant :67056 Ludwigshafen Germany
(72)**Name of Inventor :**
1)HENNENBERGER Florian
2)V–LKEL Mark
3)BLUHM R¼diger
4)MALETZKO Christian
5)GEBHARD Andreas
6)SUTOR Stefan

(57) Abstract :
The present invention relates to thermoplastic moulding compositions and moulded parts with improved wear resistance containing at least one thermoplastic matrix (M) at least one carbon reinforcing fibre (F) at least one carbon component (K) at least one silicate component (S) the at least one silicate component (S) containing particles having a length/thickness ratio greater than or equal to three in one particle dimension and at least one titanium dioxide (T).

No. of Pages : 26 No. of Claims : 15

(12) PATENT APPLICATION PUBLICATION
(19) INDIA
(22) Date of filing of Application :10/04/2014
(21) Application No.2730/CHENP/2014 A
(43) Publication Date : 03/07/2015

(54) Title of the invention : METHOD FOR PROCESSING COKE OVEN GAS

(51) International classification :F27D17/00,C07C29/151
(31) Priority Document No :10 2011 113 504.2
(32) Priority Date :15/09/2011
(33) Name of priority country :Germany
(86) International Application No :PCT/EP2012/003370
Filing Date :07/08/2012
(87) International Publication No :WO 2013/037443
(61) Patent of Addition to Application Number :NA
Filing Date :NA
(62) Divisional to Application Number :NA
Filing Date :NA

(71)**Name of Applicant :**
1)LINDE AKTIENGESELLSCHAFT
Address of Applicant :Klosterhofstrasse 1 80331 M¼nchen Germany
(72)**Name of Inventor :**
1)SCH–DEL Nicole
2)HAIDEGGER Ernst
3)SCHMIGALLE Holger
4)G–KE Volker
5)SCHMADERER Harald

(57) Abstract :
The invention relates to a method for processing coke oven gas said coke oven gas containing hydrogen wherein the coke oven gas is at least partially integrated into a method for producing dimethyl ether in conjunction with a gas containing carbon monoxide and/or carbon dioxide whereby a DME containing product gas is formed. At the outset of the method for the formation of dimethyl ether a ratio of hydrogen to carbon monoxide weighted with the carbon dioxide concentration (formula (I)) of 0.9 to 1.1 is set wherein the DME containing product gas is integrated into a method for converting dimethyl ether to olefins whereby an olefin containing product gas is formed and wherein olefins in particular ethylene and/or propylene is/are separated from the olefin containing product gas by means of separating methods.

No. of Pages : 12 No. of Claims : 11

(12) PATENT APPLICATION PUBLICATION
(21) Application No.2804/CHENP/2014 A
(19) INDIA
(22) Date of filing of Application :11/04/2014
(43) Publication Date : 03/07/2015

(54) Title of the invention : COMMUNICATION TERMINAL CONTROL METHOD PROGRAM AND RECORDING MEDIUM

(51) International classification :H04M1/00
(31) Priority Document No :2012037781
(32) Priority Date :23/02/2012
(33) Name of priority country :Japan
(86) International Application No :PCT/JP2013/052398
Filing Date :01/02/2013
(87) International Publication No :WO 2013/125331
(61) Patent of Addition to Application Number :NA
Filing Date :NA
(62) Divisional to Application Number :NA
Filing Date :NA

(71)**Name of Applicant :**
1)SHARP KABUSHIKI KAISHA
Address of Applicant :22 22 Nagaike cho Abeno ku Osaka shi Osaka 5458522 Japan
(72)**Name of Inventor :**
1)FUJIMOTO Masahiro

(57) Abstract :
A communication terminal (1) related to the present invention is provided with a controller (12) that displays a plurality of call destination specific information related to keys operated by touch from among the plurality of call destination specific information related to each numeric key (22) when the touch operation of any of the numeric keys (22) is detected and sets the telephone number specified by the selected call destination specific information to the call destination when any of the plurality of call destination specific information was selected.

No. of Pages : 57 No. of Claims : 10

(12) PATENT APPLICATION PUBLICATION
(19) INDIA
(22) Date of filing of Application :11/04/2014
(21) Application No.2805/CHENP/2014 A
(43) Publication Date : 03/07/2015

(54) Title of the invention : SUBSTITUTED TETRAHYDROISOQUINOLINE COMPOUNDS AS FACTOR XIA INHIBITORS

(51) International classification	:C07D217/26,C07D401/10,C07D401/12
(31) Priority Document No	:61/547301
(32) Priority Date	:14/10/2011
(33) Name of priority country	:U.S.A.
(86) International Application No Filing Date	:PCT/US2012/059932 :12/10/2012
(87) International Publication No	:WO 2013/056034
(61) Patent of Addition to Application Number Filing Date	:NA :NA
(62) Divisional to Application Number Filing Date	:NA :NA

(71)**Name of Applicant :**
1)BRISTOL MYERS SQUIBB COMPANY
Address of Applicant :P.O. Box 4000 Route 206 and ProvinceLine Road Princeton New Jersey 08543 4000 U.S.A.
(72)**Name of Inventor :**
1)ORWAT Michael J.
2)PINTO Donald J.P.
3)SMITH II Leon M.
4)SRIVASTAVA Shefali

(57) Abstract :
The present invention provides compounds of Formula (I) or stereoisomers pharmaceutically acceptable salts thereof wherein all of the variables are as defined herein. These compounds are inhibitors of factor XIa and/or plasma kallikrein which may be used as medicaments.

No. of Pages : 188 No. of Claims : 13

(12) PATENT APPLICATION PUBLICATION
(21) Application No.2728/CHENP/2014 A
(19) INDIA
(22) Date of filing of Application :10/04/2014
(43) Publication Date : 03/07/2015

(54) Title of the invention : SPECTACLE TYPE WIRELESS COMMUNICATOR

(51) International classification :H04B1/08,G02C11/00,H01Q1/44
(31) Priority Document No :2011242836
(32) Priority Date :04/11/2011
(33) Name of priority country :Japan
(86) International Application No :PCT/JP2012/076950
Filing Date :18/10/2012
(87) International Publication No :WO 2013/065496
(61) Patent of Addition to Application Number :NA
Filing Date :NA
(62) Divisional to Application Number :NA
Filing Date :NA

(71)**Name of Applicant :**
1)SHARP KABUSHIKI KAISHA
Address of Applicant :22 22 Nagaike cho Abeno ku Osaka shi Osaka 5458522 Japan
(72)**Name of Inventor :**
1)KATAYAMA Tomofumi

(57) Abstract :
This spectacle type wireless communicator (1) which is mounted on the head of a user is provided with: left and right eye piece units (11); temples (14); and a hinge (17) for folding an antenna (100) for performing wireless communication the eye piece units (11) and the temples (14). In a folded state the temples (14) have a shape which is curved in a direction away from the antenna (100) which has been disposed in a peripheral area along the outer periphery of the eye piece units (11).

No. of Pages : 67 No. of Claims : 6

(12) PATENT APPLICATION PUBLICATION
(19) INDIA
(22) Date of filing of Application :11/04/2014
(21) Application No.2801/CHENP/2014 A
(43) Publication Date : 03/07/2015

(54) Title of the invention : APPARATUS FOR PRODUCING PARBOILED RICE

(51) International classification :A47J27/16,A23L1/182
(31) Priority Document No :NA
(32) Priority Date :NA
(33) Name of priority country :NA
(86) International Application No :PCT/JP2011/006004
Filing Date :26/10/2011
(87) International Publication No :WO 2013/061372
(61) Patent of Addition to Application Number :NA
Filing Date :NA
(62) Divisional to Application Number :NA
Filing Date :NA

(71)**Name of Applicant :**
1)SATAKE CORPORATION
Address of Applicant :7 2 Sotokanda 4 chome Chiyoda ku Tokyo 1010021 Japan
(72)**Name of Inventor :**
1)MATSUSHIMA Hideaki
2)MIZUNO Hidenori
3)WAKABAYASHI Keishi
4)NISHIMURA Akiko
5)UEMUKI Naoya

(57) Abstract :
The purpose of the invention is to provide an apparatus for producing parboiled rice that is capable of producing good quality parboiled rice efficiently without increasing the overall size of the apparatus. This apparatus for producing parboiled rice is characterized in being provided with: a drum on the circumferential surface of which an ingredient hatch is provided and which is disposed so as to be rotatable around a horizontal shaft center; a heating means that is disposed inside the drum and is for heating the interior of said drum; a stirring means that is disposed inside the drum and is for stirring the ingredient placed in the drum from the ingredient hatch; a steam supplying means for supplying steam into the drum; a pressure adjusting means that has a valve which allows connection of the inside of the drum with the outside air and that enables the inside of the drum to be pressurized by steam supplied from the steam supplying means as a result of closing the valve during the processing of the ingredient using a pressurized steaming process; a water adding means that is disposed inside the drum and is for adding water to the ingredient inside the drum; and a drying means for drying the ingredient by depressurizing the interior of the drum.

No. of Pages : 35 No. of Claims : 6

(12) PATENT APPLICATION PUBLICATION
(19) INDIA
(22) Date of filing of Application :11/04/2014
(21) Application No.2802/CHENP/2014 A
(43) Publication Date : 03/07/2015

(54) Title of the invention : LOW THICKNESS CEMENTITIOUS PRODUCT WITH ELEVATED SURFACE QUALITIES FOR NON STRUCTURAL APPLICATIONS AND METHOD FOR ITS MANUFACTURE

(51) International classification :C04B28/04,B28B7/36,B29C67/24
(31) Priority Document No :MI2011A001642
(32) Priority Date :12/09/2011
(33) Name of priority country :Italy
(86) International Application No :PCT/EP2012/067762
Filing Date :12/09/2012
(87) International Publication No :WO 2013/037792
(61) Patent of Addition to Application Number :NA
Filing Date :NA
(62) Divisional to Application Number :NA
Filing Date :NA

(71)**Name of Applicant :**
1)ITALCEMENTI S.P.A.
Address of Applicant :Via G. Camozzi 124 I Bergamo 24121 Italy
(72)**Name of Inventor :**
1)ALFANI Roberta
2)CAPONE Claudia
3)RAMPINELLI Flavio

(57) Abstract :
MaxAim of the present invention is to obtain cementitious products having smooth planar surfaces and low thickness for applications having aesthetic purpose of integrated architecture or as substrates for example for a thin film photovoltaic unit with controlled curling and surface roughness manufactured by mould casting of a fluid composition comprising: I. a hydraulic binder; II. one or more aggregates; III. an anti shrinkage agent; IV. a superplasticizer agent; V. water wherein the percentage by weight of said hydraulic binder in the composition is lower than that of said aggregates and wherein said aggregates have a maximum diameter d not greater than one third of the thickness of the product the final product thus having an arithmetic mean surface roughness Ra not greater than 500 nm and curling not greater than 1500 micron.

No. of Pages : 24 No. of Claims : 21

(12) PATENT APPLICATION PUBLICATION
(19) INDIA
(22) Date of filing of Application :11/04/2014
(21) Application No.2803/CHENP/2014 A
(43) Publication Date : 03/07/2015

(54) Title of the invention : SELF ADHESIVE LAVATORY TREATMENT COMPOSITIONS

(51) International classification :A61L9/05,C11D1/72,C11D3/20
(31) Priority Document No :61/672029
(32) Priority Date :16/07/2012
(33) Name of priority country :U.S.A.
(86) International Application No :PCT/GB2013/051882
Filing Date :15/07/2013
(87) International Publication No :WO 2014/013234
(61) Patent of Addition to Application Number :NA
Filing Date :NA
(62) Divisional to Application Number :NA
Filing Date :NA

(71)**Name of Applicant :**
1)RECKITT BENCKISER LLC
Address of Applicant :Morris Corporate Center IV 399 Interpace Parkway Parsippany New Jersey 07054 U.S.A.
(72)**Name of Inventor :**
1)BURT Diane Joyce
2)LUCIANO Priscila Mira

(57) Abstract :
Self adhesive lavatory treatment compositions comprise an adhesion promoter based on a fatty alcohol polyglycol ether as may be represented by the following structural formula (I): (Formula (I)) within which R is an C C aliphatic mono or poly alkene moiety and n has a value of from 1 to 50 an organic solvent constituent a surfactant and water.

No. of Pages : 57 No. of Claims : 10

(12) PATENT APPLICATION PUBLICATION
(19) INDIA
(22) Date of filing of Application :08/04/2014
(21) Application No.2680/CHENP/2014 A
(43) Publication Date : 03/07/2015

(54) Title of the invention : USE OF STRIGOLACTONES AND STRIGOLACTONE ANALOGS FOR TREATING PROLIFERATIVE CONDITIONS

(51) International classification :C07D407/12,A01N43/08,A61K31/365
(31) Priority Document No:61/537062
(32) Priority Date :21/09/2011
(33) Name of priority country :U.S.A.
(86) International Application No :PCT/IL2012/050381
Filing Date :20/09/2012
(87) International Publication No :WO 2013/042124
(61) Patent of Addition to Application Number :NA
Filing Date :NA
(62) Divisional to Application Number :NA
Filing Date :NA

(71)**Name of Applicant :**
1)THE STATE OF ISRAEL MINISTRY OF AGRICULTURE & RURAL DEVELOPMENT AGRICULTURAL RESEARCH ORGANIZATION (ARO) (VOLCANI CENTER)
Address of Applicant :Volcani Center P.O. Box 6 50250 Bet Dagan Israel
2)GEORGETOWN UNIVERSITY
(72)**Name of Inventor :**
1)KAPULNIK Yoram
2)KOLTAI Hinanit
3)YARDEN Ronit
4)PRANDI Cristina

(57) Abstract :
Compound of formula X wherein P is a fused ring system comprising one 6 membered and two 5 membered rings; v indicates an S or R configuration; or individual isomers or pharmaceutically acceptable salts thereof or mixtures thereof in the preparation of an active agent for preventing or inhibiting cell proliferation or for inducing cell death.

No. of Pages : 121 No. of Claims : 18

(12) PATENT APPLICATION PUBLICATION
(19) INDIA
(22) Date of filing of Application :08/04/2014
(21) Application No.2681/CHENP/2014 A
(43) Publication Date : 03/07/2015

(54) Title of the invention : RECOMBINANT NON PATHOGENIC MAREK S DISEASE VIRUS CONSTRUCTS ENCODING INFECTIOUS LARYNGOTRACHEITIS VIRUS AND NEWCASTLE DISEASE VIRUS ANTIGENS

(51) International classification :C12N15/86,C12N7/01,C12N15/869
(31) Priority Document No :61/549844
(32) Priority Date :21/10/2011
(33) Name of priority country :U.S.A.
(86) International Application No :PCT/EP2012/070728
Filing Date :19/10/2012
(87) International Publication No :WO 2013/057236
(61) Patent of Addition to Application Number :NA
Filing Date :NA
(62) Divisional to Application Number :NA
Filing Date :NA

(71)**Name of Applicant :**
1)INTERVET INTERNATIONAL B.V.
Address of Applicant :Wim de Krverstraat 35 NL 5831 AN Boxmeer Netherlands
(72)**Name of Inventor :**
1)COOK Stephanie
2)MORSEY Mohamad
3)PETERSEN Gary
4)SONDERMEIJER Paulus Jacobus Antonius

(57) Abstract :
The present invention discloses novel recombinant multivalent non pathogenic Marek s Disease virus constructs that encode and express both Infectious Laryngotracheitis Virus and Newcastle Disease virus protein antigens and methods of their use in poultry vaccines.

No. of Pages : 74 No. of Claims : 25

(12) PATENT APPLICATION PUBLICATION
(19) INDIA
(22) Date of filing of Application :09/04/2014
(21) Application No.2682/CHENP/2014 A
(43) Publication Date : 03/07/2015

(54) Title of the invention : DUST COLLECTOR

(51) International classification :B01D46/02,B01D46/04
(31) Priority Document No :2011198973
(32) Priority Date :13/09/2011
(33) Name of priority country :Japan
(86) International Application No :PCT/JP2012/063889
Filing Date :30/05/2012
(87) International Publication No :WO 2013/038757
(61) Patent of Addition to Application Number :NA
Filing Date :NA
(62) Divisional to Application Number :NA
Filing Date :NA

(71)**Name of Applicant :**
1)SINTOKOGIO LTD.
Address of Applicant :11 11 Nishiki 1 chome Naka ku Nagoya shi Aichi 4600003 Japan
(72)**Name of Inventor :**
1)AMANO Hiroyuki
2)SUZUKI Takashi

(57) Abstract :
The present invention is a dust collector that separates dust from air containing dust. This dust collector has: a dust collection chamber; a cleaning chamber disposed on the downstream side of this dust collection chamber; a dividing member that separates this dust collection chamber and this cleaning chamber; a blower that is disposed in the cleaning chamber and sucks out air; and a filter cloth unit for dust collection attached to the dividing member. The filter cloth unit for dust collection is provided with: a filter cloth group disposed within the dust collection chamber and in which multiple envelope shaped filter cloths in which the upper edge is made into an opening are arranged in parallel; frame shaped packing made to adhere to the peripheral parts on the opening side of this filter cloth group; and a filter attachment member which is a filter attachment member for attaching the filter group to which this packing has been attached to the dividing member and in which is formed a sandwiching part that sandwiches both end parts of the envelope shaped filter cloths on the opening side.

No. of Pages : 37 No. of Claims : 9

(12) PATENT APPLICATION PUBLICATION
(19) INDIA
(22) Date of filing of Application :10/04/2014
(21) Application No.2750/CHENP/2014 A
(43) Publication Date : 03/07/2015

(54) Title of the invention : METHOD FOR DETECTING WAKE CONDITIONS OF A PORTABLE ELECTRONIC DEVICE

(51) International classification :G06F1/16,G06F1/32,G06F3/0488
(31) Priority Document No :13/279735
(32) Priority Date :24/10/2011
(33) Name of priority country :U.S.A.
(86) International Application No :PCT/US2012/057420
Filing Date :27/09/2012
(87) International Publication No :WO 2013/062710
(61) Patent of Addition to Application Number :NA
Filing Date :NA
(62) Divisional to Application Number :NA
Filing Date :NA

(71)**Name of Applicant :**
1)MOTOROLA MOBILITY LLC
Address of Applicant :600 North US Highway 45 Libertyville Illinois 60048 U.S.A.
(72)**Name of Inventor :**
1)ZHAO Hong
2)PHAM Hung D.

(57) Abstract :
There is described a portable electronic device (101) capable of detecting wake conditions comprising a motion sensor (221) a touch sensor (223) and a processor (203). The motion sensor (221) is configured to detect tap data (303) associated with user input within a predetermined time period. The touch sensor (223) is configured to detect touch data (307) associated with the user input within the predetermined time period. The touch sensor (223) is activated (305) in response to detecting the tap data at the motion sensor. The processor (203) is configured to determine (311) whether the touch data corresponds to at least one touch criterion and activate (313) a function of the portable electronic device (101) in response to determining that the touch data corresponds to the at least one touch criterion.

No. of Pages : 19 No. of Claims : 16

(12) PATENT APPLICATION PUBLICATION
(19) INDIA
(22) Date of filing of Application :14/04/2014
(21) Application No.2815/CHENP/2014 A
(43) Publication Date : 03/07/2015

(54) Title of the invention : CHITOOLIGOSACCHARIDES AND METHODS FOR USE IN ENHANCING PLANT GROWTH

(51) International classification :A01N31/06,A01N35/10,A01N37/40
(31) Priority Document No :61/538326
(32) Priority Date :23/09/2011
(33) Name of priority country :U.S.A.
(86) International Application No :PCT/US2012/056870
Filing Date :24/09/2012
(87) International Publication No :WO 2013/044208
(61) Patent of Addition to Application Number :NA
Filing Date :NA
(62) Divisional to Application Number :NA
Filing Date :NA

(71)**Name of Applicant :**
1)NOVOZYMES BIOAG A/S
Address of Applicant :Krogshoejvej 36 DK 2880 Bagsvaerd Denmark
2)NOVOZYMES BIOLOGICALS INC.
(72)**Name of Inventor :**
1)SMITH R. Stewart
2)HABIB Ahsan

(57) Abstract :
Disclosed are methods of enhancing plant growth comprising treating plant seed or the plant that germinates from the seed with an effective amount of at least one chitooligosaccharide wherein upon harvesting the plant exhibits at least one of increased plant yield measured in terms of bushels/acre increased root number increased root length increased root mass increased root volume and increased leaf area compared to untreated plants or plants harvested from untreated seed.

No. of Pages : 89 No. of Claims : 42

(12) PATENT APPLICATION PUBLICATION
(19) INDIA
(22) Date of filing of Application :15/05/2014
(21) Application No.2417/CHE/2014 A
(43) Publication Date : 03/07/2015

(54) Title of the invention : COOLING TRAY

(51) International classification :F25C1/00
(31) Priority Document No :61/823,464
(32) Priority Date :15/05/2013
(33) Name of priority country :U.S.A.
(86) International Application No :NA
Filing Date :NA
(87) International Publication No : NA
(61) Patent of Addition to Application Number :NA
Filing Date :NA
(62) Divisional to Application Number :NA
Filing Date :NA

(71)**Name of Applicant :**
1)D.W. HABER & SON, INC.
Address of Applicant :825 E, 140TH STREET, BRONX, NY 10454 U.S.A.
(72)**Name of Inventor :**
1)DAVID HABER
2)DAVID CONROY
3)ELENA LOSIK DAMM

(57) Abstract :
A cooling tray includes a container, springs placed within the container to exerting a vertical thrust, a platform residing within the container and coupled to each spring, and a bowl for residing above the container. When ice is placed on the platform, the plurality of springs are each compressed such that the cooling material contacts an undersurface of the bowl. As the ice melts, the water flows below the platform, and the springs decompress and maintain the remaining ice in contact with the undersurface of the bowl. In this manner, food that requires refrigeration may be served from the portable cooling tray at the appropriate temperature. A formed ice block may be used to impart greater and more efficient cooling as a greater surface area of the ice contacts the undersurface of the bowl. The bowl may be of aluminum to further increase the efficiency.

No. of Pages : 42 No. of Claims : 15

(12) PATENT APPLICATION PUBLICATION
(19) INDIA
(22) Date of filing of Application :08/04/2014
(21) Application No.2658/CHENP/2014 A
(43) Publication Date : 03/07/2015

(54) Title of the invention : DEVICE AND METHOD FOR MONITORING MOVEMENT AND ORIENTATION OF THE DEVICE

(51) International classification :A61B5/18,A61B5/00,A61B5/08
(31) Priority Document No :61/549366
(32) Priority Date :20/10/2011
(33) Name of priority country :U.S.A.
(86) International Application No:PCT/IB2012/055593
Filing Date :15/10/2012
(87) International Publication No :WO 2013/057648
(61) Patent of Addition to Application Number :NA
Filing Date :NA
(62) Divisional to Application Number :NA
Filing Date :NA

(71)**Name of Applicant :**
1)KONINKLIJKE PHILIPS N.V.
Address of Applicant :High Tech Campus 5 NL 5656 AE Eindhoven Netherlands
(72)**Name of Inventor :**
1)BINDSZUS Andreas
2)VERKRUIJSSE Willem
3)KIRENKO Ihor Olehovych
4)BARTULA Marek Janusz

(57) Abstract :
The present invention relates to a device and method for monitoring movement and orientation of the device comprising an imaging unit (10) for obtaining images over time a holding means (12 13) for holding said imaging unit to obtain images from the surroundings of the device and a processing unit (14) for detecting movement and orientation of the device by detecting changes in subsequently obtained images.

No. of Pages : 22 No. of Claims : 15

(12) PATENT APPLICATION PUBLICATION
(19) INDIA
(22) Date of filing of Application :10/04/2014
(21) Application No.2740/CHENP/2014 A
(43) Publication Date : 03/07/2015

(54) Title of the invention : CONTROLLED RECORDED 3 WAY CALLING

(51) International classification :H04B7/00
(31) Priority Document No :61/546342
(32) Priority Date :12/10/2011
(33) Name of priority country :U.S.A.
(86) International Application No :PCT/US2012/060102
Filing Date :12/10/2012
(87) International Publication No :WO 2013/056156
(61) Patent of Addition to Application Number :NA
Filing Date :NA
(62) Divisional to Application Number :NA
Filing Date :NA

(71)**Name of Applicant :**
1)WORLD EMERGENCY NETWORK NEVADA LTD.
Address of Applicant :402 N. Division Street Carson City NV 89703 U.S.A.
(72)**Name of Inventor :**
1)BENNETT Christopher Ryan

(57) Abstract :
Agencies issue recording devices to personnel for administrating and monitoring controlled calls during the course of their duties. To provide flexible capabilities to agencies a virtual number is provisioned and configured to enable an operator to administrate controlled calls without dedicated recording devices. Using the virtual number the operator may setup a controlled call between a victim and a baddie. The victim is contacted via the virtual number by the operator and optionally informed about the controlled call process. In turn the baddie is contacted using number information of the victim s phone and connected with the victim. Call audio between the victim and baddie is transmitted to the operator. When necessary the operator may terminate the call remotely from the telephonic device the operator used to setup the call.

No. of Pages : 46 No. of Claims : 28

(12) PATENT APPLICATION PUBLICATION
(19) INDIA
(22) Date of filing of Application :10/04/2014
(21) Application No.2741/CHENP/2014 A
(43) Publication Date : 03/07/2015

(54) Title of the invention : INTERFACE DEVICE FOR AN ENERGY HARVESTING SYSTEM

(51) International classification :F24H1/00,F24D19/10,G06F3/038
(31) Priority Document No :61/547463
(32) Priority Date :14/10/2011
(33) Name of priority country :U.S.A.
(86) International Application No :PCT/AU2012/001239
Filing Date :12/10/2012
(87) International Publication No :WO 2013/053014
(61) Patent of Addition to Application Number :NA
Filing Date :NA
(62) Divisional to Application Number :NA
Filing Date :NA

(71)**Name of Applicant :**
1)CARBONTRACK PTY LTD
Address of Applicant :Level 1 58 Burwood Road Hawthorn Victoria 3122 Australia
(72)**Name of Inventor :**
1)LIVADARAS Spyridon
2)HARRIDGE Evan Neil
3)KALLAMKOTE Shavaj

(57) Abstract :
Described embodiments relate generally to energy harvesting systems and interface devices for such systems. In particular such energy harvesting systems may be configured to harvest kinetic energy from the environment such as wind hydro wave or geothermal energy or to harvest electromagnetic energy like solar radiation. Embodiments also relate to systems and methods to facilitate remote monitoring and/or control of a system comprising an interface device.

No. of Pages : 99 No. of Claims : 27

(12) PATENT APPLICATION PUBLICATION
(19) INDIA
(22) Date of filing of Application :11/01/2013
(21) Application No.282/CHENP/2013 A
(43) Publication Date : 03/07/2015

(54) Title of the invention : METHOD FOR PROTECTING RICE FROM BEING INFECTED BY FUNGI

(51) International classification :A01N43/653,A01N43/90,A01P3/00
(31) Priority Document No :61/356064
(32) Priority Date :18/06/2010
(33) Name of priority country :U.S.A.
(86) International Application No :PCT/IB2011/052653
Filing Date :17/06/2011
(87) International Publication No :WO 2011/158216
(61) Patent of Addition to Application Number :NA
Filing Date :NA
(62) Divisional to Application Number :NA
Filing Date :NA

(71)**Name of Applicant :**
1)BASF SE
Address of Applicant :67056 Ludwigshafen Germany
2)BASF (CHINA) COMPANY LIMITED
(72)**Name of Inventor :**
1)STIERL Reinhard

(57) Abstract :
Method for protecting rice from being infected by harmful fungi wherein the fungi their habitat rice plants their seed rice plant propagation material or the soil on which rice is grown or intended to be grown is treated with epoxiconazole and tricyclazole in synergistically effective amounts; use of a composition comprising epoxiconazole tricyclazole and optionally a further commercially available fungicide for preparing a composition suitable for protecting rice from being infected by harmful fungi.

No. of Pages : 14 No. of Claims : 9

(12) PATENT APPLICATION PUBLICATION
(19) INDIA
(22) Date of filing of Application :10/04/2014
(21) Application No.2753/CHENP/2014 A
(43) Publication Date : 03/07/2015

(54) Title of the invention : SYNTHETIC RESIN SLIDE BEARING

(51) International classification :F16C17/10,F16C33/20,F16C33/74
(31) Priority Document No :2011241702
(32) Priority Date :02/11/2011
(33) Name of priority country :Japan
(86) International Application No :PCT/JP2012/006877
Filing Date :26/10/2012
(87) International Publication No :WO 2013/065273
(61) Patent of Addition to Application Number :NA
Filing Date :NA
(62) Divisional to Application Number :NA
Filing Date :NA

(71)**Name of Applicant :**
1)OILES CORPORATION
Address of Applicant :6 34 Kounan 1 chome Minato ku Tokyo 1080075 Japan
(72)**Name of Inventor :**
1)MORISHIGE Kouichi
2)HORIGUCHI Takashi

(57) Abstract :
A synthetic resin slide bearing (1) is provided with: a synthetic resin upper case (2) affixed to the vehicle body side through a mounting member; a synthetic resin lower case (3) superposed on the upper case (2) so as to be capable of rotating about the axis (O) relative to the upper case (2) in the circumferential direction (R); and a synthetic resin slide bearing piece (5) provided in the space (4) between the upper case (2) and the lower case (3).

No. of Pages : 48 No. of Claims : 9

(12) PATENT APPLICATION PUBLICATION
(19) INDIA
(22) Date of filing of Application :10/04/2014
(21) Application No.2754/CHENP/2014 A
(43) Publication Date : 03/07/2015

(54) Title of the invention : TRAVELING PLAN CREATION DEVICE AND AUTOMATIC TRAIN OPERATION APPARATUS

(51) International classification :B61L27/00
(31) Priority Document No :2011229795
(32) Priority Date :19/10/2011
(33) Name of priority country :Japan
(86) International Application No :PCT/JP2012/055017
Filing Date :29/02/2012
(87) International Publication No :WO 2013/057969
(61) Patent of Addition to Application Number :NA
Filing Date :NA
(62) Divisional to Application Number :NA
Filing Date :NA

(71)**Name of Applicant :**
1)Mitsubishi Electric Corporation
Address of Applicant :7 3 Marunouchi 2 chome Chiyoda ku Tokyo 1008310 Japan
(72)**Name of Inventor :**
1)YOSHIMOTO Koki
2)TAKAHASHI Satoru
3)UEDA Kenji

(57) Abstract :
The present invention provides a traveling plan creation device which creates a traveling pattern in which the energy consumption is small while the target traveling time is achieved. A traveling plan creation device (51) is provided with: a traveling simulation unit (15) which using route conditions train performance and traveling conditions held in a storage unit (14) creates from a traveling instruction a traveling pattern for traveling a traveling section together with the traveling time and energy consumption therein; an initial traveling pattern setting unit (16) which sets a fastest traveling pattern as the initial value of a reference traveling pattern to be repeatedly processed; a traveling instruction draft creation unit (17) which creates a plurality of traveling instruction drafts obtained by changing the reference traveling pattern such that the traveling time increases a little and the energy consumption decreases; an optimum traveling pattern selection unit (19) which selects from among the plurality of traveling instruction drafts an optimum traveling pattern in which the effect of reducing the energy consumption is maximum; and a reference traveling pattern updating unit (22) which updates the reference traveling pattern until the traveling time in the optimum traveling pattern becomes equal to the target traveling time.

No. of Pages : 57 No. of Claims : 13

(12) PATENT APPLICATION PUBLICATION
(19) INDIA
(22) Date of filing of Application :14/04/2014
(21) Application No.2827/CHENP/2014 A
(43) Publication Date : 03/07/2015

(54) Title of the invention : TERMINAL APPARATUS SERVER APPARATUS INFORMATION PROCESSING METHOD PROGRAM AND INTERLOCKED APPLICATION FEED SYSTEM

(51) International classification	:H04H60/23,H04H60/73,H04H60/74
(31) Priority Document No	:61/549775
(32) Priority Date	:21/10/2011
(33) Name of priority country	:U.S.A.
(86) International Application No	:PCT/JP2012/006567
Filing Date	:12/10/2012
(87) International Publication No	:WO 2013/057911
(61) Patent of Addition to Application Number	:NA
Filing Date	:NA
(62) Divisional to Application Number	:NA
Filing Date	:NA

(71)**Name of Applicant :**
1)SONY CORPORATION
Address of Applicant :1 7 1 Konan Minato ku Tokyo 1080075 Japan
(72)**Name of Inventor :**
1)YAMAGISHI Yasuaki

(57) Abstract :
Disclosed herein is a terminal apparatus including an extraction portion configured to extract from a content to be reproduced signature data representative of a characteristic of the content; a query generation portion configured to generate a query including the extracted signature data; a communication portion configured to transmit the generated query to a server apparatus and receive a response returned therefrom in reply to the query; and an application execution portion configured to acquire and execute an application corresponding to an application identifier included in the received response.

No. of Pages : 30 No. of Claims : 12

(12) PATENT APPLICATION PUBLICATION
(19) INDIA
(22) Date of filing of Application :14/04/2014
(21) Application No.2828/CHENP/2014 A
(43) Publication Date : 03/07/2015

(54) Title of the invention : CROSS STORE ELECTRONIC DISCOVERY

(51) International classification :G06F9/06,G06F9/44,G06F17/30
(31) Priority Document No :13/288903
(32) Priority Date :03/11/2011
(33) Name of priority country :U.S.A.
(86) International Application No :PCT/US2012/063131
Filing Date :02/11/2012
(87) International Publication No:WO 2013/067234
(61) Patent of Addition to Application Number :NA
Filing Date :NA
(62) Divisional to Application Number :NA
Filing Date :NA

(71)**Name of Applicant :**
1)MICROSOFT CORPORATION
Address of Applicant :One Microsoft Way Redmond WA 98052 6399 U.S.A.
(72)**Name of Inventor :**
1)FAN John D.
2)HARMETZ Adam David
3)RAMANATHAN Sridharan Venkatramani
4)ZBOGAR SMITH Julian
5)SRIRAM Thottam R.
6)ARIFIN Zainal
7)JANARDHAN Anupama
8)SOMASUNDARAM Ramanathan
9)ALSPAUGH Jessica Anne
10)STEVENSON Bradley
11)PIASECZNY Michal
12)CHRISTENSEN Quentin

(57) Abstract :
An electronic discovery (eDiscovery) application is used in managing an electronic discovery process across different electronic data sources using a central interface. The eDiscovery application assists in managing: authentication support for the different data sources; accessing the different data sources; placing holds on content across the different data sources; searching and filtering content across the different data sources; gathering data across the data sources; and the like. The eDiscovery application may be configured as an application on premise a cloud based service and/or a combination of a cloud based service and an application.

No. of Pages : 18 No. of Claims : 10

(12) PATENT APPLICATION PUBLICATION
(19) INDIA
(22) Date of filing of Application :08/04/2014
(21) Application No.2678/CHENP/2014 A
(43) Publication Date : 03/07/2015

(54) Title of the invention : CERTISAFE

(51) International classification :G06F21/33
(31) Priority Document No :2863/DEL/2011
(32) Priority Date :03/10/2011
(33) Name of priority country :India
(86) International Application No :PCT/IN2012/000657
Filing Date :01/10/2012
(87) International Publication No :WO 2013/051033
(61) Patent of Addition to Application Number :NA
Filing Date :NA
(62) Divisional to Application Number :NA
Filing Date :NA

(71)**Name of Applicant :**
1)SHARMA Smita
Address of Applicant :FC 95 Tagore Garden New Delhi 110027 Assam India
(72)**Name of Inventor :**
1)SHARMA Smita

(57) Abstract :
Certisafe is a novel Credential Authentication Process and System (CAPS) where a CertiSafe ID is generated once and only once the Issuer confirms the Authenticity of the Credential of a Candidate. This CertiSafe ID is a unique electronic ID unique to the Candidate and also unique to the unique Credential can be used repeatedly and endlessly in lieu of paper based copies that a Candidate usually submits to the Requestor through an application (physical / electronic). This method also purports to save precious paper and time for candidates each time they have to apply to an institution or an organization by making redundant completely the requirement of paper copies of the credentials and also their subsequent attestation. The verified credential through CertiSafe ID gives the Requesting organization the confidence of absorbing the right candidate and not a candidate with dubious credentials.

No. of Pages : 24 No. of Claims : 10

(12) PATENT APPLICATION PUBLICATION
(19) INDIA
(22) Date of filing of Application :11/04/2014
(21) Application No.2757/CHENP/2014 A
(43) Publication Date : 03/07/2015

(54) Title of the invention : METHOD FOR PREPARING ACRYLIC ACID FROM PROPANE AND PROPYLENE

(51) International classification :C07C51/215,C07C51/25,C07C57/04
(31) Priority Document No :61/548372
(32) Priority Date :18/10/2011
(33) Name of priority country :U.S.A.
(86) International Application No :PCT/US2012/054414
Filing Date :10/09/2012
(87) International Publication No :WO 2013/058888
(61) Patent of Addition to Application Number :NA
Filing Date :NA
(62) Divisional to Application Number :NA
Filing Date :NA

(71)**Name of Applicant :**
1)ROHM AND HAAS COMPANY
Address of Applicant :100 Independence Mall West Philadelphia PA 19106 U.S.A.
(72)**Name of Inventor :**
1)HAN Scott
2)FRICK Christopher D.
3)KRAPTCHETOV Dmitri A.
4)MARTENAK Daniel J.
5)QUIROS Nelson I.
6)DONNELLY Timothy J.

(57) Abstract :
The application concerns a process comprising: (A) contacting a gas comprising oxygen propane and propylene with at least one catalyst under reaction conditions sufficient to at least partially convert the propylene into a final product comprising acrylic acid; (B) feeding said final product to a separation column in which the final product is split into a liquid stream which is rich in acrylic acid and a gaseous by product stream comprising propane and propylene in a volume ratio of from 99.9:0.1 to 95:5; (C) contacting the gaseous by product stream with oxygen in the presence of a catalyst under reaction conditions sufficient to at least partially convert propane to acrylic acid.

No. of Pages : 13 No. of Claims : 10

(12) PATENT APPLICATION PUBLICATION
(21) Application No.2832/CHENP/2014 A
(19) INDIA
(22) Date of filing of Application :14/04/2014
(43) Publication Date : 03/07/2015

(54) Title of the invention : METHOD FOR PRODUCING MINERAL OIL USING SURFACTANTS BASED ON A MIXTURE OF C28 GUERBET C30 GUERBET C32 GUERBET CONTAINING HYDROCARBON ALKOXYLATES

(51) International classification :C09K8/584,C11D1/06,C11D1/29
(31) Priority Document No :11186289.2
(32) Priority Date :24/10/2011
(33) Name of priority country :EPO
(86) International Application No :PCT/EP2012/070729
Filing Date :19/10/2012
(87) International Publication No :WO 2013/060622
(61) Patent of Addition to Application Number :NA
Filing Date :NA
(62) Divisional to Application Number :NA
Filing Date :NA

(71)**Name of Applicant :**
1)BASF SE
Address of Applicant :67056 Ludwigshafen Germany
(72)**Name of Inventor :**
1)BITTNER Christian
2)OETTER G¼nter
3)TINSLEY Jack
4)SPINDLER Christian
5)ALVAREZ JRGENSON Gabriela
6)MAITRO VOGEL Sophie

(57) Abstract :
The invention relates to a surfactant mixture containing in relation to the hydrocarbon part (R)(R) CH CH at least three different ionic surfactants of general formula (I) wherein R R A k X o Y a b M have the meaning indicated in the description and the claims. The invention further relates to the use and production thereof and to aqueous surfactant formulations containing the mixtures and to a method for producing mineral oil by means of Winsor type III micro emulsion flooding in which the aqueous surfactant formulation is forced through injection wells into a mineral oil deposit and the crude oil is removed from the deposit through production wells.

No. of Pages : 43 No. of Claims : 13

(12) PATENT APPLICATION PUBLICATION
(19) INDIA
(22) Date of filing of Application :15/04/2014
(21) Application No.2833/CHENP/2014 A
(43) Publication Date : 03/07/2015

(54) Title of the invention : PLANTS HAVING INCREASED TOLERANCE TO HERBICIDES

(51) International classification :C12N15/82,C12N5/04,C12N5/14
(31) Priority Document No :61/554525
(32) Priority Date :02/11/2011
(33) Name of priority country :U.S.A.
(86) International Application No :PCT/IB2012/056040
Filing Date :31/10/2012
(87) International Publication No :WO 2013/064987
(61) Patent of Addition to Application Number :NA
Filing Date :NA
(62) Divisional to Application Number :NA
Filing Date :NA

(71)**Name of Applicant :**
1)BASF SE
Address of Applicant :67056 Ludwigshafen Germany
(72)**Name of Inventor :**
1)HUTZLER Johannes
2)TRESCH Stefan
3)MIETZNER Thomas
4)WITSCHEL Matthias
5)LERCHL Jens
6)APONTE Raphael
7)PARRA RAPADO Liliana
8)PAULIK Jill Marie

(57) Abstract :
A method for controlling undesired vegetation at a plant cultivation site is provided which comprises the steps of providing at said site a plant comprising at least a nucleotide sequence encoding a wild type hydroxyphenyl pyruvate dioxygenase or a mutated hydroxyphenyl pyruvate dioxygenase (mut HPPD) which is resistant or tolerant to a coumarone derivative herbicide and/or a nucleotide sequence encoding a wild type homogentisate solanesyl transferase or a mutated homogentisate solanesyl transferase (mut HST) which is resistant or tolerant to a coumarone derivative herbicide applying to said site an effective amount of said herbicide. Plants comprising mut HPPD and methods of obtaining such plants are also provided.

No. of Pages : 78 No. of Claims : 20

(12) PATENT APPLICATION PUBLICATION
(21) Application No.2066/CHE/2014 A
(19) INDIA
(22) Date of filing of Application :23/04/2014
(43) Publication Date : 03/07/2015

(54) Title of the invention : STRUCTURE FOR LUGGAGE BOARD

(51) International classification	:B60R5/00
(31) Priority Document No	:2013-102100
(32) Priority Date	:14/05/2013
(33) Name of priority country	:Japan
(86) International Application No	:NA
Filing Date	:NA
(87) International Publication No	: NA
(61) Patent of Addition to Application Number	:NA
Filing Date	:NA
(62) Divisional to Application Number	:NA
Filing Date	:NA

(71)**Name of Applicant :**
1)SUZUKI MOTOR CORPORATION
Address of Applicant :300, Takatsuka-cho, Minami-ku, Hamamatsu-shi, Shizuoka-ken, Japan
(72)**Name of Inventor :**
1)GEMMA, Kenta

(57) Abstract :
[Problem to be Solved] An object is to provide a structure for a luggage board including a tab that is easy to grab and maintains strength. [Solution] A luggage board 10 includes a plate-like board main body including an opening and closing portion 14 being provided above a storage area 2 in a vehicle and being openable and closable partly or entirely, and a carpet member 12 bonded to and covering an upper side surface of the board main body. The carpet member 12 is provided with a tab 15 to be used to open and close the opening and closing portion 14. The tab 15 includes a band portion extending from a base end being a part of an edge of the carpet member 12 covering the opening and closing portion 14. The tab 15 is folded between the base end and a tip end of the band portion, and the tip end is fixedly bonded to a lower side of the board main body.

No. of Pages : 20 No. of Claims : 4

(12) PATENT APPLICATION PUBLICATION
(19) INDIA
(22) Date of filing of Application :11/04/2014
(21) Application No.2765/CHENP/2014 A
(43) Publication Date : 03/07/2015

(54) Title of the invention : METHOD FOR PREPARING HIGH PURITY MONTELUKAST SODIUM SALT

(51) International classification :C07D215/18,A61K31/47,A61K9/28
(31) Priority Document No :1020110106064
(32) Priority Date :17/10/2011
(33) Name of priority country :Republic of Korea
(86) International Application No :PCT/KR2012/008411
Filing Date :16/10/2012
(87) International Publication No :WO 2013/058511
(61) Patent of Addition to Application Number :NA
Filing Date :NA
(62) Divisional to Application Number :NA
Filing Date :NA

(71)**Name of Applicant :**
1)LG LIFE SCIENCES LTD.
Address of Applicant :92 Sinmunno 2 ga Jongno gu Seoul 110 062 Republic of Korea
(72)**Name of Inventor :**
1)LEE In Sang
2)LEE Seok Ju
3)SHIN Hyunik

(57) Abstract :
The present invention provides a method for preparing a medicament in which a pre process for the medicament comprising a step of synthesizing a montelukast sodium salt of chemical formula 1 in the specification and/or a post process for the medicament comprising a step of formulating the synthesized montelukast sodium salt is carried out in an atmosphere where a light source irradiating wavelengths of a region where the photodegradation of the montelukast sodium salt is low is provided.

No. of Pages : 21 No. of Claims : 9

(12) PATENT APPLICATION PUBLICATION
(19) INDIA
(22) Date of filing of Application :11/04/2014
(21) Application No.2766/CHENP/2014 A
(43) Publication Date : 03/07/2015

(54) Title of the invention : ABSORBER TUBE

(51) International classification :F24J2/07,F24J2/05,F24J2/46
(31) Priority Document No :10 2011 082 767.6
(32) Priority Date :15/09/2011
(33) Name of priority country :Germany
(86) International Application No :PCT/EP2012/068091
Filing Date :14/09/2012
(87) International Publication No :WO/2013/037953
(61) Patent of Addition to Application Number :NA
Filing Date :NA
(62) Divisional to Application Number :NA
Filing Date :NA

(71)**Name of Applicant :**
1)SCHOTT SOLAR AG
Address of Applicant :Hattenbergstrae 10 55122 Mainz Germany
(72)**Name of Inventor :**
1)M–LLENHOFF Marc
2)SOHR Oliver
3)KUCKELKORN Thomas

(57) Abstract :
The invention relates to an absorber tube (1) having a metal tube (10) and a sleeve tube (20) which is made of glass and encloses the metal tube (10) wherein an annular space (5) is formed between the metal tube (10) and the sleeve tube (20) said annular space being evacuated and comprising at least one container filled with protective gas. Said container is a solder free pressure container (30).

No. of Pages : 29 No. of Claims : 20

(12) PATENT APPLICATION PUBLICATION
(19) INDIA
(22) Date of filing of Application :15/04/2014
(21) Application No.2841/CHENP/2014 A
(43) Publication Date : 03/07/2015

(54) Title of the invention : ROLLER DEVICE FOR TREATING FLAT MATERIAL IN PARTICULAR FOR SMOOTHING FOILS OR PLATES SMOOTHING DEVICE AND METHOD FOR PRODUCING FLAT MATERIAL IN PARTICULAR FOILS OR PLATES

(51) International classification :B29C43/22,B29C47/88,B29C43/24
(31) Priority Document No :11185770.2
(32) Priority Date :19/10/2011
(33) Name of priority country :EPO
(86) International Application No :PCT/EP2012/070476
Filing Date :16/10/2012
(87) International Publication No :WO 2013/057097
(61) Patent of Addition to Application Number :NA
Filing Date :NA
(62) Divisional to Application Number :NA
Filing Date :NA

(71)**Name of Applicant :**
1)BAYER INTELLECTUAL PROPERTY GMBH
Address of Applicant :Alfred Nobel Str. 10 40789 Monheim Germany
(72)**Name of Inventor :**
1)FLECKE J¼rgen
2)PAULUS Alexander
3)NICKEL Jrg
4)WEISTROFFER Andreas

(57) Abstract :
The present invention relates to a roller device for treating flat material in particular for smoothing foils (F) or plates comprising a first roller unit (1) and a second roller unit (2) wherein each roller unit (1 2) comprises: at least one drive motor having a motor moment of inertia ; a roller (10 20) having a roller moment of inertia ; and at least one gear unit for kinematically coupling the roller (10 20) and the at least one drive motor at a transmission ratio between the at least one drive motor and the roller (10 20) wherein the roller (20) in the second roller unit (2) can be rotated in the opposite direction to that of the roller (10) in the first roller unit (1) and wherein a first roller gap (40) through which the flat material is guided is formed between the roller (10) of the first roller unit (1) and the roller (20) of the second roller unit (2). According to the invention the roller device is characterised in that for at least one of the first and the second roller units (1 2) the moment of inertia speed ratio between the at least one drive motor and the roller (10 20) is = 6 and the transmission ratio 1 < = 40 is selected wherein the following applies: (formula I) where speed of the drive motor and = speed of the roller (10 20). The invention further relates to a smoothing device for smoothing foils or plates as well as a method for producing flat material in particular foils or plates.

No. of Pages : 15 No. of Claims : 15

(12) PATENT APPLICATION PUBLICATION
(21) Application No.2759/CHENP/2014 A
(19) INDIA
(22) Date of filing of Application :11/04/2014
(43) Publication Date : 03/07/2015

(54) Title of the invention : PAINT PRETREATMENT AGENT FOR COATING TYPE PAINT AND COATING TYPE PAINTING METHOD

(51) International classification :C23C22/34,B05D3/10
(31) Priority Document No :2011227215
(32) Priority Date :14/10/2011
(33) Name of priority country :Japan
(86) International Application No :PCT/JP2012/076492
Filing Date :12/10/2012
(87) International Publication No :WO 2013/054905
(61) Patent of Addition to Application Number :NA
Filing Date :NA
(62) Divisional to Application Number :NA
Filing Date :NA

(71)**Name of Applicant :**
1)CHEMETALL GMBH
Address of Applicant :Trakehner str. 3 D 60487 Frankfurt am Main Germany
(72)**Name of Inventor :**
1)TOI Teruzo
2)INOUE Minoru

(57) Abstract :
This paint pretreatment agent for coating type paint contains (A) one or more metal elements selected from a group consisting of zirconium titanium and hafnium (B) fluorine and (C) one or more coupling agents from an amino group containing silane coupling agent a hydrolyzate thereof and a polymer thereof and (D) a component comprising at least one of allylamine and polyallylamine wherein the mass ratio (C/D) of the coupling agent (C) to the component (D) is 1 or greater. This coating type painting method involves a chemical treatment step in which the paint pretreatment agent is used to chemically treat the metal substrate and a coating type painting step in which the chemically treated metal substrate is coated with a coating type paint. When forming a coating film by means of the coating type paint on the metal substrate surface which has undergone coating pretreatment the present invention makes it possible to achieve a coating with excellent adhesion salt water resistance and impact resistance.

No. of Pages : 44 No. of Claims : 9

(12) PATENT APPLICATION PUBLICATION
(19) INDIA
(22) Date of filing of Application :15/04/2014
(21) Application No.2834/CHENP/2014 A
(43) Publication Date : 03/07/2015

(54) Title of the invention : METHOD AND DEVICE FOR ANALYSING THE QUALITY OF THE ELECTRICAL ENERGY IN A THREE PHASE ELECTRIC NETWORK

(51) International classification :G01R19/25,G01R29/16,G01R23/20
(31) Priority Document No :1159449
(32) Priority Date :19/10/2011
(33) Name of priority country :France
(86) International Application No :PCT/FR2012/052351
Filing Date :16/10/2012
(87) International Publication No :WO 2013/057416
(61) Patent of Addition to Application Number :NA
Filing Date :NA
(62) Divisional to Application Number :NA
Filing Date :NA

(71)**Name of Applicant :**
1)SCHNEIDER ELECTRIC INDUSTRIES SAS
Address of Applicant :35 rue Joseph Monier F 92500 Rueil malmaison France
(72)**Name of Inventor :**
1)LEPRETTRE Beno®t
2)CRACIUN Octavian
3)BACHA Sddik
4)GRANJON Pierre
5)RADU Daniel

(57) Abstract :
The invention relates to a method for analysing the quality of the electrical energy in a three phase electric network characterised in that it comprises the steps of: Measuring (El) a set of magnitudes comprising one electrical magnitude per phase Forming (E2) a space vector from an instantaneous three dimensional transformation of the set of measured electrical magnitudes Determining (E3) a set comprising at least one parameter representative of the quality of the electrical energy in the three phase electric network depending on the space vector.

No. of Pages : 29 No. of Claims : 16

(12) PATENT APPLICATION PUBLICATION
(19) INDIA
(22) Date of filing of Application :15/04/2014
(21) Application No.2835/CHENP/2014 A
(43) Publication Date : 03/07/2015

(54) Title of the invention : CATHODE STRUCTURE FOR REDUCING HORIZONTAL CURRENT IN MOLTEN ALUMINUM

(51) International classification :C25C3/08
(31) Priority Document No :201110286115.8
(32) Priority Date :24/09/2011
(33) Name of priority country :China
(86) International Application No :PCT/CN2012/001151
Filing Date :27/08/2012
(87) International Publication No :WO 2013/040856
(61) Patent of Addition to Application Number :NA
Filing Date :NA
(62) Divisional to Application Number :NA
Filing Date :NA

(71)**Name of Applicant :**
1)CHINA ALUMINUM INTERNATIONAL ENGINEERING CORPORATION LIMITED
Address of Applicant :Building C No. 99 Xingshikou Road Haidian District Beijing 100093 China
(72)**Name of Inventor :**
1)ZHOU Dongfang
2)YANG Xiaodong
3)LIU Yafeng
4)LIU Wei
5)ZOU Zhiyong
6)LIU Ming
7)HU Hongwu
8)ZHANG Qinsong
9)BAI Bin

(57) Abstract :
Disclosed is a cathode structure for reducing horizontal current in molten aluminum the structure comprising a cathode carbon block; the cathode carbon block is provided with a cathode steel bar thereunder; the cathode steel bar is provided with a separation gap in the longitudinal direction; the separation gap is provided with separation gap insulation materials therein; the bottom of the separation gap in the cathode steel bar together with the end and bottom of the cathode carbon block enclose an insulated rectangular area; the upper part of the cathode steel bar is connected to the cathode carbon block via an electric conductor. The structure homogenizes the current distribution of the molten aluminum in an aluminum electrolytic tank without changing the cathode discharge mode namely side discharge reduces the horizontal current in the molten aluminum improves electrolytic tank stability and enables the electrolytic tank to operate efficiently under a low polar distance thus effectively reducing the energy consumption per ton of aluminum saving energy while extending the service life of the cathode.

No. of Pages : 13 No. of Claims : 9

(12) PATENT APPLICATION PUBLICATION
(19) INDIA
(22) Date of filing of Application :15/04/2014
(21) Application No.2836/CHENP/2014 A
(43) Publication Date : 03/07/2015

(54) Title of the invention : NOVEL COPOLYMER

(51) International classification :C08F297/02,C09B67/20,G02B5/20
(31) Priority Document No :2011230390
(32) Priority Date :20/10/2011
(33) Name of priority country :Japan
(86) International Application No :PCT/JP2012/006596
Filing Date :15/10/2012
(87) International Publication No :WO 2013/057918
(61) Patent of Addition to Application Number :NA
Filing Date :NA
(62) Divisional to Application Number :NA
Filing Date :NA

(71)**Name of Applicant :**
1)NIPPON SODA CO. LTD.
Address of Applicant :2 1 Ohtemachi 2 chome Chiyoda ku Tokyo 1008165 Japan
(72)**Name of Inventor :**
1)NIITANI Takeshi
2)OKADO Toshiaki
3)TANDO Izumi
4)NARUSE Hidenori
5)KAJITA Tooru

(57) Abstract :
The objective of the present invention is to provide a novel copolymer which has excellent pigment dispersing ability in particular a novel copolymer which can be used as a pigment dispersant that enables a color filter to achieve higher contrast and higher luminance of green pixels. A novel copolymer of the present invention contains a block chain (A) that comprises a repeating unit having a tertiary amino group and a block chain (B) that comprises a repeating unit represented by formula (I) (wherein R represents a hydrogen atom or a C C alkyl group; each of R and R independently represents a hydrogen atom or a C C alkyl group; Q represents an oxygen containing saturated heterocyclic group which may have an alkyl group as a substituent or a C C alkenyl group; and n represents an integer of 0 6) and has an amine number of 80 250 mgKOH/g (inclusive).

No. of Pages : 32 No. of Claims : 4

(12) PATENT APPLICATION PUBLICATION
(21) Application No.2695/CHENP/2014 A
(19) INDIA
(22) Date of filing of Application :09/04/2014
(43) Publication Date : 03/07/2015

(54) Title of the invention : METHOD FOR MANUFACTURING PNEUMATIC TIRE AND PNEUMATIC TIRE MANUFACTURED BY SAME

(51) International classification :B29D30/16,B60C9/22
(31) Priority Document No :2011224211
(32) Priority Date :11/10/2011
(33) Name of priority country :Japan
(86) International Application No :PCT/JP2012/068699
Filing Date :24/07/2012
(87) International Publication No :WO 2013/054579
(61) Patent of Addition to Application Number :NA
Filing Date :NA
(62) Divisional to Application Number :NA
Filing Date :NA

(71)**Name of Applicant :**
1)SUMITOMO RUBBER INDUSTRIESLTD.
Address of Applicant :6 9 Wakinohama cho 3 chome Chuo ku Kobe shi Hyogo 6510072 Japan
(72)**Name of Inventor :**
1)FUKUMOTO Toru

(57) Abstract :
According to a method for manufacturing a pneumatic tire of the present invention using a rigid core high speed durability performance may be improved. The present invention comprises manufacturing a green tire in which the green tire is manufactured by sticking tire constituting members in sequence onto the rigid core. The manufacturing of the green tire comprises forming a band ply in which a band forming member is wound in a spiral shape on the rigid core to form the band ply the band forming member being configured by a band cord or a narrow band shaped strip coated with a topping rubber. In the formation of the band ply the bend forming member is heated to a temperature of above 100°C while being wound spirally with the bend forming member being extended by at least 0.5%.

No. of Pages : 28 No. of Claims : 3

(12) PATENT APPLICATION PUBLICATION
(19) INDIA
(22) Date of filing of Application :11/04/2014
(21) Application No.2769/CHENP/2014 A
(43) Publication Date : 03/07/2015

(54) Title of the invention : SYSTEM AND METHOD FOR PROCESSING A TIRE WHEEL ASSEMBLY

(51) International classification :B62D65/12,B62D65/18
(31) Priority Document No :61/535745
(32) Priority Date :16/09/2011
(33) Name of priority country :U.S.A.
(86) International Application No :PCT/US2012/055403
Filing Date :14/09/2012
(87) International Publication No :WO 2013/040348
(61) Patent of Addition to Application Number :NA
Filing Date :NA
(62) Divisional to Application Number :NA
Filing Date :NA

(71)**Name of Applicant :**
1)ANDROID INDUSTRIES LLC
Address of Applicant :2155 Executive Hills Dr. Auburn Hills MI 48326 2943 U.S.A.
(72)**Name of Inventor :**
1)LAWSON Lawrence J.
2)CLARK Barry Allan
3)REECE Robert
4)NIAZY Ramsey Richard

(57) Abstract :
An apparatus (10 100 200 300) for processing a tire (T) and a wheel (W) for forming a tire wheel assembly (TW) is disclosed. The apparatus (10 100 200 300) includes at least one linear mounter sub station (10c / 10d 110c / 110d 210c / 210d 310c / 310d) that couples the tire (T) with the wheel (W) for forming the tire wheel assembly (TW). The apparatus (10 100 200 300) also includes a transporting device (30 130 230 330) that transports one of the wheel (W) and the tire (T) along a linear path (LP LP) that traverses the at least one linear mounter sub station (10c / 10d 110c / 110d 210c / 210d 310c / 310d). The component (40 / 50 140 / 150 240 / 250 340 / 350) of the at least one linear mounter sub station (10c / 10d 1 10c / 110d 210c / 210d 310c / 310d) resists but does not prevent movement of one of the tire (T) and the wheel (W) relative the other of the tire (T) and the wheel (W) along the linear path (LP LP) in order to spatially manipulate one of the tire (T) and the wheel (W) relative the other of the tire (T) and the wheel (W) in order to at least partially couple the tire (T) with the wheel (W) for forming the tire wheel assembly (TW). A method is also disclosed.

No. of Pages : 97 No. of Claims : 20

(12) PATENT APPLICATION PUBLICATION
(21) Application No.2844/CHENP/2014 A
(19) INDIA
(22) Date of filing of Application :15/04/2014
(43) Publication Date : 03/07/2015

(54) Title of the invention : NON AQUEOUS ELECTROLYTE SOLUTION AND ELECTRICITY STORAGE DEVICE USING SAME

(51) International classification :H01M10/0567,H01M10/0569
(31) Priority Document No :2011227648
(32) Priority Date :17/10/2011
(33) Name of priority country :Japan
(86) International Application No :PCT/JP2012/076690
Filing Date :16/10/2012
(87) International Publication No :WO 2013/058235
(61) Patent of Addition to Application Number :NA
Filing Date :NA
(62) Divisional to Application Number :NA
Filing Date :NA

(71)**Name of Applicant :**
1)UBE INDUSTRIES LTD.
Address of Applicant :1978 96 Oaza Kogushi Ube shi Yamaguchi 7558633 Japan
(72)**Name of Inventor :**
1)ABE Koji
2)KONDO Masahide

(57) Abstract :
A non aqueous electrolyte solution that can improve electrochemical properties over a wide temperature range. Said non aqueous electrolyte solution which comprises an electrolyte salt dissolved in a non aqueous solvent is characterized in that said non aqueous solvent contains two or more cyclic carbonates selected from among the following: ethylene carbonate propylene carbonate 1 2 butylene carbonate 2 3 butylene carbonate 4 fluoro 1 3 dioxolan 2 on trans or cis 4 5 difluoro 1 3 dioxolan 2 on vinylene carbonate vinylethylene carbonate and 4 ethynyl 1 3 dioxolan 2 on. This non aqueous electrolyte solution is further characterized by containing 0.01 10 mass% of a cyclic acid anhydride to which a side chain containing at least three carbon atoms and having a double or triple bond at the end thereof is bound represented by general formula (I). Also an electricity storage device using said non aqueous electrolyte solution. (I) (In the formula R and R each independently represent a hydrogen atom a halogen atom or a C alkyl group in which one or more hydrogen atoms may be substituted by halogens; and R represents either a C straight chain or branched alkenyl group that has a double bond at the end thereof or a C straight chain or branched alkynyl group that has a triple bond at the end thereof.)

No. of Pages : 61 No. of Claims : 12

(12) PATENT APPLICATION PUBLICATION
(19) INDIA
(22) Date of filing of Application :09/04/2014
(21) Application No.2685/CHENP/2014 A
(43) Publication Date : 03/07/2015

(54) Title of the invention : TRIP TYPE TWO PHASE MARTENSITIC STEEL AND ULTRAHIGH STRENGTH STEEL PROCESSED ARTICLE OBTAINED THEREFROM

(51) International classification :C22C38/00,C22C38/38,C22C38/58
(31) Priority Document No :2011201994
(32) Priority Date :15/09/2011
(33) Name of priority country :Japan
(86) International Application No :PCT/JP2012/057248
Filing Date :14/03/2012
(87) International Publication No :WO 2013/038741
(61) Patent of Addition to Application Number :NA
Filing Date :NA
(62) Divisional to Application Number :NA
Filing Date :NA

(71)**Name of Applicant :**
1)USUI KOKUSAI SANGYO KAISHA LTD
Address of Applicant :131 2 Nagasawa Shimizu cho Sunto gun Shizuoka 4118610 Japan
2)SHINSHU UNIVERSITY
(72)**Name of Inventor :**
1)SUGIMOTO Koh ichi
2)KOBAYASHI Junya
3)YOSHIKAWA Nobuo
4)NAKAJIMA Yuji
5)TAKAHASHI Teruhisa
6)ARAI Goro

(57) Abstract :
Provided is a TRIP type two phase martensitic steel which is excellent in terms of strength/elongation balance and Charpy impact value and in which the matrix has been made to be two phase martensite composed of a soft lath martensitic structure and a hard lath martensitic structure not by regulating forging temperature forging reduction ratio or the like but by controlling heat treatment conditions. The two phase martensitic steel is characterized by containing 0.1 0.7% C 0.5 2.5% Si 0.5 3.0% Mn 0.5 2.0% Cr up to 0.5% Mo (including 0%) and 0.04 2.5% Al with the remainder comprising Fe and incidental impurities and by having a metallographic structure in which the matrix is composed of a soft lath martensitic structure and a hard lath martensitic structure. The two phase martensitic steel is further characterized by being obtained by heating a raw steel material to the region subsequently rapidly cooling the heated material to a temperature slightly higher than the martensite transformation initiation temperature (Ms point) and then subjecting the cooled material to an isothermal transformation treatment in the temperature range from the Mf point to [(Mf point) 100ºC].

No. of Pages : 49 No. of Claims : 7

(12) PATENT APPLICATION PUBLICATION
(19) INDIA
(22) Date of filing of Application :11/04/2014
(21) Application No.2764/CHENP/2014 A
(43) Publication Date : 03/07/2015

(54) Title of the invention : CAPSULE FOR PREPARING A BEVERAGE

(51) International classification :B65D85/804,B65D81/32
(31) Priority Document No :BO2011A000523
(32) Priority Date :14/09/2011
(33) Name of priority country :Italy
(86) International Application No :PCT/IB2012/054821
Filing Date :14/09/2012
(87) International Publication No :WO 2013/038382
(61) Patent of Addition to Application Number :NA
Filing Date :NA
(62) Divisional to Application Number :NA
Filing Date :NA

(71)**Name of Applicant :**
1)MACCHIAVELLI S.r.l.
Address of Applicant :Via della Fisica 15 San Lazzaro Di Savena Italy
(72)**Name of Inventor :**
1)RONDELLI Raffaele

(57) Abstract :
The capsule (1) comprises a cup shaped body (2) closed on the upper side by a lid (3). The main feature of the present invention consists in the fact that the capsule (1) presents in its inside a plurality of infusion chambers (7 and 8) each provided with a respective area for the inlet of a water flow and each provided with a respective area for the outlet of the infusion.

No. of Pages : 13 No. of Claims : 2

(12) PATENT APPLICATION PUBLICATION
(21) Application No.2838/CHENP/2014 A
(19) INDIA
(22) Date of filing of Application :15/04/2014
(43) Publication Date : 03/07/2015

(54) Title of the invention : NOVEL ORGANIC COMPOUND ORGANIC LIGHT EMITTING DEVICE AND DISPLAY APPARATUS

(51) International classification	:C07C13/62,C07C25/22,C07C211/61
(31) Priority Document No	:2011207325
(32) Priority Date	:22/09/2011
(33) Name of priority country	:Japan
(86) International Application No	:PCT/JP2012/073244
Filing Date	:05/09/2012
(87) International Publication No	:WO 2013/042584
(61) Patent of Addition to Application Number	:NA
Filing Date	:NA
(62) Divisional to Application Number	:NA
Filing Date	:NA

(71)**Name of Applicant :**
1)CANON KABUSHIKI KAISHA
Address of Applicant :30 2 Shimomaruko 3 chome Ohta ku Tokyo 1468501 Japan
(72)**Name of Inventor :**
1)KAMATANI Jun
2)YAMADA Naoki
3)SAITOH Akihito

(57) Abstract :
The present invention provides a novel organic compound having a high quantum yield and a high color purity. Provided is an organic compound represented by Formula (1) described in Claim 1. In Formula (1) Rto R are each independently selected from hydrogen atoms halogen atoms substituted or unsubstituted alkyl groups substituted or unsubstituted alkoxy groups substituted or unsubstituted amino groups substituted or unsubstituted aryl groups substituted or unsubstituted heterocyclic groups substituted or unsubstituted aryloxy groups substituted or unsubstituted thiol groups silyl groups and cyano groups.

No. of Pages : 78 No. of Claims : 16

(12) PATENT APPLICATION PUBLICATION
(19) INDIA
(22) Date of filing of Application :15/04/2014
(21) Application No.2839/CHENP/2014 A
(43) Publication Date : 03/07/2015

(54) Title of the invention : WATER TREATMENT COMPOSITION CONTAINING HALOGEN RELEASING COMPOUND AND FLUOROPOLYMER

(51) International classification :C02F1/76,A01N59/00
(31) Priority Document No :61/536654
(32) Priority Date :20/09/2011
(33) Name of priority country :U.S.A.
(86) International Application No :PCT/US2012/056349
Filing Date :20/09/2012
(87) International Publication No :WO 2013/043880
(61) Patent of Addition to Application Number :NA
Filing Date :NA
(62) Divisional to Application Number :NA
Filing Date :NA

(71)**Name of Applicant :**
1)ARCH CHEMICALS INC.
Address of Applicant :90 Boroline Road Allendale New Jersey 07401 U.S.A.
(72)**Name of Inventor :**
1)UNHOCH Michael J.
2)WISE Nicole
3)PARISH Derek Francis

(57) Abstract :
The present invention is directed to a water treatment composition containing 50 99.9 wt% of particulate halogen releasing compound; and 0.1 10 wt% of granular fluoropolymer wherein all weight percentages are based on the total weight of the composition. The present invention is also directed to a water treatment composition containing 50 99 wt% of particulate halogen releasing compound; 1 10 wt% of aluminum sulfate; 0.5 15 wt% of a sulfate salt selected from the group consisting of copper sulfate zinc sulfate and combinations thereof; and 0.1 10 wt% of particulate polytetrafluoroethylene polymer wherein all weight percentages are based on the total weight of the composition. One particular halogen releasing compound is trichloroisocyanuric acid.

No. of Pages : 29 No. of Claims : 26

(12) PATENT APPLICATION PUBLICATION
(19) INDIA
(22) Date of filing of Application :11/04/2014
(21) Application No.2767/CHENP/2014 A
(43) Publication Date : 03/07/2015

(54) Title of the invention : CHAIN LINK

(51) International classification :F16G13/16,H02G11/00
(31) Priority Document No :10 2011 113 378.3
(32) Priority Date :16/09/2011
(33) Name of priority country :Germany
(86) International Application No :PCT/EP2012/064950
Filing Date :31/07/2012
(87) International Publication No :WO 2013/037557
(61) Patent of Addition to Application Number :NA
Filing Date :NA
(62) Divisional to Application Number :NA
Filing Date :NA

(71)**Name of Applicant :**
1)TSUBAKI KABELSCHLEPP GMBH
Address of Applicant :Daimlerstrasse 2 57482 Wenden Gerlingen Germany
(72)**Name of Inventor :**
1)SCH–LER Dirk
2)BENSBERG Jochen

(57) Abstract :
The invention relates to a link (1) of an energy chain (2) having two parallel side flaps (3) and at least one horizontal web (4). The two side flaps (3) and the at least one horizontal web (4) are connected to each other by positioning pivoting and engaging. Two pivoting groups (5) are provided comprising in each case a contact surface (6) and a relevant intake (7) for positioning the contact surface (6) in such a way that the pivoting groups (5) in the positioned state form a pivoting axis (8) transversely to the longitudinal axis (9) of the chain link (1). Furthermore two engagement groups (10) are provided which in each case are formed by a locking element (11 28) and a relevant abutment (12 13) for receiving the locking element (11 28). The invention indicates a chain link (1) that can be assembled in a simple manner by a plurality of different horizontal webs (4) and side flaps (4) wherein the connection between the horizontal web (4) and the side flap (3) cannot be randomly released.

No. of Pages : 21 No. of Claims : 11

(12) PATENT APPLICATION PUBLICATION
(19) INDIA
(22) Date of filing of Application :11/04/2014
(21) Application No.2768/CHENP/2014 A
(43) Publication Date : 03/07/2015

(54) Title of the invention : STANDBY POWER SUPPLY CIRCUIT FOR 2 WIRE BUS INTERCOM SYSTEM AND APPARATUS THEREOF

(51) International classification	:H02M1/12,H03K19/00,H04M9/06
(31) Priority Document No	:NA
(32) Priority Date	:NA
(33) Name of priority country	:NA
(86) International Application No	:PCT/CN2012/074136
Filing Date	:16/04/2012
(87) International Publication No	:WO 2013/155670
(61) Patent of Addition to Application Number	:NA
Filing Date	:NA
(62) Divisional to Application Number	:NA
Filing Date	:NA

(71)**Name of Applicant :**
1)ABB TECHNOLOGY LTD.
Address of Applicant :Affolternstrasse 44 CH 8050 Zurich Switzerland
(72)**Name of Inventor :**
1)ZHOU Dalin
2)ZHANG Yangpeng
3)LIU Mingyuan
4)LI Huaping
5)YE Zhitian

(57) Abstract :
A standby power supply circuit (300) for a 2 wire bus intercom system and an apparatus thereof. The standby power supply circuit (300) is separated into two power supply modules in which the first power supply module is a power supply to a standby circuit (302) and the second power supply module is a power supply to an operation circuit (304). The power supply to the operation circuit (304) is switched off by a constant circuit switch (310) when a device load is at the standby status. The power supply to the standby circuit (302) comprises a constant current circuit (306) whose alternating current impedance is large. With the standby power supply circuit the larger alternating current impedance for the 2 wire intercom system is achieved which can offer sufficient power for many device loads both in the conditions of operation and standby status.

No. of Pages : 25 No. of Claims : 20

(12) PATENT APPLICATION PUBLICATION
(19) INDIA
(22) Date of filing of Application :15/04/2014
(21) Application No.2847/CHENP/2014 A
(43) Publication Date : 03/07/2015

(54) Title of the invention : SYSTEMS AND METHODS FOR FAST INITIAL NETWORK LINK SETUP

(51) International classification :H04W48/10
(31) Priority Document No :61/552995
(32) Priority Date :28/10/2011
(33) Name of priority country :U.S.A.
(86) International Application No :PCT/US2012/062467
Filing Date :29/10/2012
(87) International Publication No :WO 2013/063594
(61) Patent of Addition to Application Number :NA
Filing Date :NA
(62) Divisional to Application Number :NA
Filing Date :NA

(71)**Name of Applicant :**
1)QUALCOMM INCORPORATED
Address of Applicant :Attn: International IP Administration 5775 Morehouse Drive San Diego California 92121 1714 U.S.A.
(72)**Name of Inventor :**
1)CHERIAN George
2)ABRAHAM Santosh Paul
3)MERLIN Simone

(57) Abstract :
Systems and methods for communicating in a wireless communication system are described. Various processes for reducing the initial link set up time are described. In one aspect a method in a wireless communication system is provided. The method includes transmitting a message advertising wireless communication from an access point. The method further includes receiving a plurality of access requests from a plurality of devices. The method further includes determining demand for wireless communication based on the plurality of access requests. The method further includes modifying a broadcast of the message advertising the wireless communication based on the determined demand.

No. of Pages : 106 No. of Claims : 42

(12) PATENT APPLICATION PUBLICATION
(19) INDIA
(22) Date of filing of Application :15/04/2014
(21) Application No.2848/CHENP/2014 A
(43) Publication Date : 03/07/2015

(54) Title of the invention : SYSTEMS AND METHODS FOR FAST INITIAL NETWORK LINK SETUP

(51) International classification :H04W48/16
(31) Priority Document No :61/552995
(32) Priority Date :28/10/2011
(33) Name of priority country :U.S.A.
(86) International Application No :PCT/US2012/062436
Filing Date :29/10/2012
(87) International Publication No :WO 2013/063579
(61) Patent of Addition to Application Number :NA
Filing Date :NA
(62) Divisional to Application Number :NA
Filing Date :NA

(71)**Name of Applicant :**
1)QUALCOMM INCORPORATED
Address of Applicant :ATTN: INTERNATIONAL IP ADMINISTRATION 5775 Morehouse Drive San Diego California 92121 1714 U.S.A.
(72)**Name of Inventor :**
1)CHERIAN George
2)ABRAHAM Santosh Paul
3)MERLIN Simone

(57) Abstract :
Systems and methods for communicating in a wireless communication system are described. Various processes for reducing the initial link set up time are described. In aspect a method in a wireless communication system is provided. The method includes transmitting two or more network domain identifiers from an access point each of the network domain identifiers being associated with a respective network service. The method further includes receiving an access request message for establishing the network service associated with at least one of the transmitted network domain identifiers.

No. of Pages : 113 No. of Claims : 71

(12) PATENT APPLICATION PUBLICATION
(19) INDIA
(22) Date of filing of Application :11/04/2014
(21) Application No.2776/CHENP/2014 A
(43) Publication Date : 03/07/2015

(54) Title of the invention : DEVICE COMPRISING LIGHT SOURCE AND LIGHT BLOCKER

(51) International classification :F21V5/02,F21V7/00,F21Y101/02
(31) Priority Document No :61/550954
(32) Priority Date :25/10/2011
(33) Name of priority country :U.S.A.
(86) International Application No :PCT/IB2012/055798
Filing Date :22/10/2012
(87) International Publication No :WO 2013/061238
(61) Patent of Addition to Application Number :NA
Filing Date :NA
(62) Divisional to Application Number :NA
Filing Date :NA

(71)**Name of Applicant :**
1)KONINKLIJKE PHILIPS N.V.
Address of Applicant :High Tech Campus 5 NL 5656 AE Eindhoven Netherlands
(72)**Name of Inventor :**
1)LANOYE Lieve Lea Andrea
2)BRUYNEEL Filip Marcel Denise
3)CATTEAU Benoit Didier Raphael
4)VAN DURME Etienne Edmond Marie

(57) Abstract :
Devices (100) comprise light sources (1) for producing light into directional ranges (70) and light blockers (10) for blocking the light in parts (71) of the directional ranges (70). The light blockers (10) have inner sides (11) and outer sides (12) and are made of materials having optical indices. Combinations of shapes of the outer sides (12) and the optical indices will reflect the light in the parts (71) of the directional ranges (70) at the outer sides (12) for example back to the light sources (1). The shapes of the outer sides (12) may be saw tooth shapes the optical indices may be larger than 1.4 total reflection may take place for the light in the parts (71) of the directional ranges (70) when incoming at angles smaller than 40° with sides (14 15) of saw teeth (13) of the saw tooth shapes. Shapes of the inner sides (11) may correspond with shapes of light output graphs of the light sources (1) in the parts (71) of the directional ranges (70).

No. of Pages : 15 No. of Claims : 12

(12) PATENT APPLICATION PUBLICATION
(19) INDIA
(22) Date of filing of Application :11/04/2014
(21) Application No.2777/CHENP/2014 A
(43) Publication Date : 03/07/2015

(54) Title of the invention : METHODS AND APPARATUS FOR CONTROLLING A LIGHTING FIXTURE UTILIZING A COMMUNICATION PROTOCOL

(51) International classification :H05B37/02
(31) Priority Document No :61/551227
(32) Priority Date :25/10/2011
(33) Name of priority country :U.S.A.
(86) International Application No :PCT/IB2012/055615
Filing Date :16/10/2012
(87) International Publication No :WO 2013/061206
(61) Patent of Addition to Application Number :NA
Filing Date :NA
(62) Divisional to Application Number :NA
Filing Date :NA

(71)**Name of Applicant :**
1)KONINKLIJKE PHILIPS N.V.
Address of Applicant :High Tech Campus 5 NL 5656 AE Eindhoven Netherlands
(72)**Name of Inventor :**
1)VAN DER BRUG Willem Peter
2)VERBAKEL Cornelis Antonius

(57) Abstract :
Methods and apparatus for controlling a lighting fixture utilizing a communication protocol transmitted over the power line that feeds the lighting fixture. Data may be transmitted to a plurality of lighting fixtures (40) via altering the output voltage transmitted to the lighting fixture through switching of a transformer (120) connected to the output voltage. Data may be received at a lighting fixture (40) via receiving an encoded output voltage and comparing the voltage level of a plurality of sine cycle periods of the output voltage to determine an incoming data packet. One or more aspects of the lighting fixture (40) may be controlled based on the received data.

No. of Pages : 31 No. of Claims : 26

(12) PATENT APPLICATION PUBLICATION
(19) INDIA
(22) Date of filing of Application :11/04/2014
(21) Application No.2778/CHENP/2014 A
(43) Publication Date : 03/07/2015

(54) Title of the invention : BRUSHHEAD FOR A POWER TOOTHBRUSH WITH A TWO POSITION COUPLING ASSEMBLY

(51) International classification :A61C77/22
(31) Priority Document No :61/551035
(32) Priority Date :25/10/2011
(33) Name of priority country :U.S.A.
(86) International Application No :PCT/IB2012/055689
Filing Date :18/10/2012
(87) International Publication No :WO 2013/061219
(61) Patent of Addition to Application Number :NA
Filing Date :NA
(62) Divisional to Application Number :NA
Filing Date :NA

(71)**Name of Applicant :**
1)KONINKLIJKE PHILIPS N.V.
Address of Applicant :High Tech Campus 5 NL 5656 AE Eindhoven Netherlands
(72)**Name of Inventor :**
1)HALL Scott E.

(57) Abstract :
The replaceable brushhead used for a power toothbrush includes a neck portion (22) having a hollow part located at a proximal end thereof. The brushhead assembly includes a bristle portion (18) at a distal end of the neck portion. A connecting assembly (20) is positioned within the hollow portion of the neck the connecting assembly having two distinct mechanically stable positions. In the first position the connecting assembly has a first physical arrangement in which the brushhead assembly is conveniently removable or insertable onto an output shaft (16) from a handle portion of the power toothbrush. In the second position the connecting assembly has a second physical arrangement in which a portion of the connecting assembly makes physical contact with the output shaft such that the force or torque produced by the output shaft in operation is transferred to the brushhead assembly for movement thereof.

No. of Pages : 17 No. of Claims : 9

(12) PATENT APPLICATION PUBLICATION
(19) INDIA
(22) Date of filing of Application :15/04/2014
(21) Application No.2854/CHENP/2014 A
(43) Publication Date : 03/07/2015

(54) Title of the invention : METHOD FOR PRODUCING POLYPEPTIDE FRAGMENT WITH HIGH EFFICIENCY WHICH IS SUITABLE FOR NCL METHOD

(51) International classification :C07K1/06,C07K1/12,C12P21/00
(31) Priority Document No :2011210007
(32) Priority Date :26/09/2011
(33) Name of priority country :Japan
(86) International Application No :PCT/JP2012/074239
Filing Date :21/09/2012
(87) International Publication No :WO 2013/047372
(61) Patent of Addition to Application Number :NA
Filing Date :NA
(62) Divisional to Application Number :NA
Filing Date :NA

(71)**Name of Applicant :**
1)GLYTECH INC.
Address of Applicant :134 Chudoji minamimachi Shimogyo ku Kyoto shi Kyoto 6008813 Japan
(72)**Name of Inventor :**
1)KAJIHARA Yasuhiro
2)OKAMOTO Ryo
3)KIMURA Motoharu
4)ISHII Kazuyuki

(57) Abstract :
[Problem] To provide a method for producing a polypeptide fragment with high efficiency which is suitable for an NCL method.
[Solution] A production method comprising: a step of reacting a polypeptide which comprises a first polypeptide fragment having a cysteine residue as an N terminal thereof and a second polypeptide fragment with CNBr to produce the first polypeptide fragment having a cysteine residue as an N terminal thereof and a third polypeptide fragment wherein the first polypeptide fragment and the second polypeptide fragment are linked to each other through an intervening sequence Cys W (His)n Z Met ; and a step of reacting the third polypeptide fragment with a compound represented by formula (I) and a compound represented by formula (II) sequentially to produce the second polypeptide fragment having a modified C terminal.

No. of Pages : 59 No. of Claims : 20

(12) PATENT APPLICATION PUBLICATION
(19) INDIA
(22) Date of filing of Application :10/04/2014
(21) Application No.2720/CHENP/2014 A
(43) Publication Date : 03/07/2015

(54) Title of the invention : HYDRAULIC COUPLING

(51) International classification	:F02M51/06,F02M61/08,F02M61/16
(31) Priority Document No	:10 2011 084 512.7
(32) Priority Date	:14/10/2011
(33) Name of priority country	:Germany
(86) International Application No	:PCT/EP2012/068832
Filing Date	:25/09/2012
(87) International Publication No	:WO 2013/053594
(61) Patent of Addition to Application Number	:NA
Filing Date	:NA
(62) Divisional to Application Number	:NA
Filing Date	:NA

(71)**Name of Applicant :**
1)ROBERT BOSCH GMBH
Address of Applicant :Postfach 30 02 20 70442 Stuttgart Germany
(72)**Name of Inventor :**
1)SCHMIEDER Dietmar
2)SEBASTIAN Thomas
3)JAKOBI Andreas

(57) Abstract :
A hydraulic coupling in particular for fuel injection valves is specified which hydraulic coupling has a housing pot (31) with pot bottom (311) and pot shell (312) a piston (33) which is guided axially displaceably in the housing pot (31) a fluid filled coupling gap (35) which is provided between the piston (33) and the pot bottom (311) a diaphragm (36) which is arranged on that outer side of the housing pot (31) which faces away from the piston (33) a compensation chamber (37) which is delimited by the diaphragm (36) and is flow connected to the coupling gap (35) and a spring element (40) which acts on the diaphragm (36) with an axially directed spring force. In order to achieve a low overall stiffness of the hydraulic coupling at the required predefined coupling force the spring element (40) is configured as a spring clip (45) which is fixed on the housing pot (31) and bears with axial prestress against the diaphragm (36) in the region of the pot bottom (311).

No. of Pages : 14 No. of Claims : 12

(12) PATENT APPLICATION PUBLICATION
(19) INDIA
(22) Date of filing of Application :11/04/2014
(21) Application No.2781/CHENP/2014 A
(43) Publication Date : 03/07/2015

(54) Title of the invention : AUTO RECOVERING PROTECTION OF ELECTROMECHANICAL COMPONENTS IN A HIGH MAGNETIC FIELD

(51) International classification :G01R33/28,G01R19/165
(31) Priority Document No :61/550476
(32) Priority Date :24/10/2011
(33) Name of priority country :U.S.A.
(86) International Application No :PCT/IB2012/055546
Filing Date :12/10/2012
(87) International Publication No :WO 2013/061200
(61) Patent of Addition to Application Number :NA
Filing Date :NA
(62) Divisional to Application Number :NA
Filing Date :NA

(71)**Name of Applicant :**
1)KONINKLIJKE PHILIPS N.V.
Address of Applicant :High Tech Campus 5 NL 5656 AE Eindhoven Netherlands
(72)**Name of Inventor :**
1)BAILEY Paul Wayne

(57) Abstract :
An apparatus (100) protects a device (80) which has a ferrous electromechanical component which saturates in a high magnetic field (40) and draws a dangerously high electric current. A current sensor (110) senses current in excess of safe operating conditions of the protected device (80) in or near the magnetic field (40). A current switch (120) is controlled by the current sensor (110) and interposed between a power supply (90) and the device (80) to interrupt the current flow to the protected device (80) when the current sensor (110)senses current flow above a threshold due to the saturation.

No. of Pages : 15 No. of Claims : 20

(12) PATENT APPLICATION PUBLICATION
(19) INDIA
(22) Date of filing of Application :11/04/2014
(21) Application No.2782/CHENP/2014 A
(43) Publication Date : 03/07/2015

(54) Title of the invention : VIBRATION COMPENSATION SYSTEM FOR POWER TOOTHBRUSHES

(51) International classification :A61C17/34,A61C17/22
(31) Priority Document No :61/550578
(32) Priority Date :24/10/2011
(33) Name of priority country :U.S.A.
(86) International Application No :PCT/IB2012/055530
Filing Date :12/10/2012
(87) International Publication No :WO 2013/061196
(61) Patent of Addition to Application Number :NA
Filing Date :NA
(62) Divisional to Application Number :NA
Filing Date :NA

(71)**Name of Applicant :**
1)KONINKLIJKE PHILIPS N.V.
Address of Applicant :High Tech Campus 5 NL 5656 AE Eindhoven Netherlands
(72)**Name of Inventor :**
1)BAX Pieter Johannes
2)BOSMAN Franciscus Jozef
3)WESTRUP Geert Hendrik

(57) Abstract :
A power toothbrush having a vibration compensation system the toothbrush including a toothbrush housing(72) and an actuator which includes a stator(74)having a first moment of inertia and a rotor (76) having a second moment of inertia at the end of said rotor is mounted a bristle member. A first spring element (86) having a first spring constant connects the stator to the housing while a second spring element(88) having a second spring constant connects the rotor to the housing wherein the ratio of the first and second spring constants is substantially the same as the ratio of the first and second moments of inertia.

No. of Pages : 19 No. of Claims : 15

(12) PATENT APPLICATION PUBLICATION
(19) INDIA
(22) Date of filing of Application :11/04/2014
(21) Application No.2783/CHENP/2014 A
(43) Publication Date : 03/07/2015

(54) Title of the invention : INDIVIDUAL AND GROUP PAGING IN A WIRELESS NETWORK

(51) International classification :H04B7/26,H04W68/02
(31) Priority Document No :61/556109
(32) Priority Date :04/11/2011
(33) Name of priority country :U.S.A.
(86) International Application No :PCT/US2012/033960
Filing Date :17/04/2012
(87) International Publication No :WO 2013/066396
(61) Patent of Addition to Application Number :NA
Filing Date :NA
(62) Divisional to Application Number :NA
Filing Date :NA

(71)**Name of Applicant :**
1)INTEL CORPORATION
Address of Applicant :2200 Mission College Boulevard Santa Clara California 95052 U.S.A.
(72)**Name of Inventor :**
1)MOHANTY Shantidev
2)HUANG Rui
3)LI Honggang

(57) Abstract :
Methods and systems are described for individual and group paging of a wireless device via a wireless communications network. The method can include setting a paging cycle and a paging offset for the wireless device. A wireless device can be assigned to a device group using a device group identifier. The wireless device can wake up to check for paging events received via the wireless communication network during a portion of the paging cycle. A further operation can be receiving a group paging event for the device group at the wireless device during the portion of the paging cycle.

No. of Pages : 27 No. of Claims : 29

(12) PATENT APPLICATION PUBLICATION
(19) INDIA
(22) Date of filing of Application :15/04/2014
(21) Application No.2857/CHENP/2014 A
(43) Publication Date : 03/07/2015

(54) Title of the invention : BOBBIN WINDING MACHINE

(51) International classification :B65H54/28
(31) Priority Document No :10 2011 114 025.9
(32) Priority Date :21/09/2011
(33) Name of priority country :Germany
(86) International Application No :PCT/EP2012/067979
Filing Date :13/09/2012
(87) International Publication No :WO 2013/041442
(61) Patent of Addition to Application Number :NA
Filing Date :NA
(62) Divisional to Application Number :NA
Filing Date :NA

(71)**Name of Applicant :**
1)OERLIKON TEXTILE GMBH & CO. KG
Address of Applicant :Leverkuser Strasse 65 42897 Remscheid Germany
(72)**Name of Inventor :**
1)VO Rainald
2)OESTERWIND Roland

(57) Abstract :
A bobbin winding machine with a plurality of winding stations (5.1 5.4) which are arranged along a bobbin winding spindle (2 3) for winding a plurality of threads into bobbins (6.1 6.4) is described. The winding stations are assigned a traversing device (7) which has a flyer traversing unit for each winding station (8.1 8.4). The flyer traversing units are driven jointly and for this purpose have in each case a drive wheel (11.1 11.4) which is coupled to a driven driving wheel (14) via a toothed belt (12). According to the invention the toothed belt is coupled to the toothed drive wheels and to the toothed driving wheel via a toothed profile side (27).

No. of Pages : 20 No. of Claims : 9

(12) PATENT APPLICATION PUBLICATION
(19) INDIA
(22) Date of filing of Application :09/04/2014
(21) Application No.2707/CHENP/2014 A
(43) Publication Date : 03/07/2015

(54) Title of the invention : METAL CONNECTION METHOD

(51) International classification :B23K20/00,H01R43/02,B23K20/10
(31) Priority Document No :2011199492
(32) Priority Date :13/09/2011
(33) Name of priority country :Japan
(86) International Application No :PCT/JP2012/073434
Filing Date :13/09/2012
(87) International Publication No :WO 2013/039138
(61) Patent of Addition to Application Number :NA
Filing Date :NA
(62) Divisional to Application Number :NA
Filing Date :NA

(71)**Name of Applicant :**
1)YAZAKI CORPORATION
Address of Applicant :4 28 Mita 1 chome Minato ku Tokyo 1080073 Japan
(72)**Name of Inventor :**
1)TAKADA Kazuhiko

(57) Abstract :
The present invention provides a metal connection method involving: a step in which the connection part (11) of a first metal member (10) and the connection part (21) of a second metal member (20) are held so as to face one another; a step in which the connection part of the first metal member and the connection part of the second metal member are deformed by applying pressure to the connection part of the fist metal member and the connection part of the second metal member so as to butt the connection parts against one another and in which the oxide films of the connection part of the first metal member and the connection part of the second metal member are removed; and a step in which the connection part of the first metal member and the connection part of the second metal member from which the oxide films were removed are connected to one another by means of diffusion connection. As a result cost is easily reduce and quality can be stably ensured.

No. of Pages : 27 No. of Claims : 3

(12) PATENT APPLICATION PUBLICATION
(19) INDIA
(22) Date of filing of Application :11/04/2014
(21) Application No.2779/CHENP/2014 A
(43) Publication Date : 03/07/2015

(54) Title of the invention : MOTION COMPENSATED SECOND PASS METAL ARTIFACT CORRECTION FOR CT SLICE IMAGES

(51) International classification :A61B6/00,A61B6/03,G06T11/00
(31) Priority Document No :61/550509
(32) Priority Date :24/10/2011
(33) Name of priority country :U.S.A.
(86) International Application No :PCT/IB2012/055799
Filing Date :22/10/2012
(87) International Publication No :WO 2013/061239
(61) Patent of Addition to Application Number :NA
Filing Date :NA
(62) Divisional to Application Number :NA
Filing Date :NA

(71)**Name of Applicant :**
1)KONINKLIJKE PHILIPS N.V.
Address of Applicant :High Tech Campus 5 NL 5656 AE Eindhoven Netherlands
(72)**Name of Inventor :**
1)GRASS Michael
2)SCHMITT Holger
3)SCH„FER Dirk

(57) Abstract :
An apparatus and a method for correcting a CT slice image for an image artifact (330) caused by the motion of a high attenuation part (140) in an object (135) of interest. The CT slice image is based on projection images (310a b). The apparatus and method uses a footprint (315 a b) of the part in each of the projection images (310a b).

No. of Pages : 27 No. of Claims : 15

(12) PATENT APPLICATION PUBLICATION
(19) INDIA
(22) Date of filing of Application :11/04/2014
(21) Application No.2780/CHENP/2014 A
(43) Publication Date : 03/07/2015

(54) Title of the invention : SYSTEM FOR DETERMINING AMPLITUDE OF A POWER TOOTHBRUSH BRUSHHEAD IN THE MOUTH

(51) International classification :A61C77/22
(31) Priority Document No :61/550602
(32) Priority Date :24/10/2011
(33) Name of priority country :U.S.A.
(86) International Application No :PCT/IB2012/055656
Filing Date :17/10/2012
(87) International Publication No :WO 2013/061214
(61) Patent of Addition to Application Number :NA
Filing Date :NA
(62) Divisional to Application Number :NA
Filing Date :NA

(71)**Name of Applicant :**
1)KONINKLIJKE PHILIPS N.V.
Address of Applicant :High Tech Campus 5 NL 5656 AE Eindhoven Netherlands
(72)**Name of Inventor :**
1)BOVENKAMP Marc Darrin
2)HALL Scott E.
3)ALEXANDER Jeffrey Michael

(57) Abstract :
The power toothbrush includes a handle (12) a brushhead (14) and a drive assembly (20) which includes a processor (22) for driving the brushhead at a selected frequency and amplitude. A miniature gyroscope (MEMS) (26) and an accelerometer (28) are mounted on the brushhead or on a portion of the drive assembly within the handle for detecting rotational velocity of the brushhead and orientation of the brushhead in the mouth during operation. Information from the gyroscope (rotational) and the accelerometer are then provided to the processor for determining amplitude of brushhead movement. The amplitude information is provided to the user or can be further processed and fed back (30) to the drive assembly for control of brushhead movement.

No. of Pages : 13 No. of Claims : 17

(12) PATENT APPLICATION PUBLICATION
(21) Application No.2861/CHENP/2014 A
(19) INDIA
(22) Date of filing of Application :15/04/2014
(43) Publication Date : 03/07/2015

(54) Title of the invention : APPARATUS AND METHOD FOR ADAPTIVELY ENABLING DISCONTINUOUS TRANSMISSION (DTX) IN A WIRELESS COMMUNICATION SYSTEM

(51) International classification :H04W52/44
(31) Priority Document No :61/554888
(32) Priority Date :02/11/2011
(33) Name of priority country :U.S.A.
(86) International Application No :PCT/US2012/063064
Filing Date :01/11/2012
(87) International Publication No :WO 2013/067182
(61) Patent of Addition to Application Number :NA
Filing Date :NA
(62) Divisional to Application Number :NA
Filing Date :NA

(71)**Name of Applicant :**
1)QUALCOMM INCORPORATED
Address of Applicant :Attn: International IP Administration 5775 Morehouse Drive San Diego California 92121 1714 U.S.A.
(72)**Name of Inventor :**
1)CHOI Won Joon
2)ATTAR Rashid Ahmed Akbar
3)HU Jun

(57) Abstract :
Apparatus and methods are disclosed for gating reverse link transmissions of 1/4 rate 1/2 rate 3/4 rate and/or full rate frames in a wireless communication system such that an access terminal can reduce its power consumption. The gating or discontinuous transmission (DTX) of the reverse link transmission may be conditionally applied based on factors such as the state of the access terminal the filtered average power of gated the transmissions or other factors. Further the gating utilizes a pattern configured to be orthogonal to a pattern utilized for 1x smart blanking and further configured not to interrupt forward link or reverse link power control signaling. Other aspects embodiments and features are also claimed and discussed.

No. of Pages : 42 No. of Claims : 64

(12) PATENT APPLICATION PUBLICATION
(19) INDIA
(22) Date of filing of Application :15/04/2014
(21) Application No.2862/CHENP/2014 A
(43) Publication Date : 03/07/2015

(54) Title of the invention : METHOD AND APPARATUS FOR MITIGATING CONTROL CHANNEL ERROR

(51) International classification :H04W72/00,H04L1/00
(31) Priority Document No :13/289594
(32) Priority Date :04/11/2011
(33) Name of priority country :U.S.A.
(86) International Application No :PCT/US2012/063237
Filing Date :02/11/2012
(87) International Publication No :WO 2013/067298
(61) Patent of Addition to Application Number :NA
Filing Date :NA
(62) Divisional to Application Number :NA
Filing Date :NA

(71)**Name of Applicant :**
1)QUALCOMM INCORPORATED
Address of Applicant :ATTN: International IP Administration 5775 Morehouse Drive San Diego California 92121 1714 U.S.A.
(72)**Name of Inventor :**
1)LIU Zhengwei
2)MEYLAN Arnaud
3)WANG Jun
4)ZHANG Xiaoxia
5)LEE Kuo Chun

(57) Abstract :
Methods and apparatuses are provided that include decoding multicast broadcast communications where scheduling information related to a multicast channel is not properly received over a control channel. Media access control (MAC) packets can be decoded to determine whether a MAC subheader indicates the packet relates to a logical channel by indicating an associated channel identifier. Where the channel identifier of the MAC packet matches that of a requested logical channel data in the MAC packet can be provided to a communications layer. Subsequent packets can be processed and provided to the communications layer until a different channel identifier is encountered.

No. of Pages : 49 No. of Claims : 29

(12) PATENT APPLICATION PUBLICATION
(19) INDIA
(22) Date of filing of Application :10/04/2014
(21) Application No.2721/CHENP/2014 A
(43) Publication Date : 03/07/2015

(54) Title of the invention : POWER CONVERTER AND CONTROL METHOD FOR POWER CONVERTER

(51) International classification :H02P9/00
(31) Priority Document No :NA
(32) Priority Date :NA
(33) Name of priority country :NA
(86) International Application No :PCT/JP2011/079053
Filing Date :15/12/2011
(87) International Publication No :WO 2013/088552
(61) Patent of Addition to Application Number :NA
Filing Date :NA
(62) Divisional to Application Number :NA
Filing Date :NA

(71)**Name of Applicant :**
1)MITSUBISHI ELECTRIC CORPORATION
Address of Applicant :7 3 Marunouchi 2 chome Chiyoda ku Tokyo 1008310 Japan
(72)**Name of Inventor :**
1)TABATA Mitsunori
2)MORI Masato
3)NAKAJIMA Kenji
4)AKITA Kenichi

(57) Abstract :
In the present invention if detection is made that a B terminal voltage of a power generator has exceeded a first predetermined voltage value a control unit turns ON all switching elements of a negative electrode lateral arm of a bridge circuit connected to a set of armature windings turns OFF all switching elements of a positive electrode lateral arm and reduces field current that flows in a field winding. Then if predetermined conditions are satisfied the control unit turns OFF all the switching elements that have been turned ON.

No. of Pages : 35 No. of Claims : 7

(12) PATENT APPLICATION PUBLICATION
(19) INDIA
(22) Date of filing of Application :10/04/2014
(21) Application No.2722/CHENP/2014 A
(43) Publication Date : 03/07/2015

(54) Title of the invention : METHODS AND COMPOSITIONS FOR INDUCING SATIETY

(51) International classification :A23L1/0534,A23L1/29,A23L1/308
(31) Priority Document No :61/549023
(32) Priority Date :19/10/2011
(33) Name of priority country :U.S.A.
(86) International Application No :PCT/US2012/059714
Filing Date :11/10/2012
(87) International Publication No :WO 2013/059065
(61) Patent of Addition to Application Number :NA
Filing Date :NA
(62) Divisional to Application Number :NA
Filing Date :NA

(71)**Name of Applicant :**
1)DOW GLOBAL TECHNOLOGIES LLC
Address of Applicant :2040 Dow Center Midland MI 48674 U.S.A.
(72)**Name of Inventor :**
1)HUEBNER Britta
2)KNARR Matthias
3)ADDEN Roland
4)SAMMLER Robert L.
5)ADDEN Anne

(57) Abstract :
A flowable or spoonable medicament food food ingredient or food supplement is useful for inducing satiety. It comprises a protein and a methylcellulose (MC) wherein the weight ratio w(protein)/w(MC) is at least 0.7 / 1.0 and the methylcellulose has anhydroglucose units joined by 1 4 linkages wherein hydroxy groups of anhydroglucose units are substituted with methyl groups such that s23/s26 is 0.36 or less wherein s23 is the molar fraction of anhydroglucose units wherein only the two hydroxy groups in the 2 and 3 positions of the anhydroglucose unit are substituted with methyl groups and wherein s26 is the molar fraction of anhydroglucose units wherein only the two hydroxy groups in the 2 and 6 positions of the anhydroglucose unit are substituted with methyl groups.

No. of Pages : 32 No. of Claims : 14

(12) PATENT APPLICATION PUBLICATION
(19) INDIA
(22) Date of filing of Application :10/04/2014
(21) Application No.2723/CHENP/2014 A
(43) Publication Date : 03/07/2015

(54) Title of the invention : ENCAPSULATED SWEETENER COMPOSITION METHOD FOR THE PREPARATION THEREOF AND CHEWING GUM COMPRISING SAME

(51) International classification :A23L1/00,A23L1/236,A23G4/00
(31) Priority Document No :61/545842
(32) Priority Date :11/10/2011
(33) Name of priority country :U.S.A.
(86) International Application No :PCT/US2012/059328
Filing Date :09/10/2012
(87) International Publication No :WO 2013/055670
(61) Patent of Addition to Application Number :NA
Filing Date :NA
(62) Divisional to Application Number :NA
Filing Date :NA

(71)**Name of Applicant :**
1)INTERCONTINENTAL GREAT BRANDS LLC
Address of Applicant :100 Deforest Avenue East Hanover New Jersey 07936 U.S.A.
(72)**Name of Inventor :**
1)BOGHANI Navroz
2)GEBRESELASSIE Petros
3)ANASTASIOU Theodore James
4)VYAKARANAM Kiran
5)GUAN Junjie
6)HINTZ Tana

(57) Abstract :
Delayed release in chewing gum of a sweetener is provided by encapsulating the sweetener in specific amounts of a poly(vinyl acetate) a filler and a fatty acid salt. When incorporated into a chewing gum the sweetener encapsulated in poly(vinyl acetate) filler and fatty acid salt provides a more delayed release of a sweet flavor than a sweetener encapsulated in poly(vinyl acetate) alone.

No. of Pages : 63 No. of Claims : 84

(12) PATENT APPLICATION PUBLICATION
(19) INDIA
(22) Date of filing of Application :11/04/2014
(21) Application No.2799/CHENP/2014 A
(43) Publication Date : 03/07/2015

(54) Title of the invention : SINGLE LAYER PAPER PRINTING METHOD FOR SMOKER S REQUISITES

(51) International classification :B41F5/24,A24D1/02
(31) Priority Document No :P201131662
(32) Priority Date :17/10/2011
(33) Name of priority country :Spain
(86) International Application No :PCT/ES2012/070148
Filing Date :07/03/2012
(87) International Publication No :WO 2013/057339
(61) Patent of Addition to Application Number :NA
Filing Date :NA
(62) Divisional to Application Number :NA
Filing Date :NA

(71)**Name of Applicant :**
1)MIQUEL Y COSTAS & MIQUEL S.A.
Address of Applicant :Tusset 10 E 08006 Barcelona Spain
(72)**Name of Inventor :**
1)TOSAS FUENTES Agustn
2)DE MARISCAL RUIGOMEZ Pablo

(57) Abstract :
The present invention relates to a method for single layer printing of an ink on a wrapper for smoker s requisites with a view to obtaining a wrapper for smoker s requisites with low propensity to ignition using flexographic techniques characterized in that (1) printing is performed on a central drum flexographic press using a single printing unit (2) said unit having an anilox capacity of between 10 and 40 cm/m and a print roll equipped with a printing form selected from a stencil plate plus an adhesive and a sleeve and (3) in that an ink is used that comprises at least one film forming substance and a mineral filler the present invention also relating to the wrapper that can be obtained by means of this method and to the smoker s requisites that include said wrapper.

No. of Pages : 18 No. of Claims : 18

(12) PATENT APPLICATION PUBLICATION
(21) Application No.2869/CHENP/2014 A
(19) INDIA
(22) Date of filing of Application :15/04/2014
(43) Publication Date : 03/07/2015

(54) Title of the invention : METHODS SYSTEMS AND APPARATUSES TO MITIGATE COMMUNICATION COLLISIONS

(51) International classification :H04W74/08,H04W74/02
(31) Priority Document No :61/562184
(32) Priority Date :21/11/2011
(33) Name of priority country :U.S.A.
(86) International Application No :PCT/US2012/034807
Filing Date :24/04/2012
(87) International Publication No :WO 2013/077903
(61) Patent of Addition to Application Number :NA
Filing Date :NA
(62) Divisional to Application Number :NA
Filing Date :NA

(71)**Name of Applicant :**
1)INTEL CORPORATION
Address of Applicant :2200 Mission College Boulevard MS: RNB 4 150 Santa Clara California 95052 U.S.A.
(72)**Name of Inventor :**
1)PARK Minyoung

(57) Abstract :
Embodiments may comprise logic such as hardware and/or code to mitigate or attenuate collisions of communications between wireless communications devices and access points by defining time slots for stations to communicate with the access point. Some embodiments may define time slots for stations to respond to an indication that the access point is buffering data for the station. Further embodiments may define time slots for stations to communicate with the access point whether there is data buffered for the station or not. And many embodiments may determine stations associated with communications collisions or likely to be associated with communications collisions and defines different time slots for the stations to communicate with the access point.

No. of Pages : 41 No. of Claims : 39

(12) PATENT APPLICATION PUBLICATION
(19) INDIA
(22) Date of filing of Application :11/04/2014
(21) Application No.2789/CHENP/2014 A
(43) Publication Date : 03/07/2015

(54) Title of the invention : CIRCUITRY ARRANGEMENT FOR REDUCING A TENDENCY TOWARDS OSCILLATIONS

(51) International classification :H05K1/02,H05K1/16,H01L23/66
(31) Priority Document No :10 2011 053 680.9
(32) Priority Date :16/09/2011
(33) Name of priority country :Germany
(86) International Application No :PCT/EP2012/068191
Filing Date :17/09/2012
(87) International Publication No :WO 2013/037989
(61) Patent of Addition to Application Number :NA
Filing Date :NA
(62) Divisional to Application Number :NA
Filing Date :NA

(71)**Name of Applicant :**
1)SMA SOLAR TECHNOLOGY AG
Address of Applicant :Sonnenallee 1 34266 Niestetal Germany
(72)**Name of Inventor :**
1)MALLWITZ Regine

(57) Abstract :
A circuitry arrangement (1) comprising several electronic parts (25 26) mounted to a circuit board (2) at least one conductor section (4 5) extending between the electronic parts (25 26) within a first conductor layer and a closed conductor loop (13) comprising at least one loop section (6 7) running in parallel to the at least one conductor section (4 5) within a second conductor layer neighboring the first conductor layer. The closed conductor loop (13) is configured to reduce a tendency towards oscillations of a current flowing through the conductor section (4 5) in operation of the circuitry arrangement (1). The conductor loop (13) is closed via at least one electronic component (11) mounted to an outer surface (3) of the circuit board (2).

No. of Pages : 22 No. of Claims : 15

(12) PATENT APPLICATION PUBLICATION
(19) INDIA
(22) Date of filing of Application :11/01/2013
(21) Application No.279/CHENP/2013 A
(43) Publication Date : 03/07/2015

(54) Title of the invention : LAMINATED STRUCTURE FOR DISPLAYING INFORMATION

(51) International classification :B32B17/10,G02B27/01
(31) Priority Document No :10/02860
(32) Priority Date :07/07/2010
(33) Name of priority country :France
(86) International Application No :PCT/FR2011/051612
Filing Date :06/07/2011
(87) International Publication No :WO 2012/004535
(61) Patent of Addition to Application Number :NA
Filing Date :NA
(62) Divisional to Application Number :NA
Filing Date :NA

(71)**Name of Applicant :**
1)SAINT GOBAIN GLASS FRANCE
Address of Applicant :18 avenue dAlsace F 92400 Courbevoie France
(72)**Name of Inventor :**
1)DEKONINCK Alexandra
2)SABLAYROLLES Jean

(57) Abstract :
The invention relates to: a laminated structure comprising in succession at least a substrate a phosphor first layer and an adhesive polymer second layer; to a method of preparing this structure; and to laminated glazing comprising this structure.

No. of Pages : 10 No. of Claims : 20

(12) PATENT APPLICATION PUBLICATION
(19) INDIA
(22) Date of filing of Application :11/04/2014
(21) Application No.2790/CHENP/2014 A
(43) Publication Date : 03/07/2015

(54) Title of the invention : PROTECTIVE FIRE HYDRANT CASING AND METHOD OF USE

(51) International classification :F16K35/00
(31) Priority Document No :61/533507
(32) Priority Date :12/09/2011
(33) Name of priority country :U.S.A.
(86) International Application No :PCT/IL2012/000340
Filing Date :12/09/2012
(87) International Publication No :WO 2013/038404
(61) Patent of Addition to Application Number :NA
Filing Date :NA
(62) Divisional to Application Number :NA
Filing Date :NA

(71)**Name of Applicant :**
1)MILTEL COMMUNICATION LTD
Address of Applicant :7 Gush Etzion St. 54030 Givat Shmuel Israel
2)ARAD ART DISPLAY LTD
(72)**Name of Inventor :**
1)VARMAN Raziel
2)AMIT Isaac
3)DOTAN Gavriel Simcha
4)RAUSCHER Rafael
5)SABAG Uri
6)GRAUDENZ Jacob
7)LOCKER Yarum

(57) Abstract :
A protective fire hydrant cover comprising an operating nut extender and a protective fire hydrant casing. The operating nut extender is firmly coupled with an operating nut of a fire hydrant such that when the operating nut extender rotates the operating nut rotates therewith the operating nut extender includes an inner groove exhibiting a substantially circular shape. The protective fire hydrant casing includes a lock mechanism therein which includes a latch. The latch moves between at least a locked and un operable position and an unlocked position. The protective fire hydrant casing fits over the operating nut extender such that it covers the operating nut extender and the latch aligns with the groove. When the latch moves to locked and un operable position the latch enters the inner groove thus internally locking the protective fire hydrant casing with the operating nut extender thus locking the protective fire hydrant cover onto the fire hydrant. When the latch is in locked and un operable position the protective fire hydrant casing may freely rotate about the operating nut extender. When the latch moves to the unlocked position the protective fire hydrant casing unlocks from the operating nut extender.

No. of Pages : 54 No. of Claims : 21

(12) PATENT APPLICATION PUBLICATION
(19) INDIA
(22) Date of filing of Application :15/04/2014
(21) Application No.2868/CHENP/2014 A
(43) Publication Date : 03/07/2015

(54) Title of the invention : PART MOUNTING FACILITY AND PART MOUNTING METHOD

(51) International classification :B23P21/00,B23P19/00,B25H1/08
(31) Priority Document No :2011203986
(32) Priority Date :19/09/2011
(33) Name of priority country :Japan
(86) International Application No :PCT/JP2012/071671
Filing Date :28/08/2012
(87) International Publication No :WO 2013/042511
(61) Patent of Addition to Application Number :NA
Filing Date :NA
(62) Divisional to Application Number :NA
Filing Date :NA

(71)**Name of Applicant :**
1)HONDA MOTOR CO. LTD.
Address of Applicant :1 1 Minami Aoyama 2 chome Minato ku Tokyo 1078556 Japan
(72)**Name of Inventor :**
1)KOZASA Nobuhiro
2)TSUTSUMIDA Katsuyoshi
3)TAKAHASHI Hidetoshi
4)HASHIMOTO Daisuke
5)SUGIMOTO Tomohiro
6)SANO Koichi

(57) Abstract :
A part mounting facility (10) is provided with substantially U shaped conveyance paths (34 48) having return bends and the substantially U shaped conveyance paths (34 48) are formed by providing conveyance paths (32 46) which are in part mounting work regions (31 45) with the return bends (33 47). The substantially U shaped conveyance paths are connected to each other and the upstream most substantially U shaped conveyance path (34A 48A) among the connected substantially U shaped conveyance paths is connected to the downstream most substantially U shaped conveyance path (34B 48B) to enable a workpiece conveyance dolly (41) to circulate along the conveyance paths.

No. of Pages : 36 No. of Claims : 7

(12) PATENT APPLICATION PUBLICATION
(19) INDIA
(22) Date of filing of Application :11/04/2014
(21) Application No.2806/CHENP/2014 A
(43) Publication Date : 03/07/2015

(54) Title of the invention : SUBSTITUTED TETRAHYDROISOQUINOLINE COMPOUNDS AS FACTOR XIA INHIBITORS

(51) International classification	:C07D217/26,C07D401/10,C07D401/14
(31) Priority Document No	:61/547305
(32) Priority Date	:14/10/2011
(33) Name of priority country	:U.S.A.
(86) International Application No Filing Date	:PCT/US2012/059859 :12/10/2012
(87) International Publication No	:WO 2013/055984
(61) Patent of Addition to Application Number Filing Date	:NA :NA
(62) Divisional to Application Number Filing Date	:NA :NA

(71)**Name of Applicant :**
1)BRISTOL MYERS SQUIBB COMPANY
Address of Applicant :Route 206 and Province Line Road Princeton New Jersey 08543 4000 U.S.A.
(72)**Name of Inventor :**
1)ORWAT Michael J.
2)PINTO Donald J.P.
3)SMITH II Leon M.
4)SRIVASTAVA Shefali
5)CORTE James R.

(57) Abstract :
The present invention provides compounds of Formula (I): or stereoisomers pharmaceutically acceptable salts thereof wherein all of the variables are as defined herein. These compounds are inhibitors of factor XIa and/or plasma kallikrein which may be used as medicaments.

No. of Pages : 179 No. of Claims : 14

(12) PATENT APPLICATION PUBLICATION
(19) INDIA
(22) Date of filing of Application :11/04/2014
(21) Application No.2807/CHENP/2014 A
(43) Publication Date : 03/07/2015

(54) Title of the invention : A COMPOUND FOR THE TREATMENT OF HEPATITIS C

(51) International classification :C07D487/04,A61K31/55,A61P31/14
(31) Priority Document No :61/549450
(32) Priority Date :20/10/2011
(33) Name of priority country :U.S.A.
(86) International Application No :PCT/US2012/060537
Filing Date :17/10/2012
(87) International Publication No :WO 2013/059265
(61) Patent of Addition to Application Number :NA
Filing Date :NA
(62) Divisional to Application Number :NA
Filing Date :NA

(71)**Name of Applicant :**
1)BRISTOL MYERS SQUIBB COMPANY
Address of Applicant :P.O. Box 4000 Route 206 and ProvinceLine Road Princeton New Jersey 08543 4000 U.S.A.
(72)**Name of Inventor :**
1)ZHENG Zhizhen Barbara
2)DANDREA Stanley

(57) Abstract :
The present invention provides (1a 12b) 8 cyclohexyl 11 fluoro ((1 methylcyclopropyl)sulfonyl) 1a ((3 methyl 3 8 diazabicyclo[3.2.1]oct 8 yl)carbonyl) 1 1a 2 12b tetrahydrocyclopropa[]indolo[2 1][2]benzazepine 5 carboxamide (formula I) including pharmaceutically acceptable salts as well as compositions and methods of using the compound. The compound has activity against hepatitis C virus (HCV) and may be useful in treating those infected with HCV.

No. of Pages : 49 No. of Claims : 10

(12) PATENT APPLICATION PUBLICATION
(19) INDIA
(22) Date of filing of Application :11/04/2014
(21) Application No.2808/CHENP/2014 A
(43) Publication Date : 03/07/2015

(54) Title of the invention : IMAGE PROCESSING APPARATUS AND IMAGE PROCESSING METHOD THEREOF

(51) International classification :H04N13/00
(31) Priority Document No :61/534533
(32) Priority Date :14/09/2011
(33) Name of priority country :U.S.A.
(86) International Application No :PCT/KR2012/007362
Filing Date :14/09/2012
(87) International Publication No :WO 2013/039347
(61) Patent of Addition to Application Number :NA
Filing Date :NA
(62) Divisional to Application Number :NA
Filing Date :NA

(71)**Name of Applicant :**
1)SAMSUNG ELECTRONICS CO. LTD.
Address of Applicant :129 Samsung ro Yeongtong gu Suwon si Gyeonggi do 443 742 Republic of Korea
(72)**Name of Inventor :**
1)LIMONOV Alexander
2)LEE Jin Sung
3)MIN Jong Sul

(57) Abstract :
Disclosed is an image processing apparatus. The image processing apparatus includes: a depth estimation unit for estimating the depth of an inputted 3D image; a text area detection unit for detecting a text area included in the 3D image; a mask generation unit for generating a text mask corresponding to the detected text area; and a depth correction unit for correcting the depth of the text area on the basis of the estimated depth and the generated text mask.

No. of Pages : 36 No. of Claims : 14

(12) PATENT APPLICATION PUBLICATION
(19) INDIA
(22) Date of filing of Application :16/04/2014
(21) Application No.2886/CHENP/2014 A
(43) Publication Date : 03/07/2015

(54) Title of the invention : WIRING PROTECTIVE COVER STRUCTURE FOR ELECTRIC VEHICLE

(51) International classification	:B60R16/02,B60K1/04,B60K11/06
(31) Priority Document No	:2011233012
(32) Priority Date	:24/10/2011
(33) Name of priority country	:Japan
(86) International Application No	:PCT/JP2012/076849
Filing Date	:17/10/2012
(87) International Publication No	:WO 2013/061846
(61) Patent of Addition to Application Number	:NA
Filing Date	:NA
(62) Divisional to Application Number	:NA
Filing Date	:NA

(71)**Name of Applicant :**
1)HONDA MOTOR CO. LTD.
Address of Applicant :1 1 Minami Aoyama 2 chome Minato ku Tokyo 1078556 Japan
(72)**Name of Inventor :**
1)SEKI Hidemi
2)ITOU Keisuke

(57) Abstract :
Provided is a wiring protective cover structure for an electric vehicle which can also be used for battery cooling while effectively blocking noise that occurs from wiring for connecting an electric power converter and a battery disposed on a floor panel. A control line cable (25) and a DC line cable (23) for connecting a battery (21) and an electric power converter (22) is disposed on the top surface of a center tunnel (37) of a vehicle (1) and a wiring protective cover (35) made of metal has a cooling passage (30) disposed inside thereof and is disposed on a floor panel (36) so as to cover the DC line cable (23) and the control line cable (25).

No. of Pages : 26 No. of Claims : 7

(12) PATENT APPLICATION PUBLICATION
(19) INDIA
(22) Date of filing of Application :16/04/2014
(21) Application No.2887/CHENP/2014 A
(43) Publication Date : 03/07/2015

(54) Title of the invention : TREATMENT OF CANCER WITH TOR KINASE INHIBITORS

(51) International classification :A61K31/4166,A61K31/4188,A61K31/4985
(31) Priority Document No :61/549034
(32) Priority Date :19/10/2011
(33) Name of priority country :U.S.A.
(86) International Application No :PCT/US2012/060723
Filing Date :18/10/2012
(87) International Publication No :WO 2013/059396
(61) Patent of Addition to Application Number :NA
Filing Date :NA
(62) Divisional to Application Number :NA
Filing Date :NA

(71)**Name of Applicant :**
1)SIGNAL PHARMACEUTICALS LLC
Address of Applicant :4550 Towne Centre Court San Diego CA 92121 U.S.A.
(72)**Name of Inventor :**
1)XU Shuichan
2)HEGE Kristen Mae
3)LOPEZ GIRONA Antonia
4)RAYMON Heather
5)NARLA Rama K.
6)CHOPRA Rajesh

(57) Abstract :
Provided herein are methods for treating or preventing a solid tumor non Hodgkin lymphoma or multiple myeloma in a patient comprising administering an effective amount of a TOR kinase inhibitor to a patient having a solid tumor non Hodgkin lymphoma or multiple myeloma.

No. of Pages : 226 No. of Claims : 14

(12) PATENT APPLICATION PUBLICATION
(19) INDIA
(22) Date of filing of Application :16/04/2014
(21) Application No.2888/CHENP/2014 A
(43) Publication Date : 03/07/2015

(54) Title of the invention : CONTIGUOUS FILTER PRESS AND METHODS OF MANUFACTURING THE SAME

(51) International classification :B01D25/12
(31) Priority Document No :61/548954
(32) Priority Date :19/10/2011
(33) Name of priority country :U.S.A.
(86) International Application No :PCT/US2012/060965
Filing Date :19/10/2012
(87) International Publication No :WO 2013/059556
(61) Patent of Addition to Application Number :NA
Filing Date :NA
(62) Divisional to Application Number :NA
Filing Date :NA

(71)**Name of Applicant :**
1)FLSMIDTH A/S
Address of Applicant :Vigerslev Alle 77 DK 2500 Valby Denmark
(72)**Name of Inventor :**
1)NEUMANN Reuben

(57) Abstract :
A horizontal filter press is disclosed. The horizontal filter press comprises a support bracket a head bracket two sidebars spanning a distance between said support bracket and said head bracket and a plurality of double filter plates. Each double filter plate comprises a first individual filter plate having a first filter chamber one or more first filtrate ports at least one first feed eye port and at least one first handle; and a second individual filter plate having a second filter chamber one or more second filtrate ports at least one second feed eye port and at least one second handle. The first and second individual filter plates are initially separate components but are subsequently mechanically joined together to form said at least one double filter plate. In some embodiments a spacer bar is provided between the first and second individual filter plates. In some embodiments a cutout is provided between the first and second individual filter plates to accommodate a support beam centrally disposed between said sidebars the support beam providing additional support to the plurality of double filter plates. Methods of manufacturing a double filter plate are also disclosed.

No. of Pages : 61 No. of Claims : 19

(12) PATENT APPLICATION PUBLICATION
(19) INDIA
(22) Date of filing of Application :10/04/2014
(21) Application No.2736/CHENP/2014 A
(43) Publication Date : 03/07/2015

(54) Title of the invention : ANTISENSE MODULATION OF GCGR EXPRESSION

(51) International classification :C12N15/113,A61P3/08,A61P3/10
(31) Priority Document No :61/537007
(32) Priority Date :20/09/2011
(33) Name of priority country :U.S.A.
(86) International Application No :PCT/US2012/056249
Filing Date :20/09/2012
(87) International Publication No :WO 2013/043817
(61) Patent of Addition to Application Number :NA
Filing Date :NA
(62) Divisional to Application Number :NA
Filing Date :NA

(71)**Name of Applicant :**
1)ISIS PHAMACEUTICALS INC.
Address of Applicant :2855 Gazelle Court Carlsbad CA 92010 U.S.A.
(72)**Name of Inventor :**
1)FREIER Susan M.
2)BHANOT Sanjay

(57) Abstract :
Provided herein are methods compounds and compositions for reducing expression of GCGR mRNA and protein in an animal. Such methods compounds and compositions are useful to treat prevent delay or ameliorate metabolic disease for example diabetes or a symptom thereof.

No. of Pages : 147 No. of Claims : 51

(12) PATENT APPLICATION PUBLICATION
(19) INDIA
(22) Date of filing of Application :11/04/2014
(21) Application No.2809/CHENP/2014 A
(43) Publication Date : 03/07/2015

(54) Title of the invention : ESTABLISH CLIENT HOST CONNECTION

(51) International classification :G06F15/16,G06F3/14,G06F9/22
(31) Priority Document No :NA
(32) Priority Date :NA
(33) Name of priority country :NA
(86) International Application No :PCT/US2011/055625
Filing Date :10/10/2011
(87) International Publication No:WO 2013/055314
(61) Patent of Addition to Application Number :NA
Filing Date :NA
(62) Divisional to Application Number :NA
Filing Date :NA

(71)**Name of Applicant :**
1)HEWLETT PACKARD DEVELOPMENT COMPANY
Address of Applicant :11445 Compaq Center Drive W. Houston Texas 77070 U.S.A.
(72)**Name of Inventor :**
1)EASON Patrick C.
2)GAWLIK Thomas R.
3)CALSYN Keith P.
4)FLYNN Thomas J.
5)SHAVER Charles N.
6)BIGGS Kent E.

(57) Abstract :
Example embodiments disclosed herein relate to establishing a connection over a network between a first host device and a client device. The client device transmits client information over the network related to the first host device. Display information is transmitted by the first host device to be output by the client device.

No. of Pages : 30 No. of Claims : 15

(12) PATENT APPLICATION PUBLICATION
(19) INDIA
(22) Date of filing of Application :11/01/2013
(21) Application No.281/CHENP/2013 A
(43) Publication Date : 03/07/2015

(54) Title of the invention : METHOD SYSTEM AND USER INTERFACE FOR CREATING AND DISPLAYING OF PRESENTATIONS

(51) International classification :G06F3/14,G06F3/048,G06F9/44
(31) Priority Document No :61/354984
(32) Priority Date :15/06/2010
(33) Name of priority country :U.S.A.
(86) International Application No :PCT/US2011/040315
Filing Date :14/06/2011
(87) International Publication No:WO 2011/159680
(61) Patent of Addition to Application Number :NA
Filing Date :NA
(62) Divisional to Application Number :NA
Filing Date :NA

(71)**Name of Applicant :**
1)SCHOLARBOX INC.
Address of Applicant :210 Walker Street #4 Atlanta GA 30313 U.S.A.
(72)**Name of Inventor :**
1)TAYLOR Robert

(57) Abstract :
A method and system for creating at least one presentation comprising: at least one computer: at least one application operable on the at least one computer the at least one application configured for: receiving a plurality of assets; and allowing at least one user to define the at least one presentation over the time that the at least one presentation is to be displayed using at least two assets to be simultaneously presented for at least one selected point in time.

No. of Pages : 186 No. of Claims : 56

(12) PATENT APPLICATION PUBLICATION
(21) Application No.2889/CHENP/2014 A
(19) INDIA
(22) Date of filing of Application :16/04/2014
(43) Publication Date : 03/07/2015

(54) Title of the invention : ETHYLENE BASED POLYMER COMPOSITIONS AND ARTICLES PREPARED THEREFROM

(51) International classification :C08L23/16
(31) Priority Document No :61/549295
(32) Priority Date :20/10/2011
(33) Name of priority country :U.S.A.
(86) International Application No :PCT/US2012/060714
Filing Date :18/10/2012
(87) International Publication No :WO 2013/059391
(61) Patent of Addition to Application Number :NA
Filing Date :NA
(62) Divisional to Application Number :NA
Filing Date :NA

(71)**Name of Applicant :**
1)DOW GLOBAL TECHNOLOGIES LLC
Address of Applicant :2040 Dow Center Midland MI 48674 U.S.A.
(72)**Name of Inventor :**
1)SUBRAMANIAN Muthu

(57) Abstract :
The invention provides a composition comprising the following: A) an ethylene/a olefin/diene interpolymer; B) a functionalized ethylene based polymer selected from the group consisting of the following: a) an anhydride grafted ethylene/a olefin interpolymer; b) an acid functionalized ethylene based polymer; and c) an ester functionalized ethylene based polymer; C) a crosslinking agent; and wherein the weight ratio of component A to component B is from 98:2 to 60:40.

No. of Pages : 21 No. of Claims : 14

(12) PATENT APPLICATION PUBLICATION
(19) INDIA
(22) Date of filing of Application :11/01/2013
(21) Application No.289/CHENP/2013 A
(43) Publication Date : 03/07/2015

(54) Title of the invention : A HELICOPTER ENGINE MOUNTING SYSTEM AND METHODS

(51) International classification :B64D27/26,F16F13/26
(31) Priority Document No :61/397607
(32) Priority Date :14/06/2010
(33) Name of priority country :U.S.A.
(86) International Application No :PCT/US2011/040299
Filing Date :14/06/2011
(87) International Publication No :WO 2011/159671
(61) Patent of Addition to Application Number :NA
Filing Date :NA
(62) Divisional to Application Number :NA
Filing Date :NA

(71)**Name of Applicant :**
1)LORD CORPORATION
Address of Applicant :Attn: IP Legal Dept. 111 Lord Drive Cary North Carolina 27511 U.S.A.
(72)**Name of Inventor :**
1)ZAMEROSKI Daniel

(57) Abstract :
Method of mounting an engine (50) in a rotary wing aircraft. The method includes providing a rotary wing aircraft having an aircraft body (54) supported in flight through an exterior air space by a rotary wing system rotating with an operational rotating frequency (P) with a plurality of (N) rotary wings the rotary wing aircraft body having a persistent in flight operational rotating frequency vibration. The method includes providing a first engine the first engine for providing power to rotate the rotary wing system at the rotary wing system operational rotating frequency (P).

No. of Pages : 50 No. of Claims : 57

(12) PATENT APPLICATION PUBLICATION
(19) INDIA
(22) Date of filing of Application :16/04/2014
(21) Application No.2890/CHENP/2014 A
(43) Publication Date : 03/07/2015

(54) Title of the invention : COLLECTOR COMPOSITIONS AND METHODS OF USING THE SAME

(51) International classification	:B03D1/01,B03D1/012,B03D1/014
(31) Priority Document No	:61/548402
(32) Priority Date	:18/10/2011
(33) Name of priority country	:U.S.A.
(86) International Application No	:PCT/US2012/060525
Filing Date	:17/10/2012
(87) International Publication No	:WO 2013/059258
(61) Patent of Addition to Application Number	:NA
Filing Date	:NA
(62) Divisional to Application Number	:NA
Filing Date	:NA

(71)**Name of Applicant :**
1)CYTEC TECHNOLOGY CORP.
Address of Applicant :300 Delaware Avenue Wilmington DE 19801 U.S.A.
(72)**Name of Inventor :**
1)NAGARAJ Devarayasamudram R.
2)RICCIO Peter
3)BHAMBHANI Tarun
4)ROTHENBERG Alan S.
5)QUINTANAR Carmina
6)WANG Bing

(57) Abstract :
Formulations for value mineral collector compositions composed of at least one first collector selected from an organic ammonium salt of an organic sulfur containing acid; and at least one second collector selected from neutral collectors and/or organic ammonium salts of an organic sulfur containing acids such that the second collector is different from said first collector are provided herein along with methods for making and using same.

No. of Pages : 43 No. of Claims : 35

(12) PATENT APPLICATION PUBLICATION
(19) INDIA
(22) Date of filing of Application :12/04/2014
(21) Application No.2813/CHENP/2014 A
(43) Publication Date : 03/07/2015

(54) Title of the invention : METHOD DEVICE AND PROGRAM FOR ENCODING AND DECODING IMAGE

(51) International classification :H04N7/32,H04N7/30
(31) Priority Document No :2011243041
(32) Priority Date :07/11/2011
(33) Name of priority country :Japan
(86) International Application No :PCT/JP2012/078306
Filing Date :01/11/2012
(87) International Publication No :WO 2013/069530
(61) Patent of Addition to Application Number :NA
Filing Date :NA
(62) Divisional to Application Number :NA
Filing Date :NA

(71)**Name of Applicant :**
1)NIPPON TELEGRAPH AND TELEPHONE CORPORATION
Address of Applicant :5 1 Otemachi 1 chome Chiyoda ku Tokyo 1008116 Japan
(72)**Name of Inventor :**
1)MATSUO Shohei
2)TAKAMURA Seishi
3)SHIMIZU Atsushi
4)JOZAWA Hirohisa

(57) Abstract :
The purpose of the present invention is to reduce intra prediction errors and improve encoding efficiency by introducing into intra prediction adaptive reference pixel generation processing that is in accordance with the encoding condition. In encoding or decoding involving generating a prediction signal using spatial inter pixel prediction and encoding or decoding an image using a prediction residual signal that is the difference between the prediction signal and the original signal a tap length of an interpolation filter that will be necessary in generating a reference pixel for the intra prediction is set on the basis of the size of a block which is the processing unit for encoding conversion or prediction and/or a quantization parameter of the block filtering for generating the reference pixel is executed using an interpolation filter corresponding to the tap length that was set and an intra prediction signal corresponding to the specified intra prediction mode is generated using the generated reference pixel.

No. of Pages : 44 No. of Claims : 18

(12) PATENT APPLICATION PUBLICATION
(19) INDIA
(22) Date of filing of Application :16/04/2014
(21) Application No.2894/CHENP/2014 A
(43) Publication Date : 03/07/2015

(54) Title of the invention : DETECTING COUNTERFEIT PRINT MATERIAL WITH CAMERA EQUIPPED COMPUTING DEVICE

(51) International classification :G06T7/60,G06T7/00,G07D7/20
(31) Priority Document No :NA
(32) Priority Date :NA
(33) Name of priority country :NA
(86) International Application No :PCT/CN2011/080674
Filing Date :12/10/2011
(87) International Publication No :WO 2013/053111
(61) Patent of Addition to Application Number :NA
Filing Date :NA
(62) Divisional to Application Number :NA
Filing Date :NA

(71)**Name of Applicant :**
1)QUALCOMM INCORPORATED
Address of Applicant :5775 Morehouse Drive San Diego California 92121 1714 U.S.A.
(72)**Name of Inventor :**
1)HUANG William Y.
2)FAN Mingxi
3)ZHU Xiaoyi
4)WANG Ruowei
5)LING Fan

(57) Abstract :
An apparatus system and method for examining authenticity of printed material and distinguishing between original printed material and counterfeit printed material is disclosed. In one embodiment the method is performed by a mobile device. The mobile device recognizes a reference point on a page of the printed material computes a color balance ratio for that reference point and compares the computed color balance ratio to an expected value for original printed material. Based on the comparison between the computed color balance ratio and the expected value a determination is made as to the authenticity of the printed material. If the printed material is authentic the mobile device may provide supplementary complementary and/or additional information and content for example information related to the page or chapter of the printed material. If the printed material is not authentic the mobile device may inhibit the presentation of additional material.

No. of Pages : 33 No. of Claims : 20

(12) PATENT APPLICATION PUBLICATION
(19) INDIA
(22) Date of filing of Application :16/04/2014
(21) Application No.2895/CHENP/2014 A
(43) Publication Date : 03/07/2015

(54) Title of the invention : SPS AUTHENTICATION

(51) International classification :G01S19/21
(31) Priority Document No :61/561824
(32) Priority Date :18/11/2011
(33) Name of priority country :U.S.A.
(86) International Application No :PCT/US2012/065696
Filing Date :16/11/2012
(87) International Publication No :WO 2013/075039
(61) Patent of Addition to Application Number :NA
Filing Date :NA
(62) Divisional to Application Number :NA
Filing Date :NA

(71)**Name of Applicant :**
1)QUALCOMM INCORPORATED
Address of Applicant :ATTN: International IP Administration 5775 Morehouse Drive San Diego California 92121 1714 U.S.A.
(72)**Name of Inventor :**
1)GARIN Lionel J.

(57) Abstract :
Method and apparatus for SPS authentication for example for use with GPS are disclosed. The method may include receiving a first set of Y codes from a plurality of satellites generating authentication decisions using W code estimates extracted from the first set of Y codes for satellite channels corresponding to the plurality of satellites and generating an authentication response according to authentication decisions generated for the satellite channels.

No. of Pages : 45 No. of Claims : 40

(12) PATENT APPLICATION PUBLICATION
(19) INDIA
(22) Date of filing of Application :16/04/2014
(21) Application No.2896/CHENP/2014 A
(43) Publication Date : 03/07/2015

(54) Title of the invention : E BOOK READER WITH OVERLAYS

(51) International classification :G06F3/048,G06F3/14,G06F17/30
(31) Priority Document No :61/545520
(32) Priority Date :10/10/2011
(33) Name of priority country :U.S.A.
(86) International Application No :PCT/US2012/059254
Filing Date :08/10/2012
(87) International Publication No :WO 2013/055632
(61) Patent of Addition to Application Number :NA
Filing Date :NA
(62) Divisional to Application Number :NA
Filing Date :NA

(71)**Name of Applicant :**
1)MITRA Sanjit K.
Address of Applicant :929 Crown Avenue Santa Barbara CA 93111 1020 U.S.A.
2)MADNI Asad M.
3)ADSUMILLI Balineedu Chowdary
(72)**Name of Inventor :**
1)MITRA Sanjit K.
2)MADNI Asad M.
3)ADSUMILLI Balineedu Chowdary

(57) Abstract :
An e book reader application for the desktop laptop tablet or other mobile computing device configurations and web/cloud environments provides user interactions with overlays that present the reader with immediate access to assets including equations figures references index source code equation variables and other parameters (including but not limited to graphical plots videos slide presentations etc.) referenced in a given page using a pop up window or a tool tip to display the desired asset. The e book reader application also provides additional tools such as sharing code and review materials setting access restrictions and tagging audio/video presentations for authors as well as highlighting bookmarking and notes taking capabilities for readers.

No. of Pages : 56 No. of Claims : 26

(12) PATENT APPLICATION PUBLICATION
(19) INDIA
(22) Date of filing of Application :14/04/2014
(21) Application No.2822/CHENP/2014 A
(43) Publication Date : 03/07/2015

(54) Title of the invention : NETWORK SELF PROTECTION

(51) International classification :H04L12/26
(31) Priority Document No :61/585337
(32) Priority Date :11/01/2012
(33) Name of priority country :U.S.A.
(86) International Application No :PCT/US2013/020765
Filing Date :09/01/2013
(87) International Publication No :WO 2013/106386
(61) Patent of Addition to Application Number :NA
Filing Date :NA
(62) Divisional to Application Number :NA
Filing Date :NA

(71)**Name of Applicant :**
1)NEC LABORATORIES AMERICA Inc.
Address of Applicant :4 Independence Way Suite 200 Princeton New Jersey 08540 U.S.A.
(72)**Name of Inventor :**
1)LUMEZANU Cristian
2)JIANG Guofei
3)ZHANG Yueping
4)SINGH Vishal
5)WANG Ye

(57) Abstract :
A device used in a network is disclosed. The device includes a network monitor to monitor a network state and to collect statistics for flows going through the network a flow aggregation unit to aggregate flows into clusters and identify flows that can cause a network problem and an adaptive control unit to adaptively regulate the identified flow according to network feedback. Other methods and systems also are disclosed.

No. of Pages : 26 No. of Claims : 20

(12) PATENT APPLICATION PUBLICATION
(19) INDIA
(22) Date of filing of Application :14/04/2014
(21) Application No.2823/CHENP/2014 A
(43) Publication Date : 03/07/2015

(54) Title of the invention : NETWORK DEBUGGING

(51) International classification :G06F11/36,G06F9/44
(31) Priority Document No :61/590042
(32) Priority Date :24/01/2012
(33) Name of priority country :U.S.A.
(86) International Application No :PCT/US2013/020795
Filing Date :09/01/2013
(87) International Publication No :WO 2013/112288
(61) Patent of Addition to Application Number :NA
Filing Date :NA
(62) Divisional to Application Number :NA
Filing Date :NA

(71)**Name of Applicant :**
1)NEC LABORATORIES AMERICA INC.
Address of Applicant :4 Independence Way Suite 200 Princeton New Jersey 08540 U.S.A.
(72)**Name of Inventor :**
1)LUMEZANU Cristian
2)JIANG Guofei
3)ZHANG Yueping
4)SINGH Vishal
5)AREFIN Ahsan

(57) Abstract :
A debugging system used for a data center in a network is disclosed. The system includes a monitoring engine to monitor network traffic by collecting traffic information from a network controller a modeling engine to model an application signature an infrastructure signature and a task signature using a monitored log a debugging engine to detect a change in the application signature between a working status and a non working status using a reference log and a problem log and to validate the change using the task signature and a providing unit to provide toubleshooting information wherein an unknown change in the application signature is correlated to a known problem class by considering a dependency to a change in the infrastructure signature. Other methods and systems also are disclosed.

No. of Pages : 26 No. of Claims : 20

(12) PATENT APPLICATION PUBLICATION
(21) Application No.2824/CHENP/2014 A
(19) INDIA
(22) Date of filing of Application :14/04/2014
(43) Publication Date : 03/07/2015

(54) Title of the invention : METHODS AND APPARATUS FOR DETERMINING AND ENTERING POWER SAVING MODE IN A WIRELESS NETWORK

(51) International classification :H04W52/02
(31) Priority Document No :13/286087
(32) Priority Date :31/10/2011
(33) Name of priority country :U.S.A.
(86) International Application No :PCT/US2012/059507
Filing Date :10/10/2012
(87) International Publication No :WO 2013/066578
(61) Patent of Addition to Application Number :NA
Filing Date :NA
(62) Divisional to Application Number :NA
Filing Date :NA

(71)**Name of Applicant :**
1)QUALCOMM INCORPORATED
Address of Applicant :Attn: International IP Administration 5775 Morehouse Drive San Diego California 92121 1714 U.S.A.
(72)**Name of Inventor :**
1)WANG Yu
2)LEE Kuo Chun
3)SHI Guangming
4)CHIN Tom
5)SIU Ta yan

(57) Abstract :
Certain aspects of the present disclosure present methods and apparatus for selecting a power saving mode for a mobile station (MS) in a wireless network. The power saving mode may be selected based on the traffic that is observed at the MS in a predefined duration. Once low overall data traffic is observed the device may enter a first low power state. If data traffic of a particular type (e.g. not for management or maintenance purposes) is not observed for a predetermined duration the device may enter a second low power state (deeper than the first low power state).

No. of Pages : 26 No. of Claims : 20

(12) PATENT APPLICATION PUBLICATION
(19) INDIA
(22) Date of filing of Application :16/04/2014
(21) Application No.2908/CHENP/2014 A
(43) Publication Date : 03/07/2015

(54) Title of the invention : A COMPOSITION AND METHOD FOR TREATING AN AUTOIMMUNE DISEASE

(51) International classification :A61K31/7048
(31) Priority Document No :61/536824
(32) Priority Date :20/09/2011
(33) Name of priority country :U.S.A.
(86) International Application No :PCT/IB2012/002252
Filing Date :19/09/2012
(87) International Publication No :WO 2013/041963
(61) Patent of Addition to Application Number :NA
Filing Date :NA
(62) Divisional to Application Number :NA
Filing Date :NA

(71)**Name of Applicant :**
1)REDHILL BIOPHARMA LTD
Address of Applicant :21 Haarbaa Street 64739 Tel Aviv Israel
(72)**Name of Inventor :**
1)FATHI Reza
2)MCLEAN Patrick Laughlin
3)LEIGHTON Harry Jefferson

(57) Abstract :
A combination of antibiotics including rifabutin clarithromycin and clofazimine for the treatment of an autoimmune disease such as multiple sclerosis and related diseases. In a further aspect there is provided a composition comprising a combination of two or more antibiotic agents for the treatment of an autoimmune disease said two or more antibiotic agents selected from rifabutin clofazimine and at least one macrolide.

No. of Pages : 53 No. of Claims : 61

(12) PATENT APPLICATION PUBLICATION
(19) INDIA
(22) Date of filing of Application :16/04/2014
(21) Application No.2909/CHENP/2014 A
(43) Publication Date : 03/07/2015

(54) Title of the invention : PRODUCTION METHOD FOR E CAPROLACTAM

(51) International classification :C07D201/04,C07D223/10,C07B61/00
(31) Priority Document No :2011228142
(32) Priority Date :17/10/2011
(33) Name of priority country :Japan
(86) International Application No :PCT/JP2012/075812
Filing Date :04/10/2012
(87) International Publication No :WO 2013/058121
(61) Patent of Addition to Application Number :NA
Filing Date :NA
(62) Divisional to Application Number :NA
Filing Date :NA

(71)**Name of Applicant :**
1)SUMITOMO CHEMICAL COMPANY LIMITED
Address of Applicant :27 1 Shinkawa 2 chome Chuo ku Tokyo 1048260 Japan
(72)**Name of Inventor :**
1)SUGITA Keisuke
2)YOKOTA Tetsuya
3)TAKEDA Naoki

(57) Abstract :
A production method for e caprolactam including: a step in which a gas phase reaction is performed whereby a cyclohexanone oxime is caused to come in contact with a solid catalyst and the cyclohexanone oxime is converted to e caprolactam in the coexistence of a lower alcohol; and a step in which the volumes of water ammonia and amine coexisting in the gas phase reaction system are adjusted to the values in formulas (1 3). The lower alcohol in the e caprolactam production method includes a recovered lower alcohol that is recovered from a reaction mixture obtained by the gas phase reaction. (1) 0{[ammonia (number of moles)/lower alcohol (number of moles)]—100}<14; (2) 0<{[water (number of moles)/lower alcohol (number of moles)]—100}<11; (3) 0{[amine (number of moles)/lower alcohol (number of moles)]—100}<7.5

No. of Pages : 27 No. of Claims : 5

(12) PATENT APPLICATION PUBLICATION
(21) Application No.2842/CHENP/2014 A
(19) INDIA
(22) Date of filing of Application :15/04/2014
(43) Publication Date : 03/07/2015

(54) Title of the invention : A TOOTHBRUSH

(51) International classification :A46B15/00
(31) Priority Document No :16430
(32) Priority Date :15/09/2011
(33) Name of priority country :Sri Lanka
(86) International Application No :PCT/IB2011/054454
Filing Date :10/10/2011
(87) International Publication No :WO 2013/038237
(61) Patent of Addition to Application Number :NA
Filing Date :NA
(62) Divisional to Application Number :NA
Filing Date :NA

(71)**Name of Applicant :**
1)WICKRAMASINGHE Niletheti Janaka
Address of Applicant :No. 6 4th Lane Koswatte Road Nawala 10107 Sri Lanka
(72)**Name of Inventor :**
1)WICKRAMASINGHE Niletheti Janaka

(57) Abstract :
A toothbrush head (1) having a protective casing (4) and or tubing made out of a non irritable substance filled with a non irritable substance such as air gas gel or liquid and permanently inbuilt to the toothbrush head or a tube fixed separately to the brush head by means of a groove in the brush head. The protective casing or tubing will act as an impact absorber and or cushion on the gums and prevent the gum from direct impact with the brush head thereby protecting the gum and preventing painful gums due to impact or gum bleeding and injuries.

No. of Pages : 10 No. of Claims : 7

(12) PATENT APPLICATION PUBLICATION
(19) INDIA
(22) Date of filing of Application :15/04/2014
(21) Application No.2843/CHENP/2014 A
(43) Publication Date : 03/07/2015

(54) Title of the invention : SURFACE COVERED INORGANIC POWDER

(51) International classification :C01B13/14,C01F7/02,C01G23/047
(31) Priority Document No :2011229218
(32) Priority Date :18/10/2011
(33) Name of priority country :Japan
(86) International Application No :PCT/JP2012/006663
Filing Date :18/10/2012
(87) International Publication No :WO 2013/057945
(61) Patent of Addition to Application Number :NA
Filing Date :NA
(62) Divisional to Application Number :NA
Filing Date :NA

(71)**Name of Applicant :**
1)NIPPON SODA CO. LTD.
Address of Applicant :2 1 Ohtemachi 2 chome Chiyoda ku Tokyo 1008165 Japan
(72)**Name of Inventor :**
1)SHIMADA Mikiya
2)NAKAMOTO Norifumi
3)ARAI Koutarou
4)HIDAKA Tomoya

(57) Abstract :
The present invention provides a surface covered inorganic powder which has novel physical properties. This surface covered inorganic powder is an inorganic powder which is covered with a monomolecular film that is formed of at least one constituent unit represented by formula (I) (wherein R represents an optionally substituted alkyl group having 1 30 carbon atoms; each of X and X independently represents a hydroxyl group OR or an O Si bond; and · represents the inorganic powder side bonding position to an atom); and at least a part of the monomolecular film is crystalline. The surface covered inorganic powder is produced for example by bringing an inorganic powder into contact with an organic thin film forming solution that contains (A) at least one compound represented by formula (II) (wherein R represents an optionally substituted alkyl group having 1 30 carbon atoms; X represents a hydrolyzable group; and n represents an integer of 1 3) (B) water having a saturation concentration of 10 ppm or more and (C) an organic solvent.

No. of Pages : 71 No. of Claims : 6

(12) PATENT APPLICATION PUBLICATION
(21) Application No.2921/CHENP/2014 A
(19) INDIA
(22) Date of filing of Application :17/04/2014
(43) Publication Date : 03/07/2015

(54) Title of the invention : USER EQUIPMENT BASE STATIONS AND METHODS ALLOWING FOR HANDLING OF COLLIDING CHANNEL STATE INFORMATION REPORTS

(51) International classification :H04W72/08
(31) Priority Document No :61/557260
(32) Priority Date :08/11/2011
(33) Name of priority country :U.S.A.
(86) International Application No :PCT/US2012/064085
Filing Date :08/11/2012
(87) International Publication No :WO 2013/070870
(61) Patent of Addition to Application Number :NA
Filing Date :NA
(62) Divisional to Application Number :NA
Filing Date :NA

(71)**Name of Applicant :**
1)QUALCOMM INCORPORATED
Address of Applicant :Attn: International IP Administration 5775 Morehouse Drive San Diego CA 92121 1714 U.S.A.
(72)**Name of Inventor :**
1)YOO Taesang
2)CHEN Wanshi
3)LUO Tao
4)GAAL Peter

(57) Abstract :
Collision handling of channel state information (CSI) reports is described for enhanced inter cell interference coordination (elCIC) coordinated multipoint transmission (CoMP) and/or carrier aggregation (CA). Various aspects include prioritization schemes to resolve collisions between different CSI reporting sets in relation to the same component carrier (CC) used with transmission. Multiple stages of prioritization may identify CSI for a report based on various criteria. Tie breaker criteria may be defined for priority among CSI reports that changes for different subframes. In other aspects PUSCH is utilized to transmit CSI for prioritized reporting sets in a subframe. In yet other aspects if parallel PUCCH is supported colliding CSI may be handled on a per PUCCH basis. Other aspects may allow for prioritizing periodic CSI within each of multiple CCs and then prioritizing over different CCs to handle an interaction of CSI reports for CA elCIC and/or CoMP.

No. of Pages : 53 No. of Claims : 65

(12) PATENT APPLICATION PUBLICATION
(21) Application No.2922/CHENP/2014 A
(19) INDIA
(22) Date of filing of Application :17/04/2014
(43) Publication Date : 03/07/2015

(54) Title of the invention : A DISPENSER BOTTLE

(51) International classification :A61M5/40
(31) Priority Document No :16437
(32) Priority Date :20/09/2011
(33) Name of priority country :Sri Lanka
(86) International Application No :PCT/IB2011/054455
Filing Date :10/10/2011
(87) International Publication No :WO 2013/041915
(61) Patent of Addition to Application Number :NA
Filing Date :NA
(62) Divisional to Application Number :NA
Filing Date :NA

(71)**Name of Applicant :**
1)WICKRAMASINGHE Nileththi Janaka
Address of Applicant :6 4th Lane Koswatte Road Nawala 10107 Sri Lanka
(72)**Name of Inventor :**
1)WICKRAMASINGHE Nileththi Janaka

(57) Abstract :
A fluid dispenser bottle (1) with a unique shape made with two funnel shapes (6 7) and ends with a cylindrical shaped lower end (8) and a floater device (3) made of two parts. The top part of the floater (16) comprises of a trapezoid shaped structure with an air trapped compartment (18) in the centre and the lower part a hollow cylinder (17) with a rubber ring (20) around the end circumference. The dispenser bottle is connected to the patient via a drip set (13). The uniquely shaped dispenser bottle and the uniquely shaped floater inside the dispenser bottle together will prevent accumulated air inside the dispenser bottle from entering into the patient s blood circulation once the dispenser bottle runs out of fluid.

No. of Pages : 16 No. of Claims : 10

(12) PATENT APPLICATION PUBLICATION
(19) INDIA
(22) Date of filing of Application :11/04/2014
(21) Application No.2770/CHENP/2014 A
(43) Publication Date : 03/07/2015

(54) Title of the invention : AN ELECTRONIC INDUCTANCE CIRCUIT FOR THE POWER SUPPLY OF A 2 WIRE BUS INTERCOM SYSTEM AND A DEVICE THEREOF

(51) International classification :H04M19/00,H03H11/48
(31) Priority Document No :NA
(32) Priority Date :NA
(33) Name of priority country :NA
(86) International Application No :PCT/CN2012/074135
Filing Date :16/04/2012
(87) International Publication No :WO 2013/155669
(61) Patent of Addition to Application Number :NA
Filing Date :NA
(62) Divisional to Application Number :NA
Filing Date :NA

(71)**Name of Applicant :**
1)ABB TECHNOLOGY LTD.
Address of Applicant :Affolternstrasse 44 CH 8050 Zurich Switzerland
(72)**Name of Inventor :**
1)ZHOU Dalin
2)ZHANG Yangpeng
3)LIU Mingyuan

(57) Abstract :
An electronic inductance circuit for the power supply of a 2 wire bus intercom system and a device thereof. The electronic inductance circuit comprises a main circuit path along an inductor (LI) and the source terminal (S) and the drain terminal (D) of a FET (Ql) between the input terminal (Al) and the output terminal (AO) of said electronic inductance circuit in which said inductor is connected to said source terminal of said FET; a resistor (Rl) and a freewheeling diode (Dl) individually connected to said inductor in parallel; and a secondary circuit path along a capacitor (CI) connected with a second resistor (R2) in series between said input terminal and said output terminal which is connected to said main circuit path in parallel. The solutions of the electronic inductance circuit achieve larger direct current power supply for the 2 wire intercom system and stable alternating current impedance with fast response to the DC power supply.

No. of Pages : 16 No. of Claims : 10

(12) PATENT APPLICATION PUBLICATION
(19) INDIA
(22) Date of filing of Application :11/04/2014
(21) Application No.2771/CHENP/2014 A
(43) Publication Date : 03/07/2015

(54) Title of the invention : METHODS AND APPARATUS FOR CONTROL OF ILLUMINATION IN AN INTERIOR SPACE

(51) International classification :H05B37/02,G05D25/00
(31) Priority Document No :61/551246
(32) Priority Date :25/10/2011
(33) Name of priority country :U.S.A.
(86) International Application No :PCT/IB2012/055444
Filing Date :09/10/2012
(87) International Publication No :WO 2013/061189
(61) Patent of Addition to Application Number :NA
Filing Date :NA
(62) Divisional to Application Number :NA
Filing Date :NA

(71)**Name of Applicant :**
1)KONINKLIJKE PHILIPS N.V.
Address of Applicant :High Tech Campus 5 NL 5656 AE Eindhoven Netherlands
(72)**Name of Inventor :**
1)LASHINA Tatiana Aleksandrovna
2)VAN DE SLUIS Bartel Marinus
3)WAGENAAR CACCIOLA Giovanna
4)MEERBEEK Berent Willem
5)VAN DE MEULENHOF Dennis
6)BROEKSTEEG Gerardus Henricus Adrianus Johannes

(57) Abstract :
Methods and apparatus related to controlling illumination in a space. The method may include determining a heading of a daylight blocking element and/or a lighting fixture (301)and automatically adjusting at least one characteristic of the daylight blocking element and/or the lighting fixture based at least in part on the determined heading (305). The method may additionally or alternatively include proactively determining likely daylight conditions at a future time and beginning to adjust at least one characteristic of a daylight blocking element and/or a lighting fixture prior to the future time (202/203). Daylight blocking elements and/or lighting fixtures are also provided that may facilitate one or more aspect of the methods of controlling illumination.

No. of Pages : 31 No. of Claims : 26

(12) PATENT APPLICATION PUBLICATION
(19) INDIA
(22) Date of filing of Application :11/04/2014
(21) Application No.2772/CHENP/2014 A
(43) Publication Date : 03/07/2015

(54) Title of the invention : SLEEP STAGE ANNOTATION SYSTEM FOR INFANTS

(51) International classification :A61B5/22,A61J17/00
(31) Priority Document No :61/550964
(32) Priority Date :25/10/2011
(33) Name of priority country :U.S.A.
(86) International Application No :PCT/IB2012/055808
Filing Date :22/10/2012
(87) International Publication No :WO 2013/061242
(61) Patent of Addition to Application Number :NA
Filing Date :NA
(62) Divisional to Application Number :NA
Filing Date :NA

(71)**Name of Applicant :**
1)KONINKLIJKE PHILIPS N.V.
Address of Applicant :High Tech Campus 5 NL 5656 AE Eindhoven Netherlands
(72)**Name of Inventor :**
1)ZWARTKRUIS PELGRIM Petronella Hendrika
2)GARCIA MOLINA Gary Nelson

(57) Abstract :
The present invention is related to a system for detection and/or monitoring of sleep stages in infants. Said system comprises detection means to detect and record at least one signal related to oral sucking behavior arranging means to arrange said detecting means in an oral position of an infant and optionally analyzing means to determine from the recorded data the sleep stage of said infant.

No. of Pages : 17 No. of Claims : 11

(12) PATENT APPLICATION PUBLICATION
(19) INDIA
(22) Date of filing of Application :15/04/2014
(21) Application No.2850/CHENP/2014 A
(43) Publication Date : 03/07/2015

(54) Title of the invention : PAZOPANIB FORMULATION

(51) International classification :A01N43/40
(31) Priority Document No :61/553454
(32) Priority Date :31/10/2011
(33) Name of priority country :U.S.A.
(86) International Application No :PCT/US2012/060361
Filing Date :16/10/2012
(87) International Publication No :WO 2013/066616
(61) Patent of Addition to Application Number :NA
Filing Date :NA
(62) Divisional to Application Number :NA
Filing Date :NA

(71)**Name of Applicant :**
1)GLAXOSMITHKLINE INTELLECTUAL PROPERTY LIMITED
Address of Applicant :980 Great West Road Brentford Middlesex TW8 9GS U.K.
(72)**Name of Inventor :**
1)Gossett Augustus Campbell
2)RICHARDSON Helen
3)WILLIAMS Peter A.

(57) Abstract :
A granulation formulation of 5 [[4 [(2 3 dimethyl 2H indazol 6 yl)methylamino] 2 pyrimidinyl]amino] 2 methylbenzenesulfonamide or pharmaceutically acceptable salt thereof which is adapted for reconstitution with aqueous vehicle and associated oral suspension.

No. of Pages : 24 No. of Claims : 15

(12) PATENT APPLICATION PUBLICATION
(19) INDIA
(22) Date of filing of Application :17/04/2014
(21) Application No.2928/CHENP/2014 A
(43) Publication Date : 03/07/2015

(54) Title of the invention : METHOD FOR MANAGING A MAP OF A PERSONAL NAVIGATION DEVICE AND DEVICE THEREOF

(51) International classification	:G01C21/32,G01C21/34,G09B29/10
(31) Priority Document No	:TO2011A000850
(32) Priority Date	:23/09/2011
(33) Name of priority country	:Italy
(86) International Application No	:PCT/IB2012/055020
Filing Date	:21/09/2012
(87) International Publication No	:WO 2013/042072
(61) Patent of Addition to Application Number	:NA
Filing Date	:NA
(62) Divisional to Application Number	:NA
Filing Date	:NA

(71)**Name of Applicant :**
1)SISVEL TECHNOLOGY S.R.L.
Address of Applicant :Via Castagnole 59 I 10060 None (TO) Italy
(72)**Name of Inventor :**
1)CELIA Saverio

(57) Abstract :
A method is described for managing a map (140) stored in a memory (130) associated with a personal navigation device (10) comprising a command and data entry unit (115) operable by a user wherein said map (140) can be visualized on a display (115) and comprises a road network wherein said method comprises the step of combining a first set of data about said road network stored in said map (140) with a second set of data about at least one road not present in said road network or defined as not viable in particular a new road wherein said second data can be entered by the user by means of said command and data entry unit (115).

No. of Pages : 37 No. of Claims : 15

(12) PATENT APPLICATION PUBLICATION
(21) Application No.2845/CHENP/2014 A
(19) INDIA
(22) Date of filing of Application :15/04/2014
(43) Publication Date : 03/07/2015

(54) Title of the invention : A METHOD OF ESTIMATING A QUANTITY ASSOCIATED WITH A RECEIVER SYSTEM

(51) International classification :G01S19/00
(31) Priority Document No :2011903843
(32) Priority Date :19/09/2011
(33) Name of priority country :Australia
(86) International Application No :PCT/AU2012/001077
Filing Date :10/09/2012
(87) International Publication No :WO 2013/040628
(61) Patent of Addition to Application Number :NA
Filing Date :NA
(62) Divisional to Application Number :NA
Filing Date :NA

(71)**Name of Applicant :**
1)CURTIN UNIVERSITY OF TECHNOLOGY
Address of Applicant :Kent Street Bentley Western Australia 6102 Australia
(72)**Name of Inventor :**
1)TEUNISSEN Petrus Johannes Gertrudis
2)GIORGI Gabriele
3)BUIST Peter Jacob

(57) Abstract :
The present disclosure provides a method of estimating a quantity associated with a receiver system. The receiver system comprises a plurality of spaced apart receivers that are arranged to receive a signal from a satellite system. The method comprises the step of receiving the signal from the satellite system by receivers of the receiver system. Further the method comprises calculating a position estimate and an attitude estimate associated with the receiver system using the received signal. The method also comprises determining a relationship between the calculated position estimate and the calculated attitude estimate. In addition the method comprises estimating the quantity associated with the receiver system using the determined relationship between the calculated position estimate and the calculated attitude estimate.

No. of Pages : 44 No. of Claims : 16

(12) PATENT APPLICATION PUBLICATION
(21) Application No.2846/CHENP/2014 A
(19) INDIA
(22) Date of filing of Application :15/04/2014
(43) Publication Date : 03/07/2015

(54) Title of the invention : SYSTEMS AND METHODS FOR FAST INITIAL NETWORK LINK SETUP

(51) International classification :H04W48/06
(31) Priority Document No :61/552995
(32) Priority Date :28/10/2011
(33) Name of priority country :U.S.A.
(86) International Application No :PCT/US2012/062471
Filing Date :29/10/2012
(87) International Publication No :WO 2013/063597
(61) Patent of Addition to Application Number :NA
Filing Date :NA
(62) Divisional to Application Number :NA
Filing Date :NA

(71)**Name of Applicant :**
1)QUALCOMM INCORPORATED
Address of Applicant :Attn: International IP Administration 5775 Morehouse Drive San Diego California 92121 1714 U.S.A.
(72)**Name of Inventor :**
1)CHERIAN George
2)ABRAHAM Santosh Paul
3)MERLIN Simone

(57) Abstract :
Systems and methods for communicating in a wireless communication system are described. Various processes for reducing the initial link set up time are described. In one aspect a method in a wireless communication system is provided. The method includes providing a network service configured to communicate via a plurality of channels. The method further includes determining a characteristic of the network service comprising a load value for each of the plurality of channels. The method further includes transmitting an identifier of the characteristic of the network service for obtaining the network service in the wireless communication system.

No. of Pages : 107 No. of Claims : 44

(12) PATENT APPLICATION PUBLICATION
(19) INDIA
(22) Date of filing of Application :17/04/2014
(21) Application No.2925/CHENP/2014 A
(43) Publication Date : 03/07/2015

(54) Title of the invention : MIXED PHASE OXIDE CATALYSTS

(51) International classification :F01N3/10,B01J23/54,B01D53/94
(31) Priority Document No :61/538730
(32) Priority Date :23/09/2011
(33) Name of priority country :U.S.A.
(86) International Application No :PCT/US2012/056686
Filing Date :21/09/2012
(87) International Publication No :WO 2013/044115
(61) Patent of Addition to Application Number :NA
Filing Date :NA
(62) Divisional to Application Number :NA
Filing Date :NA

(71)**Name of Applicant :**
1)SHUBIN INC
Address of Applicant :5050 El Camino Real Suite 228 Los Altos CA 94022 U.S.A.
(72)**Name of Inventor :**
1)HAO Xianghong
2)MCCOOL Geoffrey
3)SRIVASTAVA Deepak
4)YAVUZ Bulent O.

(57) Abstract :
An emission control catalyst for treating an engine exhaust includes non precious metal group (NPGM) mixed phase oxide catalyst having a mullite phase containing optionally in close contact with other metal oxides. The mixed phase catalyst may be included in one or more layers or zones of a multi layered or multi zoned emission control catalyst and optionally in combination with precious metal catalysts such as Pt Pd and Au.

No. of Pages : 58 No. of Claims : 43

(12) PATENT APPLICATION PUBLICATION
(19) INDIA
(22) Date of filing of Application :17/04/2014
(21) Application No.2926/CHENP/2014 A
(43) Publication Date : 03/07/2015

(54) Title of the invention : VECTOR CONTROL DEVICE FOR ELECTRIC MOTOR ELECTRIC MOTOR VEHICLE DRIVE SYSTEM AND VECTOR CONTROL METHOD FOR ELECTRIC MOTOR

(51) International classification :H02P21/00,H02P27/04
(31) Priority Document No :NA
(32) Priority Date :NA
(33) Name of priority country :NA
(86) International Application No :PCT/JP2011/072644
Filing Date :30/09/2011
(87) International Publication No :WO 2013/046461
(61) Patent of Addition to Application Number :NA
Filing Date :NA
(62) Divisional to Application Number :NA
Filing Date :NA

(71)**Name of Applicant :**
1)Mitsubishi Electric Corporation
Address of Applicant :7 3 Marunouchi 2 chome Chiyoda ku Tokyo 1008310 Japan
(72)**Name of Inventor :**
1)YOKOZUTSUMI Ryo
2)OKADA Yuruki
3)YAMASAKI Hisanori
4)KATO Sho

(57) Abstract :
A vector control device for controlling a power converter (2) that converts DC power to AC power and supplies AC power to an AC electric motor (1) the device comprising: a vector control unit (3) which calculates on the basis of a torque command and a magnetic flux command the output voltage to be output by the power converter (2) by means of vector control and generates on the basis of the output voltage a PWM signal for controlling the power converter; a first magnetic flux command generation unit (11a) for generating a magnetic flux command for an asynchronous PWM mode; and a second magnetic flux command generation unit (11b) for generating a magnetic flux command for a synchronous PWM mode. Therein if the output frequency of the power converter (2) is less than a specific value the magnetic flux command generated by the first magnetic flux command generation unit (11a) is input to the vector control unit (3) and if the output frequency of the power converter (2) is at least the specific value the magnetic flux command generated by the second magnetic flux command generation unit (11b) is input to the vector control unit (3).

No. of Pages : 33 No. of Claims : 11

(12) PATENT APPLICATION PUBLICATION
(19) INDIA
(22) Date of filing of Application :11/04/2014
(21) Application No.2775/CHENP/2014 A
(43) Publication Date : 03/07/2015

(54) Title of the invention : FILTERING PARTICLES FROM BLOOD OR OTHER MEDIA

(51) International classification :G01N15/14,B01L3/00
(31) Priority Document No :61/550947
(32) Priority Date :25/10/2011
(33) Name of priority country :U.S.A.
(86) International Application No :PCT/IB2012/055844
Filing Date :24/10/2012
(87) International Publication No :WO/2013/061257
(61) Patent of Addition to Application Number :NA
Filing Date :NA
(62) Divisional to Application Number :NA
Filing Date :NA

(71)**Name of Applicant :**
1)KONINKLIJKE PHILIPS N.V.
Address of Applicant :High Tech Campus 5 NL 5656 AE Eindhoven Netherlands
(72)**Name of Inventor :**
1)WIMBERGER FRIEDL Reinhold
2)VAN DE STOLPE Anja
3)VAN HEMERT Freek

(57) Abstract :
A filter element (200) and a method are disclosed for retaining particles of a medium for example (rare) cells of blood. The filter element (200) comprises at least one opening (220) that (i) has an elongate cross section and/or (ii) has a cross section that decreases in flow direction (x) and/or (iii) is bordered by a transparent wall. Preferably the filter element (100 200 300) is provided with a plurality of elongate openings (220) of stepwise decreasing cross section that are arranged on a common transparent slide. Thus high flow rates can be realized throughout the filtering process and the retained particles are immediately ready for visual inspection without a need for a further transfer.

No. of Pages : 24 No. of Claims : 16

(12) PATENT APPLICATION PUBLICATION
(21) Application No.2851/CHENP/2014 A
(19) INDIA
(22) Date of filing of Application :15/04/2014
(43) Publication Date : 03/07/2015

(54) Title of the invention : GRAIN DRYING FACILITY

(51) International classification :F26B17/14,F26B21/00
(31) Priority Document No :NA
(32) Priority Date :NA
(33) Name of priority country :NA
(86) International Application No :PCT/JP2011/074332
Filing Date :21/10/2011
(87) International Publication No :WO 2013/057838
(61) Patent of Addition to Application Number :NA
Filing Date :NA
(62) Divisional to Application Number :NA
Filing Date :NA

(71)**Name of Applicant :**
1)SATAKE CORPORATION
Address of Applicant :7 2 Sotokanda 4 chome Chiyoda ku Tokyo 1010021 Japan
(72)**Name of Inventor :**
1)FUJITOMO Hirota

(57) Abstract :
Provided is a grain drying facility that can effectively utilize the thermal energy of hot air generated in a biomass combustion furnace by combustion of biomass. The grain drying facility (1) has: a biomass combustion furnace (3) equipped with a heat exchanger (24) that generates hot air on the basis of the heat of combustion of a biomass fuel and outside air taken in from the outside; and a circulation type grain dryer (2) equipped with a grain drying unit (7) to which the hot air generated by the biomass combustion furnace (3) is supplied via a hot air supply pipe (15). The grain drying unit (7) of the circulation type grain dryer (2) is equipped with multiple heating tubes (6a) and the hot air discharged from the biomass combustion furnace (3) is supplied to the heating tubes (6a) through an exhaust hot air supply pipe (11).

No. of Pages : 52 No. of Claims : 11

(12) PATENT APPLICATION PUBLICATION
(19) INDIA
(22) Date of filing of Application :15/04/2014
(21) Application No.2852/CHENP/2014 A
(43) Publication Date : 03/07/2015

(54) Title of the invention : SYSTEMS AND METHODS FOR DYNAMIC ADAPTATION OF NETWORK ACCELERATORS

(51) International classification :H04L29/08,G06F9/455,G06F9/50
(31) Priority Document No :61/547493
(32) Priority Date :14/10/2011
(33) Name of priority country :U.S.A.
(86) International Application No :PCT/US2012/059586
Filing Date :10/10/2012
(87) International Publication No :WO 2013/055812
(61) Patent of Addition to Application Number :NA
Filing Date :NA
(62) Divisional to Application Number :NA
Filing Date :NA

(71)**Name of Applicant :**
1)CITRIX SYSTEMS INC.
Address of Applicant :851 West Cypress Creek Road Fort Lauderdale Florida 33309 U.S.A.
(72)**Name of Inventor :**
1)MURGIA Marco

(57) Abstract :
Systems and methods of the present solution provide a more optimal solution by dynamically and automatically reacting to changing network workload. A system that starts slowly either by just examining traffic passively or by doing sub optimal acceleration can learn over time how many peer WAN optimizers are being serviced by an appliance how much traffic is coming from each peer WAN optimizers and the type of traffic being seen. Knowledge from this learning can serve to provide a better or improved baseline for the configuration of an appliance. In some embodiments based on resources (e.g. CPU Memory Disk) the system from this knowledge may determine how many WAN optimization instances should be used and of what size and how the load should be distributed across the instances of the WAN optimizer.

No. of Pages : 129 No. of Claims : 20

(12) PATENT APPLICATION PUBLICATION
(19) INDIA
(22) Date of filing of Application :17/04/2014
(21) Application No.2930/CHENP/2014 A
(43) Publication Date : 03/07/2015

(54) Title of the invention : FRESH WATER GENERATION SYSTEM

(51) International classification :C02F1/44,B01D61/58,B01D71/16
(31) Priority Document No :2011229818
(32) Priority Date :19/10/2011
(33) Name of priority country :Japan
(86) International Application No :PCT/JP2012/074436
Filing Date :24/09/2012
(87) International Publication No :WO 2013/058063
(61) Patent of Addition to Application Number :NA
Filing Date :NA
(62) Divisional to Application Number :NA
Filing Date :NA

(71)**Name of Applicant :**
1)HITACHI LTD.
Address of Applicant :6 6 Marunouchi 1 chome Chiyoda ku Tokyo 1008280 Japan
2)TORAY INDUSTRIES INC.
(72)**Name of Inventor :**
1)NOTO Kazuhiko
2)KITAMURA Kotaro
3)OKAWA Yusuke
4)TAKABATAKE Hiroo

(57) Abstract :
To lessen the number of operations for cleaning a second semipermeable membrane with a chemical or the frequency of replacement of the membrane in a fresh water generation system in which biotreaetd water obtained by biotreating an organic wastewater is filtered with a first semipermeable membrane and the concentrate is mixed with seawater and then filtered with the second semipermeable membrane. [Solution] The present invention is a fresh water generation system (1) equipped with: a first semipermeable membrane device (9) in which biotreated water obtained by biotreating an organic wastewater is filtered with a first semipermeable membrane (8) to thereby separate the biotreated water into a filtrate and a concentrate; and a second semipermeable membrane device (13) in which the concentrate from the first semipermeable membrane device (9) is mixed with seawater and the mixture is filtered with a second semipermeable membrane (14). The first semipermeable membrane (8) is equal to the second semipermeable membrane (14) in the tendency of the water treating microorganism to adhere thereto or the water treating microorganism more readily adheres to the first semipermeable membrane (8) than to the second semipermeable membrane (14).

No. of Pages : 37 No. of Claims : 14

(12) PATENT APPLICATION PUBLICATION
(19) INDIA
(22) Date of filing of Application :15/04/2014
(21) Application No.2855/CHENP/2014 A
(43) Publication Date : 03/07/2015

(54) Title of the invention : METHOD AND APPARATUS FOR COMMUNICATING A MESSAGE

(51) International classification :H04M3/42,H04M1/64
(31) Priority Document No :595210
(32) Priority Date :15/09/2011
(33) Name of priority country :New Zealand
(86) International Application No :PCT/NZ2012/000166
Filing Date :14/09/2012
(87) International Publication No :WO 2013/073969
(61) Patent of Addition to Application Number :NA
Filing Date :NA
(62) Divisional to Application Number :NA
Filing Date :NA

(71)**Name of Applicant :**
1)SWEETAZ LIMITED
Address of Applicant :c/o James & Wells Intellectual Property Level 12 KPMG Centre 85 Alexandra Street Private Bag 3140 Hamilton 3240 New Zealand
(72)**Name of Inventor :**
1)DAVIS Kerry Sean
2)BELL Perry Milton

(57) Abstract :
This disclosure provides systems methods and devices for communicating a message prior to enabling communication over a communication link between user devices. In one aspect the disclosure provides a method for communicating a message prior to enabling communication over a communication link between a user device and a second user device. The method may include receiving a request to initiate the communication link from the second user device causing a notification of the request to initiate the communication link to be generated at the user device receiving an acknowledgement from a user of the user device that the notification has been received causing a message to be communicated to the user of the user device receiving a user initiated acknowledgement from the user of the user device that the message has completed and enabling communication between the users of the user device and second user device once the user initiated acknowledgement has been received.

No. of Pages : 36 No. of Claims : 25

(12) PATENT APPLICATION PUBLICATION
(19) INDIA
(22) Date of filing of Application :15/04/2014
(21) Application No.2856/CHENP/2014 A
(43) Publication Date : 03/07/2015

(54) Title of the invention : METHOD AND MACHINES FOR TRANSFORMING INITIAL SEALED PACKAGINGS INTO IRREGULAR CUBIC OR POLYHEDRAL PACKAGINGS BY MEANS OF SEALING AND CUTTING FLAPS

(51) International classification	:B65B3/02,B65D77/06,B65D5/00
(31) Priority Document No	:P201101023
(32) Priority Date	:13/09/2011
(33) Name of priority country	:Spain
(86) International Application No	:PCT/ES2012/000261
Filing Date	:13/09/2012
(87) International Publication No	:WO 2013/038037
(61) Patent of Addition to Application Number	:NA
Filing Date	:NA
(62) Divisional to Application Number	:NA
Filing Date	:NA

(71)**Name of Applicant :**
1)PACK SAVE PLANET S.L.
Address of Applicant :Zalbides Auzoa 13 E 48610 Urduliz (Viscaya) Spain
(72)**Name of Inventor :**
1)LPEZ ARSTEGUI S • ENZ Guillermo

(57) Abstract :
The aim of the invention is to transform an initial packaging consisting of a flexible material such as roll film and sealed by at least two welded joints with a liquid substance inside into a packaging having a cubic shape with at least three faces. The method and installation using a machine comprise the following steps: 1 the initial packaging is blocked and immobilised by means of holding clamps which maintain a constant pressure at all times towards the inside of the initial packaging but with regulatable damping; 2 an impact clamp (6) hits any of the edges or sides of the initial packaging head on so that the packaging inflates thereby taking on the cubic shape and the flaps are created; and 3 the flaps are then sealed and cut. The most significant advantages of the invention are that very small cubic packagings can be produced and at the same time the logistical costs are reduced as a result of the absence of flaps.

No. of Pages : 112 No. of Claims : 195

(12) PATENT APPLICATION PUBLICATION
(21) Application No.2932/CHENP/2014 A
(19) INDIA
(22) Date of filing of Application :17/04/2014
(43) Publication Date : 03/07/2015

(54) Title of the invention : MODULAR MAGNETIC DEVICE FOR CLAMPING FERROMAGNETIC WORKPIECES

(51) International classification :B25B11/00,B23Q3/154
(31) Priority Document No :MI2011A001679
(32) Priority Date :19/09/2011
(33) Name of priority country :Italy
(86) International Application No :PCT/IB2012/053826
Filing Date :26/07/2012
(87) International Publication No :WO 2013/041984
(61) Patent of Addition to Application Number :NA
Filing Date :NA
(62) Divisional to Application Number :NA
Filing Date :NA

(71)**Name of Applicant :**
1)TECNOMAGNETE S.P.A.
Address of Applicant :Piazzale Luigi Cadorna 10 I 20123 Milan Italy
(72)**Name of Inventor :**
1)CARDONE Michele
2)COSMAI Giovanni
3)FARANDA Roberto
4)GIGLIO Antonino

(57) Abstract :
The present invention refers to a magnetic device for clamping ferromagnetic workpieces comprising a frame (2) having a first magnetic circuit (3) configured to generate a first magnetic field adapted to clamp a ferromagnetic workpiece to be processed; a second magnetic circuit (4) configured to generate a second magnetic field adapted to clamp said ferromagnetic workpiece (1) to a machine tool bed; said first magnetic circuit (3) and said second magnetic circuit (4) being adapted to be controlled to turn on and/off independently one from the other. The modular magnetic device is characterized in that it comprises first (6 10) and second (5 11) mechanical and electrical connection means for mechanically and electrically connecting said magnetic device when in operation to corresponding second and first complementary mechanical and electrical connection means of other modular magnetic devices located adjacent thereto to create a series of modular magnetic devices mechanically and electrically connected together.

No. of Pages : 18 No. of Claims : 10

(12) PATENT APPLICATION PUBLICATION
(19) INDIA
(22) Date of filing of Application :17/04/2014
(21) Application No.2933/CHENP/2014 A
(43) Publication Date : 03/07/2015

(54) Title of the invention : FROTH FLOTATION PROCESSES

(51) International classification	:B03D1/012,B03D1/014,B03D1/01
(31) Priority Document No	:61/548408
(32) Priority Date	:18/10/2011
(33) Name of priority country	:U.S.A.
(86) International Application No	:PCT/US2012/060526
Filing Date	:17/10/2012
(87) International Publication No	:WO 2013/059259
(61) Patent of Addition to Application Number	:NA
Filing Date	:NA
(62) Divisional to Application Number	:NA
Filing Date	:NA

(71)**Name of Applicant :**
1)CYTEC TECHNOLOGY CORP.
Address of Applicant :300 Delaware Avenue Wilmington DE 19801 U.S.A.
(72)**Name of Inventor :**
1)NAGARAJ Devarayasamudram R.
2)RICCIO Peter
3)BHAMBHANI Tarun
4)ROTHENBERG Alan S.
5)QUINTANAR Carmina
6)WANG Bing

(57) Abstract :
Froth flotation processes that include adding a beneficiating amount of a value mineral collector composed of an organic ammonium salt of a sulfur containing acid such as hydrocarbyl dithiophosphoric acids hydrocarbyl monothiophosphoric acids mercaptobenzothiazoles hydrocarbyl xanthic acids hydrocarbyl thioglycolic acids hydrocarbyl trithiocarbonic acids and hydrocarbyl dithiocarbamic acids to at least one stage of a froth flotation process to recover value minerals from mineral ore bodies are disclosed herein.

No. of Pages : 34 No. of Claims : 20

(12) PATENT APPLICATION PUBLICATION
(19) INDIA
(22) Date of filing of Application :11/04/2014
(21) Application No.2785/CHENP/2014 A
(43) Publication Date : 03/07/2015

(54) Title of the invention : COMPUTING PLATFORM PERFORMANCE MANAGEMENT WITH RAS SERVICES

(51) International classification :G06F9/22,G06F9/44,G06F1/32
(31) Priority Document No :61/563030
(32) Priority Date :22/11/2011
(33) Name of priority country :U.S.A.
(86) International Application No :PCT/US2012/066376
Filing Date :21/11/2012
(87) International Publication No :WO 2013/078397
(61) Patent of Addition to Application Number :NA
Filing Date :NA
(62) Divisional to Application Number :NA
Filing Date :NA

(71)**Name of Applicant :**
1)INTEL CORPORATION
Address of Applicant :2200 Mission College Blvd. Santa Clara CA 95054 U.S.A.
(72)**Name of Inventor :**
1)KUMAR Mohan
2)JAYAKUMAR Sarathy
3)VARGAS Jose Andy

(57) Abstract :
In some embodiments a PPM interface may be provided with functionality to facilitate to an OS RAS services for one or more hardware components regardless of a particular platform hardware configuration as long as the platform hardware and OS are in conformance with the PPM interface.

No. of Pages : 28 No. of Claims : 19

(12) PATENT APPLICATION PUBLICATION
(21) Application No.2786/CHENP/2014 A
(19) INDIA
(22) Date of filing of Application :11/04/2014
(43) Publication Date : 03/07/2015

(54) Title of the invention : SPRAY HEAD ASSEMBLIES FOR LIQUID SPRAY GUNS

(51) International classification :B05B7/02,B05B7/08
(31) Priority Document No :61/546249
(32) Priority Date :12/10/2011
(33) Name of priority country :U.S.A.
(86) International Application No :PCT/US2012/059445
Filing Date :10/10/2012
(87) International Publication No :WO 2013/055730
(61) Patent of Addition to Application Number :NA
Filing Date :NA
(62) Divisional to Application Number :NA
Filing Date :NA

(71)**Name of Applicant :**
1)3M INNOVATIVE PROPERTIES COMPANY
Address of Applicant :3M Center Post Office Box 33427 Saint Paul Minnesota 55133 3427 U.S.A.
(72)**Name of Inventor :**
1)JOSEPH Stephen C.P.
2)DUNCAN Brian E.

(57) Abstract :
Spray head assemblies including an air handling saddle that is attachable to a liquid spray gun platform a liquid handling core that is slidably engagable into the air handling saddle and an air cap; spray guns using such assemblies; and methods of using such assemblies.

No. of Pages : 50 No. of Claims : 21

(12) PATENT APPLICATION PUBLICATION
(19) INDIA
(22) Date of filing of Application :11/01/2013
(21) Application No.286/CHENP/2013 A
(43) Publication Date : 03/07/2015

(54) Title of the invention : HANDHELD FIELD MAINTENANCE TOOL WITH IMPROVED LOCATIONAL AWARENESS FUNCTIONALITY

(51) International classification :G05B19/042,G06F1/16
(31) Priority Document No :61/368477
(32) Priority Date :28/07/2010
(33) Name of priority country :U.S.A.
(86) International Application No :PCT/US2011/045679
Filing Date :28/07/2011
(87) International Publication No :WO 2012/016012
(61) Patent of Addition to Application Number :NA
Filing Date :NA
(62) Divisional to Application Number :NA
Filing Date :NA

(71)**Name of Applicant :**
1)FISHER ROSEMOUNT SYSTEMS INC.
Address of Applicant :12301 Research Boulevard Research Park Plaza Building Iii Austin TX 78759 U.S.A.
(72)**Name of Inventor :**
1)FERGUSON Anthony D.
2)KANTZES Christopher P.
3)MATHIOWETZ Brad N.
4)TOEPKE Todd M.
5)YANG Kun
6)LUND Adam E.
7)LATTIMER Donald R.
8)FRANCHUK Brian A.

(57) Abstract :
A handheld field maintenance tool (52 102) is provided. The tool (52 102) includes among other things a wireless process communication protocol module (121) configured to communicate in accordance with a wireless process communication protocol. The tool (52 102) also includes a display (120) and an input device (122). A controller (130) is coupled to the wireless process communication protocol module (121) the display (120) and the input device (122). The controller (130) is configured to generate a map on the display (120) indicating a position of the handheld field maintenance device (52 102) relative to at least one asset such as a field device (22 23 104). The controller (130) is further configured to determine a position of the handheld field maintenance device (52 102) by triangulating using wireless process communication with a number of known fixed position wireless field devices (104).

No. of Pages : 28 No. of Claims : 32

(12) PATENT APPLICATION PUBLICATION
(19) INDIA
(22) Date of filing of Application :15/04/2014
(21) Application No.2860/CHENP/2014 A
(43) Publication Date : 03/07/2015

(54) Title of the invention : METHODS AND DEVICES FOR FACILITATING ACCESS TERMINAL REGISTRATION WITH A REGISTRATION SERVER

(51) International classification	:H04W60/02,H04W52/02,H04W4/00
(31) Priority Document No	:61/554835
(32) Priority Date	:02/11/2011
(33) Name of priority country	:U.S.A.
(86) International Application No	:PCT/US2012/063362
Filing Date	:02/11/2012
(87) International Publication No	:WO 2013/067380
(61) Patent of Addition to Application Number	:NA
Filing Date	:NA
(62) Divisional to Application Number	:NA
Filing Date	:NA

(71)**Name of Applicant :**
1)QUALCOMM INCORPORATED
Address of Applicant :Attn: International IP Administration 5775 Morehouse Drive San Diego California 92121 1714 U.S.A.
(72)**Name of Inventor :**
1)PATWARDHAN Ravindra Manohar
2)ATTAR Rashid Ahmed Akbar
3)LOTT Christopher Gerard

(57) Abstract :
Access terminals are adapted to communicate with registration servers to enable a registration server to perform timer based registrations on behalf of an access terminal. The access terminal can cease performing such timer based registrations as long as the registration server performs the registrations and may power down until event data is available for transmission or reception. When a registration server performs timer based registrations on behalf of an access terminal the registration server can periodically communicate with a network entity to conduct the timer based registrations for the access terminal. The network entity can receive a timer based registration message from a registrations server for registering an access terminal. In response to such a message the network entity can register the access terminal. Sensors and controllers may be used with some embodiments to collect and analyze data and for potentially taking action. Other aspects embodiments and features are also claimed and described.

No. of Pages : 40 No. of Claims : 40

(12) PATENT APPLICATION PUBLICATION
(21) Application No.2938/CHENP/2014 A
(19) INDIA
(22) Date of filing of Application :17/04/2014
(43) Publication Date : 03/07/2015

(54) Title of the invention : MEASUREMENT DEVICE AND METHOD FOR DETECTING THE HYDROCARBON CONTENT IN GASES

(51) International classification :G01N33/00
(31) Priority Document No :102011055001.1
(32) Priority Date :02/11/2011
(33) Name of priority country :Germany
(86) International Application No :PCT/EP2012/066812
Filing Date :30/08/2012
(87) International Publication No :WO 2013/064280
(61) Patent of Addition to Application Number :NA
Filing Date :NA
(62) Divisional to Application Number :NA
Filing Date :NA

(71)**Name of Applicant :**
1)BEKO TECHNOLOGIES GMBH
Address of Applicant :Im Taubental 7 41468 Neuss Germany
(72)**Name of Inventor :**
1)FRIEDRICH Martin

(57) Abstract :
The invention relates to a measurement device for detecting the hydrocarbon content in gases comprising: devices for subdividing an original gas stream into a first measuring gas steam and a second measuring gas stream; a first reference gas unit for producing a first reference gas stream from a substream of the first measuring gas stream; a second reference gas unit for generating a second reference gas stream from a substream of the second measuring gas stream; a first sensor for determining the content of hydrocarbon in the first measuring gas stream and generating a corresponding first measurement result; a second sensor for determining the content of hydrocarbon in the second measuring gas stream and for generating a corresponding second measurement result; and an evaluation unit for evaluating the measurement results of the two sensors. The first sensor is alternately fed the first measuring gas stream or the reference gas stream prepared by the first reference unit and the second sensor is alternately fed the second measuring gas stream or the second reference gas stream prepared by the second reference gas unit. Because the two cycles are time offset a measurement value is continuously available. The invention further relates to a method for performing continuous measurements for detecting the hydrocarbon content in gases. According to the invention the evaluation unit can perform appropriate computational operations and routines in order to detect the cause of the deviation. Error analysis program capable of checking all components in the gas path independently. Flushing the sensors with reference gas can also be initiated independently in regular cycles or due to a deviating or conspicuous measurement result from the measurement device. Because the valves in the gas path are individually switchable it is also possible to simultaneously switch reference air and measuring air to the sensor and to dilute the measuring gas.

No. of Pages : 19 No. of Claims : 15

(12) PATENT APPLICATION PUBLICATION
(19) INDIA
(22) Date of filing of Application :15/04/2014

(21) Application No.2858/CHENP/2014 A
(43) Publication Date : 03/07/2015

(54) Title of the invention : REDUCED PERIODIC REGISTRATIONS FOR MACHINE TYPE COMMUNICATION DEVICES

(51) International classification :H04W60/02
(31) Priority Document No :61/554822
(32) Priority Date :02/11/2011
(33) Name of priority country :U.S.A.
(86) International Application No :PCT/US2012/063059
Filing Date :01/11/2012
(87) International Publication No :WO 2013/067177
(61) Patent of Addition to Application Number :NA
Filing Date :NA
(62) Divisional to Application Number :NA
Filing Date :NA

(71)**Name of Applicant :**
1)QUALCOMM INCORPORATED
Address of Applicant :Attn: International IP Administration 5775 Morehouse Drive San Diego California 92121 1714 U.S.A.
(72)**Name of Inventor :**
1)PATWARDHAN Ravindra Manohar
2)ATTAR Rashid Ahmed Akbar
3)LOTT Christopher Gerard
4)MA Jun

(57) Abstract :
Access terminals and network nodes are adapted to conduct access terminal registrations. In one example an access terminal with a respective class designation may receive a message including a plurality of periodic registration schedules where at least one registration schedule is associated with an access terminal class. The access terminal may determine a periodic registration schedule associated with its respective class designation and may perform periodic access terminal registrations according to the determined periodic registration schedule. In one example a network node can obtain a plurality of periodic registration schedules with at least one registration schedule associated with an access terminal class. The network node can transmit a message including the plurality of periodic registration schedules and can conduct access terminal registrations according to the plurality of periodic registrations schedules. Other aspects embodiments and features are also claimed and described.

No. of Pages : 42 No. of Claims : 30

(12) PATENT APPLICATION PUBLICATION
(19) INDIA
(22) Date of filing of Application :15/04/2014
(21) Application No.2859/CHENP/2014 A
(43) Publication Date : 03/07/2015

(54) Title of the invention : TRANSMISSION OF SMALL AMOUNT OF DATA WITHIN REGISTRATION MESSAGE BY MECHINE TO MACHINE COMMUNICATION DEVICES

(51) International classification :H04W76/02,H04W60/02
(31) Priority Document No :61/554822
(32) Priority Date :02/11/2011
(33) Name of priority country :U.S.A.
(86) International Application No :PCT/US2012/063060
Filing Date :01/11/2012
(87) International Publication No :WO 2013/067178
(61) Patent of Addition to Application Number :NA
Filing Date :NA
(62) Divisional to Application Number :NA
Filing Date :NA

(71)**Name of Applicant :**
1)QUALCOMM INCORPORATED
Address of Applicant :Attn: International Ip Administration 5775 Morehouse Drive San Diego California 92121 1714 U.S.A.
(72)**Name of Inventor :**
1)PATWARDHAN Ravindra Manohar
2)ATTAR Rashid Ahmed Akbar
3)LOTT Christopher Gerard
4)MA Jun

(57) Abstract :
Access terminals and network nodes are adapted to conduct access terminal registrations. In one example an access terminal may obtain a data message for transmission and registration information associated with the access terminal. The access terminal may send a message including the data message and the registration information. A network node can receive a message from an access terminal where the received message includes a data message and access terminal registration information. The network node can register the access terminal with a network based on the access terminal registration information included in the received message. The network node can also process the data message included in the received message. Other aspects embodiments and features are also claimed and described.

No. of Pages : 41 No. of Claims : 35

(12) PATENT APPLICATION PUBLICATION
(19) INDIA
(22) Date of filing of Application :17/04/2014
(21) Application No.2936/CHENP/2014 A
(43) Publication Date : 03/07/2015

(54) Title of the invention : MILLING MACHINE AS WELL AS METHOD FOR MILLING

(51) International classification	:E21C41/26,E01C23/088,E02F9/20
(31) Priority Document No	:10 2008 008 260.0
(32) Priority Date	:08/02/2008
(33) Name of priority country	:Germany
(86) International Application No	:PCT/EP09/051383
Filing Date	:06/02/2009
(87) International Publication No	: NA
(61) Patent of Addition to Application Number	:NA
Filing Date	:NA
(62) Divisional to Application Number	:4833/CHENP/2010
Filed on	:06/02/2009

(71)**Name of Applicant :**
1)Wirtgen GmbH
Address of Applicant :of Reinhard-Wirtgen-Strasse 2, 53578 Windhagen, Germany
(72)**Name of Inventor :**
1)VON SCHOENEBECK, Winfried
2)WAGNER, Stefan

(57) Abstract :
In a method for milling an opencast mining surface or for milling off layers of an asphalt or concrete traffic surface with a milling machine removing the ground surface, by milling the ground surface along a predetermined milling track having a predetermined length, by transporting the milled material via a conveying device to at least one container of a truck that travels along next to the milling machine, said truck having a predetermined maximum loading volume per load, and by replacing a fully loaded truck with an unloaded truck when the maximum loading volume of a truck load has been reached, it is provided for the following features to be achieved controlling the travel speed of the truck as a function of the advance speed of the milling machine in such a fashion that the loading space of the at least one container is loaded evenly and fully over the length up to the maximum loading volume.

No. of Pages : 18 No. of Claims : 16

(12) PATENT APPLICATION PUBLICATION
(19) INDIA
(22) Date of filing of Application :17/04/2014
(21) Application No.2937/CHENP/2014 A
(43) Publication Date : 03/07/2015

(54) Title of the invention : SIMULATION APPARATUS FOR PREDICTING BEHAVIOR OF MASS POINT SYSTEM

(51) International classification :G06F19/16,G06F17/50,G06F19/00
(31) Priority Document No :2011208444
(32) Priority Date :26/09/2011
(33) Name of priority country :Japan
(86) International Application No :PCT/JP2012/075576
Filing Date :26/09/2012
(87) International Publication No :WO 2013/047881
(61) Patent of Addition to Application Number :NA
Filing Date :NA
(62) Divisional to Application Number :NA
Filing Date :NA

(71)**Name of Applicant :**
1)FUJIFILM CORPORATION
Address of Applicant :26 30 Nishiazabu 2 chome Minato ku Tokyo 1068620 Japan
(72)**Name of Inventor :**
1)TSUMURA Kyosuke
2)WATANABE Hiroyuki
3)OGAWA Tomohiro
4)NOGUCHI Takafumi

(57) Abstract :
In order to achieve improved calculation accuracy and reduced calculation time in a simulation for predicting dynamic behavior of a system that includes a biological macromolecule providing a simulation apparatus (10) including: a coordinate setting means (16) for setting slow coordinates and fast coordinates based on mass point coordinates; a coordinate extraction means (18) for obtaining a structure of the fast coordinates by subordinating the fast coordinates to the slow coordinates and obtaining by taking into account influence of a change in the fast coordinates on the slow coordinates due to a change in the slow coordinates a structure of the slow coordinates as a function of collective coordinate(s); and an inverse transformation means (20) for predicting time evolution of the mass point coordinates based on the collective coordinate(s) which can be obtained as a solution of a motion equation structure of the slow coordinates and structure of the fast coordinates.

No. of Pages : 98 No. of Claims : 27

(12) PATENT APPLICATION PUBLICATION
(21) Application No.2788/CHENP/2014 A
(19) INDIA
(22) Date of filing of Application :11/04/2014
(43) Publication Date : 03/07/2015

(54) Title of the invention : WIRELESS COMMUNICATION DEVICE

(51) International classification :H01Q1/44,G02C5/00,G02C11/00
(31) Priority Document No :2011227258
(32) Priority Date :14/10/2011
(33) Name of priority country :Japan
(86) International Application No :PCT/JP2012/072821
Filing Date :06/09/2012
(87) International Publication No :WO 2013/054618
(61) Patent of Addition to Application Number :NA
Filing Date :NA
(62) Divisional to Application Number :NA
Filing Date :NA

(71)**Name of Applicant :**
1)SHARP KABUSHIKI KAISHA
Address of Applicant :22 22 Nagaike cho Abeno ku Osaka shi Osaka 5458522 Japan
(72)**Name of Inventor :**
1)KONDO Toshinori

(57) Abstract :
Provided is an eyeglass design wireless communication device (1) intended for wear on the head of the user characterized by being equipped with left and right eyepiece portions (11) and an antenna (110) for wireless communication the antenna (110) being a dipole antenna equipped with an antenna element (100) and a power supply portion (101) for supplying electrical power to the antenna element (100) and the power supply portion (101) being disposed between the left and right eyepiece portions (11).

No. of Pages : 55 No. of Claims : 6

(12) PATENT APPLICATION PUBLICATION
(19) INDIA
(22) Date of filing of Application :15/04/2014
(21) Application No.2864/CHENP/2014 A
(43) Publication Date : 03/07/2015

(54) Title of the invention : TRAINING KIT

(51) International classification :A43B5/02
(31) Priority Document No :61/536591
(32) Priority Date :20/09/2011
(33) Name of priority country :U.S.A.
(86) International Application No :PCT/IB2012/054987
Filing Date :20/09/2012
(87) International Publication No :WO 2013/042060
(61) Patent of Addition to Application Number :NA
Filing Date :NA
(62) Divisional to Application Number :NA
Filing Date :NA

(71)**Name of Applicant :**
1)GILBOA Eran
Address of Applicant :20 Weizman Street 64230 Tel Aviv \ Israel
(72)**Name of Inventor :**
1)BELHASSEN Guy
2)GILOBOA Baruch

(57) Abstract :
Embodiments of the present invention relate to a system adapted to train a sport player. The system includes at least one wearable item adapted to be worn by the sport such that the wearable item comprises a plurality of colors. Accordingly each one of the plurality of colors is displayed on a designated portion of the wearable item. The system further includes a plurality of equipment devices wherein each one of the equipment devices comprises a color that corresponds to one of the plurality of colors displayed on the wearable item. Further the each device is adapted to direct the player to perform a specific operation such that the operation is done with the designated portion of the wearable item.

No. of Pages : 27 No. of Claims : 22

(12) PATENT APPLICATION PUBLICATION
(19) INDIA
(22) Date of filing of Application :15/04/2014
(21) Application No.2865/CHENP/2014 A
(43) Publication Date : 03/07/2015

(54) Title of the invention : VIDEO ENCODER WITH 2 BIN PER CLOCK CABAC ENCODING

(51) International classification :H04N7/24
(31) Priority Document No :NA
(32) Priority Date :NA
(33) Name of priority country :NA
(86) International Application No :PCT/US2011/060779
Filing Date :15/11/2011
(87) International Publication No :WO 2013/074088
(61) Patent of Addition to Application Number :NA
Filing Date :NA
(62) Divisional to Application Number :NA
Filing Date :NA

(71)**Name of Applicant :**
1)INTEL CORPORATION
Address of Applicant :2200 Mission College Boulevard Santa Clara CA 95052 U.S.A.
(72)**Name of Inventor :**
1)WONG Samuel
2)CHAN Hiu Fai R.
3)QURASHI Mohmad I.

(57) Abstract :
Systems devices and methods are described including using during a single clock cycle one Context Based Adaptive Arithmetic Coding (CABAC) engine to encode one bin value and another CABAC engine to encode another bin value. The probability state index of each CABAC engine may provided to the other CABAC engine when the bin values are encoded.

No. of Pages : 24 No. of Claims : 29

(12) PATENT APPLICATION PUBLICATION
(19) INDIA
(22) Date of filing of Application :15/04/2014
(21) Application No.2866/CHENP/2014 A
(43) Publication Date : 03/07/2015

(54) Title of the invention : SYSTEMS AND METHODS FOR FAST INITIAL NETWORK LINK SETUP

(51) International classification :H04W48/16
(31) Priority Document No :61/552995
(32) Priority Date :28/10/2011
(33) Name of priority country :U.S.A.
(86) International Application No :PCT/US2012/062472
Filing Date :29/10/2012
(87) International Publication No :WO 2013/063598
(61) Patent of Addition to Application Number :NA
Filing Date :NA
(62) Divisional to Application Number :NA
Filing Date :NA

(71)**Name of Applicant :**
1)QUALCOMM INCORPORATED
Address of Applicant :ATTN: INTERNATIONAL IP ADMINISTRATION 5775 Morehouse Drive San Diego California 92121 1714 U.S.A.
(72)**Name of Inventor :**
1)CHERIAN George
2)ABRAHAM Santosh Paul
3)MERLIN Simone

(57) Abstract :
Systems and methods for communicating in a wireless communication system are described. In one aspect a method in a wireless communication system includes assigning a first identifier at a first access point the first identifier for establishing a link with the first access point. The method includes receiving from a device an access request message to establish the link the access request message including a second identifier associated with a plurality of access points configured to provide the link the plurality of access points including the first access point the second identifier including a sequence of bits having a bit length wherein the sequence of bits is based on the first identifier and wherein the bit length of the sequence of bits is less than the first number of bits. The further includes transmitting an access response message establishing the link with the device and including the first identifier.

No. of Pages : 111 No. of Claims : 58

(12) PATENT APPLICATION PUBLICATION
(21) Application No.2942/CHENP/2014 A
(19) INDIA
(22) Date of filing of Application :17/04/2014
(43) Publication Date : 03/07/2015

(54) Title of the invention : APPARATUS SYSTEM AND METHOD FOR READING OUT X RAY INFORMATION STORED IN STORAGE PHOSPHOR PANELS

(51) International classification :G03B42/04
(31) Priority Document No :11007670.0
(32) Priority Date :21/09/2011
(33) Name of priority country :EPO
(86) International Application No :PCT/EP2012/003452
Filing Date :13/08/2012
(87) International Publication No :WO 2013/041169
(61) Patent of Addition to Application Number :NA
Filing Date :NA
(62) Divisional to Application Number :NA
Filing Date :NA

(71)**Name of Applicant :**
1)AGFA HEALTHCARE N.V.
Address of Applicant :Septestraat 27 B 2640 Mortsel Belgium
(72)**Name of Inventor :**
1)SANDMANN Patrick
2)SCHINDLBECK G¼nther
3)HAMMER Heribert

(57) Abstract :
The present invention relates to an apparatus a corresponding system and a method for reading out X ray information stored in a storage phosphor panel with an input device (20) into which a cassette (40) with a storage phosphor panel situated therein can be input and a read out device in which the storage phosphor panel can be irradiated with stimulation light and the emission light excited in the storage phosphor panel in this case can be detected. In order to enable the cassette (40) that has been input to be locked and/or opened as reliably as possible in conjunction with a simplified construction provision is made of at least one mechanical element (22 24 26 27) which can be mechanically driven by a movement of the cassette (40) upon the latter being input into the input device (20) and can in this case lock and/or open the cassette (40) in the input device (20).

No. of Pages : 32 No. of Claims : 21

(12) PATENT APPLICATION PUBLICATION
(19) INDIA
(22) Date of filing of Application :15/04/2014
(21) Application No.2871/CHENP/2014 A
(43) Publication Date : 03/07/2015

(54) Title of the invention : SYSTEMS AND METHODS FOR FAST INITIAL NETWORK LINK SETUP

(51) International classification :H04W48/06,H04W48/10,H04W48/12
(31) Priority Document No :61/552995
(32) Priority Date :28/10/2011
(33) Name of priority country :U.S.A.
(86) International Application No :PCT/US2012/062475
Filing Date :29/10/2012
(87) International Publication No :WO 2013/063600
(61) Patent of Addition to Application Number :NA
Filing Date :NA
(62) Divisional to Application Number :NA
Filing Date :NA

(71)**Name of Applicant :**
1)QUALCOMM INCORPORATED
Address of Applicant :Attn: International Ip Administration 5775 Morehouse Drive San Diego California 92121 1714 U.S.A.
(72)**Name of Inventor :**
1)CHERIAN George
2)ABRAHAM Santosh Paul
3)MERLIN Simone

(57) Abstract :
Systems and methods for communicating in a wireless communication system are described. Various processes for reducing the initial link set up time are described. In one aspect a method in a wireless communication system is provided. The method includes receiving at a terminal a message including information for establishing a link with a device in the wireless communication system. The method further includes identifying at the terminal a time slot and a back off amount within the identified time slot based on a value included in the received message. The method also includes abstaining from sensing a medium based on the identified time slot and the identified back off amount. The method further includes transmitting an association request message to establish the link with the device during the identified time slot after expiration of the back off amount.

No. of Pages : 112 No. of Claims : 69

(12) PATENT APPLICATION PUBLICATION
(21) Application No.2872/CHENP/2014 A
(19) INDIA
(22) Date of filing of Application :15/04/2014
(43) Publication Date : 03/07/2015

(54) Title of the invention : PRODUCTION METHOD FOR POWDER CONTAINING CRYSTALLINE A A TREHALOSE DIHYDRATE

(51) International classification :C12P19/12,C07H3/04,C12P19/16
(31) Priority Document No :2011206482
(32) Priority Date :21/09/2011
(33) Name of priority country :Japan
(86) International Application No :PCT/JP2012/073266
Filing Date :12/09/2012
(87) International Publication No :WO 2013/042587
(61) Patent of Addition to Application Number :NA
Filing Date :NA
(62) Divisional to Application Number :NA
Filing Date :NA

(71)**Name of Applicant :**
1)Hayashibara Co. Ltd.
Address of Applicant :675 1 Fujisaki Naka ku Okayama shi Okayama 7028006 Japan
(72)**Name of Inventor :**
1)SHIBUYA Takashi
2)IZAWA Seisuke

(57) Abstract :
Provided is a production method whereby it is possible to produce a powder containing crystalline trehalose dihydrate with starch as a starting material with high powder to starch yields. More specifically provided is a production method for a powder containing crystalline a a trehalose dihydrate and having at least 98.0mass% of a a trehalose on an anhydrous basis said method including: a step in which liquefied starch is subjected to the actions of a starch debranching enzyme cyclomaltodextrin glucanotransferase an a glycosyl trehalose producing enzyme derived from a micro organism belonging to the genus arthrobacter and a trehalose releasing enzyme derived from a micro organism belonging to the genus arthrobacter and then to the action of glucoamylase to obtain an a a trehalose containing saccharide solution; a step in which a a trehalose dihydrate is crystallized from the saccharide solution; and a step in which the crystallized a a trehalose dihydrate is extracted by centrifugation aged and dried. The production method is characterized in that a natural or recombinant enzyme derived from a micro organism belonging to the genus paenibacillus or a variant of such an enzyme is used as the cyclomaltodextrin glucanotransferase such that the content of a a trehalose in the saccharide solution is over 86.0mass% on an anhydrous basis without having to undergo a column chromatography fractionation step.

No. of Pages : 140 No. of Claims : 6

(12) PATENT APPLICATION PUBLICATION
(21) Application No.2949/CHENP/2014 A
(19) INDIA
(22) Date of filing of Application :17/04/2014
(43) Publication Date : 03/07/2015

(54) Title of the invention : BICYCLIC HETEROCYCLIC COMPOUND

(51) International classification :C07D231/56,A61K31/416,A61K31/4184
(31) Priority Document No :2011228822
(32) Priority Date :18/10/2011
(33) Name of priority country :Japan
(86) International Application No :PCT/JP2012/076771
Filing Date :17/10/2012
(87) International Publication No :WO 2013/058258
(61) Patent of Addition to Application Number :NA
Filing Date :NA
(62) Divisional to Application Number :NA
Filing Date :NA

(71)**Name of Applicant :**
1)ASTELLAS PHARMA INC.
Address of Applicant :5 1 Nihonbashi Honcho 2 chome Chuo ku Tokyo 1038411 Japan
(72)**Name of Inventor :**
1)KAWAKAMI Shimpei
2)SAKURAI Minoru
3)KAWANO Noriyuki
4)SUZUKI Takayuki
5)SHIRAISHI Nobuyuki
6)HAMAGUCHI Wataru
7)SEKIOKA Ryuichi
8)MORITOMO Hiroyuki
9)MORITOMO Ayako

(57) Abstract :
[Problem] To provide a compound useful as the active ingredient in a drug composition for treating diseases to which 11 hydroxysteroid dehydrogenase type 1 contributes such as dementia schizophrenia depression pain (particularly neuropathic pain and fibromyalgia) diabetes (particularly type 2 diabetes) and insulin resistance. [Solution] It was discovered that a bicyclic heterocyclic compound substituted with an acylamino group such as a (hetero)aroylamino group (the bicyclic heterocycle being formed by condensing a cyclohexane ring and a 5 or 6 membered monocyclic heterocycle having only a nitrogen atom as the heteroatom) or a pharmaceutically acceptable salt thereof has a superior selective inhibitory action with respect to 11 HSD1. Thus the bicyclic heterocyclic compound can be used in the treatment of dementia schizophrenia depression pain (particularly neuropathic pain and fibromyalgia) diabetes (particularly type 2 diabetes) insulin resistance and the like

No. of Pages : 217 No. of Claims : 17

(12) PATENT APPLICATION PUBLICATION
(19) INDIA
(22) Date of filing of Application :11/04/2014
(21) Application No.2791/CHENP/2014 A
(43) Publication Date : 03/07/2015

(54) Title of the invention : METHOD SYSTEM AND CAPSULE FOR PREPARING A BEVERAGE

(51) International classification :A47J31/40,B65D85/804
(31) Priority Document No :BO2011A000524
(32) Priority Date :14/09/2011
(33) Name of priority country :Italy
(86) International Application No :PCT/IB2012/054823
Filing Date :14/09/2012
(87) International Publication No :WO 2013/038383
(61) Patent of Addition to Application Number :NA
Filing Date :NA
(62) Divisional to Application Number :NA
Filing Date :NA

(71)**Name of Applicant :**
1)MACCHIAVELLI S.r.l.
Address of Applicant :Via della Fisica 15 San Lazzaro Di Savena Italy
(72)**Name of Inventor :**
1)RONDELLI Raffaele

(57) Abstract :
The method comprises a first step during which with a capsule (7) inserted into a percolation element (6) and of the type presenting different chambers (26 and 27) each of which containing a corresponding infuse a water flow coming from a tank (2) is caused to reach a predetermined temperature and a second step during which the water flow is directed towards a plurality of channels each of which is defined by a respective chamber (26 and 27) and by a respective outlet area of said capsule (7).

No. of Pages : 19 No. of Claims : 11

(12) PATENT APPLICATION PUBLICATION
(19) INDIA
(22) Date of filing of Application :11/04/2014
(21) Application No.2792/CHENP/2014 A
(43) Publication Date : 03/07/2015

(54) Title of the invention : MULTI ACCESS POINT CALIBRATION METHOD AND DEVICE

(51) International classification :H04W72/04
(31) Priority Document No :201110304926.6
(32) Priority Date :10/10/2011
(33) Name of priority country :China
(86) International Application No :PCT/CN2012/076902
Filing Date :14/06/2012
(87) International Publication No :WO 2013/053242
(61) Patent of Addition to Application Number :NA
Filing Date :NA
(62) Divisional to Application Number :NA
Filing Date :NA

(71)**Name of Applicant :**
1)ZTE CORPORATION
Address of Applicant :ZTE Plaza Keji Road South Hi Tech Industrial Park Nanshan District Shenzhen Guangdong 518057 China
(72)**Name of Inventor :**
1)ZHAO Yajun
2)BI Cunlei
3)LI Yujie
4)MO Linmei
5)QIN Hongfeng
6)SHI Fan
7)WANG Qian
8)SUN Yunfeng
9)XU Hanqing
10)SUN Baoyu

(57) Abstract :
Disclosed are a multi access point calibration method and device. The method comprises: a cell receiving a parameter of a downlink channel fed back by a UE; according to the parameter of the downlink channel calculating a parameter difference between an uplink channel and the downlink channel; and according to the parameter difference calibrating a multi access point. The present invention can ensure desirable coherent transmission between access points so as to ensure system performance.

No. of Pages : 45 No. of Claims : 24

(12) PATENT APPLICATION PUBLICATION
(19) INDIA
(22) Date of filing of Application :11/04/2014
(21) Application No.2793/CHENP/2014 A
(43) Publication Date : 03/07/2015

(54) Title of the invention : HYDRODYNAMIC AXIAL BEARING

(51) International classification :F16C17/04
(31) Priority Document No :10 2011 114 413.0
(32) Priority Date :26/09/2011
(33) Name of priority country :Germany
(86) International Application No :PCT/EP2012/066950
Filing Date :31/08/2012
(87) International Publication No :WO 2013/045202
(61) Patent of Addition to Application Number :NA
Filing Date :NA
(62) Divisional to Application Number :NA
Filing Date :NA

(71)**Name of Applicant :**
1)ESK CERAMICS GMBH & CO. KG
Address of Applicant :Max Schaidhauf Strasse 25 87437 Kempten Germany
(72)**Name of Inventor :**
1)KAYSER Armin
2)KAYSER Ursula
3)SCHONHOVEN Dietmar
4)ZIMMERMANN Johanna

(57) Abstract :
The invention relates to an axial bearing comprising a slide ring (1) a counter ring (2) and an elastic mounting (3) of the slide ring wherein the slide ring (1) is integral and has a structuring on the running surface thereof which enables the development of a stable hydrodynamic lubricating film and wherein the structuring of the running surface occurs so that the running surface has three or more elevations (6) wherein the contact surfaces (8) thereof are even with the counter ring (2).

No. of Pages : 33 No. of Claims : 20

(12) PATENT APPLICATION PUBLICATION
(19) INDIA
(22) Date of filing of Application :17/04/2014
(21) Application No.2954/CHENP/2014 A
(43) Publication Date : 03/07/2015

(54) Title of the invention : SYSTEMS AND METHODS FOR LIMITING VOLTAGE IN WIRELESS POWER RECEIVERS

(51) International classification :H04B5/00
(31) Priority Document No :61/550173
(32) Priority Date :21/10/2011
(33) Name of priority country :U.S.A.
(86) International Application No :PCT/US2012/060626
Filing Date :17/10/2012
(87) International Publication No :WO 2013/059330
(61) Patent of Addition to Application Number :NA
Filing Date :NA
(62) Divisional to Application Number :NA
Filing Date :NA

(71)**Name of Applicant :**
1)QUALCOMM INCORPORATED
Address of Applicant :5775 Morehouse Drive San Diego California 92121 1714 U.S.A.
(72)**Name of Inventor :**
1)VON NOVAK III William Henry
2)ARCHAMBAULT Joseph L.
3)WOOD Adam Jason
4)KALLAL Edward
5)TSENG Ryan
6)MAYO Gabriel Issac

(57) Abstract :
This disclosure provides systems methods and apparatus for the limiting of voltage in wireless power receivers. In one aspect an apparatus includes a power transfer component configured to receive power wirelessly from a transmitter. The apparatus further includes a circuit coupled to the power transfer component and configured to reduce a received voltage when activated. The apparatus further includes a controller configured to activate the circuit when the received voltage reaches a first threshold value and configured to deactivate the circuit when the received voltage reaches a second threshold value. The apparatus further includes an antenna configured to generate a signal to the transmitter that signals to the transmitter that the received voltage reached the first threshold value.

No. of Pages : 55 No. of Claims : 49

(12) PATENT APPLICATION PUBLICATION
(19) INDIA
(22) Date of filing of Application :17/04/2014
(21) Application No.2955/CHENP/2014 A
(43) Publication Date : 03/07/2015

(54) Title of the invention : SUPPORTING DIFFERENT LTE TDD CONFIGURATIONS IN NEIGHBORING REGIONS AND/OR ADJACENT CARRIERS

(51) International classification :H04L5/14,H04W16/14,H04W72/08
(31) Priority Document No :61/559466
(32) Priority Date :14/11/2011
(33) Name of priority country :U.S.A.
(86) International Application No :PCT/US2012/064343
Filing Date :09/11/2012
(87) International Publication No :WO 2013/074401
(61) Patent of Addition to Application Number :NA
Filing Date :NA
(62) Divisional to Application Number :NA
Filing Date :NA

(71)**Name of Applicant :**
1)QUALCOMM INCORPORATED
Address of Applicant :5775 Morehouse Drive Attn: International IP Administration San Diego California 92121 U.S.A.
(72)**Name of Inventor :**
1)BHATTAD Kapil
2)GORE Dhananjay Ashok
3)KADOUS Tamer Adel
4)MANTRAVADI Ashok
5)SADEK Ahmed
6)KUMAR Raj

(57) Abstract :
When communications of a single radio access technology (RAT) or different radio access technologies in a proximate communication spectrum are operating at the same time potential interference between devices may occur. To reduce the interference the time division duplex (TDD) configuration of one or more conflicting device may be altered. For example at the edge of a communication region TDD configurations used by edge base stations to communicate with mobile devices may be set to reduce interference. As another example communications of a first device may be altered so the first device schedules uplink communications when a second device also has uplink communications scheduled. Other configurations may also be implemented.

No. of Pages : 48 No. of Claims : 42

(12) PATENT APPLICATION PUBLICATION
(19) INDIA
(22) Date of filing of Application :11/04/2014
(21) Application No.2800/CHENP/2014 A
(43) Publication Date : 03/07/2015

(54) Title of the invention : PISTON FOR A CARTRIDGE FOR USE IN A DRUG DELIVERY DEVICE

(51) International classification	:A61M5/00,A61M5/315,A61B5/15
(31) Priority Document No	:11187479.8
(32) Priority Date	:02/11/2011
(33) Name of priority country	:EPO
(86) International Application No	:PCT/EP2012/071648
Filing Date	:01/11/2012
(87) International Publication No	:WO 2013/064590
(61) Patent of Addition to Application Number	:NA
Filing Date	:NA
(62) Divisional to Application Number	:NA
Filing Date	:NA

(71)**Name of Applicant :**
1)SANOFI AVENTIS DEUTSCHLAND GMBH
Address of Applicant :Br¼ningstrae 50 65929 Frankfurt Germany
(72)**Name of Inventor :**
1)QURISHI Ramatullah
2)OTTEN Martin
3)TRINKLE Stefan
4)M–CKEL Jrn
5)THIEL Sebastian

(57) Abstract :
The present invention relates to a piston for a cartridge to be filled with a medicament the piston comprising: a first piston member (12) comprising a first material and forming a distal end face (22) of the piston a second piston member (14) comprising a second material of lower compressibility compared to the first material wherein the second piston member (14) is arranged in a cupped receptacle (16) of the first piston member (12) and provides a thrust receiving surface (25) at a proximal end (24) of the piston.

No. of Pages : 27 No. of Claims : 11

(12) PATENT APPLICATION PUBLICATION
(19) INDIA
(22) Date of filing of Application :16/04/2014
(21) Application No.2883/CHENP/2014 A
(43) Publication Date : 03/07/2015

(54) Title of the invention : APPARATUS AND METHOD FOR JOINTLY SELECTING PRECODING MATRICES IN A MIMO MULTI FLOW SYSTEM

(51) International classification :H04B7/06,H04B7/02,H04B7/04
(31) Priority Document No :61/558590
(32) Priority Date :11/11/2011
(33) Name of priority country :U.S.A.
(86) International Application No:PCT/US2012/063684
Filing Date :06/11/2012
(87) International Publication No :WO 2013/070587
(61) Patent of Addition to Application Number :NA
Filing Date :NA
(62) Divisional to Application Number :NA
Filing Date :NA

(71)**Name of Applicant :**
1)QUALCOMM INCORPORATED
Address of Applicant :Attn: International IP Administration 5775 Morehouse Drive San Diego California 92121 U.S.A.
(72)**Name of Inventor :**
1)SUN Haitong
2)ZHANG Danlu
3)SAMBHWANI Sharad Deepak
4)KAPOOR Rohit
5)BHARADWAJ Arjun

(57) Abstract :
An apparatus and a method are disclosed for jointly selecting precoding matrices for a plurality of received transmissions such as those that might be received from a primary serving cell and a secondary serving cell in a multi flow radio access network wherein each of the serving cells is configured to provide a MIMO transmission. Here by jointly selecting the precoding matrices interference from each of the downlink transmissions upon the other transmission can be reduced thus improving overall performance at the receiving entity.

No. of Pages : 47 No. of Claims : 36

(12) PATENT APPLICATION PUBLICATION
(21) Application No.2964/CHENP/2014 A
(19) INDIA
(22) Date of filing of Application :18/04/2014
(43) Publication Date : 03/07/2015

(54) Title of the invention : METHODS FOR INCREASING N GLYCAN OCCUPANCY AND REDUCING PRODUCTION OF HYBRID N GLYCANS IN PICHIA PASTORIS STRAINS LACKING ALG3 EXPRESSION

(51) International classification :C12N1/00,C12P19/26
(31) Priority Document No :61/552720
(32) Priority Date :28/10/2011
(33) Name of priority country :U.S.A.
(86) International Application No :PCT/US2012/061428
Filing Date :23/10/2012
(87) International Publication No :WO 2013/062939
(61) Patent of Addition to Application Number :NA
Filing Date :NA
(62) Divisional to Application Number :NA
Filing Date :NA

(71)**Name of Applicant :**
1)MERCK SHARP & DOHME CORP.
Address of Applicant :126 East Lincoln Avenue Rahway New Jersey 07065 0907 U.S.A.
(72)**Name of Inventor :**
1)CHOI Byung Kwon
2)SETHURAMAN Natarajan
3)HAMILTON Stephen R.

(57) Abstract :
Methods for increasing the yield and glycosylation site occupancy of paucimannose or complex glycans of recombinant glycoproteins produced in a recombinant host cell lacking dolichyl P Man:Man5GlcNAc2 PP dolichyl alpha 1 3 mannosyltransferase (Alg3p) activity are disclosed. In particular recombinant host cells are provided that comprise a disruption of the expression of an OS 9 family gene in the host cell. These recombinant host cells may then be used for producing recombinant glycoproteins. In further embodiments the recombinant host cells further overexpress at least one heterologous single subunit oligosaccharyltransferase which in particular embodiments is capable of functionally suppressing the lethal phenotype of a mutation of at least one essential protein of the yeast oligosaccharyltransferase (OTase) complex.

No. of Pages : 146 No. of Claims : 23

(12) PATENT APPLICATION PUBLICATION
(21) Application No.2965/CHENP/2014 A
(19) INDIA
(22) Date of filing of Application :18/04/2014
(43) Publication Date : 03/07/2015

(54) Title of the invention : METHOD OF REDUCING AUDIBLE NOISE IN MAGNETIC CORES AND MAGNETIC CORES HAVING REDUCED AUDIBLE NOISE

(51) International classification :H01F27/24
(31) Priority Document No :13/283902
(32) Priority Date :28/10/2011
(33) Name of priority country :U.S.A.
(86) International Application No :PCT/US2012/061976
Filing Date :25/10/2012
(87) International Publication No :WO 2013/063307
(61) Patent of Addition to Application Number :NA
Filing Date :NA
(62) Divisional to Application Number :NA
Filing Date :NA

(71)**Name of Applicant :**
1)METGLAS INC.
Address of Applicant :440 Allied Drive Conway South Carolina 29526 U.S.A.
(72)**Name of Inventor :**
1)COLUMBUS Mark Robert
2)BROWN Robert
3)TAKAHASHI Kengo
4)HASEGAWA Ryusuke

(57) Abstract :
An amorphous alloy based magnetic core with reduced audible noise and a method of making the amorphous alloy based magnetic core emanating low audible noise including: placing the core with multiple layers of high strength tape on the core legs wherein the tapes have a high tensile strength high dielectric strength and high service temperature resulting in reduced level of audible noise. When operated under optimum condition the reduced level of audible noise is 6 10 dB less when compared with a same size core that has been coated with resin instead.

No. of Pages : 31 No. of Claims : 16

(12) PATENT APPLICATION PUBLICATION
(21) Application No.2966/CHENP/2014 A
(19) INDIA
(22) Date of filing of Application :19/04/2014
(43) Publication Date : 03/07/2015

(54) Title of the invention : SPECTRAL CAMERA WITH OVERLAPPING SEGMENTS OF IMAGE COPIES INTERLEAVED ONTO SENSOR ARRAY

(51) International classification :G01J3/28,G01J3/51,G01J3/02
(31) Priority Document No :61/555933
(32) Priority Date :04/11/2011
(33) Name of priority country :U.S.A.
(86) International Application No :PCT/EP2012/071506
Filing Date :30/10/2012
(87) International Publication No :WO 2013/064507
(61) Patent of Addition to Application Number :NA
Filing Date :NA
(62) Divisional to Application Number :NA
Filing Date :NA

(71)**Name of Applicant :**
1)IMEC
Address of Applicant :Kapeldreef 75 B 3001 Leuven Belgium
(72)**Name of Inventor :**
1)GEELEN Bert
2)LAMBRECHTS Andy
3)TACK Klaas

(57) Abstract :
A spectral camera has an objective lens (10) an array of lenses (25) for producing optical copies of segments of the image an array of filters (30) for the different optical channels and having an interleaved spatial pattern and a sensor array to detect the copies of the image segments. Detected segment copies of spatially adjacent optical channels have different passbands and represent overlapping segments of the image and detected segment copies of the same passband on spatially non adjacent optical channels represent adjacent segments of the image which fit together. Having segments of the image copied can help enable better optical quality for a given cost. Having an interleaved pattern of the filter bands with overlapping segments enables each point of the image to be sensed at different bands to obtain the spectral output for many bands simultaneously to provide better temporal resolution.

No. of Pages : 38 No. of Claims : 17

(12) PATENT APPLICATION PUBLICATION
(21) Application No.2884/CHENP/2014 A
(19) INDIA
(22) Date of filing of Application :16/04/2014
(43) Publication Date : 03/07/2015

(54) Title of the invention : MULTI FREQUENCY RECONFIGURABLE VOLTAGE CONTROLLED OSCILLATOR (VCO) AND METHOD OF PROVIDING SAME

(51) International classification :H03B5/36
(31) Priority Document No :13/293361
(32) Priority Date :10/11/2011
(33) Name of priority country :U.S.A.
(86) International Application No :PCT/US2012/064714
Filing Date :12/11/2012
(87) International Publication No :WO 2013/071259
(61) Patent of Addition to Application Number :NA
Filing Date :NA
(62) Divisional to Application Number :NA
Filing Date :NA

(71)**Name of Applicant :**
1)QUALCOMM INCORPORATED
Address of Applicant :Attn: International IP Administration 5775 Morehouse Drive San Diego California 92121 U.S.A.
(72)**Name of Inventor :**
1)ZUO Chengjie
2)YUN Changhan
3)LO Chi Shun
4)KIM Jonghae

(57) Abstract :
A multiple frequency reconfigurable voltage controlled oscillator (VCO) (136) includes a variable capacitance device (112) an inductor (116) coupled in parallel with the variable capacitance device (112) and at least two circuit paths (118 120 122) coupled in parallel with the variable capacitance device (112) and the inductor (116). The circuit paths (118 120 122) each include a piezoelectric laterally vibrating resonator (126 130 134) and a switch (124 128 132) for selectably coupling each piezoelectric laterally vibrating resonator (126 130 134) in parallel with the inductor (116) and variable capacitance device (112).

No. of Pages : 18 No. of Claims : 38

(12) PATENT APPLICATION PUBLICATION
(19) INDIA
(22) Date of filing of Application :16/04/2014
(21) Application No.2885/CHENP/2014 A
(43) Publication Date : 03/07/2015

(54) Title of the invention : TWO PORT RESONATORS ELECTRICALLY COUPLED IN PARALLEL

(51) International classification :H03H9/56,H03H9/58
(31) Priority Document No :13/293522
(32) Priority Date :10/11/2011
(33) Name of priority country :U.S.A.
(86) International Application No :PCT/US2012/064718
Filing Date :12/11/2012
(87) International Publication No :WO 2013/071263
(61) Patent of Addition to Application Number :NA
Filing Date :NA
(62) Divisional to Application Number :NA
Filing Date :NA

(71)**Name of Applicant :**
1)QUALCOMM INCORPORATED
Address of Applicant :Attn: International Ip Administration 5775 Morehouse Drive San Diego California 92121 U.S.A.
(72)**Name of Inventor :**
1)ZUO Chenjie
2)YUN Changhan
3)LO Chi Shun
4)JOO Shanghoon
5)KIM Jonghae

(57) Abstract :
Systems and method for wideband filter designs comprising two port piezoelectric resonators electrically coupled in parallel. A resonating circuit comprises a first piezoelectric resonator formed of a first configuration and a second piezoelectric resonator formed of a second configuration such that outputs of the first and second piezoelectric resonators have a 180 degree phase difference for a same input. The first piezoelectric resonator and the second piezoelectric resonator are coupled electrically in parallel. The first and second piezoelectric resonators have different resonating frequencies respectively controlled by lateral dimensions of the piezoelectric resonators.

No. of Pages : 27 No. of Claims : 35

(12) PATENT APPLICATION PUBLICATION
(19) INDIA
(22) Date of filing of Application :18/04/2014
(21) Application No.2961/CHENP/2014 A
(43) Publication Date : 03/07/2015

(54) Title of the invention : COMPOSITIONS AND METHODS FOR TREATING PRESBYOPIA MILD HYPEROPIA AND IRREGULAR ASTIGMATISM

(51) International classification :A61K31/27,A61K31/4164,A61K31/4174
(31) Priority Document No :61/536921
(32) Priority Date :20/09/2011
(33) Name of priority country :U.S.A.
(86) International Application No :PCT/IB2012/002335
Filing Date :19/09/2012
(87) International Publication No :WO 2013/041967
(61) Patent of Addition to Application Number :NA
Filing Date :NA
(62) Divisional to Application Number :NA
Filing Date :NA

(71)**Name of Applicant :**
1)ALTAVISTA INSTITUTO DE INVESTIGATION MEDICA S.A.S
Address of Applicant :Cra. 48#19A 40 Cons. 1717 Medellin 050021 COLUMBIA
(72)**Name of Inventor :**
1)ABAD Jaun Carlos

(57) Abstract :
The present invention is directed to compositions and methods for treating ocular conditions including presbyopia mild hyperopia irregular astigmatism hyperopic accommodative esotropia and glaucoma. The compositions can also be used to potentiate or enhance interventions that retard reverse or modify the aging process of the crystalline lens and its surrounding tissues. The compositions include a cholinergic agent such as a muscarinic acetylcholine receptor M3 agonist and an alpha agonist having an imidazoline group or a non steroidal anti inflammatory agent (NSAID) having COX 2 selectivity. It has been found that an alpha agonist having an imidazoline group or non steroidal anti inflammatory agent (NSAID) having COX 2 selectivity in combination with a cholinergic agent such as pilocarpine act synergistically to improve the accommodative and focusing ability of the eye while minimizing the side effects from each compound.

No. of Pages : 44 No. of Claims : 31

(12) PATENT APPLICATION PUBLICATION
(21) Application No.2962/CHENP/2014 A
(19) INDIA
(22) Date of filing of Application :18/04/2014
(43) Publication Date : 03/07/2015

(54) Title of the invention : OLIGOPHENYLENE MONOMERS AND POLYMERIC PRECURSORS FOR PRODUCING GRAPHENE NANORIBBONS

(51) International classification	:C07C15/14,C07C15/12,C07C15/20
(31) Priority Document No	:61/551458
(32) Priority Date	:26/10/2011
(33) Name of priority country	:U.S.A.
(86) International Application No	:PCT/IB2012/055843
Filing Date	:24/10/2012
(87) International Publication No	:WO 2013/061256
(61) Patent of Addition to Application Number	:NA
Filing Date	:NA
(62) Divisional to Application Number	:NA
Filing Date	:NA

(71)**Name of Applicant :**
1)BASF SE
Address of Applicant :67056 Ludwigshafen Germany
2)MAX PLANCK GESELLSCHAFT ZUR F–RDERUNG DER WISSENSCHAFTEN E.V.
(72)**Name of Inventor :**
1)IVANOVICI Sorin
2)SCHWAB Matthias Georg
3)FENG Xinliang
4)MLLEN Klaus

(57) Abstract :
Oligophenylene monomers for the synthesis of polymeric precursors for the preparation of graphene nanoribbons the polymeric precursors and methods for preparing them as well as methods for preparing the graphene nanoribbons from the polymeric precursors and the monomers are provided.

No. of Pages : 83 No. of Claims : 21

(12) PATENT APPLICATION PUBLICATION
(19) INDIA
(22) Date of filing of Application :18/04/2014
(21) Application No.2963/CHENP/2014 A
(43) Publication Date : 03/07/2015

(54) Title of the invention : ENGINEERED LOWER EUKARYOTIC HOST STRAINS FOR RECOMBINANT PROTEIN EXPRESSION

(51) International classification :C12N15/09,C07H21/04
(31) Priority Document No :61/552674
(32) Priority Date :28/10/2011
(33) Name of priority country :U.S.A.
(86) International Application No :PCT/US2012/061432
Filing Date :23/10/2012
(87) International Publication No :WO 2013/062940
(61) Patent of Addition to Application Number :NA
Filing Date :NA
(62) Divisional to Application Number :NA
Filing Date :NA

(71)**Name of Applicant :**
1)MERCK SHARP & DOHME CORP.
Address of Applicant :126 East Lincoln Avenue Rahway New Jersey 07065 0907 U.S.A.
(72)**Name of Inventor :**
1)JIANG Bo
2)ARGYROS Rebecca D.
3)NELSON Stephanie
4)DAVIDSON Robert C.
5)CHEN Ronghua
6)ZHUANG Jun

(57) Abstract :
The present invention relates to novel engineered lower eukaryotic host cells for expressing heterologous proteins and to methods of generating such strains.

No. of Pages : 156 No. of Claims : 40

(12) PATENT APPLICATION PUBLICATION
(19) INDIA
(22) Date of filing of Application :14/04/2014
(21) Application No.2817/CHENP/2014 A
(43) Publication Date : 03/07/2015

(54) Title of the invention : VANADIUM FLOW CELL

(51) International classification :H01M4/02,H01M4/29
(31) Priority Document No :61/547643
(32) Priority Date :14/10/2011
(33) Name of priority country :U.S.A.
(86) International Application No :PCT/US2012/060129
Filing Date :12/10/2012
(87) International Publication No :WO 2013/056175
(61) Patent of Addition to Application Number :NA
Filing Date :NA
(62) Divisional to Application Number :NA
Filing Date :NA

(71)**Name of Applicant :**
1)DEEYA ENERGY INC.
Address of Applicant :48611 Warm Springs Blvd. Fremont California 94539 U.S.A.
(72)**Name of Inventor :**
1)KESHAVARZ Majid
2)ZU Ge

(57) Abstract :
A Vanadium chemistry flow cell battery system is described. Methods of forming the electrolyte a formulation for the electrolyte and a flow system utilizing the electrolyte are disclosed. Production of electrolytes can include a combination of chemical reduction and electrochemical reduction.

No. of Pages : 26 No. of Claims : 26

(12) PATENT APPLICATION PUBLICATION
(19) INDIA
(22) Date of filing of Application :14/04/2014
(21) Application No.2818/CHENP/2014 A
(43) Publication Date : 03/07/2015

(54) Title of the invention : FIXING ARRANGEMENT COMPRISING BIFUNCTIONAL SCREW

(51) International classification :F16B13/14,F16B25/00
(31) Priority Document No :11008257.5
(32) Priority Date :13/10/2011
(33) Name of priority country :EPO
(86) International Application No :PCT/DE2012/000995
Filing Date :15/10/2012
(87) International Publication No :WO 2013/053352
(61) Patent of Addition to Application Number :NA
Filing Date :NA
(62) Divisional to Application Number :NA
Filing Date :NA

(71)**Name of Applicant :**
1)UIP GMBH & CO. KG
Address of Applicant :Industriestrasse 5 63814 Mainaschaff Germany
(72)**Name of Inventor :**
1)G–TTLICH Harald

(57) Abstract :
The invention relates to a fixing arrangement (10) comprising a bifunctional screw (12). The bifunctional screw (12) is screwed directly into a bore (14) which has been previously provided with or without a curable compound and which is introduced into a solid anchoring base (16). The bifunctional screw (12) has a screw head (18) with a tool application element a substantially cylindrical shaft (20) preferably a tip (22) which is tapered in a truncated cone like manner or a truncated pyramid like manner and at least two preferably three thread pitches (24 26 28) which are formed parallel to one another and which extend in a helical manner at least partly along the length of the shaft (20). The diameter of the bore (14) without the curable compound is smaller than the diameter of the bore (14) with the curable compound. In both cases however the bore (14) is such that all of the thread pitches (24 26 28) of the bifunctional screw (12) cut into the anchoring base (16).

No. of Pages : 11 No. of Claims : 10

(12) PATENT APPLICATION PUBLICATION
(19) INDIA
(22) Date of filing of Application :14/04/2014
(21) Application No.2819/CHENP/2014 A
(43) Publication Date : 03/07/2015

(54) Title of the invention : METHOD AND APPARATUS FOR CONFIGURING TRAFFIC TO PILOT POWER RATIOS IN HETEROGENEOUS NETWORKS

(51) International classification	:H04W52/16,H04W52/24,H04W52/14
(31) Priority Document No	:61/553106
(32) Priority Date	:28/10/2011
(33) Name of priority country	:U.S.A.
(86) International Application No	:PCT/US2012/062340
Filing Date	:28/10/2012
(87) International Publication No	:WO 2013/063548
(61) Patent of Addition to Application Number	:NA
Filing Date	:NA
(62) Divisional to Application Number	:NA
Filing Date	:NA

(71)**Name of Applicant :**
1)QUALCOMM INCORPORATED
Address of Applicant :Attn: International IP Administration 5775 Morehouse Drive San Diego California 92121 1714 U.S.A.
(72)**Name of Inventor :**
1)DAMNJANOVIC Aleksandar
2)DAMNJANOVIC Jelena M.
3)WEI Yongbin

(57) Abstract :
A method an apparatus and a computer program product for wireless communication are provided in connection with specifying a traffic to pilot (T/P) ratio per subframe and/or resource block to allow a base station to transmit over the subframes and/or resource blocks using varying transmit powers. In one example a device communicating with the base station can receive a plurality of T/P ratios each related to a power used by the base station to transmit over one of a plurality of carriers in a specific subframe or resource block determine a power of a reference signal received from the base station over a carrier of the plurality of carriers and process a data signal received over the carrier within the specific subframe or resource block based in part on applying to the power of the reference signal a T/P ratio of the plurality of T/P ratios corresponding to the carrier.

No. of Pages : 59 No. of Claims : 44

(12) PATENT APPLICATION PUBLICATION
(19) INDIA
(22) Date of filing of Application :21/04/2014
(21) Application No.2974/CHENP/2014 A
(43) Publication Date : 03/07/2015

(54) Title of the invention : CARBON SUPPORTED CATALYST

(51) International classification :B01J21/18,B01J23/40,B01J37/02
(31) Priority Document No :1116713.7
(32) Priority Date :28/09/2011
(33) Name of priority country :U.K.
(86) International Application No :PCT/GB2012/052306
Filing Date :19/09/2012
(87) International Publication No :WO 2013/045894
(61) Patent of Addition to Application Number :NA
Filing Date :NA
(62) Divisional to Application Number :NA
Filing Date :NA

(71)**Name of Applicant :**
1)JOHNSON MATTHEY FUEL CELLS LIMITED
Address of Applicant :5th Floor 25 Farringdon Street London EC4A 4AB U.K.
2)TIMCAL LIMITED
(72)**Name of Inventor :**
1)BALL Sarah Caroline
2)HARDS Graham Alan
3)RODLERT Marlene
4)SHARMAN Jonathan David Brereton
5)SPAHR Michael E

(57) Abstract :
A catalyst comprising (i) a primary metal or alloy or mixture comprising the primary metal and (ii) an electrically conductive carbon support material for the primary metal or alloy or mixture comprising the primary metal characterised in that the carbon support material: (a) has a specific surface area (BET) of 100 600 m/g (b) has a micropore area of 10 90 m/g is disclosed.

No. of Pages : 18 No. of Claims : 11

(12) PATENT APPLICATION PUBLICATION
(21) Application No.2975/CHENP/2014 A
(19) INDIA
(22) Date of filing of Application :21/04/2014
(43) Publication Date : 03/07/2015

(54) Title of the invention : SLIDING GUIDE SHOE FOR A LIFT

(51) International classification :B66B7/04
(31) Priority Document No :11186391.6
(32) Priority Date :24/10/2011
(33) Name of priority country :EPO
(86) International Application No :PCT/EP2012/070286
Filing Date :12/10/2012
(87) International Publication No :WO 2013/060583
(61) Patent of Addition to Application Number :NA
Filing Date :NA
(62) Divisional to Application Number :NA
Filing Date :NA

(71)**Name of Applicant :**
1)INVENTIO AG
Address of Applicant :Seestrasse 55 Postfach CH 6052 Hergiswil Switzerland
(72)**Name of Inventor :**
1)KOCHER Hans
2)STEINER Hubert
3)HESS Stephan

(57) Abstract :
A sliding guide shoe for a lift for carrying people or goods has a guide shoe housing (5) and a two part insert (6) inserted into the guide shoe housing (5) for guiding a lift car along a guide rail (3) extending in the longitudinal direction (z). The insert (6) comprises a sliding element (8) which is connected to a carrier element (7) such that it can be removed laterally from the sliding guide shoe (4) in the longitudinal direction (z). The sliding element (8) here can be pushed into the carrier element (7) or pulled out of the same only from one longitudinal side (20).

No. of Pages : 24 No. of Claims : 17

(12) PATENT APPLICATION PUBLICATION
(19) INDIA
(22) Date of filing of Application :14/04/2014
(21) Application No.2816/CHENP/2014 A
(43) Publication Date : 03/07/2015

(54) Title of the invention : INSECTICIDAL PAINTS

(51) International classification :C09D5/00
(31) Priority Document No :PCT/CN2011/081547
(32) Priority Date :31/10/2011
(33) Name of priority country :China
(86) International Application No :PCT/EP2012/071324
Filing Date :29/10/2012
(87) International Publication No :WO 2013/064440
(61) Patent of Addition to Application Number :NA
Filing Date :NA
(62) Divisional to Application Number :NA
Filing Date :NA

(71)**Name of Applicant :**
1)AKZO NOBEL COATINGS INTERNATIONAL B.V.
Address of Applicant :Velperweg 76 NL 6824 BM Arnhem Netherlands
(72)**Name of Inventor :**
1)KANG Kai
2)LU Junbiao
3)MCLOUGHLIN Daragh
4)OLSEN J¸rgen H.

(57) Abstract :
A one pack aqueous insecticidal architectural coating composition comprising an aqueous dispersion of polymer particles as binder and further comprising based on the total liquid paint formulation i) from 0.1 to 4.0wt% insecticide; ii) from 0.5 to 6.5wt% dibasic ester solvent wherein the insecticide is located in the polymer particles and the polymer particles are film forming at ambient temperatures.

No. of Pages : 13 No. of Claims : 11

(12) PATENT APPLICATION PUBLICATION
(21) Application No.2891/CHENP/2014 A
(19) INDIA
(22) Date of filing of Application :16/04/2014
(43) Publication Date : 03/07/2015

(54) Title of the invention : OPTICAL ARRANGEMENT AND METHOD FOR ASCERTAINING THE ORIENTATION OF AN ARTIFICIAL LENS

(51) International classification	:A61B3/103,A61B3/117,A61B3/13
(31) Priority Document No	:10 2011 114 251.0
(32) Priority Date	:23/09/2011
(33) Name of priority country	:Germany
(86) International Application No	:PCT/EP2012/003946
Filing Date	:20/09/2012
(87) International Publication No	:WO 2013/041230
(61) Patent of Addition to Application Number	:NA
Filing Date	:NA
(62) Divisional to Application Number	:NA
Filing Date	:NA

(71)**Name of Applicant :**
1)VOSSAMED GMBH & CO. KG
Address of Applicant :Kronengasse 7 50667 Kln Germany
(72)**Name of Inventor :**
1)GERTEN Georg

(57) Abstract :
The invention relates to an optical arrangement (1) for ascertaining the orientation of an artificial lens (6) in an eye (4). Said arrangement (1) comprises an observation beam path (7 7a) with an imaging optical system (18; 18a) at least two light emitting test objects (20 21) with a defined contour and one collimation optical system (25 26) paired with each test object for collimating the light pattern emanating from the test object (20 21) in a collimation beam path (27 28) that is directed at the eye. The imaging optical system (18 18a) is designed such that said optical system has multiple observation beam paths (7 7a) with different imaging properties in order to simultaneously image multiple reflected light patterns from different depths of the eye (4) or the imaging properties of the observation beam paths can be adjusted in a variable manner in order to be able to sharply image sequentially reflected light patterns from different depths. The invention also relates to a corresponding method.

No. of Pages : 33 No. of Claims : 27

(12) PATENT APPLICATION PUBLICATION
(19) INDIA
(22) Date of filing of Application :16/04/2014
(21) Application No.2893/CHENP/2014 A
(43) Publication Date : 03/07/2015

(54) Title of the invention : MAGNIFYING TOOL FOR VIEWING AND INTERACTING WITH DATA VISUALIZATIONS ON MOBILE DEVICES

(51) International classification :G09G3/20,G09G5/00,G06F17/30
(31) Priority Document No :61/568542
(32) Priority Date :08/12/2011
(33) Name of priority country :U.S.A.
(86) International Application No :PCT/US2012/068545
Filing Date :07/12/2012
(87) International Publication No :WO 2013/086395
(61) Patent of Addition to Application Number :NA
Filing Date :NA
(62) Divisional to Application Number :NA
Filing Date :NA

(71)**Name of Applicant :**
1)ORACLE INTERNATIONAL CORPORATION
Address of Applicant :500 Oracle Parkway M/S 5op7 Redwood Shores California 94065 U.S.A.
(72)**Name of Inventor :**
1)YOSHIMOTO Brandon
2)ZHANG Hugh
3)SINGH Prashant

(57) Abstract :
In accordance with various embodiments a magnifying tool is provided in a user interface for magnifying content displayed on a mobile device and any other device with a restricted or limited viewing screen. A mobile device including a magnifying tool for magnifying content displayed on the mobile device can comprise a computer readable storage medium and processor. The mobile device can include a touchscreen operable to receive input from a user and display content. When the mobile device receives a selection of a location on the touchscreen the mobile device determines a position of the location on the screen determines a portion of the screen to magnify and magnifies the portion of the screen and overlays the magnified portion on the screen.

No. of Pages : 19 No. of Claims : 25

(12) PATENT APPLICATION PUBLICATION
(19) INDIA
(22) Date of filing of Application :21/04/2014
(21) Application No.2971/CHENP/2014 A
(43) Publication Date : 03/07/2015

(54) Title of the invention : PROCESS FOR PREPARING QUINOLINE DERIVATIVES

(51) International classification	:C07C231/02,C07C233/59,C07D215/22
(31) Priority Document No	:61/549312
(32) Priority Date	:20/10/2011
(33) Name of priority country	:U.S.A.
(86) International Application No	:PCT/US2012/061320
Filing Date	:22/10/2012
(87) International Publication No	:WO 2013/059788
(61) Patent of Addition to Application Number	:NA
Filing Date	:NA
(62) Divisional to Application Number	:NA
Filing Date	:NA

(71)**Name of Applicant :**
1)EXELIXIS INC.
Address of Applicant :210 East Grand Ave. South San Francisco CA 94080 U.S.A.
(72)**Name of Inventor :**
1)WILSON Jo Ann
2)NAGANATHAN Sriram
3)PFEIFFER Matthew
4)ANDERSEN Neil G.

(57) Abstract :
A process for preparing a compound of Formula I is disclosed comprising the steps: wherein: R is halo; R is halo; R is (C C)alkyl or (C C)alkyl optionally substituted with heterocycloalkyl; R is (C C)alkyl; and Q is CH orN; comprising: (a) contacting 1 1 cyclopropane dicarboxylic acid with thionyl chloride in a polar aprotic solvent; (b) adding and a tertiary amine base to the mixture of step (a) to form a compound of Formula A; and (c) coupling a compound of Formula A with an amine of Formula B to form a compound of Formula I.

No. of Pages : 44 No. of Claims : 26

(12) PATENT APPLICATION PUBLICATION
(19) INDIA
(22) Date of filing of Application :21/04/2014
(21) Application No.2972/CHENP/2014 A
(43) Publication Date : 03/07/2015

(54) Title of the invention : IMPROVED CROSS LINKING COMPOSITION DELIVERED BY IONTOPHORESIS USEFUL FOR THE TREATMENT OF KERATOCONUS

(51) International classification :A61K9/00,A61K31/525
(31) Priority Document No :RM2011A000560
(32) Priority Date :25/10/2011
(33) Name of priority country :Italy
(86) International Application No :PCT/IT2012/000324
Filing Date :24/10/2012
(87) International Publication No :WO 2013/061350
(61) Patent of Addition to Application Number :NA
Filing Date :NA
(62) Divisional to Application Number :NA
Filing Date :NA

(71)**Name of Applicant :**
1)SOOFT ITALIA SPA
Address of Applicant :Contrada Molino 17 I 63833 Montegiorgio (FM) Italy
(72)**Name of Inventor :**
1)FOSCHINI Fulvio
2)STAGNI Marcello
3)LUCIANI Giulio
4)ROY Pierre

(57) Abstract :
The present invention relates to an improved formulation of an ophthalmic composition containing riboflavin as cross linking agent of corneal collagen administered by corneal iontophoresis able to guarantee an increased capacity of permeation of riboflavin of the corneal stroma and therefore greater therapeutic efficacy in the treatment of keratoconus.

No. of Pages : 24 No. of Claims : 7

(12) PATENT APPLICATION PUBLICATION
(19) INDIA
(22) Date of filing of Application :14/04/2014
(21) Application No.2830/CHENP/2014 A
(43) Publication Date : 03/07/2015

(54) Title of the invention : ADJUSTING CONTENT TO AVOID OCCLUSION BY A VIRTUAL INPUT PANEL

(51) International classification :G06F3/048,G06F3/14
(31) Priority Document No :13/287036
(32) Priority Date :01/11/2011
(33) Name of priority country :U.S.A.
(86) International Application No :PCT/US2012/062889
Filing Date :31/10/2012
(87) International Publication No :WO 2013/067073
(61) Patent of Addition to Application Number :NA
Filing Date :NA
(62) Divisional to Application Number :NA
Filing Date :NA

(71)**Name of Applicant :**
1)MICROSOFT CORPORATION
Address of Applicant :One Microsoft Way Redmond WA 98052 6399 U.S.A.
(72)**Name of Inventor :**
1)PENNER Nathan Robert
2)LISSE Michelle E.
3)RAMPSON Benjamin Edward

(57) Abstract :
The display of a content area is automatically adjusted such that the display of a virtual input panel (e.g. virtual keyboard gesture area handwriting area) does not occlude content with which the user is interacting. After adjusting the display of the content area the content being interacted with is visible within the content area. The content area is automatically adjusted such that it remains visible during the interaction. In some situations a content area may also be temporarily resized while the virtual input panel is displayed. When a zoom scale is set to automatically change in response to a change to the content area the zoom scale may be set to a fixed percentage. When the virtual input panel is dismissed the content area may bereturned to its original configuration before the virtual input panel was displayed.

No. of Pages : 32 No. of Claims : 10

(12) PATENT APPLICATION PUBLICATION
(19) INDIA
(22) Date of filing of Application :14/04/2014
(21) Application No.2831/CHENP/2014 A
(43) Publication Date : 03/07/2015

(54) Title of the invention : REAL TIME DOCUMENT PRESENTATION DATA SYNCHRONIZATION THROUGH GENERIC SERVICE

(51) International classification :H04N21/4788,H04N7/15
(31) Priority Document No :13/286432
(32) Priority Date :01/11/2011
(33) Name of priority country :U.S.A.
(86) International Application No :PCT/US2012/062886
Filing Date :31/10/2012
(87) International Publication No :WO 2013/067070
(61) Patent of Addition to Application Number :NA
Filing Date :NA
(62) Divisional to Application Number :NA
Filing Date :NA

(71)**Name of Applicant :**
1)MICROSOFT CORPORATION
Address of Applicant :One Microsoft Way Redmond Washington 98052 6399 U.S.A.
(72)**Name of Inventor :**
1)BURNS Charles
2)BISSAT Jade
3)GODIYAL Apeksha
4)VENUGOPAL Subalakshmi
5)MATHEW Abraham
6)SALIBA Hani

(57) Abstract :
A generic means for synchronizing information about a user s view of a document or other content within an application across native client and web applications is provided. Attendees of an online broadcast are enabled to see what the presenter is seeing within their own application. In addition meeting specific information such as the meeting time and notes may be synchronized enabling nearly real time synchronization. Moreover by enabling attendees to view the presented document within their own applications the attendees are afforded the capabilities provided by that application such as navigating through the document manually.

No. of Pages : 23 No. of Claims : 15

(12) PATENT APPLICATION PUBLICATION
(19) INDIA
(22) Date of filing of Application :11/01/2013
(21) Application No.290/CHENP/2013 A
(43) Publication Date : 03/07/2015

(54) Title of the invention : MOLDED BODY FOR DENTAL CUTTING TOOL AND METHOD FOR PRODUCING SAME

(51) International classification	:A61C13/08,A61C13/087,A61K6/06
(31) Priority Document No	:2010145385
(32) Priority Date	:25/06/2010
(33) Name of priority country	:Japan
(86) International Application No	:PCT/JP2011/064244
Filing Date	:22/06/2011
(87) International Publication No	:WO 2011/162286
(61) Patent of Addition to Application Number	:NA
Filing Date	:NA
(62) Divisional to Application Number	:NA
Filing Date	:NA

(71)**Name of Applicant :**
1)PANASONIC CORPORATION
Address of Applicant :1006 Oaza Kadoma Kadoma shi Osaka 5718501 Japan
(72)**Name of Inventor :**
1)TSUJIMOTO Masaya

(57) Abstract :
Provided is a molded body for a dental cutting tool having excellent esthetics and mechanical properties and having excellent ability to be molded from a molding composition. The molded body for a dental cutting tool is obtained by hardening a molding composition containing a polymerizable monomer a polymerization initiator a first spherical inorganic filler and a second spherical inorganic filler. The average particle size of the first spherical inorganic filler is in the range of 0.2 to 10 μm and the content of the first spherical inorganic filler is in the range of 50 to 85 mass%. The average particle size of the second spherical inorganic filler is in the range of 0.005 to 0.1 μm and the content of the second spherical inorganic filler is in the range of 1 to 18 mass%.

No. of Pages : 32 No. of Claims : 4

(12) PATENT APPLICATION PUBLICATION
(19) INDIA
(22) Date of filing of Application :21/04/2014
(21) Application No.2981/CHENP/2014 A
(43) Publication Date : 03/07/2015

(54) Title of the invention : PARAMETER SCALING FOR FRACTIONAL BANDWIDTH SYSTEMS

(51) International classification :H04W28/22
(31) Priority Document No :61/556777
(32) Priority Date :07/11/2011
(33) Name of priority country :U.S.A.
(86) International Application No :PCT/US2012/063881
Filing Date :07/11/2012
(87) International Publication No :WO 2013/070711
(61) Patent of Addition to Application Number :NA
Filing Date :NA
(62) Divisional to Application Number :NA
Filing Date :NA

(71)**Name of Applicant :**
1)QUALCOMM INCORPORATED
Address of Applicant :Attn: International Ip Administration 5775 Morehouse Drive San Diego California 92121 1714 U.S.A.
(72)**Name of Inventor :**
1)DAS Soumya
2)PARK Edwin C.
3)SONG Bongyong
4)DURAL Ozgur
5)SOLIMAN Samir Salib

(57) Abstract :
Methods systems and devices are described for making scaling adjustments with respect to a fractional subsystem in a wireless communications system. To handle the effects of scaling associated with fractional bandwidth systems different adjustments may be made to maintain certain quality of service (QoS) requirements for example. Scaling adjustments may include identifying a scaling factor for the fractional subsystem and a parameter and/or a timer associated with the fractional subsystem. An adjustment associated with the parameter and/or timer may be determined based on the scaling factor. The adjustment may be applied with respect to the parameter and/or timer for at least a portion of the fractional subsystem or another portion of the wireless communications system.

No. of Pages : 69 No. of Claims : 50

(12) PATENT APPLICATION PUBLICATION
(19) INDIA
(22) Date of filing of Application :14/04/2014
(21) Application No.2829/CHENP/2014 A
(43) Publication Date : 03/07/2015

(54) Title of the invention : ROUTING QUERY RESULTS

(51) International classification :G06F17/30
(31) Priority Document No :13/287997
(32) Priority Date :02/11/2011
(33) Name of priority country :U.S.A.
(86) International Application No :PCT/US2012/063134
Filing Date :02/11/2012
(87) International Publication No :WO 2013/067237
(61) Patent of Addition to Application Number :NA
Filing Date :NA
(62) Divisional to Application Number :NA
Filing Date :NA

(71)**Name of Applicant :**
1)MICROSOFT CORPORATION
Address of Applicant :One Microsoft Way Redmond Washington 98052 6399 U.S.A.
(72)**Name of Inventor :**
1)HOLM Fredrik
2)NARULA Puneet
3)POZNANSKI Victor
4)TARANOV Viktoriya

(57) Abstract :
Systems and method for routing search query results in a networked computing environment. An initial search query is reformulated into at least one sub query in accordance with one or more configurable rules. The sub query is sent to at least one information system or source and any potential hits associated with the same are optionally combined and then rendered for viewing.

No. of Pages : 24 No. of Claims : 10

(12) PATENT APPLICATION PUBLICATION
(19) INDIA
(22) Date of filing of Application :16/04/2014
(21) Application No.2906/CHENP/2014 A
(43) Publication Date : 03/07/2015

(54) Title of the invention : ANTI CD22 CHIMERIC ANTIGEN RECEPTORS

(51) International classification	:C07K19/00,C12N5/0783,A61K35/14
(31) Priority Document No	:61/549516
(32) Priority Date	:20/10/2011
(33) Name of priority country	:U.S.A.
(86) International Application No	:PCT/US2012/061025
Filing Date	:19/10/2012
(87) International Publication No	:WO 2013/059593
(61) Patent of Addition to Application Number	:NA
Filing Date	:NA
(62) Divisional to Application Number	:NA
Filing Date	:NA

(71)**Name of Applicant :**
1)THE UNITED STATES OF AMERICA AS REPRESENTED BY THE SECRETARY DEPARTMENT OF HEALTH AND HUMAN SERVICES
Address of Applicant :Office of Technology Transfer National Institutes of Health 6011 Executive Boulevard Suite 325 MSC 7660 Bethesda MD 20892 7660 U.S.A.
(72)**Name of Inventor :**
1)ORENTAS Rimas J.
2)MACKALL Crystal L.
3)PASTAN Ira H.

(57) Abstract :
The disclosure provides a chimeric antigen receptor (CAR) comprising a) an antigen binding domain of HA22 a transmembrane domain and an intracellular T cell signaling domain; or b) an antigen binding domain of BL22 a transmembrane domain and an intracellular T cell signaling domain comprising CD28 and/or CD137. Nucleic acids recombinant expression vectors host cells populations of cells antibodies or antigen binding portions thereof and pharmaceutical compositions relating to the CARs are disclosed. Methods of detecting the presence of cancer in a mammal and methods of treating or preventing cancer in a mammal are also disclosed.

No. of Pages : 52 No. of Claims : 25

(12) PATENT APPLICATION PUBLICATION
(19) INDIA
(22) Date of filing of Application :16/04/2014
(21) Application No.2907/CHENP/2014 A
(43) Publication Date : 03/07/2015

(54) Title of the invention : BENZYLATED POLYAMINE CURING AGENTS

(51) International classification :C08G59/50
(31) Priority Document No :13/242153
(32) Priority Date :23/09/2011
(33) Name of priority country :U.S.A.
(86) International Application No :PCT/US2012/039234
Filing Date :24/05/2012
(87) International Publication No :WO 2013/043241
(61) Patent of Addition to Application Number :NA
Filing Date :NA
(62) Divisional to Application Number :NA
Filing Date :NA

(71)**Name of Applicant :**
1)AIR PRODUCTS AND CHEMICALS INC.
Address of Applicant :7201 Hamilton Boulevard Allentown PA 18195 1501 U.S.A.
(72)**Name of Inventor :**
1)RAYMOND Williams Rene Edouard
2)VEDAGE Gamini Ananda

(57) Abstract :
A curing agent composition including at least one benzylated polyamine compound. The benzylated polyamine compound is a reaction product of a benzaldehyde compound or benzyl halide compound and a polyamine according to the following formula: H2N CH2 A CH2 NH2 where A is a phenylene group or a cyclohexylene group. A method for making the curing agent composition and an amine epoxy composition are also disclosed.

No. of Pages : 33 No. of Claims : 23

(12) PATENT APPLICATION PUBLICATION
(21) Application No.2983/CHENP/2014 A
(19) INDIA
(22) Date of filing of Application :21/04/2014
(43) Publication Date : 03/07/2015

(54) Title of the invention : PROCESS FOR PRODUCING A CYLINDRICAL COMPONENT MADE OF GLASS BY ELONGATION

(51) International classification :C03B37/012
(31) Priority Document No :10 2011 116 806.4
(32) Priority Date :25/10/2011
(33) Name of priority country :Germany
(86) International Application No :PCT/EP2012/070538
Filing Date :17/10/2012
(87) International Publication No :WO 2013/060606
(61) Patent of Addition to Application Number :NA
Filing Date :NA
(62) Divisional to Application Number :NA
Filing Date :NA

(71)**Name of Applicant :**
1)HERAEUS QUARZGLAS GMBH & CO. KG
Address of Applicant :Quarzstrasse 8 63450 Hanau Germany
2)FRAUNHOFER GESELLSCHAFT ZUR F–RDERUNG DER ANGEWANDTEN FORSCHUNG E.V:
(72)**Name of Inventor :**
1)BERNARD Thomas
2)HAIN Harald
3)BOGDAHN Thomas
4)GANZ Oliver

(57) Abstract :
topbottomtopbottommodelmodelovenThe following measures are proposed for the temperature control loop in order to further develop process control during elongation of a cylindrical preform such that a component strand with high dimensional accuracy can be drawn even in the presence of temperature effective defects during the elongation process: (a) the continuous measurement of a first temperature value T at an upper measuring point on the surface of the cylindrical preform; (b) the continuous measurement of a second temperature value T at a lower measuring point wherein the draw bulb or at least a part thereof extends between the upper and lower measuring points; (c) calculation of a temperature distribution over the cylindrical preform in the region between the measuring points for the first temperature value T and the second temperature value T and determination of a modelled deformation temperature T using an algorithmic model taking into account the first and the second temperature values as model input parameters and the use of the modelled deformation temperature T as a regulating variable and the use of the heating zone temperature T as a manipulated variable for the temperature control loop.

No. of Pages : 22 No. of Claims : 8

(12) PATENT APPLICATION PUBLICATION
(19) INDIA
(22) Date of filing of Application :21/04/2014
(21) Application No.2984/CHENP/2014 A
(43) Publication Date : 03/07/2015

(54) Title of the invention : PLASTER HAVING ADJUSTABLE OCCLUSION

(51) International classification :A61K9/70,A61L15/22,A61L15/44
(31) Priority Document No :10 2011 114 411.4
(32) Priority Date :26/09/2011
(33) Name of priority country :Germany
(86) International Application No :PCT/EP2012/068828
Filing Date :25/09/2012
(87) International Publication No :WO 2013/045420
(61) Patent of Addition to Application Number :NA
Filing Date :NA
(62) Divisional to Application Number :NA
Filing Date :NA

(71)**Name of Applicant :**
1)LTS LOHMANN THERAPIE SYSTEME AG
Address of Applicant :Lohmannstr. 2 56626 Andernach Germany
(72)**Name of Inventor :**
1)MLLER Walter
2)MOHR Patrick

(57) Abstract :
The invention relates to a transdermal or topical plasters that contain active ingredient comprising a non occlusive back layer a matrix composed of one or more polymer layers having at least one pharmaceutical active ingredient in one or more of the layers wherein the structure forming base polymers of the layer(s) are non occlusive or only slightly occlusive and a second polymer that has a low water vapor permeability and that is immiscible or only very slightly miscible with the base polymer is dispersed in at least one of the polymer layers.

No. of Pages : 21 No. of Claims : 15

(12) PATENT APPLICATION PUBLICATION
(21) Application No.2749/CHENP/2014 A
(19) INDIA
(22) Date of filing of Application :10/04/2014
(43) Publication Date : 03/07/2015

(54) Title of the invention : TONER DEVELOPER USING THE TONER IMAGE FORMING APPARATUS

(51) International classification :G03G9/087
(31) Priority Document No :2011227682
(32) Priority Date :17/10/2011
(33) Name of priority country :Japan
(86) International Application No :PCT/JP2012/077384
Filing Date :17/10/2012
(87) International Publication No :WO 2013/058407
(61) Patent of Addition to Application Number :NA
Filing Date :NA
(62) Divisional to Application Number :NA
Filing Date :NA

(71)**Name of Applicant :**
1)RICOH COMPANY LTD.
Address of Applicant :3 6 Nakamagome 1 chome Ohta ku Tokyo 1438555 Japan
(72)**Name of Inventor :**
1)SAKASHITA Shingo
2)NAKAYAMA Shinya
3)YAMADA Masahide
4)YAMAMOTO Atsushi
5)SANTO Hideyuki
6)NAKAJIMA Yukiko
7)AMEMORI Suzuka

(57) Abstract :
A toner including at least a crystalline resin as a binder resin wherein a tetrahydrofuran soluble content of the toner includes 5.0% or more as a peak area of a component having a molecular weight of 100 000 or greater in a molecular weight distribution measured by gel permeation chromatography and the tetrahydrofuran soluble content of the toner has a weight average molecular weight of 20 000 to 60 000.

No. of Pages : 199 No. of Claims : 13

(12) PATENT APPLICATION PUBLICATION
(19) INDIA
(22) Date of filing of Application :14/04/2014
(21) Application No.2825/CHENP/2014 A
(43) Publication Date : 03/07/2015

(54) Title of the invention : DEAD RECKONING USING PROXIMITY SENSORS

(51) International classification :G06F1/16,G06F21/16,G01C22/00
(31) Priority Document No :61/553035
(32) Priority Date :28/10/2011
(33) Name of priority country :U.S.A.
(86) International Application No :PCT/US2012/061698
Filing Date :24/10/2012
(87) International Publication No :WO 2013/063122
(61) Patent of Addition to Application Number :NA
Filing Date :NA
(62) Divisional to Application Number :NA
Filing Date :NA

(71)**Name of Applicant :**
1)QUALCOMM INCORPORATED
Address of Applicant :ATTN: International IP Administration 5775 Morehouse Drive San Diego California 92121 1714 U.S.A.
(72)**Name of Inventor :**
1)FORUTANPOUR Babak
2)SHEYNBLAT Leonid

(57) Abstract :
Various arrangements for limiting inaccuracy of dead reckoning are presented. Proximity data may be collected using a plurality of proximity sensors of a mobile device. A position of the mobile device may be determined in relation to a user using the proximity data. Whether to determine a location of the mobile device using a dead reckoning technique may be determined at least partially based on the position of the mobile device in relation to the user.

No. of Pages : 46 No. of Claims : 43

(12) PATENT APPLICATION PUBLICATION
(19) INDIA
(22) Date of filing of Application :14/04/2014
(21) Application No.2826/CHENP/2014 A
(43) Publication Date : 03/07/2015

(54) Title of the invention : ALTERNATIVE FUEL FOR INTERNAL COMBUSTION ENGINE CONTAINING BIOBUTANOL

(51) International classification :C10L1/182,C10L1/04,C10L1/02
(31) Priority Document No :1020110092854
(32) Priority Date :14/09/2011
(33) Name of priority country :Republic of Korea
(86) International Application No :PCT/KR2012/007385
Filing Date :14/09/2012
(87) International Publication No:WO 2013/039354
(61) Patent of Addition to Application Number :NA
Filing Date :NA
(62) Divisional to Application Number :NA
Filing Date :NA

(71)**Name of Applicant :**
1)LEE Yong Man
Address of Applicant :Calmsesang Pre school 343 1 Sinwol ri Seonggeo eup Seobuk gu Cheonan si Chungcheongnam do 331 835 Republic of Korea
(72)**Name of Inventor :**
1)LEE Yong Man

(57) Abstract :
The present invention relates to an alternative fuel composition for an internal combustion engine the alternative fuel for an internal combustion engine comprising: 1 88 wt% of biobutanol or a mixture of biobutanol and butanol; 3 75 wt% of a paraffin based hydrocarbon solvent; 3 35 wt% of toluene; and 6 30 wt% of xylene based on the total weight of the composition.

No. of Pages : 25 No. of Claims : 5

(12) PATENT APPLICATION PUBLICATION
(19) INDIA
(22) Date of filing of Application :16/04/2014
(21) Application No.2910/CHENP/2014 A
(43) Publication Date : 03/07/2015

(54) Title of the invention : COLOR MODIFICATION OF TEXTILE

(51) International classification :D06M16/00,C11D3/395,D06P5/06
(31) Priority Document No :PCT/CN2011/080113
(32) Priority Date :23/09/2011
(33) Name of priority country :China
(86) International Application No :PCT/CN2012/081153
Filing Date :07/09/2012
(87) International Publication No :WO 2013/040991
(61) Patent of Addition to Application Number :NA
Filing Date :NA
(62) Divisional to Application Number :NA
Filing Date :NA

(71)**Name of Applicant :**
1)NOVOZYMES A/S
Address of Applicant :Krogshoejvej 36 DK 2880 Bagsvaerd Denmark
(72)**Name of Inventor :**
1)ZHOU Yucheng
2)WANG Chu
3)KALUM Lisbeth
4)˜STERGAARD Lars Henrik
5)HUANG Wenqi

(57) Abstract :
The use of a peroxidase a source of hydrogen peroxide and a mediator for providing a modified color in the textile is described.

No. of Pages : 52 No. of Claims : 18

(12) PATENT APPLICATION PUBLICATION
(19) INDIA
(22) Date of filing of Application :16/04/2014
(21) Application No.2911/CHENP/2014 A
(43) Publication Date : 03/07/2015

(54) Title of the invention : CHITOOLIGOSACCHARIDES AND METHODS FOR USE IN ENHANCING CORN GROWTH

(51) International classification :A01N43/16
(31) Priority Document No :61/538354
(32) Priority Date :23/09/2011
(33) Name of priority country :U.S.A.
(86) International Application No :PCT/US2012/056877
Filing Date :24/09/2012
(87) International Publication No :WO 2013/044211
(61) Patent of Addition to Application Number :NA
Filing Date :NA
(62) Divisional to Application Number :NA
Filing Date :NA

(71)**Name of Applicant :**
1)NOVOZYMES BIOAG A/S
Address of Applicant :Krogshoejvej 36 DK 2880 Bagsvaerd Denmark
2)NOVOZYMES BIOLOGICALS INC.
(72)**Name of Inventor :**
1)SMITH R. Stewart
2)HABIB Ahsan

(57) Abstract :
Disclosed are methods of enhancing growth of corn plants comprising treating corn seed or the corn plant that germinates from the seed with an effective amount of at least one chitooligosaccharide wherein upon harvesting the corn plant exhibits at least one of increased plant yield measured in terms of bushels/acre increased root number increased root length increased root mass increased root volume and increased leaf area compared to untreated corn plants or corn plants harvested from untreated corn seed.

No. of Pages : 54 No. of Claims : 36

(12) PATENT APPLICATION PUBLICATION
(19) INDIA
(22) Date of filing of Application :16/04/2014
(21) Application No.2912/CHENP/2014 A
(43) Publication Date : 03/07/2015

(54) Title of the invention : COMBINATIONS OF LIPO CHITOOLIGOSACCHARIDES AND METHODS FOR USE IN ENHANCING PLANT GROWTH

(51) International classification :A01N43/16
(31) Priority Document No :61/538325
(32) Priority Date :23/09/2011
(33) Name of priority country :U.S.A.
(86) International Application No :PCT/US2012/056885
Filing Date :24/09/2012
(87) International Publication No :WO 2013/044214
(61) Patent of Addition to Application Number :NA
Filing Date :NA
(62) Divisional to Application Number :NA
Filing Date :NA

(71)**Name of Applicant :**
1)NOVOZYMES BIOAG A/S
Address of Applicant :Krogshoejvej 36 DK 2880 Bagsvaerd Denmark
2)NOVOZYMES BIOLOGICALS INC.
(72)**Name of Inventor :**
1)SMITH R. Stewart
2)HABIB Ahsan

(57) Abstract :
Disclosed are methods of enhancing plant growth comprising treating plant seed or the plant that germinates from the seed with an effective amount of at least two lipo chitooligosaccharides wherein upon harvesting the plant exhibits at least one of increased plant yield measured in terms of bushels/acre increased root number increased root length increased root mass increased root volume and increased leaf area compared to untreated plants or plants harvested from untreated seed.

No. of Pages : 59 No. of Claims : 44

(12) PATENT APPLICATION PUBLICATION
(21) Application No.2995/CHENP/2014 A
(19) INDIA
(22) Date of filing of Application :21/04/2014
(43) Publication Date : 03/07/2015

(54) Title of the invention : CATALYST AND METHOD FOR PRODUCING CHLORINE BY MEANS OF A GAS PHASE OXIDATION

(51) International classification :B01J21/06,B01J23/10,B01J37/02
(31) Priority Document No :10 2011 085 068.6
(32) Priority Date :24/10/2011
(33) Name of priority country :Germany
(86) International Application No :PCT/EP2012/070771
Filing Date :19/10/2012
(87) International Publication No :WO 2013/060628
(61) Patent of Addition to Application Number :NA
Filing Date :NA
(62) Divisional to Application Number :NA
Filing Date :NA

(71)**Name of Applicant :**
1)BAYER INTELLECTUAL PROPERTY GMBH
Address of Applicant :Alfred Nobel Str. 10 40789 Monheim Germany
(72)**Name of Inventor :**
1)SCHMIDT Timm
2)MOSER Maximilian
3)MLLER Walther

(57) Abstract :
The invention relates to known catalysts containing cerium or other catalytically active components for producing chlorine by means of a catalytic gas phase oxidation of hydrogen chloride with oxygen. A catalyst material for producing chlorine by means of a catalytic gas phase oxidation of hydrogen chloride with oxygen is described wherein the catalyst comprises at least oxide compounds of the cerium as active components and zirconium dioxide as supporting components and the catalyst is characterized by a particularly high space time yield measured in kg/L·h with respect to the reactor volume.

No. of Pages : 28 No. of Claims : 17

(12) PATENT APPLICATION PUBLICATION
(21) Application No.2905/CHENP/2014 A
(19) INDIA
(22) Date of filing of Application :16/04/2014
(43) Publication Date : 03/07/2015

(54) Title of the invention : OMNIDIRECTIONAL TURBINE

(51) International classification :F03D1/04
(31) Priority Document No :105905
(32) Priority Date :26/09/2011
(33) Name of priority country :Portugal
(86) International Application No :PCT/IB2012/055128
Filing Date :26/09/2012
(87) International Publication No :WO 2013/046134
(61) Patent of Addition to Application Number :NA
Filing Date :NA
(62) Divisional to Application Number :NA
Filing Date :NA

(71)**Name of Applicant :**
1)DE CAMPOS RUƒO DA CUNHA Ant³nio Pedro
Address of Applicant :Rua da M³ Nº 44 Madalena P 4580 255 Paredes Portugal
(72)**Name of Inventor :**
1)DE CAMPOS RUƒO DA CUNHA Ant³nio Pedro

(57) Abstract :
This invention describes a device effective in maximizing the power output of a rotor in a fluid. This turbine uses a rotor (2) similar to HAWT but placed in a vertical position enclosed in a static diffuser with the shape of an inverted wing. The motionless structure (1) is influenced by two combined flows enhancing the energy produced by the rotor (2). The rotor (2) is connected to an element of transformation of mechanical energy integrated in the structure (1) with an aerodynamic shape of an inverted wing. The system does not have an orientation mechanism with the direction of the wind since it is completely omnidirectional and presents only one movable component the rotor (2) with blades (3). The turbine may still comprise an aerodynamic deflector in a brim (6) in the upper part of the structure (1) and is divided in multi elements (9) with at least two aerodynamic elements. This invention is applicable in the energy producing energy with the micro generation as well as large power systems.

No. of Pages : 24 No. of Claims : 14

(12) PATENT APPLICATION PUBLICATION
(19) INDIA
(22) Date of filing of Application :12/01/2013
(21) Application No.299/CHENP/2013 A
(43) Publication Date : 03/07/2015

(54) Title of the invention : IDLE MODE HYBRID MOBILITY PROCEDURES IN A HETEROGENEOUS NETWORK

(51) International classification :H04W48/20
(31) Priority Document No :NA
(32) Priority Date :NA
(33) Name of priority country :NA
(86) International Application No :PCT/US2010/042018
Filing Date :14/07/2010
(87) International Publication No :WO 2012/008957
(61) Patent of Addition to Application Number :NA
Filing Date :NA
(62) Divisional to Application Number :NA
Filing Date :NA

(71)**Name of Applicant :**
1)RESEARCH IN MOTION LIMITED
Address of Applicant :295 Phillip Street Waterloo Ontario N2L 3W8 Canada
(72)**Name of Inventor :**
1)HU Rose Qingyang
2)CAI Zhijun
3)BONTU Chandra S.
4)FONG Mo Han
5)YU Yi
6)SONG Yi

(57) Abstract :
A UE comprising a processor configured to perform cell selection based on range expansion according to a cell selection criteria that considers both a control channel quality and a data channel quality and further according to a cell ranking criterion. A fall back cell selection may be provided if a coverage hole is detected.

No. of Pages : 85 No. of Claims : 48

(12) PATENT APPLICATION PUBLICATION
(19) INDIA
(22) Date of filing of Application :21/04/2014
(21) Application No.2990/CHENP/2014 A
(43) Publication Date : 03/07/2015

(54) Title of the invention : SCALING FOR FRACTIONAL SYSTEMS IN WIRELESS COMMUNICATION

(51) International classification :H04W72/04,H04W16/02
(31) Priority Document No :61/556777
(32) Priority Date :07/11/2011
(33) Name of priority country :U.S.A.
(86) International Application No :PCT/US2012/063877
Filing Date :07/11/2012
(87) International Publication No :WO 2013/070708
(61) Patent of Addition to Application Number :NA
Filing Date :NA
(62) Divisional to Application Number :NA
Filing Date :NA

(71)**Name of Applicant :**
1)QUALCOMM INCORPORATED
Address of Applicant :Attn: International Ip Administration 5775 Morehouse Drive San Diego California 92121 1714 U.S.A.
(72)**Name of Inventor :**
1)PARK Edwin C.
2)SOLIMAN Samir Salib
3)DAS Soumya

(57) Abstract :
Methods systems and devices are described for utilizing scaling factors and/or fractional bandwidth and waveforms for wireless communication. Scaling factors may be utilized to relate aspects of one subsystem with aspects of another subsystem. Embodiments may utilize portions of spectrum that may not be big enough to fit a standard waveform. Scaling factors may be utilized to generate fractional waveforms to fit these portions of spectrum. A fractional subsystem may be generated with respect to a normal subsystem or other fractional subsystem through dilating or scaling time frequency state or other aspects of the fractional subsystem with respect to time frequency state or other aspects of the normal subsystem or the other fractional subsystem. The fractional subsystem may be aligned with a normal system at different times and/or different frequencies. Scaling information may be utilized to perform measurements on another subsystem perform handoffs to another subsystem perform reselection align etc.

No. of Pages : 74 No. of Claims : 69

(12) PATENT APPLICATION PUBLICATION
(19) INDIA
(22) Date of filing of Application :21/04/2014
(21) Application No.2991/CHENP/2014 A
(43) Publication Date : 03/07/2015

(54) Title of the invention : SYSTEM AND METHOD FOR OPTIMIZING TRANSFERS OF DOWNLOADABLE CONTENT

(51) International classification :G06F15/16
(31) Priority Document No :13/300966
(32) Priority Date :21/11/2011
(33) Name of priority country :U.S.A.
(86) International Application No :PCT/US2012/063988
Filing Date :07/11/2012
(87) International Publication No :WO 2013/078008
(61) Patent of Addition to Application Number :NA
Filing Date :NA
(62) Divisional to Application Number :NA
Filing Date :NA

(71)**Name of Applicant :**
1)SONY COMPUTER ENTERTAINMENT AMERICA LLC
Address of Applicant :919 E. Hillsdale Blvd. 2nd Floor Foster City California 94404 U.S.A.
(72)**Name of Inventor :**
1)STYLES Andrew G.

(57) Abstract :
A system and method for optimizing transfers of downloadable content is described. Embodiments of the invention begin to execute downloadable content before the content is downloaded in full providing users with faster access to the content. In addition embodiments disclosed herein reduce bandwidth usage are less sensitive to consumer internet speed and are not limited by end user product storage size. The embodiments are dynamic thus expanding application of the system and method to both static and interactive content. The disclosed embodiments can be implemented with a patch or driver on the operating system of the user device rendering it unnecessary to heavily modify the source code of the content. Disclosed embodiments can also operate independent from and/or invisible to the executing content minimizing the amount of errors observed by a user when the content is displayed.

No. of Pages : 46 No. of Claims : 37

(12) PATENT APPLICATION PUBLICATION
(21) Application No.2986/CHENP/2014 A
(19) INDIA
(22) Date of filing of Application :21/04/2014
(43) Publication Date : 03/07/2015

(54) Title of the invention : SWEETENER CONTAINING LIQUID FERMENTED MILK AND METHOD FOR PRODUCING SAME

(51) International classification :A23C9/13
(31) Priority Document No :2011210233
(32) Priority Date :27/09/2011
(33) Name of priority country :Japan
(86) International Application No :PCT/JP2012/074494
Filing Date :25/09/2012
(87) International Publication No :WO 2013/047486
(61) Patent of Addition to Application Number :NA
Filing Date :NA
(62) Divisional to Application Number :NA
Filing Date :NA

(71)**Name of Applicant :**
1)MEIJI CO. LTD.
Address of Applicant :2 10 Shinsuna 1 chome Koto ku Tokyo 1368908 Japan
(72)**Name of Inventor :**
1)KAWAI Yoshitaka
2)YAMAMOTO Masashi

(57) Abstract :
[Problem] To provide a sweetener containing liquid fermented milk which shows a good balance between sweetness sourness and so on over a broad liquid temperature range of from 10C or lower to a temperature exceeding room temperature (for example 80C).
[Solution] A sweetener containing liquid fermented milk to be taken at a liquid temperature of 20C or higher which contains a high sweetness sweetener. Examples of the high sweetness sweetener include sucralose aspartame acesulfame potassium neotame and so on. A method for producing the liquid fermented milk comprises: a fermentation step for adding a lactic acid starter to a starting material of the fermented milk and thus conducting fermentation to give a curd comprising the fermented milk; a curd grinding step for grinding the curd to give a liquid fermented milk; and a sweetener adding step for mixing the liquid fermented milk with the high sweetness sweetener to give the sweetener containing liquid fermented milk.

No. of Pages : 25 No. of Claims : 6

(12) PATENT APPLICATION PUBLICATION
(19) INDIA
(22) Date of filing of Application :21/04/2014
(21) Application No.2987/CHENP/2014 A
(43) Publication Date : 03/07/2015

(54) Title of the invention : ARTICLES WITH THIN MELT COATINGS AND METHODS FOR MAKING SAME

(51) International classification :C09D133/06,C09D201/00,C09D107/00
(31) Priority Document No :61/549078
(32) Priority Date :19/10/2011
(33) Name of priority country :U.S.A.
(86) International Application No :PCT/US2012/060952
Filing Date :19/10/2012
(87) International Publication No :WO 2013/059549
(61) Patent of Addition to Application Number :NA
Filing Date :NA
(62) Divisional to Application Number :NA
Filing Date :NA

(71)**Name of Applicant :**
1)3M INNOVATIVE PROPERTIES COMPANY
Address of Applicant :3M Center Post Office Box 33427 Saint Paul MN 55133 3427 U.S.A.
(72)**Name of Inventor :**
1)HYDE Patrick D.
2)IMSANDE Jeffrey M.
3)SETH Jayshree
4)HAMER Craig E.
5)SHIPMAN Rebecca A.
6)SECOR Robert B.
7)MARTIN Michael C.
8)LOUKUSA Pentti K.

(57) Abstract :
Articles with thin caliper melt coatings of high molecular weight high viscosity materials and methods of making such coatings.

No. of Pages : 58 No. of Claims : 100

(12) PATENT APPLICATION PUBLICATION
(19) INDIA
(22) Date of filing of Application :21/04/2014
(21) Application No.2988/CHENP/2014 A
(43) Publication Date : 03/07/2015

(54) Title of the invention : ADAPTIVE FLEXIBLE BANDWIDTH WIRELESS SYSTEMS

(51) International classification	:H04W28/20,H04W16/02,H04W16/14
(31) Priority Document No	:61/556777
(32) Priority Date	:07/11/2011
(33) Name of priority country	:U.S.A.
(86) International Application No	:PCT/US2012/063880
Filing Date	:07/11/2012
(87) International Publication No	:WO 2013/070710
(61) Patent of Addition to Application Number	:NA
Filing Date	:NA
(62) Divisional to Application Number	:NA
Filing Date	:NA

(71)**Name of Applicant :**
1)QUALCOMM INCORPORATED
Address of Applicant :Attn: International IP Administration 5775 Morehouse Drive San Diego California 92121 1714 U.S.A.
(72)**Name of Inventor :**
1)SOLIMAN Samir Salib
2)GREGORY Sherman A.

(57) Abstract :
Methods systems and devices are described for providing flexible bandwidth waveforms and channels for wireless communication. Embodiments may utilize portions of spectrum that may not be large enough to fit a standard or normal waveform. Chip rates may be adapted dynamically to generate and/or to receive flexible bandwidth waveforms to fit these portions of spectrum. Scaling factors and/or center frequencies may also be utilized to generate flexible waveforms. A mobile device may receive adjustment information from a base station so that the mobile device may dynamically adjust its chip rate to utilize a flexible bandwidth channel. A base station may simultaneously transmit on a normal bandwidth channel and a flexible bandwidth channel in some cases. Some flexible bandwidth waveforms may be utilized that are larger or take more bandwidth than a normal waveform. Flexible bandwidth may also be utilized to split and/or combine frequency channels.

No. of Pages : 66 No. of Claims : 63

(12) PATENT APPLICATION PUBLICATION
(19) INDIA
(22) Date of filing of Application :21/04/2014
(21) Application No.2989/CHENP/2014 A
(43) Publication Date : 03/07/2015

(54) Title of the invention : REVERSE LINK THROUGHPUT MANAGEMENT FOR FLEXIBLE BANDWIDTH SYSTEMS

(51) International classification :H04W72/04
(31) Priority Document No :61/556777
(32) Priority Date :07/11/2011
(33) Name of priority country :U.S.A.
(86) International Application No :PCT/US2012/063893
Filing Date :07/11/2012
(87) International Publication No :WO 2013/070721
(61) Patent of Addition to Application Number :NA
Filing Date :NA
(62) Divisional to Application Number :NA
Filing Date :NA

(71)**Name of Applicant :**
1)QUALCOMM INCORPORATED
Address of Applicant :Attn: International IP Administration 5775 Morehouse Drive San Diego California 92121 1714 U.S.A.
(72)**Name of Inventor :**
1)DURAL Ozgur
2)DAS Soumya
3)PARK Edwin C.

(57) Abstract :
Methods systems and devices for increasing reverse link throughput by coordination of multiple wireless systems using reverse link blanking are provided. Some embodiments involve utilizing the bandwidth of one carrier bandwidth that partially overlaps with the bandwidth of another carrier bandwidth. This overlap may create interference. Different indicators may be utilized to prompt a device such as a mobile device to coordinate reverse link transmission blanking on at least one of the carrier bandwidths to increase throughput for the other overlapping carrier bandwidth. For example a base station may transmit such an indicator to the mobile device to prompt the transmission blanking. Some embodiments also include increasing transmission power for the overlapping carrier bandwidth during the transmission blanking of other carrier bandwidth. Some embodiments utilize flexible carrier bandwidths systems that may utilize portions of spectrum that may not be big enough to fit a normal bandwidth waveform.

No. of Pages : 80 No. of Claims : 68

(12) PATENT APPLICATION PUBLICATION
(21) Application No.2916/CHENP/2014 A
(19) INDIA
(22) Date of filing of Application :16/04/2014
(43) Publication Date : 03/07/2015

(54) Title of the invention : SPECTRAL CAMERA WITH MIRRORS FOR PROJECTING MULTIPLE ADJACENT IMAGE COPIES ONTO SENSOR ARRAY

(51) International classification :G01J3/28,G01J3/02
(31) Priority Document No :61/556050
(32) Priority Date :04/11/2011
(33) Name of priority country :U.S.A.
(86) International Application No :PCT/EP2012/071511
Filing Date :30/10/2012
(87) International Publication No :WO 2013/064512
(61) Patent of Addition to Application Number :NA
Filing Date :NA
(62) Divisional to Application Number :NA
Filing Date :NA

(71)**Name of Applicant :**
1)IMEC
Address of Applicant :Kapeldreef 75 B 3001 Leuven Belgium
(72)**Name of Inventor :**
1)GEELEN Bert
2)LAMBRECHTS Andy
3)TACK Klaas

(57) Abstract :
A spectral camera for producing a spectral output has an objective lens (10) for producing an image an array of mirrors (20) an array of filters (30) for passing a different passband of the optical spectrum for different ones of the optical channels arranged so as to project multiple of the optical channels onto different parts of the same focal plane and a sensor array (40) at the focal plane o detect the filtered image copies simultaneously. By using mirrors there may be less optical degradation and the trade off of cost with optical quality can be better. By projecting the optical channels onto different parts of the same focal plane a single sensor or coplanar multiple sensors can to be used to detect the different optical channels simultaneously which promotes simpler alignment and manufacturing.

No. of Pages : 43 No. of Claims : 19

(12) PATENT APPLICATION PUBLICATION
(19) INDIA
(22) Date of filing of Application :16/04/2014
(21) Application No.2917/CHENP/2014 A
(43) Publication Date : 03/07/2015

(54) Title of the invention : LOAD BOOT DATA

(51) International classification :G06F9/24,G06F12/00
(31) Priority Document No :NA
(32) Priority Date :NA
(33) Name of priority country :NA
(86) International Application No :PCT/US2011/057924
Filing Date :26/10/2011
(87) International Publication No :WO 2013/062543
(61) Patent of Addition to Application Number :NA
Filing Date :NA
(62) Divisional to Application Number :NA
Filing Date :NA

(71)**Name of Applicant :**
1)HEWLETT PACKARD DEVELOPMENT COMPANY L.P.
Address of Applicant :11445 Compaq Center Drive W. Houston Texas 77707 U.S.A.
(72)**Name of Inventor :**
1)BRIDEN John J.
2)THOMAS Fred Charles III
3)GASPARD Walter A.

(57) Abstract :
Embodiments herein relate to loading boot data. In an embodiment a device loads boot data from a first portion of a first non volatile memory to complete a first booting of the device. The first portion of the first non volatile memory is then released to allow the device to overwrite the first portion. Next the boot data is written to the first non volatile memory before the device enters a reduced power state. The written boot data is to be loaded from the first non volatile memory to complete a second booting of the device if the second booting is initiated.

No. of Pages : 25 No. of Claims : 15

(12) PATENT APPLICATION PUBLICATION
(19) INDIA
(22) Date of filing of Application :16/04/2014
(21) Application No.2918/CHENP/2014 A
(43) Publication Date : 03/07/2015

(54) Title of the invention : METHOD FOR PRODUCING MINERAL OIL USING SURFACTANTS BASED ON A MIXTURE OF C24 GUERBET C26 GUERBET C28 GUERBET CONTAINING HYDROCARBON ALKOXYLATES

(51) International classification :C09K8/584,C11D1/06,C11D1/29
(31) Priority Document No :11186285.0
(32) Priority Date :24/10/2011
(33) Name of priority country :EPO
(86) International Application No :PCT/EP2012/070950
Filing Date :23/10/2012
(87) International Publication No :WO 2013/060670
(61) Patent of Addition to Application Number :NA
Filing Date :NA
(62) Divisional to Application Number :NA
Filing Date :NA

(71)**Name of Applicant :**
1)BASF SE
Address of Applicant :67056 Ludwigshafen Germany
(72)**Name of Inventor :**
1)BITTNER Christian
2)OETTER G¼nter
3)TINSLEY Jack
4)SPINDLER Christian
5)ALVAREZ JRGENSON Gabriela
6)MAITRO VOGEL Sophie

(57) Abstract :
The invention relates to a surfactant mixture containing in relation to the hydrocarbon part (R)(R) CH CH at least three different ionic surfactants of general formula (I) wherein R R A k X o Y a b M have the meaning indicated in the description and the claims. The invention further relates to the use and production thereof and to aqueous surfactant formulations containing the mixtures and to a method for producing mineral oil by means of Winsor type III micro emulsion flooding in which the aqueous surfactant formulation is forced through injection wells into a mineral oil deposit and the crude oil is removed from the deposit through production wells.

No. of Pages : 28 No. of Claims : 13

(12) PATENT APPLICATION PUBLICATION
(19) INDIA
(22) Date of filing of Application :21/04/2014
(21) Application No.3000/CHENP/2014 A
(43) Publication Date : 03/07/2015

(54) Title of the invention : CHANNEL SELECTION RULES FOR SUB 1 GHZ BASIC SERVICE SETS

(51) International classification :H04W48/16
(31) Priority Document No :61/553806
(32) Priority Date :31/10/2011
(33) Name of priority country :U.S.A.
(86) International Application No :PCT/US2012/062713
Filing Date :31/10/2012
(87) International Publication No :WO 2013/066958
(61) Patent of Addition to Application Number :NA
Filing Date :NA
(62) Divisional to Application Number :NA
Filing Date :NA

(71)**Name of Applicant :**
1)QUALCOMM INCORPORATED
Address of Applicant :Attn: International IP Administration 5775 Morehouse Drive San Diego California 92121 U.S.A.
(72)**Name of Inventor :**
1)JONES Vincent Knowles IV
2)VERMANI Sameer
3)MERLIN Simone
4)SAMPATH Hemanth

(57) Abstract :
Certain aspects of the present disclosure provide methods and apparatus for the coexistence of 1 MHz and 2 MHz operation modes within a wireless communication system in accordance with IEEE 802.11ah for example. One example method generally includes scanning a plurality of channel pairs wherein each of the channel pairs comprises a first channel having a first channel designation and a second channel having a second channel designation; determining based on the scan a set of open channels from the plurality of channel pairs in which no other apparatus is operating; selecting a primary channel based on the determination; and transmitting using the selected primary channel. The selection of the primary channel involves channel selection rules disclosed herein.

No. of Pages : 50 No. of Claims : 60

(12) PATENT APPLICATION PUBLICATION
(19) INDIA
(22) Date of filing of Application :16/04/2014
(21) Application No.2919/CHENP/2014 A
(43) Publication Date : 03/07/2015

(54) Title of the invention : CHARGING DEVICE

(51) International classification :H02J7/00,H01M10/44,B60L11/18
(31) Priority Document No :2011223284
(32) Priority Date :07/10/2011
(33) Name of priority country :Japan
(86) International Application No :PCT/JP2012/073924
Filing Date :19/09/2012
(87) International Publication No :WO 2013/051391
(61) Patent of Addition to Application Number :NA
Filing Date :NA
(62) Divisional to Application Number :NA
Filing Date :NA

(71)**Name of Applicant :**
1)NISSAN MOTOR CO. LTD.
Address of Applicant :2 Takara cho Kanagawa ku Yokohama shi Kanagawa 2210023 Japan
2)OHMI SANGYO CO. LTD.
(72)**Name of Inventor :**
1)HAMADA Mitsuharu
2)TAIMA Tatsuharu
3)YANASE Hideyuki
4)YANO Yoshiaki

(57) Abstract :
This charging device (1A) to which a power conversion apparatus (11 81 3 4 5 7 9) that converts commercial power to DC power has been mounted is provided with: a core frame (14) having a horizontal cross section formed into a C shape of the two surfaces of which the surface encircled by the C shaped cross section is mounted with at least the apparatuses (3 4 5) of the power conversion apparatus that release heat; an outer housing (15a 15b) that is mounted to the core frame in a manner so as to cover the core frame; and a fan (16) that supplies cooling air to the region (A) encircled by the C shaped cross section of the core frame.

No. of Pages : 36 No. of Claims : 6

(12) PATENT APPLICATION PUBLICATION
(19) INDIA
(22) Date of filing of Application :17/04/2014

(21) Application No.2920/CHENP/2014 A
(43) Publication Date : 03/07/2015

(54) Title of the invention : MOTOR VEHICLE WITH TURN SIGNAL REPEATER GLAZING

(51) International classification :B32B17/10,B60J1/08
(31) Priority Document No :1160054
(32) Priority Date :07/11/2011
(33) Name of priority country :France
(86) International Application No :PCT/FR2012/052525
Filing Date :31/10/2012
(87) International Publication No :WO 2013/068679
(61) Patent of Addition to Application Number :NA
Filing Date :NA
(62) Divisional to Application Number :NA
Filing Date :NA

(71)**Name of Applicant :**
1)SAINT GOBAIN GLASS FRANCE
Address of Applicant :18 Avenue dAlsace F 92400 Courbevoie France
(72)**Name of Inventor :**
1)MASSAULT Laetitia
2)VERRAT DEBAILLEUL Ad¨le
3)BAUERLE Pascal
4)MILHE POUTINGON Sophie

(57) Abstract :
The present invention relates to a motor vehicle comprising at least one glazing capable of operating as a vehicle turn signal indicator said glazing comprising a first sheet (1) which is transparent with a first main face (11) a second main face (12) and an edge face (13) one or more light sources (4) each having a light emitting face (41) facing the edge face (13) the light sources (4) being connected in such a way as to emit a flashing light which is synchronized with the flashing of the other vehicle turn signal indicator lights a light extraction means (5) for extracting light at at least one zone of the first main face (11) or of the second main face (12) of the first sheet or situated within the thickness of the first sheet (1) said extraction means (5) when illuminated by the light sources (4) emitting an automotive amber light and an opacifying means (6) situated towards the inside of the vehicle in relation to the light extraction means (5) and completely concealing the light extraction means (5) to make it invisible from inside the vehicle.

No. of Pages : 19 No. of Claims : 15

(12) PATENT APPLICATION PUBLICATION
(19) INDIA
(22) Date of filing of Application :21/04/2014
(21) Application No.3002/CHENP/2014 A
(43) Publication Date : 03/07/2015

(54) Title of the invention : APPLICATION NOTIFICATION AND SERVICE SELECTION USING IN BAND SIGNALS

(51) International classification :H04W88/18,H04W76/04
(31) Priority Document No :61/555327
(32) Priority Date :03/11/2011
(33) Name of priority country :U.S.A.
(86) International Application No :PCT/US2012/063439
Filing Date :02/11/2012
(87) International Publication No :WO 2013/067443
(61) Patent of Addition to Application Number :NA
Filing Date :NA
(62) Divisional to Application Number :NA
Filing Date :NA

(71)**Name of Applicant :**
1)QUALCOMM INCORPORATED
Address of Applicant :Attn: International IP Administration 5775 Morehouse Drive San Diego California 92121 U.S.A.
(72)**Name of Inventor :**
1)YU Andy I.
2)KANDHADAI Ananthapadmanabhan Arasanipalai
3)HEIDARI Alireza Ryan
4)WANG Min
5)TOMAN Jeremy P.

(57) Abstract :
In band signaling may be used between two stations to determine the capabilities of the stations and/or send actionable information between the stations participating in the call. The in band signals are indicative that the station that is transmitting the in band signals can use in band signals as a conduit to send and/or receive various types of information and are used to probe whether the receiving station can operate similarly. If the receiving station detects and reacts to the in band signals then both stations can pass control information and data as well as enhancements between each other without any need of infrastructure upgrade and/or quality compromise to legacy phone users. Additionally or alternatively out of band interfaces and watermarking may also be used.

No. of Pages : 55 No. of Claims : 68

(12) PATENT APPLICATION PUBLICATION
(19) INDIA
(22) Date of filing of Application :21/04/2014
(21) Application No.3003/CHENP/2014 A
(43) Publication Date : 03/07/2015

(54) Title of the invention : METHOD FOR EXTRACTING PETROLEUM FROM AN UNDERGROUND DEPOSIT

(51) International classification :C09K8/504,C09K8/514,C09K8/518
(31) Priority Document No :11183814.0
(32) Priority Date :04/10/2011
(33) Name of priority country :EPO
(86) International Application No :PCT/EP2012/069450
Filing Date :02/10/2012
(87) International Publication No :WO 2013/050364
(61) Patent of Addition to Application Number :NA
Filing Date :NA
(62) Divisional to Application Number :NA
Filing Date :NA

(71)**Name of Applicant :**
1)WINTERSHALL HOLDING GMBH
Address of Applicant :Friedrich Ebert Str. 160 34119 Kassel Germany
(72)**Name of Inventor :**
1)STEHLE Vladimir
2)LEONHARDT Bernd
3)WENZKE Benjamin

(57) Abstract :
Method for extracting petroleum from an underground deposit Abstract 5 Method for extracting petroleum wherein an aqueous flood medium comprising water a glucane urea and optionally surfactants is injected into the petroleum formation and petroleum is extracted from the formation through at least one production borehole wherein the formation has a temperature of at least 60°C. The formulation forms foams under the influence of the temperature in the formation.

No. of Pages : 30 No. of Claims : 16

(12) PATENT APPLICATION PUBLICATION
(19) INDIA
(22) Date of filing of Application :17/04/2014
(21) Application No.2940/CHENP/2014 A
(43) Publication Date : 03/07/2015

(54) Title of the invention : PROCESS FOR PREPARING TRIALKYLGALLIUM COMPOUNDS

(51) International classification :C07F5/00,C23C16/00
(31) Priority Document No :10 2011 119 487.1
(32) Priority Date :28/11/2011
(33) Name of priority country :Germany
(86) International Application No :PCT/EP2012/073772
Filing Date :28/11/2012
(87) International Publication No :WO 2013/083450
(61) Patent of Addition to Application Number :NA
Filing Date :NA
(62) Divisional to Application Number :NA
Filing Date :NA

(71)**Name of Applicant :**
1)UMICORE AG & CO. KG
Address of Applicant :Rodenbacher Chaussee 4 63457 Hanau Germany
(72)**Name of Inventor :**
1)KARCH Ralf
2)RIVAS NASS Andreas
3)FREY Annika
4)BURKERT Tobias
5)WOERNER Eileen
6)DOPPIU Angelino

(57) Abstract :
The invention relates to a process for preparing trialkylgallium compounds of the general formula RGa. The process is based on the reaction of gallium trichloride (GaCh) optionally in a mixture with partially alkylated products with an alkylaluminium compound of the type RAICI (where R = C C alkyl a = 1 2 or 3 b = 0 1 or 2 and a + b = 3) in the presence of at least two alkali metal halides (e.g. NaCI and KCI) as auxiliary base. Preference is given to using alkylaluminium sesquichloride (RAICI) or trialkylaluminium (RAI). The reaction mixture is heated to a temperature in the range from 120°C to 250°C and the trialkylgallium compound formed is separated off via a separator which is operated at a temperature which is more than 30°C below the boiling point of the most volatile partially alkylated product. Complete alkylation is achieved here and partially alkylated products are recirculated to the reaction mixture. In a further step the reaction mixture can be heated to a maximum of 350°C and the remaining fully alkylated and partially alkylated products can be separated off. The process provides a high yield of trialkylgallium compound and displays high gallium utilization; the products are used e.g. as precursors for MOCVD processes.

No. of Pages : 30 No. of Claims : 24

(12) PATENT APPLICATION PUBLICATION
(19) INDIA
(22) Date of filing of Application :17/04/2014
(21) Application No.2941/CHENP/2014 A
(43) Publication Date : 03/07/2015

(54) Title of the invention : DEVICE AND METHOD FOR AUTOMATICALLY IDENTIFYING A QR CODE

(51) International classification :G06K9/18,H04B1/38
(31) Priority Document No :1020110102832
(32) Priority Date :10/10/2011
(33) Name of priority country :Republic of Korea
(86) International Application No :PCT/KR2012/008142
Filing Date :09/10/2012
(87) International Publication No :WO 2013/055069
(61) Patent of Addition to Application Number :NA
Filing Date :NA
(62) Divisional to Application Number :NA
Filing Date :NA

(71)**Name of Applicant :**
1)YEWON COMMUNICATION CO. LTD.
Address of Applicant :30 Yonsei ro Seodaemun gu Seoul 120 834 Republic of Korea
(72)**Name of Inventor :**
1)BAE So Woon
2)KIM Byoung Sun
3)YANG Sung Ho

(57) Abstract :
The present invention relates to a system and method for automatically identifying a QR code that may enable the automatic identifying and reading of one or more QR codes by capturing them once without the need to adjust a distance for identifying the one or more QR codes when a user executes a QR code identifying application installed in a mobile terminal carried by the user. The device for automatically identifying a QR code according to an embodiment of the present invention is characterized in that it comprises: an image capturing unit capturing images of QR codes including identifying points and the surrounding views of the QR codes and acquiring surrounding images including the QR codes; a QR code identifying unit transforming surrounding images including QR codes acquired by the image capturing unit into grayscale images on a pixel basis transforming the grayscale images into histograms representing a distribution chart according to brightness of each pixel setting a candidate group of pixels by extracting on the basis of the histograms only pixels having brightness concentration levels corresponding to values exceeding a threshold identifying identifying points by using the QR codes if three identifying points are conceived from the candidate group of pixels by an identifying marker and reading information on the identified QR codes; a display unit displaying the identified QR code images or the read QR code information; and a storage unit matching and storing the identified QR code images with the read QR code information.

No. of Pages : 35 No. of Claims : 13

(12) PATENT APPLICATION PUBLICATION
(21) Application No.3020/CHENP/2014 A
(19) INDIA
(22) Date of filing of Application :22/04/2014
(43) Publication Date : 03/07/2015

(54) Title of the invention : DEBLOCKING FILTERING WITH MODIFIED IMAGE BLOCK BOUNDARY STRENGTH DERIVATION

(51) International classification :H04N7/26
(31) Priority Document No :61/555805
(32) Priority Date :04/11/2011
(33) Name of priority country :U.S.A.
(86) International Application No :PCT/EP2012/071584
Filing Date :31/10/2012
(87) International Publication No :WO 2013/064547
(61) Patent of Addition to Application Number :NA
Filing Date :NA
(62) Divisional to Application Number :NA
Filing Date :NA

(71)**Name of Applicant :**
1)PANASONIC CORPORATION
Address of Applicant :1006 Oaza Kadoma Kadoma shi Osaka 571 8501 Japan
(72)**Name of Inventor :**
1)WEDI Thomas
2)KOTRA Anand
3)NARROSCHKE Matthias
4)ESENLIK Semih

(57) Abstract :
The present invention relates to an advantageous scheme for boundary strength derivation and decision processing related to deblocking filtering. More particularly the present invention improves schemes for deciding deblocking and selecting appropriate deblocking filters known in the art so as to reduce the number of calculation cycles and required memory space.

No. of Pages : 87 No. of Claims : 13

(12) PATENT APPLICATION PUBLICATION
(19) INDIA
(22) Date of filing of Application :15/04/2014
(21) Application No.2870/CHENP/2014 A
(43) Publication Date : 03/07/2015

(54) Title of the invention : METHOD FOR SYNTHESIZING PROTEINS

(51) International classification :C07K1/04,C07K1/02,C08F8/34
(31) Priority Document No :1159348
(32) Priority Date :17/10/2011
(33) Name of priority country :France
(86) International Application No :PCT/EP2012/070454
Filing Date :16/10/2012
(87) International Publication No :WO 2013/057084
(61) Patent of Addition to Application Number :NA
Filing Date :NA
(62) Divisional to Application Number :NA
Filing Date :NA

(71)**Name of Applicant :**
1)CENTRE NATIONAL DE LA RECHERCHE SCIENTIFIQUE (CNRS)
Address of Applicant :3 rue Michel Ange F 75794 Paris Cedex 16 France
(72)**Name of Inventor :**
1)MELNYK Oleg
2)RAIBAUT Laurent
3)AUCAGNE Vincent
4)DELMAS Agn¨s

(57) Abstract :
The invention relates to a method for assembling proteins from peptide fragments. Said method enables the production of proteins in a simple reliable manner that can be applied on an industrial scale. This method makes it possible to produce proteins with therapeutic or diagnostic value. The invention also relates to kits used for implementing said method for synthesizing proteins and to kits used in testing and/or diagnosis.

No. of Pages : 59 No. of Claims : 13

(12) PATENT APPLICATION PUBLICATION
(19) INDIA
(22) Date of filing of Application :17/04/2014
(21) Application No.2946/CHENP/2014 A
(43) Publication Date : 03/07/2015

(54) Title of the invention : METHOD AND APPARATUS FOR PACKET LOSS RATE BASED CODEC ADAPTATION

(51) International classification :H04L1/00,H04L1/20
(31) Priority Document No :61/550330
(32) Priority Date :21/10/2011
(33) Name of priority country :U.S.A.
(86) International Application No :PCT/US2012/060879
Filing Date :18/10/2012
(87) International Publication No :WO 2013/059499
(61) Patent of Addition to Application Number :NA
Filing Date :NA
(62) Divisional to Application Number :NA
Filing Date :NA

(71)**Name of Applicant :**
1)QUALCOMM INCORPORATED
Address of Applicant :Attn: International IP Administration 5775 Morehouse Drive San Diego California 92121 1714 U.S.A.
(72)**Name of Inventor :**
1)SWAMINATHAN Arvind
2)BALASUBRAMANIAN Srinivasan
3)KLINGENBRUNN Thomas
4)GINDE Samir V.

(57) Abstract :
A method an apparatus and a computer program product for wireless communication are provided where at a first wireless node a weighted average of a frame loss rate is determined for a plurality of frames transmitted from a second wireless node using a first codec; feedback is transmitted to the second wireless node based at least in part on the frame loss rate; and one or more frames are received from the second wireless node using a second codec responsive to transmitting the feedback. Also transmitting from a first wireless node a plurality of frames to a second wireless node using a first codec; receiving frame loss rate information from the second wireless node responsive to the transmitting; selecting a second codec based at least in part on the frame loss rate information and transmitting a second plurality of frames to the second wireless node using the second codec.

No. of Pages : 48 No. of Claims : 80

(12) PATENT APPLICATION PUBLICATION
(19) INDIA
(22) Date of filing of Application :17/04/2014
(21) Application No.2947/CHENP/2014 A
(43) Publication Date : 03/07/2015

(54) Title of the invention : SYSTEM AND METHOD OF STABILIZING CHARGE PUMP NODE VOLTAGE LEVELS

(51) International classification :H03L7/089,H03L7/06
(31) Priority Document No :13/293731
(32) Priority Date :10/11/2011
(33) Name of priority country :U.S.A.
(86) International Application No :PCT/US2012/064723
Filing Date :12/11/2012
(87) International Publication No :WO 2013/071268
(61) Patent of Addition to Application Number :NA
Filing Date :NA
(62) Divisional to Application Number :NA
Filing Date :NA

(71)**Name of Applicant :**
1)QUALCOMM INCORPORATED
Address of Applicant :Attn: International Ip Administration 5775 Morehouse Drive San Diego California 92121 U.S.A.
(72)**Name of Inventor :**
1)ZHONG Cheng
2)NAVUBOTHU Swarna L.
3)DANG Nam V.
4)KONG Xiaohua

(57) Abstract :
A method includes tracking a tuning voltage at a first circuit coupled to a first drain node of a first supply of a charge pump. The method also includes tracking the tuning voltage at a second circuit coupled to a second drain node of a second supply of the charge pump. The method further includes stabilizing a first voltage of the first drain node and a second voltage of the second drain node responsive to the tuning voltage.

No. of Pages : 37 No. of Claims : 20

(12) PATENT APPLICATION PUBLICATION
(21) Application No.2948/CHENP/2014 A
(19) INDIA
(22) Date of filing of Application :17/04/2014
(43) Publication Date : 03/07/2015

(54) Title of the invention : MOVING PICTURE ENCODING DEVICE MOVING PICTURE DECODING DEVICE MOVING PICTURE ENCODING METHOD AND MOVING PICTURE DECODING METHOD

(51) International classification :H04N7/32
(31) Priority Document No :2011239105
(32) Priority Date :31/10/2011
(33) Name of priority country :Japan
(86) International Application No :PCT/JP2012/078012
Filing Date :30/10/2012
(87) International Publication No :WO 2013/065673
(61) Patent of Addition to Application Number :NA
Filing Date :NA
(62) Divisional to Application Number :NA
Filing Date :NA

(71)**Name of Applicant :**
1)MITSUBISHI ELECTRIC CORPORATION
Address of Applicant :7 3 Marunouchi 2 chome Chiyoda ku Tokyo 1008310 Japan
(72)**Name of Inventor :**
1)HATTORI Ryoji
2)MINEZAWA Akira
3)ITANI Yusuke
4)SUGIMOTO Kazuo
5)SEKIGUCHI Shunichi
6)MORIYA Yoshimi
7)HIWASA Norimichi

(57) Abstract :
The present invention is provided with a parallel processing initiation unit (3) which divides an input image into tiles having a predetermined size and distributes the divided tiles and N number of tile encoding units (5 1 to 5 N) which perform a predictive differential encoding process on the tiles distributed by the parallel processing initiation unit (3) and generate locally decoded images. The N number of tile loop filter units (7 1 to 7 N) determine filters per tile that are suitable for filtering processes for the locally decoded images generated by the tile encoding units (5 1 to 5 N) and perform the filtering processes on the locally decoded images using the filters.

No. of Pages : 132 No. of Claims : 10

(12) PATENT APPLICATION PUBLICATION
(19) INDIA
(22) Date of filing of Application :22/04/2014
(21) Application No.3025/CHENP/2014 A
(43) Publication Date : 03/07/2015

(54) Title of the invention : FOLDING UNIT FOR POURABLE FOOD PRODUCT PACKAGING MACHINES

(51) International classification :B65B49/08,B65B61/24,B65B49/02
(31) Priority Document No :11187355.0
(32) Priority Date :31/10/2011
(33) Name of priority country :EPO
(86) International Application No :PCT/EP2012/067242
Filing Date :05/09/2012
(87) International Publication No :WO 2013/064288
(61) Patent of Addition to Application Number :NA
Filing Date :NA
(62) Divisional to Application Number :NA
Filing Date :NA

(71)**Name of Applicant :**
1)TETRA LAVAL HOLDINGS & FINANCE S.A.
Address of Applicant :70 Avenue Gnral Guisan CH 1009 Pully Switzerland
(72)**Name of Inventor :**
1)PEDRETTI Richard
2)PRADELLI Massimo
3)RIMONDI Fabrizio

(57) Abstract :
There is described a folding unit (1) for producing packages (2) of pourable food products from sealed packs (3) having each a main portion (7) and opposite end portions (8 9) of said main portion (7); each end portion (8 9) comprises a fin (17 18) and the main portion has a pair of flaps (19 20) projecting laterally; unit (1) comprises: a first movable conveying member (35) which feeds the pack (3) along a forming path (B); and folding means (24) which interact with each said pack (3) along forming path (B) to fold relative first end fin (18) onto said end portion (8) and comprise: a first member (36) movable along forming path (B) together with said conveying member (35) and defining a slot (40) receiving the end fin (18); and a second member (72) movable relative to first member (36) between a first folding position in which it engages slot (40) and a second position in which it leaves free slot (40).

No. of Pages : 45 No. of Claims : 13

(12) PATENT APPLICATION PUBLICATION
(19) INDIA
(22) Date of filing of Application :17/04/2014
(21) Application No.2943/CHENP/2014 A
(43) Publication Date : 03/07/2015

(54) Title of the invention : CHROMENE COMPOUND AND CURABLE COMPOSITION

(51) International classification	:C07D311/94,C07C323/21,C07C323/38
(31) Priority Document No	:2011207988
(32) Priority Date	:22/09/2011
(33) Name of priority country	:Japan
(86) International Application No	:PCT/JP2012/074998
Filing Date	:21/09/2012
(87) International Publication No	:WO 2013/042800
(61) Patent of Addition to Application Number	:NA
Filing Date	:NA
(62) Divisional to Application Number	:NA
Filing Date	:NA

(71)**Name of Applicant :**
1)TOKUYAMA CORPORATION
Address of Applicant :1 1 Mikage cho Shunan shi Yamaguchi 7450053 Japan
(72)**Name of Inventor :**
1)SHIMIZU Yasutomo
2)IZUMI Shinobu
3)TAKENAKA Junji
4)MOMODA Junji

(57) Abstract :
Provided is a chromene compound which has a sulfur containing substitute represented by formula (2) at the carbon atom in the 6 position and/or the 7 position of an indeno(2 1 f)naphtho(1 2 b)pyran structure. This chromene compound has excellent photochromic characteristics while exhibiting excellent stability at high temperatures. (In the formula ring X represents an aromatic hydrocarbon ring or an aromatic heterocyclic ring; each of R and R represents an alkyl group a haloalkyl group a cycloalkyl group an alkoxy group an amino group a halogen atom an aryloxy group an aryl group or a heterocyclic ring group that contains a ring member nitrogen atom and is bound to ring X to which the ring member nitrogen atom is bonded through the nitrogen atom; and a represents an integer of 0 4.)

No. of Pages : 97 No. of Claims : 8

(12) PATENT APPLICATION PUBLICATION
(19) INDIA
(22) Date of filing of Application :17/04/2014
(21) Application No.2944/CHENP/2014 A
(43) Publication Date : 03/07/2015

(54) Title of the invention : METHOD AND APPARATUS FOR TIGHTLY COUPLED LOW POWER IMAGE PROCESSING

(51) International classification :G06T1/20,H04N1/21,H04N5/335
(31) Priority Document No :13/294681
(32) Priority Date :11/11/2011
(33) Name of priority country :U.S.A.
(86) International Application No :PCT/US2012/064730
Filing Date :12/11/2012
(87) International Publication No :WO 2013/071273
(61) Patent of Addition to Application Number :NA
Filing Date :NA
(62) Divisional to Application Number :NA
Filing Date :NA

(71)**Name of Applicant :**
1)QUALCOMM INCORPORATED
Address of Applicant :Attn: International IP Administration 5775 Morehouse Drive San Diego California 92121 U.S.A.
(72)**Name of Inventor :**
1)SHEN Jian
2)CHUA EOAN Lew G.
3)HSIAO Yi Pin

(57) Abstract :
An image divided into N pixel blocks stored block wise in a camera core and transferred block wise from the camera core to a downstream processing engine local to the local memory. A direct handshaking is communicated between the camera core and the downstream processing engine in the block wise transfers. Optionally an optical sensor scanner divides the image with a scan rate N times a frame rate each scan providing a block of the frame. Optionally the block wise transfer includes a transfer through a local memory local to the camera core controlled by the direct handshaking.

No. of Pages : 37 No. of Claims : 33

(12) PATENT APPLICATION PUBLICATION
(19) INDIA
(22) Date of filing of Application :17/04/2014
(21) Application No.2945/CHENP/2014 A
(43) Publication Date : 03/07/2015

(54) Title of the invention : INCREMENTAL INTERFERENCE CANCELLATION CAPABILITY AND SIGNALING

(51) International classification :H04J11/00,H04B1/7103
(31) Priority Document No :61/556020
(32) Priority Date :04/11/2011
(33) Name of priority country :U.S.A.
(86) International Application No :PCT/US2012/062979
Filing Date :01/11/2012
(87) International Publication No :WO 2013/067130
(61) Patent of Addition to Application Number :NA
Filing Date :NA
(62) Divisional to Application Number :NA
Filing Date :NA

(71)**Name of Applicant :**
1)QUALCOMM INCORPORATED
Address of Applicant :Attn: International IP Administration 5775 Morehouse Drive San Diego CA 92121 1714 U.S.A.
(72)**Name of Inventor :**
1)LUO Tao
2)YOO Taesang
3)WEI Yongbin

(57) Abstract :
Incremental interference cancelation (IC) capability management and signaling is disclosed. A mobile device selects certain groups of its individual IC capabilities to deactivate in response to various operating conditions it is experiencing. The mobile device reports its currently active IC capability to a serving base station which uses information to determine whether to modify any existing communication conditions with respect to the reporting mobile device. The base station detects and analyzes the current communication conditions with respect to the reporting mobile device in light of the mobile device s currently active IC capabilities. The base station may modify such conditions through actions such as signaling the mobile device to activate or deactivate certain other groups of IC capabilities. The base station can make other modifications such as changing the communication schedule for the mobile device modifying the control loop for channel quality indicator (CQI) reporting and the like.

No. of Pages : 46 No. of Claims : 40

(12) PATENT APPLICATION PUBLICATION
(19) INDIA
(22) Date of filing of Application :22/04/2014
(21) Application No.3027/CHENP/2014 A
(43) Publication Date : 03/07/2015

(54) Title of the invention : A CONVEYOR FOR AN ARTICLE HANDLING UNIT IN PARTICULAR FOR A FOLDING UNIT FOR PRODUCING PACKAGES OF POURABLE FOOD PRODUCTS

(51) International classification	:B65B35/58,B65B43/52,B65G47/244
(31) Priority Document No	:11187350.1
(32) Priority Date	:31/10/2011
(33) Name of priority country	:EPO
(86) International Application No	:PCT/EP2012/067243
Filing Date	:05/09/2012
(87) International Publication No	:WO 2013/064289
(61) Patent of Addition to Application Number	:NA
Filing Date	:NA
(62) Divisional to Application Number	:NA
Filing Date	:NA

(71)**Name of Applicant :**
1)TETRA LAVAL HOLDINGS & FINANCE S.A.
Address of Applicant :70 avenue Gnral Guisan CH 1009 Pully Switzerland
(72)**Name of Inventor :**
1)PEDRETTI Richard
2)MICHELINI Massimiliano
3)PRADELLI Massimo
4)CATELLANI Andrea
5)SANTI Franco
6)RIMONDI Fabrizio
7)GALATA Alessandro

(57) Abstract :
There is described a conveyor (34) for an article handling unit (1) comprising an endless transport element (60) fed with a plurality of articles (3 2) at an input station (21) and advancing the articles (3 2) along a handling path (B) to an output station (22); the transport element (60) is formed by a plurality of modules (35) each comprising a supporting member (36) adapted to receive in use a relative article (3 2) to be handled; each module (35) further comprises a rotating element (100) mounted in a rotatable manner onto the supporting member (36) to produce a change of orientation of the relative article (3 2) before to release it at the output station (22).

No. of Pages : 52 No. of Claims : 16

(12) PATENT APPLICATION PUBLICATION
(19) INDIA
(22) Date of filing of Application :11/04/2014
(21) Application No.2795/CHENP/2014 A
(43) Publication Date : 03/07/2015

(54) Title of the invention : METHODS AND COMPOSITIONS FOR INDUCING SATIETY

(51) International classification :A23L1/29,A23L1/308,A23L1/0534
(31) Priority Document No :61/549025
(32) Priority Date :19/10/2011
(33) Name of priority country :U.S.A.
(86) International Application No :PCT/US2012/059713
Filing Date :11/10/2012
(87) International Publication No :WO 2013/059064
(61) Patent of Addition to Application Number :NA
Filing Date :NA
(62) Divisional to Application Number :NA
Filing Date :NA

(71)**Name of Applicant :**
1)DOW GLOBAL TECHNOLOGIES LLC
Address of Applicant :2040 Dow Center Midland MI 48674 U.S.A.
(72)**Name of Inventor :**
1)ADDEN Roland
2)KNARR Matthias
3)HUEBNER Britta
4)SAMMLER Robert L.

(57) Abstract :
A flowable or spoonable medicament food food ingredient or food supplement is useful for inducing satiety. It comprises (a) one or more mono di and/or oligosaccharides and (b) a methylcellulose wherein the methylcellulose has anhydroglucose units joined by 1 4 linkages wherein hydroxy groups of anhydroglucose units are substituted with methyl groups such that s23/s26 is from 0.17 to 0.36 wherein s23 is the molar fraction of anhydroglucose units wherein only the two hydroxy groups in the 2 and 3 positions of the anhydroglucose unit are substituted with methyl groups and wherein s26 is the molar fraction of anhydroglucose units wherein only the two hydroxy groups in the 2 and 6 positions of the anhydroglucose unit are substituted with methyl groups.

No. of Pages : 36 No. of Claims : 15

(12) PATENT APPLICATION PUBLICATION
(19) INDIA
(22) Date of filing of Application :17/04/2014
(21) Application No.2956/CHENP/2014 A
(43) Publication Date : 03/07/2015

(54) Title of the invention : VOLTAGE CONTROLLED OSCILLATORS HAVING LOW PHASE NOISE

(51) International classification :H03B5/18
(31) Priority Document No :13/278052
(32) Priority Date :20/10/2011
(33) Name of priority country :U.S.A.
(86) International Application No :PCT/US2011/061674
Filing Date :21/11/2011
(87) International Publication No :WO 2013/058784
(61) Patent of Addition to Application Number :NA
Filing Date :NA
(62) Divisional to Application Number :NA
Filing Date :NA

(71)**Name of Applicant :**
1)QUALCOMM INCORPORATED
Address of Applicant :ATTN: International IP Administration 5775 Morehouse Drive San Diego California 92121 1714 U.S.A.
(72)**Name of Inventor :**
1)TERROVITIS Emmanouil

(57) Abstract :
This disclosure involves systems for providing an oscillatory circuit having low phase noise featuring arrays of complementary VCO pairs connected in parallel sharing segments of single turn inductor coils.

No. of Pages : 16 No. of Claims : 21

(12) PATENT APPLICATION PUBLICATION
(19) INDIA
(22) Date of filing of Application :17/04/2014
(21) Application No.2957/CHENP/2014 A
(43) Publication Date : 03/07/2015

(54) Title of the invention : TIME OF ARRIVAL BASED POSITIONING SYSTEM

(51) International classification :H04W64/00
(31) Priority Document No :13/236172
(32) Priority Date :19/09/2011
(33) Name of priority country :U.S.A.
(86) International Application No :PCT/US2012/056046
Filing Date :19/09/2012
(87) International Publication No :WO 2013/043681
(61) Patent of Addition to Application Number :NA
Filing Date :NA
(62) Divisional to Application Number :NA
Filing Date :NA

(71)**Name of Applicant :**
1)QUALCOMM INCORPORATED
Address of Applicant :5775 Morehouse Drive San Diego CA 92121 U.S.A.
(72)**Name of Inventor :**
1)ZHANG Xiaoxin
2)ZHANG Ning

(57) Abstract :
A TOA positioning system can be implemented that employs a calculated initial location of a wireless network device. For each of a plurality of reference wireless network devices a distance between the wireless network device and the reference wireless network device is determined based at least in part on a round trip transit time between the wireless network device and the reference wireless network device. An initial location of the wireless network device can be calculated based at least in part on a location of each of the plurality of reference wireless network devices. A location of the wireless network device can be estimated based at least in part on the calculated initial location the distance to each of the reference wireless network devices and an initial distance calibration constant.

No. of Pages : 52 No. of Claims : 27

(12) PATENT APPLICATION PUBLICATION
(19) INDIA
(22) Date of filing of Application :17/04/2014
(21) Application No.2958/CHENP/2014 A
(43) Publication Date : 03/07/2015

(54) Title of the invention : SEGMENTED CACHES

(51) International classification :G06F12/08,G06F12/00
(31) Priority Document No :NA
(32) Priority Date :NA
(33) Name of priority country :NA
(86) International Application No :PCT/US2011/057913
Filing Date :26/10/2011
(87) International Publication No :WO 2013/062542
(61) Patent of Addition to Application Number :NA
Filing Date :NA
(62) Divisional to Application Number :NA
Filing Date :NA

(71)**Name of Applicant :**
1)HEWLETT PACKARD DEVELOPMENT COMPANY
Address of Applicant :11445 Compaq Center Drive W. Houston Texas 77070 U.S.A.
(72)**Name of Inventor :**
1)THOMAS Fred Charles III
2)GASPARD Walter A.
3)SO Chi W.

(57) Abstract :
Embodiments herein relate to segmenting and pinning a first non volatile memory to store cache information. In an embodiment the first non volatile memory is divided into a plurality of segments. Then a first type of software of a plurality of types of software is pinned to a first segment of the plurality of segments. The first pinned segment stores the cache information associated with the first type of software.

No. of Pages : 33 No. of Claims : 15

(12) PATENT APPLICATION PUBLICATION
(19) INDIA
(22) Date of filing of Application :22/04/2014
(21) Application No.3032/CHENP/2014 A
(43) Publication Date : 03/07/2015

(54) Title of the invention : STEERING WHEEL

(51) International classification :B62D1/08,B60R21/203,B60R21/217
(31) Priority Document No :2011262773
(32) Priority Date :30/11/2011
(33) Name of priority country :Japan
(86) International Application No :PCT/JP2012/078641
Filing Date :05/11/2012
(87) International Publication No :WO 2013/080753
(61) Patent of Addition to Application Number :NA
Filing Date :NA
(62) Divisional to Application Number :NA
Filing Date :NA

(71)**Name of Applicant :**
1)AUTOLIV DEVELOPMENT AB
Address of Applicant :SE 447 83 Vargarda Sweden
(72)**Name of Inventor :**
1)UEKI Akira
2)SATO Shinsuke

(57) Abstract :
An object of the present invention is to enable accurate positioning and provide a uniform gap between a cover and a steering wheel. A steering wheel includes a steering wheel main body 2, an airbag module 3, and a horn switch device . Long holes for positioning 2e to 2g are provided in a cored bar section 2b of the steering wheel main body 2. Positioning pins 3e are provided in the airbag module 3. The long holes for positioning 2e to 2g have length LI in longitudinal directions larger than width dl of the positioning pins 3e and are arranged such that longitudinal directions of the long hole for positioning 2e and the long holes for positioning 2f and 2g are different from each other. In an attached state, the positioning pins 3e are inserted through the long holes for positioning 2e to 2g and at least a part of the positioning pins 3e are in contact with side surfaces 2eb to 2gb of the long holes for positioning 2e to 2g in a direction orthogonal to the longitudinal directions.

No. of Pages : 41 No. of Claims : 31

(12) PATENT APPLICATION PUBLICATION
(19) INDIA
(22) Date of filing of Application :17/04/2014
(21) Application No.2952/CHENP/2014 A
(43) Publication Date : 03/07/2015

(54) Title of the invention : METHOD FOR IMPROVING PHYSICAL PROPERTIES IN THE MANUFACTURE OF PIPES PREINSULATED WITH PLASTIC

(51) International classification	:B29C44/12,B29C44/58,F16L59/14
(31) Priority Document No	:11186136.5
(32) Priority Date	:21/10/2011
(33) Name of priority country	:EPO
(86) International Application No	:PCT/EP2012/070710
Filing Date	:19/10/2012
(87) International Publication No	:WO 2013/057227
(61) Patent of Addition to Application Number	:NA
Filing Date	:NA
(62) Divisional to Application Number	:NA
Filing Date	:NA

(71)**Name of Applicant :**
1)BASF SE
Address of Applicant :67056 Ludwigshafen Germany
(72)**Name of Inventor :**
1)ELLERSIEK Carsten

(57) Abstract :
The present invention relates to a method for manufacturing insulated pipes comprising the steps of (A) provisioning a service pipe and a jacket pipe wherein the service pipe is arranged within the jacket pipe and an annular gap with ends E1 and E2 is formed between the service pipe and the jacket pipe; (B) introducing a polyurethane system comprising at least one isocyanate component (a) and at least one polyol mixture (b) at end E1 of the annular gap; and (C) the foaming and curing of the polyurethane system wherein the annular gap is closed at end E2 by a cap said cap having openings adjustable in size; a cap having openings that are adjustable in size; the use of this cap for the production of insulated pipes; and an insulated pipe which can be manufactured by the method according to the invention as described above.

No. of Pages : 18 No. of Claims : 9

(12) PATENT APPLICATION PUBLICATION
(21) Application No.2953/CHENP/2014 A
(19) INDIA
(22) Date of filing of Application :17/04/2014
(43) Publication Date : 03/07/2015

(54) Title of the invention : EMULSIFYING AGENT FOR EMULSION POLYMERIZATION

(51) International classification :C08F2/26,C08F290/06
(31) Priority Document No :2011230981
(32) Priority Date :20/10/2011
(33) Name of priority country :Japan
(86) International Application No :PCT/JP2012/073772
Filing Date :18/09/2012
(87) International Publication No :WO 2013/058046
(61) Patent of Addition to Application Number :NA
Filing Date :NA
(62) Divisional to Application Number :NA
Filing Date :NA

(71)**Name of Applicant :**
1)DAI ICHI KOGYO SEIYAKU CO. LTD.
Address of Applicant :55 Nishishichijo Higashikubo cho Shimogyo ku kyoto shi Kyoto 6008873 Japan
(72)**Name of Inventor :**
1)Ogasawara Asako
2)Hashimoto Masayuki

(57) Abstract :
An emulsifying agent for reactive emulsion polymerization which is composed of a compound represented by general formula (I) enables achievement of good polymerization stability during emulsion polymerization and is capable of remarkably improving water resistance adhesion heat resistance weather resistance and the like of a polymer film that is obtained using the emulsifying agent. In formula (I) D represents a polymerizable unsaturated group represented by chemical formula D 1 or D 2; m1 represents a number not less than 1; R represents an alkyl group having 1 12 carbon atoms; m2 represents a number of 0 4 with the total of m1 and m2 being 1 5; R represents a hydrocarbon group having 6 30 carbon atoms; A represents an alkylene group having 2 4 carbon atoms or a substituted alkylene group; n represents an average mole number of added alkylene oxides which is within the range of 0 1 000; and X represents a hydrogen atom or an anionic hydrophilic group selected from among (CH) SOM (CH) COOM POM P(Z)OM and CO CH CH(SOM) COOM. In chemical formula D 1 and chemical formula D 2 R represents a hydrogen atom or a methyl group.

No. of Pages : 30 No. of Claims : 4

(12) PATENT APPLICATION PUBLICATION
(19) INDIA
(22) Date of filing of Application :22/04/2014
(21) Application No.3029/CHENP/2014 A
(43) Publication Date : 03/07/2015

(54) Title of the invention : GRANULES COMPRISING AN ACTIVE SUBSTANCE

(51) International classification :A61Q13/00,A61K8/02,A61K8/25
(31) Priority Document No :11186226.4
(32) Priority Date :21/10/2011
(33) Name of priority country :EPO
(86) International Application No :PCT/EP2012/070616
Filing Date :18/10/2012
(87) International Publication No :WO 2013/057168
(61) Patent of Addition to Application Number :NA
Filing Date :NA
(62) Divisional to Application Number :NA
Filing Date :NA

(71)**Name of Applicant :**
1)FIRMENICH SA
Address of Applicant :1 route des Jeunes PO Box 239 CH 1211 Geneva 8 Switzerland
(72)**Name of Inventor :**
1)BEAUSSOUBRE Pascal
2)BOUQUERAND Pierre Etienne
3)MEYER Fran§ois
4)THIEBAUT Nathalie
5)WONG Kenneth

(57) Abstract :
The present invention relates to granules comprising an active substance obtained by spray drying an emulsion comprising said active substance solid particles water and a water soluble biopolymer having a molecular weight below 100 KDa. The invention further relates to a process for obtaining such granules and to products containing them.

No. of Pages : 27 No. of Claims : 15

(12) PATENT APPLICATION PUBLICATION
(19) INDIA
(22) Date of filing of Application :14/01/2013
(21) Application No.303/CHENP/2013 A
(43) Publication Date : 03/07/2015

(54) Title of the invention : METHODS AND APPARATUS TO TRANSMIT UPLINK ALLOCATION INDICATORS IN WIRELESS COMMUNICATIONS

(51) International classification :H04W72/12,H04W52/00,H04L5/00
(31) Priority Document No :12/841863
(32) Priority Date :22/07/2010
(33) Name of priority country :U.S.A.
(86) International Application No :PCT/IB2011/052886
Filing Date :30/06/2011
(87) International Publication No :WO 2012/011000
(61) Patent of Addition to Application Number :NA
Filing Date :NA
(62) Divisional to Application Number :NA
Filing Date :NA

(71)**Name of Applicant :**
1)RESEARCH IN MOTION LIMITED
Address of Applicant :295 Phillip Street Waterloo Ontario N2L 3W8 Canada
(72)**Name of Inventor :**
1)HOLE David Philip
2)SNOW Christopher Harris
3)ABDEL SAMAD Ayman Ahmed
4)ARORA Dinesh Kumar
5)ALMALKI Nazih

(57) Abstract :
Example methods and apparatus to transmit uplink allocation indicators in wireless communications are disclosed. A disclosed example method involves sending a first assignment message indicative of first radio block periods assigned to the mobile station for downlink communications. At least one of the first assigned radio block periods is separated from a next occurring one of the first assigned radio block periods by at least a first non assigned radio block period. In addition the example method involves sending a second assignment message indicative of second radio block periods assigned to the mobile station for uplink communications. At least one of the second assigned radio block periods is separated from a next occurring one of the second assigned radio block periods by at least a second non assigned radio block period. The example method also involves sending an uplink allocation indicator to the mobile station during one of the first radio block periods assigned for downlink communications with the mobile station. The uplink allocation indicator allocates an uplink radio block to the mobile station in at least one of the second radio block periods.

No. of Pages : 75 No. of Claims : 12

(12) PATENT APPLICATION PUBLICATION
(19) INDIA
(22) Date of filing of Application :11/01/2013
(21) Application No.288/CHENP/2013 A
(43) Publication Date : 03/07/2015

(54) Title of the invention : HANDHELD FIELD MAINTENANCE TOOL WITH SIMULATION OF FIELD DEVICE FOR INSTRUCTION OR QUALIFICATION

(51) International classification :G05B19/042,G06F1/16,G09B9/00
(31) Priority Document No :61/368477
(32) Priority Date :28/07/2010
(33) Name of priority country :U.S.A.
(86) International Application No :PCT/US2011/045676
Filing Date :28/07/2011
(87) International Publication No :WO 2012/016010
(61) Patent of Addition to Application Number :NA
Filing Date :NA
(62) Divisional to Application Number :NA
Filing Date :NA

(71)**Name of Applicant :**
1)FISHER ROSEMOUNT SYSTEMS INC.
Address of Applicant :12301 Research Boulevard Research Park Plaza Building III Austin TX 78759 U.S.A.
(72)**Name of Inventor :**
1)MATHIOWETZ Brad N.
2)KANTZES Christopher P.
3)TOEPKE Todd M.
4)YANG Kun
5)LUND Adam E.

(57) Abstract :
A handheld field maintenance tool (52 102) includes a training mode. The handheld field maintenance tool (52 102) has a process communication module (121 138) operably coupleable to a field device (22 23 104) a user interface (156) and a controller (130) coupled to the process communication module (121 138) and the user interface (156). The controller (130) is configured to interact with a user through the user interface (156) and is configured to provide a simulation function where at least one characteristic of the field device (22 23 104) indicated through the user interface (156) is generated by the controller (130) instead of the field device (22 23 104).

No. of Pages : 25 No. of Claims : 20

(12) PATENT APPLICATION PUBLICATION
(19) INDIA
(22) Date of filing of Application :17/04/2014
(21) Application No.2959/CHENP/2014 A
(43) Publication Date : 03/07/2015

(54) Title of the invention : BENZOXAZOLINONE COMPOUNDS WITH SELECTIVE ACTIVITY IN VOLTAGE GATED SODIUM CHANNELS

(51) International classification :A61K31/423,C07D263/54
(31) Priority Document No :61/552885
(32) Priority Date :28/10/2011
(33) Name of priority country :U.S.A.
(86) International Application No :PCT/US2012/062207
Filing Date :26/10/2012
(87) International Publication No :WO 2013/063459
(61) Patent of Addition to Application Number :NA
Filing Date :NA
(62) Divisional to Application Number :NA
Filing Date :NA

(71)**Name of Applicant :**
1)MERCK SHARP & DOHME CORP.
Address of Applicant :126 East Lincoln Avenue Rahway New Jersey 07065 0907 U.S.A.
(72)**Name of Inventor :**
1)LAYTON Mark E.
2)PERO Joseph E.
3)FIJI Hannah
4)KELLY Michael J. III
5)DE LEON Pablo
6)ROSSI Michael A.
7)GILBERT Kevin F.
8)ROECKER Anthony J.
9)ZHAO Zhijian
10)MERCER Swati Pal
11)WOLKENBERG Scott
12)MULHEARN James
13)ZHAO Lianyun
14)LI Dansu

(57) Abstract :
Disclosed are compounds of Formula (A) or a salt thereof wherein Het R and R are defined herein which have properties for blocking Na 1.7 ion channels found in peripheral and sympathetic neurons. Also described are pharmaceutical formulations comprising the compounds of Formula (A) or their salts and methods of treating neuropathic pain disorders using the same.

No. of Pages : 147 No. of Claims : 19

(12) PATENT APPLICATION PUBLICATION
(19) INDIA
(22) Date of filing of Application :11/01/2013
(21) Application No.296/CHENP/2013 A
(43) Publication Date : 03/07/2015

(54) Title of the invention : SYSTEM AND METHOD FOR SYNCHRONIZATION TRACKING IN AN IN BAND MODEM

(51) International classification :H04L7/04,G10L19/00,H04B14/04
(31) Priority Document No :61/368624
(32) Priority Date :28/07/2010
(33) Name of priority country :U.S.A.
(86) International Application No :PCT/US2011/045570
Filing Date :27/07/2011
(87) International Publication No :WO 2012/015947
(61) Patent of Addition to Application Number :NA
Filing Date :NA
(62) Divisional to Application Number :NA
Filing Date :NA

(71)**Name of Applicant :**
1)QUALCOMM Incorporated
Address of Applicant :Attn: International Ip Administration 5775 Morehouse Drive San Diego CA 92121 U.S.A.
(72)**Name of Inventor :**
1)SGRAJA Christian
2)PIETSCH Christian Bernhard
3)WERNER Marc W.
4)JOETTEN Christoph A.

(57) Abstract :
Processing the synchronization of an inband modem to detect sample slip conditions is disclosed. Correlations and decision logic reliably detect the sample slip condition while minimizing the number of false alarms.

No. of Pages : 62 No. of Claims : 23

(12) PATENT APPLICATION PUBLICATION
(19) INDIA
(22) Date of filing of Application :17/04/2014
(21) Application No.2960/CHENP/2014 A
(43) Publication Date : 03/07/2015

(54) Title of the invention : PLASMA SPRAY METHOD

(51) International classification :C23C4/12,C23C4/16
(31) Priority Document No :102011085324.3
(32) Priority Date :27/10/2011
(33) Name of priority country :Germany
(86) International Application No :PCT/EP2012/069420
Filing Date :02/10/2012
(87) International Publication No :WO 2013/060552
(61) Patent of Addition to Application Number :NA
Filing Date :NA
(62) Divisional to Application Number :NA
Filing Date :NA

(71)**Name of Applicant :**
1)FORD GLOBAL TECHNOLOGIES LLC
Address of Applicant :Fairlane Plaza South Suite 800 330 Town Center Drive Dearborn Michigan 48126 U.S.A.
(72)**Name of Inventor :**
1)SCHRAMM Leander
2)VERPOORT Clemens Maria
3)COOK David

(57) Abstract :
The invention relates to a method for producing a coating using thermal spraying in particular using plasma spraying in which a component in particular a cylinder liner is coated internally with an alloy a plasma nozzle (3) to which a plasma gas (5) and a transport gas (9) are fed rotating about a wire (4) and being movable along a longitudinal axis of the borehole (16) so that the borehole (16) is coated all around from inside seen in the axial direction of the borehole (16). The invention proposes a variable gas flow and/or a variable flow rate of the transport gas (9) and/or of the plasma gas (5) the flow rate along the axial length (x) of the borehole (16) that is to be coated being adjustable.

No. of Pages : 12 No. of Claims : 8

(12) PATENT APPLICATION PUBLICATION
(21) Application No.3035/CHENP/2014 A
(19) INDIA
(22) Date of filing of Application :22/04/2014
(43) Publication Date : 03/07/2015

(54) Title of the invention : BED MOUNTABLE EXERCISE APPARATUS

(51) International classification :A63B21/02
(31) Priority Document No :61/539735
(32) Priority Date :27/09/2011
(33) Name of priority country :U.S.A.
(86) International Application No :PCT/US2012/057306
Filing Date :26/09/2012
(87) International Publication No :WO 2013/049183
(61) Patent of Addition to Application Number :NA
Filing Date :NA
(62) Divisional to Application Number :NA
Filing Date :NA

(71)**Name of Applicant :**
1)DREAMFIT LLC
Address of Applicant :184 Bertha Place Staten Island NY 10301 U.S.A.
(72)**Name of Inventor :**
1)CARUSO Grace
2)LUTFY Andre

(57) Abstract :
Various embodiments relate to an exercise assembly and an exercise bed assembly. The exercise assembly includes a band configured to be fitted around the circumference of a bed mattress or support frame and includes areas to which exercise bands can be attached. One or more exercise bands can be attached so that a user can perform various bodyweight exercises. The exercise bands can be reset in various combinations in order to enable a user to complete different exercises. In some embodiments the exercise assembly can also include reinforcements that are connected at multiple points of the band. In some instances the reinforcements cover a side of the bed.

No. of Pages : 23 No. of Claims : 20

(12) PATENT APPLICATION PUBLICATION
(19) INDIA
(22) Date of filing of Application :22/04/2014
(21) Application No.3036/CHENP/2014 A
(43) Publication Date : 03/07/2015

(54) Title of the invention : TRANSFER DEVICE FOR TRANSFERRING SEALED PACKAGES OF A POURABLE FOOD PRODUCT AND METHOD OF REMOVING FALLEN SEALED PACKAGES FROM THE TRANSFER DEVICE

(51) International classification :B65G47/256,B65G47/51,B65B61/28
(31) Priority Document No :11187352.7
(32) Priority Date :31/10/2011
(33) Name of priority country :EPO
(86) International Application No :PCT/EP2012/067246
Filing Date :05/09/2012
(87) International Publication No :WO 2013/064292
(61) Patent of Addition to Application Number :NA
Filing Date :NA
(62) Divisional to Application Number :NA
Filing Date :NA

(71)**Name of Applicant :**
1)TETRA LAVAL HOLDINGS & FINANCE S.A.
Address of Applicant :70 Avenue Gnral Guisan CH 1009 Pully Switzerland
(72)**Name of Inventor :**
1)PEDRETTI Richard
2)CATELLANI Andrea

(57) Abstract :
There is disclosed a transfer device (1) for transferring sealed packages (2) of a pourable food product comprising transporting means (5) for conveying packages (2) along an at least partly curved path (P); transfer device (1) also comprises a through opening (20) which is arranged on one side of path (P) and is adapted to allow the discharge of packages (2) that have fallen along path (P).

No. of Pages : 24 No. of Claims : 15

(12) PATENT APPLICATION PUBLICATION
(21) Application No.2967/CHENP/2014 A
(19) INDIA
(22) Date of filing of Application :21/04/2014
(43) Publication Date : 03/07/2015

(54) Title of the invention : MULTI AXIS MARKER LOCATOR

(51) International classification :G06K17/00,G08C17/02
(31) Priority Document No :13/278991
(32) Priority Date :21/10/2011
(33) Name of priority country :U.S.A.
(86) International Application No :PCT/US2012/058524
Filing Date :03/10/2012
(87) International Publication No :WO 2013/058984
(61) Patent of Addition to Application Number :NA
Filing Date :NA
(62) Divisional to Application Number :NA
Filing Date :NA

(71)**Name of Applicant :**
1)3M INNOVATIVE PROPERTIES COMPANY
Address of Applicant :3M Center Post Office Box 33427 Saint Paul Minnesota 55133 3427 U.S.A.
(72)**Name of Inventor :**
1)DOANY Ziyad H.
2)PARKINSON Timothy A.

(57) Abstract :
A portable locator for locating an obscured marker. The locator includes a portable locator housing a first antenna disposed within the housing a second antenna disposed orthogonally to the antenna within the housing; and a processor. The processor is configured to interact with each of the first and second antennas such that each of the first and second antennas is configured to transmit and receive signals. The locator may include more than two antennas and may include multiple sets of antennas.

No. of Pages : 23 No. of Claims : 20

(12) PATENT APPLICATION PUBLICATION
(21) Application No.2968/CHENP/2014 A
(19) INDIA
(22) Date of filing of Application :21/04/2014
(43) Publication Date : 03/07/2015

(54) Title of the invention : GOAL DRIVEN HUMAN MACHINE INTERFACE

(51) International classification :G05B19/042
(31) Priority Document No :11186411.2
(32) Priority Date :24/10/2011
(33) Name of priority country :EPO
(86) International Application No :PCT/EP2012/071089
Filing Date :24/10/2012
(87) International Publication No :WO 2013/060747
(61) Patent of Addition to Application Number :NA
Filing Date :NA
(62) Divisional to Application Number :NA
Filing Date :NA

(71)**Name of Applicant :**
1)TETRA LAVAL HOLDINGS & FINANCE S.A.
Address of Applicant :Avenue General Guisan 70 CH 1009 Pully Switzerland
(72)**Name of Inventor :**
1)FIORI Mauro

(57) Abstract :
Disclosed herein is a Human Machine Interface (HMI) for an industrial equipment. The HMI comprises a display unit and a display control unit which is coupled with the display unit and is couplable also with the equipment control unit to acquire therefrom data indicative of the current operating state assumed by the industrial equipment. The display control unit is configured to store: a list of the user selectable goals achievable by the industrial equipment; and for each user selectable goal a list of the operating states from which said user selectable goal is achievable and a list of the user selectable functions associated with said user selectable goal. The display control unit is further configured to display on the display unit: the user selectable goals which are achievable from the current operating state; and in response to a selection of a displayed goal only user selectable functions which are associated with the selected goal.

No. of Pages : 49 No. of Claims : 6

(12) PATENT APPLICATION PUBLICATION
(19) INDIA
(22) Date of filing of Application :21/04/2014
(21) Application No.2969/CHENP/2014 A
(43) Publication Date : 03/07/2015

(54) Title of the invention : METHODS OF FORMING ARRAYS OF FUEL CELLS ON A COMPOSITE SURFACE

(51) International classification :H01M8/02
(31) Priority Document No :61/538526
(32) Priority Date :23/09/2011
(33) Name of priority country :U.S.A.
(86) International Application No :PCT/US2012/056648
Filing Date :21/09/2012
(87) International Publication No :WO 2013/044083
(61) Patent of Addition to Application Number :NA
Filing Date :NA
(62) Divisional to Application Number :NA
Filing Date :NA

(71)**Name of Applicant :**
1)SOCIETE BIC
Address of Applicant :14 Rue Jeanne DAsnieres F 92611 Clichy France
(72)**Name of Inventor :**
1)COONEY Erin
2)SOBEJKO Paul
3)SCHROOTEN Jeremy

(57) Abstract :
Methods of manufacturing a fuel cell array that include selectively removing portions of a coating layer from a composite layer. The composite layer includes a first surface and a second surface and a first coating is disposed over at least a portion of the first surface. A laser or mechanical tool is used to selectively remove portions of the first coating to form discontinuity regions at predetermined positions in the first coating.

No. of Pages : 35 No. of Claims : 29

(12) PATENT APPLICATION PUBLICATION
(21) Application No.3045/CHENP/2014 A
(19) INDIA
(22) Date of filing of Application :23/04/2014
(43) Publication Date : 03/07/2015

(54) Title of the invention : A UNIT FOR STERILIZING A WEB OF PACKAGING MATERIAL FOR A MACHINE FOR PACKAGING POURABLE FOOD PRODUCTS

(51) International classification :B65B55/10
(31) Priority Document No :11183645.8
(32) Priority Date :30/09/2011
(33) Name of priority country :EPO
(86) International Application No :PCT/EP2012/066758
Filing Date :29/08/2012
(87) International Publication No :WO 2013/045192
(61) Patent of Addition to Application Number :NA
Filing Date :NA
(62) Divisional to Application Number :NA
Filing Date :NA

(71)**Name of Applicant :**
1)TETRA LAVAL HOLDINGS & FINANCE S.A.
Address of Applicant :70 Avenue Gnral Guisan CH 1009 Pully Switzerland
(72)**Name of Inventor :**
1)GHIRARDELLO Roberto
2)VERONI Danilo
3)VERONESI Alessandro
4)BARTOLINI Robert
5)APPARUTI Daniele
6)BELLEI Renzo

(57) Abstract :
There is described a unit (3) for sterilizing a web (2) of packaging material advanced along a given path (P2 P3) having along a longitudinal portion (2a) thereof a succession of pre applied opening devices (5) and adapted to be transformed in a plurality of sealed packages containing a pourable food product; the unit (3) comprises a bath (8) containing a sterilizing agent in which the web (2) with the opening devices (5) is advanced and an aseptic chamber (9) connected to an outlet (13) of the bath (8) and housing drying means (21) for removing residual sterilizing agent from the web (2); the drying means (21) comprise ejecting means (41) located at a distance from the outlet (13) of the bath (8) and configured so as to direct a stream of air transversally to the web (2) and onto the longitudinal portion (2a) of the web (2) provided with the opening devices (5).

No. of Pages : 28 No. of Claims : 16

(12) PATENT APPLICATION PUBLICATION
(21) Application No.3046/CHENP/2014 A
(19) INDIA
(22) Date of filing of Application :23/04/2014
(43) Publication Date : 03/07/2015

(54) Title of the invention : PRE MILLING TREATMENT METHOD FOR PRODUCING RICE FLOUR AND DEVICE THEREFOR

(51) International classification :B02B1/04,B02B1/08,A23L1/10
(31) Priority Document No :2011213800
(32) Priority Date :29/09/2011
(33) Name of priority country :Japan
(86) International Application No :PCT/JP2012/070198
Filing Date :08/08/2012
(87) International Publication No :WO 2013/046945
(61) Patent of Addition to Application Number :NA
Filing Date :NA
(62) Divisional to Application Number :NA
Filing Date :NA

(71)**Name of Applicant :**
1)SATAKE CORPORATION
Address of Applicant :7 2 Sotokanda 4 chome Chiyoda ku Tokyo 1010021 Japan
(72)**Name of Inventor :**
1)FUKUMORI Takeshi
2)MIZUNO Hidenori
3)MOTOOKA Keiji
4)KAJIHARA Kazunobu
5)HAKO Tsutomu
6)KASHIWA Yoji
7)FUKAMI Koji

(57) Abstract :
Provided are a pretreatment method for producing rice flour whereby rice hardness is considerably lowered while avoiding water drainage in a water washing step and soaking step and a device therefor. The pretreatment method for producing rice flour comprises: a moisture content homogenization step for feeding a low humidity air stream to a starting material that is polished rice having a moisture content of 13.0 16.0% (w.b.%) and adjusting the moisture content to 11.0 13.0% (w.b.%) to thereby homogenize the moisture content; and a conditioning step for to the polished rice having been treated in the moisture content homogenization step adding water to give a moisture content of 20.0 45.0 % (w.b.%) and then promoting the moisture absorption toward the core of the polished rice grains to which water has been added.

No. of Pages : 20 No. of Claims : 5

(12) PATENT APPLICATION PUBLICATION
(19) INDIA
(22) Date of filing of Application :11/01/2013
(21) Application No.297/CHENP/2013 A
(43) Publication Date : 03/07/2015

(54) Title of the invention : METHOD ARRAY AND USE THEREOF

(51) International classification :G01N33/543,G01N33/574
(31) Priority Document No :1009798.8
(32) Priority Date :11/06/2010
(33) Name of priority country :U.K.
(86) International Application No :PCT/GB2011/000865
Filing Date :09/06/2011
(87) International Publication No :WO 2011/154698
(61) Patent of Addition to Application Number :NA
Filing Date :NA
(62) Divisional to Application Number :NA
Filing Date :NA

(71)**Name of Applicant :**
1)IMMUNOVIA AB
Address of Applicant :Helgonavgen 21 S 223 63 Lund Sweden
(72)**Name of Inventor :**
1)BORREBAECK Carl Arne Krister
2)WINGREN Christer Lars Bertil

(57) Abstract :
in vitro The present invention provides a method for the prognosis of breast cancer in a subject comprising the steps of: (a) providing a first proteome sample from the subject; (b) measuring in the first proteome sample the amount of one or more biomarkers selected from the group of biomarkers listed in Table 1; (c) providing an additional (e.g. a second) proteome sample from the subject; (d) measuring in the additional proteome sample the amount of the one or more biomarkers selected from the group of biomarkers listed in Table 1 measured in step (b); and (e) determining the difference between the amount of the one or more biomarkers in the first and additional proteome samples; wherein the first proteome sample and additional proteome sample are representative of the proteome composition of the subject on different days and wherein the difference between the amount of the one or more biomarkers in the first and additional (e.g. second) proteome samples is indicative of the risk of recurrence and/or metastasis of the breast cancer in the subject. In further embodiments step (b) comprises measuring the amount of each the biomarkers listed in Table 1 (A) or all of the biomarkers listed in Table 1. The present invention additionally provides an array for performing the method of the invention the use of a biomarker selected from the group of biomarkers in Table 1 as a prognostic marker for determining risk of recurrence and/or metastasis of breast cancer in a subject and a kit for performing the method of the invention comprising one or more binding agents capable of binding to a biomarker listed in Table 1.

No. of Pages : 67 No. of Claims : 88

(12) PATENT APPLICATION PUBLICATION
(19) INDIA
(22) Date of filing of Application :21/04/2014
(21) Application No.2970/CHENP/2014 A
(43) Publication Date : 03/07/2015

(54) Title of the invention : COMPOSITIONS

(51) International classification :A23L1/09,A23L1/30,A23L1/22
(31) Priority Document No :61/550495
(32) Priority Date :24/10/2011
(33) Name of priority country :U.S.A.
(86) International Application No :PCT/EP2012/071088
Filing Date :24/10/2012
(87) International Publication No :WO 2013/060746
(61) Patent of Addition to Application Number :NA
Filing Date :NA
(62) Divisional to Application Number :NA
Filing Date :NA

(71)**Name of Applicant :**
1)GIVAUDAN SA
Address of Applicant :Chemin de la Parfumerie 5 CH 1214 Vernier Switzerland
(72)**Name of Inventor :**
1)JIA Zhonghua
2)YANG Xiaogen
3)VAN OMMEREN Esther
4)AUGELLI Jenifer
5)MOYLE Adam
6)GRAY Kimberley

(57) Abstract :
A mixture consisting essentially of a mixture of the individual ingredients stevioside and rebaudioside A proided in a ratio stevioside to rebaudioside A of about 1:1 to about 4:1.

No. of Pages : 29 No. of Claims : 17

(12) PATENT APPLICATION PUBLICATION
(21) Application No.3047/CHENP/2014 A
(19) INDIA
(22) Date of filing of Application :23/04/2014
(43) Publication Date : 03/07/2015

(54) Title of the invention : IMPROVED FRICTION MATERIAL TOOLING

(51) International classification :F16D69/04
(31) Priority Document No :61/540858
(32) Priority Date :29/09/2011
(33) Name of priority country :U.S.A.
(86) International Application No :PCT/US2012/057478
Filing Date :27/09/2012
(87) International Publication No :WO 2013/049298
(61) Patent of Addition to Application Number :NA
Filing Date :NA
(62) Divisional to Application Number :NA
Filing Date :NA

(71)**Name of Applicant :**
1)FEDERAL MOGUL CORPORATION
Address of Applicant :26555 Northwestern Highway Southfield MI 48033 U.S.A.
(72)**Name of Inventor :**
1)KULIS Stanley Frank
2)BUXTON Carl Richard

(57) Abstract :
A method for producing a brake assembly (22) including friction material (24) molded to a backplate (26) using an improved receptacle plate (20) is provided. The backplate (26) includes openings (30) each having an opening diameter (D0). The receptacle plate (20) includes pins (28) extending transversely from a receiving surface (34). The method includes aligning the openings (30) of the backplate (26) with the pins (28) of the receptacle plate (20). Each pin (28) has a pin diameter (D) less than the opening diameter (D0) of the aligned opening (30). The friction material (24) is molded to the backplate (26) by heating the friction material (24) and the receptacle plate (20) and forcing the friction material (24) through the openings (30) of the backplate (26). The pins (28) extend into a center portion (32) of the friction material (24) and improve the degree of curing of the friction material (24).

No. of Pages : 23 No. of Claims : 22

(12) PATENT APPLICATION PUBLICATION
(19) INDIA
(22) Date of filing of Application :23/04/2014
(21) Application No.3048/CHENP/2014 A
(43) Publication Date : 03/07/2015

(54) Title of the invention : HONEYCOMB STRUCTURE

(51) International classification :B01D39/20,B01D46/00,B28B11/02
(31) Priority Document No :2011237775
(32) Priority Date :28/10/2011
(33) Name of priority country :Japan
(86) International Application No :PCT/JP2012/077078
Filing Date :19/10/2012
(87) International Publication No :WO 2013/061872
(61) Patent of Addition to Application Number :NA
Filing Date :NA
(62) Divisional to Application Number :NA
Filing Date :NA

(71)**Name of Applicant :**
1)SUMITOMO CHEMICAL COMPANY LIMITED
Address of Applicant :27 1 Shinkawa 2 chome Chuo ku Tokyo 1048260 Japan
(72)**Name of Inventor :**
1)IWASAKI Kentaro
2)KAWAUCHI Tatsuro
3)YOSHINO Hajime
4)KOMORI Teruo

(57) Abstract :
Provided is a honeycomb structure with which reduction in filter performance due to the occurrence of circular cracks can be limited and the expansion of circular cracks can be limited. The invention is a columnar honeycomb structure (10) that extends along a central axis (CL). The structure has a first end face (10a) and a second end face (10b) that are opposite each other in the direction of the central axis (CL) and partition walls (10c) that form multiple first flow paths (Ra) and multiple second flow paths (Rb) that extend along the central axis (CL). The first flow paths (Ra) are open on the first end face (10a) side and closed on the second end face (10b) side. The second flow paths (Rb) are closed on the first end face (10a) side and open on the second end face (10b) side. The ratio of openings in the first end face (10a) is greater than the ratio of openings in the second end face (10b). When viewed from the direction of the central axis (CL) the structure has a ring shaped row (W) formed by arranging second flow paths (Rb) which are adjacent across partition walls (10c) in a ring.

No. of Pages : 30 No. of Claims : 4

(12) PATENT APPLICATION PUBLICATION
(19) INDIA
(22) Date of filing of Application :14/04/2014
(21) Application No.2820/CHENP/2014 A
(43) Publication Date : 03/07/2015

(54) Title of the invention : A CATALYST FOR PRODUCING HYDROCARBONS

(51) International classification :B01J23/755,B01J23/88,B01J6/00
(31) Priority Document No :61/559255
(32) Priority Date :14/11/2011
(33) Name of priority country :U.S.A.
(86) International Application No :PCT/US2012/064626
Filing Date :12/11/2012
(87) International Publication No :WO 2013/074437
(61) Patent of Addition to Application Number :NA
Filing Date :NA
(62) Divisional to Application Number :NA
Filing Date :NA

(71)**Name of Applicant :**
1)SHELL INTERNATIONALE RESEARCH MAATSCHAPPIJ B.V.
Address of Applicant :Carel van Bylandtlaan 30 NL 2596 The Hague Netherlands
(72)**Name of Inventor :**
1)DEL PAGGIO Alan Anthony
2)KRAUS Lawrence Stephen
3)ROBERTS Michael John
4)MCLEOD Celeste Jean
5)MARKER Terry Louise
6)FELIX Larry Gordon
7)LINCK Martin Brendan

(57) Abstract :
A hydropyrolysis catalyst and a process using that catalyst are described. The catalyst comprises a support and an active metal component wherein the catalyst is an eggshell type catalyst having the active metal component located in the outer portion of the support.

No. of Pages : 29 No. of Claims : 33

(12) PATENT APPLICATION PUBLICATION
(19) INDIA
(22) Date of filing of Application :14/04/2014
(21) Application No.2821/CHENP/2014 A
(43) Publication Date : 03/07/2015

(54) Title of the invention : LOAD IMPEDANCE DETECTION FOR STATIC OR DYNAMIC ADJUSTMENT OF PASSIVE LOADS

(51) International classification :H02J17/00
(31) Priority Document No :61/550251
(32) Priority Date :21/10/2011
(33) Name of priority country :U.S.A.
(86) International Application No :PCT/US2012/060590
Filing Date :17/10/2012
(87) International Publication No :WO 2013/059300
(61) Patent of Addition to Application Number :NA
Filing Date :NA
(62) Divisional to Application Number :NA
Filing Date :NA

(71)**Name of Applicant :**
1)QUALCOMM INCORPORATED
Address of Applicant :5775 Morehouse Drive San Diego California 92121 1714 U.S.A.
(72)**Name of Inventor :**
1)WHEELAND Cody B.
2)TSENG Ryan
3)VON NOVAK William H.

(57) Abstract :
This disclosure provides systems methods and apparatus for detecting an impedance of a wireless power transmitter load. In one aspect a method of determining a reactive condition of a wireless power transmitter apparatus is provided. The method comprises determining a value correlated to a voltage of drain of a switching element (604) of a driver circuit (624) of the wireless power transmitter (600). The method further comprises determining a reactance load (618) change based on the determined voltage.

No. of Pages : 44 No. of Claims : 64

(12) PATENT APPLICATION PUBLICATION
(21) Application No.298/CHENP/2013 A
(19) INDIA
(22) Date of filing of Application :12/01/2013
(43) Publication Date : 03/07/2015

(54) Title of the invention : CONTEXTUAL TRANSLATION OF NON INTERACTIVE ADVERTISEMENTS INTO INTERACTIVE ADVERTISEMENTS

(51) International classification :G06Q30/00
(31) Priority Document No :12/856764
(32) Priority Date :16/08/2010
(33) Name of priority country :U.S.A.
(86) International Application No :PCT/US2011/047598
Filing Date :12/08/2011
(87) International Publication No :WO 2012/024184
(61) Patent of Addition to Application Number :NA
Filing Date :NA
(62) Divisional to Application Number :NA
Filing Date :NA

(71)**Name of Applicant :**
1)QUALCOMM INCORPORATED
Address of Applicant :Attn: International IP Administration 5775 Morehouse Drive San Diego CA 92121 U.S.A.
(72)**Name of Inventor :**
1)KASARGOD Kabir
2)MINEAR Brian

(57) Abstract :
Apparatus and methods trigger delivery of interactive advertisements to devices such as wireless mobile devices based upon exposure of a user to non interactive advertisements. The non interactive advertisements may include advertisements such as publicly displayed billboards or video advertisements embedded into broadcast programming. There are many places and many instances where a device user may be exposed to an advertisement and often the user does not have the ability to retain information associated with the advertisement. Rather than merely utilizing contextual information limited to user location or user profile information the apparatus and methods correlate one or more behavioral context parameters to exposure including exposure duration in order to ascertain a user s interest in the non interactive advertisement and thus suitability for receiving a corresponding interactive advertisement.

No. of Pages : 52 No. of Claims : 36

(12) PATENT APPLICATION PUBLICATION
(21) Application No.2980/CHENP/2014 A
(19) INDIA
(22) Date of filing of Application :21/04/2014
(43) Publication Date : 03/07/2015

(54) Title of the invention : SIGNALING AND TRAFFIC CARRIER SPLITTING FOR WIRELESS COMMUNICATIONS SYSTEMS

(51) International classification :H04W72/04
(31) Priority Document No :61/556777
(32) Priority Date :07/11/2011
(33) Name of priority country :U.S.A.
(86) International Application No :PCT/US2012/063886
Filing Date :07/11/2012
(87) International Publication No :WO 2013/070714
(61) Patent of Addition to Application Number :NA
Filing Date :NA
(62) Divisional to Application Number :NA
Filing Date :NA

(71)**Name of Applicant :**
1)QUALCOMM INCORPORATED
Address of Applicant :Attn: International IP Administration 5775 Morehouse Drive San Diego California 92121 1714 U.S.A.
(72)**Name of Inventor :**
1)AWONIYI Olufunmilola O.
2)SOLIMAN Samir Salib
3)SONG Bongyong
4)DAS Soumya
5)PARK Edwin C.

(57) Abstract :
Methods systems and devices for separating signaling data and traffic data onto separate carriers for wireless communications systems are provided. Some embodiments utilize flexible bandwidth that may utilize portions of spectrum that may not be big enough to fit a normal waveform through utilizing flexible waveforms. Flexible bandwidth systems may lead to reduced data rate on the signaling or other channels. Separating the signaling and the data traffic into different flexible bandwidth carriers so that assigned resources can be customized to different traffic patterns may address this issue. In some embodiments the signaling data is received and/or transmitted over a first carrier separate from any other traffic data. For example the signaling data may be received and/or transmitted over the first band carrier without any other traffic data. The traffic data and/or network data associated with the signaling data may be received and/or transmitted over a separate second carrier.

No. of Pages : 79 No. of Claims : 69

(12) PATENT APPLICATION PUBLICATION
(19) INDIA
(22) Date of filing of Application :23/04/2014
(21) Application No.3054/CHENP/2014 A
(43) Publication Date : 03/07/2015

(54) Title of the invention : ARRANGEMENT FOR CRACK DETECTION IN METALLIC MATERIALS IN A METAL MAKING PROCESS

(51) International classification :G01N27/90,B21B38/00
(31) Priority Document No :11183353.9
(32) Priority Date :29/09/2011
(33) Name of priority country :EPO
(86) International Application No :PCT/EP2012/069065
Filing Date :27/09/2012
(87) International Publication No :WO 2013/045541
(61) Patent of Addition to Application Number :NA
Filing Date :NA
(62) Divisional to Application Number :NA
Filing Date :NA

(71)**Name of Applicant :**
1)ABB TECHNOLOGY AG
Address of Applicant :Affolternstrasse 44 8050 Z¼rich Switzerland
(72)**Name of Inventor :**
1)THEGEL Lennart
2)LINDER Sten

(57) Abstract :
It is presented an arrangement (1 1) for a metal making process for detecting cracks (C) along a strip (S) of a metallic material (M) moving in relation to the arrangement (1 1). The arrangement (1 1) comprises a coil arrangement (3 1) which is fixedly arranged during crack inspection which coil arrangement (3 1) has: a first winding portion (5a) extending in a first direction for inducing a first current (i) in the first direction in a portion of the strip (S); a second winding portion (5b) extending in a second direction for inducing a second current (i) in the second direction in the portion of the strip (S) the first direction and the second direction intersecting each other; a first receiver coil (7) arranged to detect a magnetic field generated by the first current (i); and a second receiver coil (9) arranged to detect a magnetic field generated by the second current (i) the magnetic field generated by the first current (i) and the magnetic field generated by the second current (i) providing a measure of whether a crack is present in the portion of the strip.

No. of Pages : 48 No. of Claims : 23

(12) PATENT APPLICATION PUBLICATION
(21) Application No.3041/CHENP/2014 A
(19) INDIA
(22) Date of filing of Application :23/04/2014
(43) Publication Date : 03/07/2015

(54) Title of the invention : AUTONOMOUS METHOD AND SYSTEM FOR DETERMINING ELEMENTAL COMPOSITION OF AN ORE

(51) International classification :E21B49/00,G01N22/04
(31) Priority Document No :2011904348
(32) Priority Date :20/10/2011
(33) Name of priority country :Australia
(86) International Application No :PCT/AU2012/001274
Filing Date :18/10/2012
(87) International Publication No :WO 2013/056313
(61) Patent of Addition to Application Number :NA
Filing Date :NA
(62) Divisional to Application Number :NA
Filing Date :NA

(71)**Name of Applicant :**
1)TECHNOLOGICAL RESOURCES PTY LTD
Address of Applicant :123 Albert Street Brisbane QLD 4000 Australia
(72)**Name of Inventor :**
1)CARTER Geoffrey Alan
2)PAULSEN Gale Leigh
3)MORESCHINI Paolo

(57) Abstract :
A method (10) for autonomously determining an elemental composition of an ore involves an initial step (12) of conveying a stream of the ore past a moisture measurement system and an analyser. At step (14) the moisture measurement system operates to obtain moisture content data of the ore. As the stream of ore subsequently passes the analyser the analyser at step (16) operates to obtain raw elemental composition data of the ore. The moisture content data and the raw elemental composition data are provided as inputs to compensation step (18). In the compensation step (18) one or more data compensation or correction methods or techniques are performed to provide moisture corrected elemental composition data of the ore. This compensated data is provided at step (20).

No. of Pages : 17 No. of Claims : 24

(12) PATENT APPLICATION PUBLICATION
(19) INDIA
(22) Date of filing of Application :23/04/2014
(21) Application No.3042/CHENP/2014 A
(43) Publication Date : 03/07/2015

(54) Title of the invention : ANTI ERBB3 ANTIBODIES AND USES THEREOF

(51) International classification :C07K16/32,A61K39/395
(31) Priority Document No :61/541312
(32) Priority Date :30/09/2011
(33) Name of priority country :U.S.A.
(86) International Application No :PCT/US2012/056446
Filing Date :21/09/2012
(87) International Publication No :WO 2013/048883
(61) Patent of Addition to Application Number :NA
Filing Date :NA
(62) Divisional to Application Number :NA
Filing Date :NA

(71)**Name of Applicant :**
1)REGENERON PHARMACEUTICALS INC.
Address of Applicant :777 Old Saw Mill River Road Tarrytown NY 10591 U.S.A.
(72)**Name of Inventor :**
1)DALY Christopher
2)MACDONALD Douglas
3)DUAN Xunbao

(57) Abstract :
The present invention provides antibodies that bind to ErbB3 and methods of using same. According to certain embodiments of the invention the antibodies are fully human antibodies that bind to human ErbB3. In certain embodiments the antibodies of the present invention block the interaction of ErbB3 with an ErbB3 ligand such as neuregulin 1. The antibodies of the invention are useful for the treatment of various cancers.

No. of Pages : 151 No. of Claims : 28

(12) PATENT APPLICATION PUBLICATION
(19) INDIA
(22) Date of filing of Application :23/04/2014
(21) Application No.3043/CHENP/2014 A
(43) Publication Date : 03/07/2015

(54) Title of the invention : URIDINE DIPHOSPHATE DERIVATIVES COMPOSITIONS AND METHODS FOR TREATING NEURODEGENERATIVE DISORDERS

(51) International classification :C07D405/04,C07D405/14,C07D413/14
(31) Priority Document No :61/541919
(32) Priority Date :30/09/2011
(33) Name of priority country :U.S.A.
(86) International Application No :PCT/US2012/058080
Filing Date :28/09/2012
(87) International Publication No :WO 2013/049686
(61) Patent of Addition to Application Number :NA
Filing Date :NA
(62) Divisional to Application Number :NA
Filing Date :NA

(71)**Name of Applicant :**
1)TUFTS UNIVERSITY
Address of Applicant :136 Harrison Avenue Boston MA 02111 U.S.A.
(72)**Name of Inventor :**
1)HAYDON Philip
2)LEE Jinbo
3)DONG Jinghui
4)MOSS Stephen
5)REVILLA SANCHEZ Raquel

(57) Abstract :
This disclosure relates to uridine diphosphate (UDP) derivatives compositions comprising therapeutically effective amounts of those UDP derivatives and methods of using those derivatives or compositions in treating disorders that are responsive to ligands such as agonists of P2Y6 receptor e.g. neuronal disorders including neurodegenerative disorders (e.g. Alzheimer s disease) and traumatic CNS injury as well as pain.

No. of Pages : 112 No. of Claims : 75

(12) PATENT APPLICATION PUBLICATION
(19) INDIA
(22) Date of filing of Application :23/04/2014
(21) Application No.3044/CHENP/2014 A
(43) Publication Date : 03/07/2015

(54) Title of the invention : IN WHEEL MOTOR DRIVE DEVICE

(51) International classification :F16H57/04,B60K17/14,F16H1/28
(31) Priority Document No :2011210486
(32) Priority Date :27/09/2011
(33) Name of priority country :Japan
(86) International Application No :PCT/JP2012/072333
Filing Date :03/09/2012
(87) International Publication No :WO 2013/047094
(61) Patent of Addition to Application Number :NA
Filing Date :NA
(62) Divisional to Application Number :NA
Filing Date :NA

(71)**Name of Applicant :**
1)NTN CORPORATION
Address of Applicant :3 17 Kyomachibori 1 chome Nishi ku Osaka shi Osaka 5500003 Japan
(72)**Name of Inventor :**
1)YAMAMOTO Ken
2)ISHIKAWA Aiko

(57) Abstract :
Provided is an in wheel motor drive device configured so that a speed reduction mechanism and a bearing for supporting a rotor shaft can be reliably lubricated with oil. A motor housing chamber (17) is provided within a motor case (10) and a speed reduction section housing chamber (18) is provided on one side of the motor housing chamber (17) so as to be separated therefrom. An electric motor (30) is mounted in the motor housing chamber (17). A planetary gear speed reduction mechanism (40) is mounted in the speed reduction section housing chamber (18) the planetary gear speed reduction mechanism (40) reducing the speed of the electric motor (30) and outputting the reduced speed to a hub ring (65). The speed reduction mechanism (40) is lubricated by lubricating oil contained within the speed reduction section housing chamber (18). A tapered oil guide surface (21) is provided at an inner surface center section of the partition wall (16) between the motor housing chamber (17) and the speed reduction section housing chamber (18) the inner surface center section facing the speed reduction section housing chamber (18). The lubricating oil carried up by the rotation of a planetary gear (44) and flowing down along the inner surface of the partition wall is conducted from the oil guide surface (21) onto the rotor shaft (34) of the electric motor (30) and a bearing (47) provided on the rotor shaft (34) is lubricated with the oil.

No. of Pages : 34 No. of Claims : 11

(12) PATENT APPLICATION PUBLICATION
(21) Application No.2973/CHENP/2014 A
(19) INDIA
(22) Date of filing of Application :21/04/2014
(43) Publication Date : 03/07/2015

(54) Title of the invention : CONTROL DEVICE AND METHOD FOR ELECTRIC MOTOR ELECTRIC MOTOR USING SAME AND VEHICLE DRIVE SYSTEM

(51) International classification :H02P27/06
(31) Priority Document No :NA
(32) Priority Date :NA
(33) Name of priority country :NA
(86) International Application No :PCT/JP2011/072643
Filing Date :30/09/2011
(87) International Publication No :WO 2013/046460
(61) Patent of Addition to Application Number :NA
Filing Date :NA
(62) Divisional to Application Number :NA
Filing Date :NA

(71)**Name of Applicant :**
1)Mitsubishi Electric Corporation
Address of Applicant :7 3 Marunouchi 2 chome Chiyoda ku Tokyo 1008310 Japan
(72)**Name of Inventor :**
1)YOKOZUTSUMI Ryo
2)MURAHASHI Akihiro

(57) Abstract :
A control device for an electric motor which controls the operation of an electric motor by outputting a PWM signal to a switching element forming an inverter the control device being provided with: a voltage command generation unit (21) which generates as voltage commands (Vu Vv Vw) superimposed wave signals wherein the tertiary harmonic wave of a sine wave is superimposed on said sine wave which has an inverter output frequency (FINV) as the fundamental frequency thereof; and a PWM signal generation unit (23) which generates PWM signals (U V W X Y Z) by means of a magnitude comparison between a voltage command output by the voltage command generation unit (21) and a carrier signal (CAR) output by an asynchronous carrier signal generation unit (22).

No. of Pages : 26 No. of Claims : 8

(12) PATENT APPLICATION PUBLICATION
(19) INDIA
(22) Date of filing of Application :23/04/2014
(21) Application No.3051/CHENP/2014 A
(43) Publication Date : 03/07/2015

(54) Title of the invention : METHOD FOR PRODUCING ISOCYANATES AND/OR POLYISOCYANATES

(51) International classification :C07C263/10
(31) Priority Document No :11186815.4
(32) Priority Date :27/10/2011
(33) Name of priority country :EPO
(86) International Application No :PCT/EP2012/071251
Filing Date :26/10/2012
(87) International Publication No :WO 2013/060836
(61) Patent of Addition to Application Number :NA
Filing Date :NA
(62) Divisional to Application Number :NA
Filing Date :NA

(71)**Name of Applicant :**
1)BASF SE
Address of Applicant :67056 Ludwigshafen Germany
(72)**Name of Inventor :**
1)LESCHINSKI Julia
2)MATTKE Torsten
3)WATERS Gerrit
4)STROEFER Eckhard

(57) Abstract :
The invention relates to a method for producing isocyanates and/or polyisocyanates by reacting the corresponding amines with phosgene optionally in the presence of an inert medium in a reactor (1) wherein a first reactant stream containing the amine is fed to the reactor (1) in liquid form and a second reactant stream containing the phosgene is fed to the reactor in gaseous form. The reactor is a centrifugal reactor (1) which has a packing (9) rotating about a central axis (7) in a housing (13) the first reactant stream and the second reactant stream being fed to the rotating packing (9) in such a manner that the reactant streams are mixed and transported outward by the centrifugal force in the rotating packing (9) wherein the phosgene reacts with the amine due to the mixing in the rotating packing (9) to form the corresponding isocyanate or polyisocyanate.

No. of Pages : 14 No. of Claims : 10

(12) PATENT APPLICATION PUBLICATION
(21) Application No.3052/CHENP/2014 A
(19) INDIA
(22) Date of filing of Application :23/04/2014
(43) Publication Date : 03/07/2015

(54) Title of the invention : A METHOD OF DETERMINING STATIONARY SIGNALS FOR THE DIAGNOSTICS OF AN ELECTROMECHANICAL SYSTEM

(51) International classification :G01R31/34
(31) Priority Document No :11460050.5
(32) Priority Date :30/09/2011
(33) Name of priority country :EPO
(86) International Application No :PCT/EP2012/003915
Filing Date :19/09/2012
(87) International Publication No :WO 2013/045045
(61) Patent of Addition to Application Number :NA
Filing Date :NA
(62) Divisional to Application Number :NA
Filing Date :NA

(71)**Name of Applicant :**
1)ABB TECHNOLOGY AG
Address of Applicant :Affolternstrasse 44 CH 8050 Zurich Switzerland
(72)**Name of Inventor :**
1)ORMAN Maciej
2)OTTEWILL James
3)ORKISZ Michal

(57) Abstract :
The present invention is concerned with a method of determining stationary signals for the diagnostics of an electromechanical systems in which electrical rotating machinery is used and in which at least one electrical or mechanical signal is measured during an operation of the electromechanical system. The method is used especially for condition monitoring of electric motors and generators. The method consists of the following steps. Measuring an analog waveform signal (S) of the electromechanical system. Converting measured waveform signal (S) to discrete processed signal (SDP) including vector of time instants and corresponding vector of amplitudes. Splitting the discrete processed signal (SDP) into subdivided single periods (SDP1 SDP2 · · · SDPN) where each of the subdivided single periods can include varied number of samples. Modifying number of samples for each subdivided single periods (SDP1 SDP2 ··. SDPn) by resampling procedure getting subdivided single periods after resampling (SDR1 SDR2 ... SDRn). Removing vector of time instants from each single period after resampling (SDR1 SDP2 ... SDRn) by a nondimensionalization transformation getting subdivided nondimensional single periods (SDN1 SDN2 ... SDNn) Concatenating all subdivided single periods (SDN1 SDN2 ... SDNn) into one nondimensional discrete signal (SN)· Transforming the nondimensinal discrete signal (SN) into a dimensionalized stationary signal (SNt) by a dimensionalization transformation. Transforming the dimensionalized stationary signal (SNt) from time domain to frequency domain to obtain a frequencies spectrum from which a vector of interest frequencies and corresponding vector of amplitudes are extracted to diagnose the electromechanical system.

No. of Pages : 20 No. of Claims : 6

(12) PATENT APPLICATION PUBLICATION
(21) Application No.2977/CHENP/2014 A
(19) INDIA
(22) Date of filing of Application :21/04/2014
(43) Publication Date : 03/07/2015

(54) Title of the invention : INKJET INK COMPOSITION AND INKJET RECORDING METHOD

(51) International classification :C09D11/00,C09D11/02
(31) Priority Document No :2011215037
(32) Priority Date :29/09/2011
(33) Name of priority country :Japan
(86) International Application No :PCT/JP2012/006169
Filing Date :27/09/2012
(87) International Publication No :WO 2013/046679
(61) Patent of Addition to Application Number :NA
Filing Date :NA
(62) Divisional to Application Number :NA
Filing Date :NA

(71)**Name of Applicant :**
1)FUJIFILM CORPORATION
Address of Applicant :26 30 Nishiazabu 2 chome Minato ku Tokyo 1068620 Japan
(72)**Name of Inventor :**
1)YOKOI Kazuhiro

(57) Abstract :
An inkjet ink composition that has excellent discharge stability and gives an ink image film having excellent substrate adhesion and film hardness and an inkjet recording method employing the inkjet ink composition. An inkjet ink composition which comprises (Component A) a dendritic polymer compound having a weight average molecular weight of 3 000 to 100 000 and having a constituent repeating unit represented by Formula (I); (Component B) a polymerization initiator; and (Component C) a radically polymerizable compound. In Formula (I) Rand R independently denote a hydrogen atom or an alkyl group having 1 to 6 carbons R denotes an alkyl group having 1 to 12 carbons and R and R may be bonded to form a ring structure.

No. of Pages : 50 No. of Claims : 17

(12) PATENT APPLICATION PUBLICATION
(21) Application No.2978/CHENP/2014 A
(19) INDIA
(22) Date of filing of Application :21/04/2014
(43) Publication Date : 03/07/2015

(54) Title of the invention : ORIENTATION BASED 3D IMAGE DISPLAY

(51) International classification :H04N13/00,H04N21/258
(31) Priority Document No :13/291013
(32) Priority Date :07/11/2011
(33) Name of priority country :U.S.A.
(86) International Application No :PCT/US2012/057505
Filing Date :27/09/2012
(87) International Publication No :WO 2013/070331
(61) Patent of Addition to Application Number :NA
Filing Date :NA
(62) Divisional to Application Number :NA
Filing Date :NA

(71)**Name of Applicant :**
1)QUALCOMM INCORPORATED
Address of Applicant :5775 Morehouse Drive ATTN: International IP Administration San Diego California 92121 1714 U.S.A.
(72)**Name of Inventor :**
1)POURBIGHARAZ Fariborz

(57) Abstract :
This disclosure describes a host controller configured to combine image data associated with left and right images of a 3D image to control a display consistent with an orientation for the display (a first and second plurality of active parallax barriers of the display). In response to an orientation for the display the host controller may combine image data associated with respective left and right images of with a 3D image in a first or second interleaved format to be consistent with the orientation for the display. For example the host controller may combine the image data to be line interleaved or pixel interleaved based on an orientation for the display. In this manner the display may receive the combined image data and present the 3D image consistent with the orientation for the display while reducing processing performed by the display to present the 3D image.

No. of Pages : 54 No. of Claims : 33

(12) PATENT APPLICATION PUBLICATION
(19) INDIA
(22) Date of filing of Application :21/04/2014
(21) Application No.2979/CHENP/2014 A
(43) Publication Date : 03/07/2015

(54) Title of the invention : FRAGMENTED PARAMETER SET FOR VIDEO CODING

(51) International classification :H04N7/26
(31) Priority Document No :61/553652
(32) Priority Date :31/10/2011
(33) Name of priority country :U.S.A.
(86) International Application No :PCT/US2012/062780
Filing Date :31/10/2012
(87) International Publication No :WO 2013/066994
(61) Patent of Addition to Application Number :NA
Filing Date :NA
(62) Divisional to Application Number :NA
Filing Date :NA

(71)**Name of Applicant :**
1)QUALCOMM INCORPORATED
Address of Applicant :Attn: International IP Administration 5775 Morehouse Drive San Diego California 92121 1714 U.S.A.
(72)**Name of Inventor :**
1)CHEN Ying
2)WANG Ye Kui
3)JOSHI Rajan Laxman
4)KARCZEWICZ Marta

(57) Abstract :
A video encoder generates a first network abstraction layer (NAL) unit. The first NAL unit contains a first fragment of a parameter set associated with video data. The video encoder also generates a second NAL unit. The second NAL unit contains a second fragment of the parameter set. A video decoder may receive a bitstream that includes the first and second NAL units. The video decoder decodes based at least in part on the parameter set one or more coded pictures of the video data.

No. of Pages : 58 No. of Claims : 30

(12) PATENT APPLICATION PUBLICATION
(19) INDIA
(22) Date of filing of Application :23/04/2014
(21) Application No.3057/CHENP/2014 A
(43) Publication Date : 03/07/2015

(54) Title of the invention : METHOD OF CONFIGURING TIMING ADVANCE GROUP AND/OR VALUE OF TIME ALIGNMENT TIMER

(51) International classification :H04W56/00
(31) Priority Document No :201110296358.X
(32) Priority Date :30/09/2011
(33) Name of priority country :China
(86) International Application No :PCT/IB2012/002018
Filing Date :14/09/2012
(87) International Publication No :WO 2013/046019
(61) Patent of Addition to Application Number :NA
Filing Date :NA
(62) Divisional to Application Number :NA
Filing Date :NA

(71)**Name of Applicant :**
1)ALCATEL LUCENT
Address of Applicant :3 avenue Octave Grard F 75007 Paris France
(72)**Name of Inventor :**
1)YANG Tao
2)LIM Seau Sian

(57) Abstract :
The invention proposes a method of configuring a timing advance group for a secondary cell in a base station a method of configuring a value of a time alignment timer for a secondary cell in a base station a method of configuring a value of a time alignment timer in a user equipment and a method of configuring a timing advance group in a user equipment.

No. of Pages : 19 No. of Claims : 15

(12) PATENT APPLICATION PUBLICATION
(19) INDIA
(22) Date of filing of Application :23/04/2014
(21) Application No.3058/CHENP/2014 A
(43) Publication Date : 03/07/2015

(54) Title of the invention : PROCESS FOR PARTICLEBOARD MANUFACTURE

(51) International classification :B27N3/00
(31) Priority Document No :61/546615
(32) Priority Date :13/10/2011
(33) Name of priority country :U.S.A.
(86) International Application No :PCT/US2012/060060
Filing Date :12/10/2012
(87) International Publication No :WO 2013/056120
(61) Patent of Addition to Application Number :NA
Filing Date :NA
(62) Divisional to Application Number :NA
Filing Date :NA

(71)**Name of Applicant :**
1)UNIVERSITY OF CONNECTICUT
Address of Applicant :263 Farmington Avenue Farmington CT 06030 6400 U.S.A.
(72)**Name of Inventor :**
1)PARNAS Richard
2)ASANDEI Alexandru
3)HEMSRI Sudsiri
4)DOWDING Timothy

(57) Abstract :
Improved particleboard and methods for fabricating improved particleboard (e.g. natural fiber/material based particleboard) are disclosed. More particularly the present disclosure provides systems/methods for fabricating particleboard (e.g. formaldehyde free particleboard) utilizing natural fibers/materials (e.g. lignocellulosic materials) wherein the particleboard has improved performance characteristics and/or mechanical properties. Methods for fabricating fiber reinforced biocomposites (e.g. natural fiber reinforced wheat gluten biocomposites) are disclosed. For example systems/methods for fabricating particleboard from lignocellulosic materials (e.g. coconut materials) along with a binder material (e.g. wheat gluten) are provided. In general the fiber or lignocellulosic material is treated with sodium hydroxide and/or a silane coupling agent as an adhesion promoter to enhance interfacial adhesion between the fiber and the binder. For example (3 triethoxysilylpropyl) t butylcarbamate (MISO) (a masked isocyanate functional silane) was utilized to improve interfacial adhesion between the binder and the natural fibers.

No. of Pages : 72 No. of Claims : 30

(12) PATENT APPLICATION PUBLICATION
(21) Application No.2992/CHENP/2014 A
(19) INDIA
(22) Date of filing of Application :21/04/2014
(43) Publication Date : 03/07/2015

(54) Title of the invention : CONTENT DELIVERY SYSTEM WITH ALLOCATION OF SOURCE DATA AND REPAIR DATA AMONG HTTP SERVERS

(51) International classification :H04L29/08,H03M13/37
(31) Priority Document No :61/554434
(32) Priority Date :01/11/2011
(33) Name of priority country :U.S.A.
(86) International Application No :PCT/US2012/063115
Filing Date :01/11/2012
(87) International Publication No :WO 2013/067219
(61) Patent of Addition to Application Number :NA
Filing Date :NA
(62) Divisional to Application Number :NA
Filing Date :NA

(71)**Name of Applicant :**
1)QUALCOMM INCORPORATED
Address of Applicant :Attn: International IP Administration 5775 Morehouse Drive San Diego California 92121 1714 U.S.A.
(72)**Name of Inventor :**
1)LUBY Michael George
2)LEUNG Nikolai Konrad
3)GHOLMIEH Ralph Akram
4)STOCKHAMMER Thomas

(57) Abstract :
Data objects are delivered over a packet switched network and receivers receive encoded symbols such as repair symbols broadcast or multicast with sufficient information to form requests for additional symbols as needed based on what source symbols or sub symbols are needed or missing. The requests can be made in a unicast or request fashion. Requesting and broadcasting might be done by different entities. A broadcast server can generate and store repair symbols while a source server can store content in source form. A request can be a unicast HTTP byte range request such as a URL starting position and length. Requests might be aligned with starting positions of files. A receiver can calculate starting and ending byte positions of symbols or sub symbols in a file and get indications that conventional HTTP servers are usable for file repair. Repair servers can request broadcast of repair data when byte range requests from multiple receivers overlap.

No. of Pages : 139 No. of Claims : 53

(12) PATENT APPLICATION PUBLICATION
(21) Application No.2993/CHENP/2014 A
(19) INDIA
(22) Date of filing of Application :21/04/2014
(43) Publication Date : 03/07/2015

(54) Title of the invention : COORDINATED FORWARD LINK BLANKING AND POWER BOOSTING FOR FLEXIBLE BANDWIDTH SYSTEMS

(51) International classification	:H04W72/04,H04W52/44,H04W16/14
(31) Priority Document No	:61/556777
(32) Priority Date	:07/11/2011
(33) Name of priority country	:U.S.A.
(86) International Application No	:PCT/US2012/063889
Filing Date	:07/11/2012
(87) International Publication No	:WO 2013/070717
(61) Patent of Addition to Application Number	:NA
Filing Date	:NA
(62) Divisional to Application Number	:NA
Filing Date	:NA

(71)**Name of Applicant :**
1)QUALCOMM INCORPORATED
Address of Applicant :Attn: International Ip Administration 5775 Morehouse Drive San Diego CA 92121 1714 U.S.A.
(72)**Name of Inventor :**
1)DAS Soumya
2)DURAL Ozgur
3)PARK Edwin C.

(57) Abstract :
Methods systems and devices are provided for coordinating forward link blanking and/or power boosting in wireless communications systems. Some embodiments include two or more bandwidth systems. The bandwidth of one bandwidth system may overlap with the bandwidth of another bandwidth system. This overlap may create interference. Coordinating forward link blanking and/or power boosting may aid in reducing the impact of this interference. Some embodiments utilize flexible bandwidth and/or normal bandwidth systems. Flexible bandwidth systems may utilize portions of spectrum that may not be big enough to fit a normal waveform though some embodiments may utilize flexible waveforms that utilize more bandwidth than a normal waveform.

No. of Pages : 80 No. of Claims : 77

(12) PATENT APPLICATION PUBLICATION
(19) INDIA
(22) Date of filing of Application :21/04/2014
(21) Application No.2994/CHENP/2014 A
(43) Publication Date : 03/07/2015

(54) Title of the invention : METHOD AND APPARATUS FOR TRANSMIT PRIORITY DETERMINATION WITHIN A LINK

(51) International classification :H04W72/12,H04W84/18,H04W74/08
(31) Priority Document No :13/290312
(32) Priority Date :07/11/2011
(33) Name of priority country :U.S.A.
(86) International Application No :PCT/US2012/063934
Filing Date :07/11/2012
(87) International Publication No :WO 2013/070759
(61) Patent of Addition to Application Number :NA
Filing Date :NA
(62) Divisional to Application Number :NA
Filing Date :NA

(71)**Name of Applicant :**
1)QUALCOMM INCORPORATED
Address of Applicant :Attn: International IP Administration 5775 Morehouse Drive San Diego California 92121 1714 U.S.A.
(72)**Name of Inventor :**
1)MAGULURI Siva Theja
2)SUBRAMANIAN Sundar
3)WU Xinzhou

(57) Abstract :
A method computer program product and an apparatus for a transmit priority distributed backoff are provided. The apparatus forms a peer to peer communication link with a second apparatus. In addition the apparatus determines whether to transmit in an assigned resource for securing a transmit priority for transfer of data to the second apparatus based on a quality of service estimation. Furthermore the apparatus transmits to the second apparatus based on the determination. A method computer program product and an apparatus for a transmit priority token passing are provided. The apparatus forms a peer to peer communication link with a second apparatus. In addition the apparatus determines a transmit priority within the link based on a quality of service estimation. The transmit priority is a priority of transmission between the apparatus and the second apparatus in the link.

No. of Pages : 57 No. of Claims : 47

(12) PATENT APPLICATION PUBLICATION
(19) INDIA
(22) Date of filing of Application :14/01/2013
(21) Application No.307/CHENP/2013 A
(43) Publication Date : 03/07/2015

(54) Title of the invention : INDUCTIVE POWER SUPPLY SYSTEM

(51) International classification :H02J5/00,H01F38/14
(31) Priority Document No :10168246.6
(32) Priority Date :02/07/2010
(33) Name of priority country :EPO
(86) International Application No :PCT/IB2011/052583
Filing Date :15/06/2011
(87) International Publication No :WO 2012/001565
(61) Patent of Addition to Application Number :NA
Filing Date :NA
(62) Divisional to Application Number :NA
Filing Date :NA

(71)**Name of Applicant :**
1)KONINKLIJKE PHILIPS ELECTRONICS N.V.
Address of Applicant :Groenewoudseweg 1 NL 5621 BA Eindhoven Netherlands
2)PHILIPS INTELLECTUAL PROPERTY & STANDARDS GMBH
(72)**Name of Inventor :**
1)HENTE Dirk
2)JACOBS Joseph Hendrik Anna Maria
3)FERRARI Elena Tiziana
4)VAN GORKOM Ramon Pascal
5)BREMER Petrus Johannes
6)HONTELE Bertrand Johan Edward
7)HOUTEPEN Robert Cornelis
8)VREHEN Joris Jan

(57) Abstract :
A power supplying device (20) is provided for providing electrical power to a power receiving device (30) the power supplying device (20) comprising two plates (22) two electrode structures (23 43 81 82) being arranged to be coupled to an AC power source (41) and at least one power transmitter (21). Each electrode structure (23 43 81 82) is attached to one of said two plates (22). The power transmitter (21) is situated in between the two plates (22) and comprises an electrically conductive coil (28) and at least two electrical contacts (25) coupled to the electrically conductive coil (28). The plates (22) and the power transmitter (21) are arranged such that the power transmitter (21) is movable in a direction parallel to the surfaces of the plates (22) with the electrical contacts (25) in contact with the respective two electrode structures (23 43 81 82) for obtaining power from the AC power source (41).

No. of Pages : 25 No. of Claims : 12

(12) PATENT APPLICATION PUBLICATION
(19) INDIA
(22) Date of filing of Application :21/04/2014
(21) Application No.2996/CHENP/2014 A
(43) Publication Date : 03/07/2015

(54) Title of the invention : AD HOC NETWORK SYSTEM AND COMMUNICATION DEVICE

(51) International classification :H04W40/28,H04L12/721,H04W84/18
(31) Priority Document No :2011253780
(32) Priority Date :21/11/2011
(33) Name of priority country :Japan
(86) International Application No :PCT/JP2012/075538
Filing Date :02/10/2012
(87) International Publication No :WO 2013/077090
(61) Patent of Addition to Application Number :NA
Filing Date :NA
(62) Divisional to Application Number :NA
Filing Date :NA

(71)**Name of Applicant :**
1)MITSUBISHI ELECTRIC CORPORATION
Address of Applicant :7 3 Marunouchi 2 chome Chiyoda ku Tokyo 1008310 Japan
(72)**Name of Inventor :**
1)KAWASHIMA Yuki

(57) Abstract :
A data collection device stores in a message a source route which designates a path through which the message which is transmitted to a destination node (1 h) is routed. A node which receives the message transfers the message on the basis of the source route which the received message stores. If a link error is detected between a node (1 c) and an adjacent node the node (1 c) sets and floods a TTL to a local restore message in which the destination node (1 h) which the message does not reach due to the link error is a subject to be searched and notifies the data collection device of a restoration path from the node (1 h) to the host device on the basis of the response to the local restore message.

No. of Pages : 46 No. of Claims : 11

(12) PATENT APPLICATION PUBLICATION
(21) Application No.2997/CHENP/2014 A
(19) INDIA
(22) Date of filing of Application :21/04/2014
(43) Publication Date : 03/07/2015

(54) Title of the invention : LIPID CONJUGATES IN THE TREATMENT OF CHRONIC RHINOSINUSITIS

(51) International classification :A61K31/728
(31) Priority Document No :13/283020
(32) Priority Date :27/10/2011
(33) Name of priority country :U.S.A.
(86) International Application No :PCT/IL2012/050423
Filing Date :28/10/2012
(87) International Publication No :WO 2013/061329
(61) Patent of Addition to Application Number :NA
Filing Date :NA
(62) Divisional to Application Number :NA
Filing Date :NA

(71)**Name of Applicant :**
1)YISSUM RESEARCH DEVELOPMENT COMPANY OF THE HEBREW UNIVERSITY OF JERUSALEM LTD.
Address of Applicant :Hi Tech Park Edmond J Safra Campus Givat Ram 91390 Jerusalem Israel
(72)**Name of Inventor :**
1)YISSUM RESEARCH DEVELOPMENT COMPANY OF THE HEBREW UNIVERSITY OF JERUSALEM LTD.

(57) Abstract :
This invention provides a method of treating suppressing inhibiting or preventing chronic rhinosinusitis in a subject comprising the step of administering to a subject a compound comprising a lipid or phospholipid moiety bond to a physiologically acceptable monomer dimer oligomer or polymer and/or a pharmaceutically acceptable salt or a pharmaceutical product thereof. This invention also provides a method of treating suppressing inhibiting or preventing nasal polyps in a subject comprising the step of administering to a subject a compound comprising a lipid or phospholipid moiety bond to a physiologically acceptable monomer dimer oligomer or polymer and/or a pharmaceutically acceptable salt or a pharmaceutical product thereof.

No. of Pages : 99 No. of Claims : 13

(12) PATENT APPLICATION PUBLICATION
(19) INDIA
(22) Date of filing of Application :24/04/2014
(21) Application No.3077/CHENP/2014 A
(43) Publication Date : 03/07/2015

(54) Title of the invention : INCREASING VIRUS LIKE PARTICLE YIELD IN PLANTS

(51) International classification :C07K14/11,A01H5/00,A23K1/14
(31) Priority Document No :61/541780
(32) Priority Date :30/09/2011
(33) Name of priority country :U.S.A.
(86) International Application No :PCT/CA2012/050681
Filing Date :28/09/2012
(87) International Publication No :WO 2013/044390
(61) Patent of Addition to Application Number :NA
Filing Date :NA
(62) Divisional to Application Number :NA
Filing Date :NA

(71)**Name of Applicant :**
1)MEDICAGO INC.
Address of Applicant :600 1020 Route de lEglise Quebec Qubec G1V 3V9 Canada
(72)**Name of Inventor :**
1)DAOUST Marc Andre
2)COUTURE Manon
3)VEZINA Louis Philippe

(57) Abstract :
A method of producing a virus like particle (VLP) in a plant is provided. The method comprises introducing a first nucleic acid and a second nucleic acid into the plant or portion of the plant. The first nucleic acid comprises a first regulatory region active in the plant and operatively linked to a nucleotide sequence encoding a structural virus protein. The second nucleic acid comprises a second regulatory region active in the plant and operatively linked to a nucleotide sequence encoding a channel protein for example but not limited to a proton channel protein. The plant or portion of the plant is incubated under conditions that permit the expression of the nucleic acids thereby producing the VLP.

No. of Pages : 237 No. of Claims : 50

(12) PATENT APPLICATION PUBLICATION
(19) INDIA
(22) Date of filing of Application :24/04/2014
(21) Application No.3078/CHENP/2014 A
(43) Publication Date : 03/07/2015

(54) Title of the invention : DOWNLINK RESOURCE SCHEDULING

(51) International classification :H04J11/00,H04B7/26
(31) Priority Document No :61/556109
(32) Priority Date :04/11/2011
(33) Name of priority country :U.S.A.
(86) International Application No :PCT/US2012/031036
Filing Date :28/03/2012
(87) International Publication No :WO 2013/066385
(61) Patent of Addition to Application Number :NA
Filing Date :NA
(62) Divisional to Application Number :NA
Filing Date :NA

(71)**Name of Applicant :**
1)INTEL CORPORATION
Address of Applicant :2200 Mission College Boulevard Santa Clara California 95052 U.S.A.
(72)**Name of Inventor :**
1)HE Hong
2)FWU Jong Kae

(57) Abstract :
Embodiments of the present disclosure describe devices methods computer readable media and systems configurations for downlink resource scheduling in wireless networks. In some embodiments the scheduling may include multi subframe cross carrier scheduling utilizing downlink control information. Other embodiments may be described and/or claimed.

No. of Pages : 34 No. of Claims : 32

(12) PATENT APPLICATION PUBLICATION
(19) INDIA
(22) Date of filing of Application :24/04/2014
(21) Application No.3079/CHENP/2014 A
(43) Publication Date : 03/07/2015

(54) Title of the invention : LINK ADAPTATION IN COORDINATED MULTIPOINT SYSTEM

(51) International classification :H04W72/08,H04W52/18
(31) Priority Document No :61/556109
(32) Priority Date :04/11/2011
(33) Name of priority country :U.S.A.
(86) International Application No :PCT/RU2012/000234
Filing Date :29/03/2012
(87) International Publication No :WO 2013/066204
(61) Patent of Addition to Application Number :NA
Filing Date :NA
(62) Divisional to Application Number :NA
Filing Date :NA

(71)**Name of Applicant :**
1)INTEL CORPORATION
Address of Applicant :2200 Mission College Blvd. Santa Clara CA 95052 U.S.A.
(72)**Name of Inventor :**
1)DAVYDOV Alexei Vladimirovich
2)MOROZOV Gregory Vladimirovich
3)MALTSEV Alexander Alexandrovich
4)BOLOTIN Ilya
5)SERGEYEV Vadim Sergeevich

(57) Abstract :
Embodiments of the present disclosure describe devices methods computer readable media and systems configurations for link adaptation within coordinated multipoint systems. In various embodiments a mobile terminal may determine link adaptation feedback information and feed back the information to a base station. The base station may adjust a channel quality indicator of the link adaptation feedback information based on loading of nodes within a coordinated multipoint measurement set. Other embodiments may be described and/or claimed.

No. of Pages : 26 No. of Claims : 29

(12) PATENT APPLICATION PUBLICATION
(19) INDIA
(22) Date of filing of Application :17/04/2014
(21) Application No.2931/CHENP/2014 A
(43) Publication Date : 03/07/2015

(54) Title of the invention : POLYCARBONATE POLYORGANOSILOXANE COPOLYMER AND METHOD FOR PRODUCING SAME

(51) International classification :C08G64/18,C08G64/20,C08L69/00
(31) Priority Document No :2011229108
(32) Priority Date :18/10/2011
(33) Name of priority country :Japan
(86) International Application No :PCT/JP2012/076621
Filing Date :15/10/2012
(87) International Publication No :WO 2013/058214
(61) Patent of Addition to Application Number :NA
Filing Date :NA
(62) Divisional to Application Number :NA
Filing Date :NA

(71)**Name of Applicant :**
1)IDEMITSU KOSAN CO.LTD.
Address of Applicant :1 1 Marunouchi 3 chome Chiyoda ku Tokyo 1008321 Japan
(72)**Name of Inventor :**
1)ISHIKAWA Yasuhiro
2)NAGAO Yukiko
3)MOTEGI Hiroaki

(57) Abstract :
Provided is a polycarbonate-polyorganosiloxane copolymer having high impact resistance and excellent transparency, in particular, a high total light transmittance and a small haze, and a method of producing thereof. Specifically, provided is a polycarbonate-polyorganosiloxane copolymer, containing a main chain having a repeating unit represented by the following general formula (I) and a constituent unit represented by the following general formula (II) , in which: n in the general formula (II) is 25 to 50; and the copolymer satisfies the following conditions (a) and (b) : (a) a molded article having a thickness of 2 mm made of the copolymer has a total light transmittance measured based on ISO 13468 of 88% or more and a haze measured based on ISO 14782 of 0.7% or less; and (b) a molded article having a thickness of 3 mm made of the copolymer has a total light transmittance measured based on ISO 13468 of 88% or more and a haze measured based on ISO 14782 of 1.0% or less. (In the formulae, R1 and R2 each independently represent a halogen atom, an alkyl group or an alkoxy group, X represents a single bond, an alkylene group, an alkylidene group, a cycloalkylene group, a . cycloalkylidene group, -S-, -SO-, -S02-, -0- or -CO-, and a and b each independently represent an integer of 0 to 4 . R3 to R6 each independently represent a hydrogen atom, a halogen atom, an alkyl group, an alkoxy group or an aryl group, Y represents a single bond, or an organic residue containing an aliphatic or aromatic moiety, and n represents an average repetition number.)

No. of Pages : 64 No. of Claims : 13

(12) PATENT APPLICATION PUBLICATION
(19) INDIA
(22) Date of filing of Application :14/01/2013
(21) Application No.308/CHENP/2013 A
(43) Publication Date : 03/07/2015

(54) Title of the invention : DETECTION OF ACTUATED CLUSTERS BY SCATTERING

(51) International classification :G01N33/543
(31) Priority Document No :10168221.9
(32) Priority Date :02/07/2010
(33) Name of priority country :EPO
(86) International Application No :PCT/IB2011/052265
Filing Date :25/05/2011
(87) International Publication No :WO 2012/001546
(61) Patent of Addition to Application Number :NA
Filing Date :NA
(62) Divisional to Application Number :NA
Filing Date :NA

(71)**Name of Applicant :**
1)KONINKLIJKE PHILIPS ELECTRONICS N.V.
Address of Applicant :Groenewoudseweg 1 NL 5621 BA Eindhoven Netherlands
(72)**Name of Inventor :**
1)RANZONI Andrea
2)PRINS Menno Willem Jose

(57) Abstract :
A method for detecting clusters of superparamagnetic particles coated with a bioreactive agent is provided. A suspension of the superparamagneticparticles in a fluid to be analyzed is provided. The particles are allowed to form clusters due to an analyte present within the fluid and a magnetic field rotating at a given frequency is applied to the solution. Light is directed to the fluid and the amplitude ofthe intensity of scattered light at twice the frequencyofthe magnetic field is extracted. By determining the amplitude of the measured intensityofscattered light at twice the field depending on the frequency of the magnetic field a frequency dependent measurement may be achieved. The frequency dependent measurement may be used to determine the critical frequency of clusters to distinguish clusters having different sizes or to measure the average value of the susceptibility and the spread of the susceptibility of the particles in the fluid. Furthermore an apparatus for apparatus for detecting clusters of superparamagnetic particles is provided.

No. of Pages : 32 No. of Claims : 16

(12) PATENT APPLICATION PUBLICATION
(19) INDIA
(22) Date of filing of Application :24/04/2014
(21) Application No.3081/CHENP/2014 A
(43) Publication Date : 03/07/2015

(54) Title of the invention : LOW K DIELECTRIC PROTECTION SPACER FOR PATTERNING THROUGH SUBSTRATE VIAS THROUGH A LOW K WIRING LAYER

(51) International classification :H01L21/768,H01L23/48
(31) Priority Document No :61/557842
(32) Priority Date :09/11/2011
(33) Name of priority country :U.S.A.
(86) International Application No :PCT/US2012/064531
Filing Date :09/11/2012
(87) International Publication No :WO 2013/071171
(61) Patent of Addition to Application Number :NA
Filing Date :NA
(62) Divisional to Application Number :NA
Filing Date :NA

(71)**Name of Applicant :**
1)QUALCOMM INCORPORATED
Address of Applicant :Attn: International Ip Administration 5775 Morehouse Drive San Diego California 92121 U.S.A.
(72)**Name of Inventor :**
1)RAMACHANDRA Vidhya
2)GU Shiqun

(57) Abstract :
A low K value dielectric protection spacer for patterning through substrate vias (TSVs) through a low K value wiring layer (130). A method for forming a low K value dielectric protection spacer (820) includes etching a via opening through a low K value dielectric interconnect layer (130). A protective layer is deposited in the via opening and on the low K value dielectric interconnect layer. At least a portion of the protective layer is etched from the bottom of the via opening and from a horizontal surface of the low K value dielectric interconnect layer. The etching leaving a protective sidewall spacer (820) on a sidewall of the via opening. A through substrate via is etched through the bottom of the via opening and through the semiconductor substrate. The through substrate via is filled with a conductive material (890).

No. of Pages : 26 No. of Claims : 22

(12) PATENT APPLICATION PUBLICATION
(21) Application No.2927/CHENP/2014 A
(19) INDIA
(22) Date of filing of Application :17/04/2014
(43) Publication Date : 03/07/2015

(54) Title of the invention : POWER CONVERSION CONTROL DEVICE POWER CONVERSION CONTROL METHOD ELECTRIC MOTOR AND VEHICLE DRIVE SYSTEM

(51) International classification :H02P27/06
(31) Priority Document No :NA
(32) Priority Date :NA
(33) Name of priority country :NA
(86) International Application No :PCT/JP2011/072645
Filing Date :30/09/2011
(87) International Publication No :WO 2013/046462
(61) Patent of Addition to Application Number :NA
Filing Date :NA
(62) Divisional to Application Number :NA
Filing Date :NA

(71)**Name of Applicant :**
1)Mitsubishi Electric Corporation
Address of Applicant :7 3 Marunouchi 2 chome Chiyoda ku Tokyo 1008310 Japan
(72)**Name of Inventor :**
1)YOKOZUTSUMI Ryo
2)OKADA Yuruki
3)YAMASAKI Hisanori
4)KATO Sho

(57) Abstract :
The power conversion control device according to the present invention controls a power conversion unit (2) for converting DC power to AC power on the basis of modulated waves and carrier waves and is provided with: a modulated wave generation unit (6) which generates modulated waves on the basis of an output voltage phase angle command and a percentage of modulation; a carrier wave generation unit (5) which if there is not an over modulated state generates as carrier waves triangular waves or sawtooth waves and if there is an over modulated state generates as carrier waves a signal fixed to 1 in a first section which is a specific region centered on a timing corresponding to the peak position of a modulated wave a signal fixed to +1 in a second section which is the first section having been shifted by half a cycle of the modulated wave and triangular waves or sawtooth waves in the remaining third section; and a comparison unit (7) which compares the carrier waves and the modulated waves and generates a switching signal.

No. of Pages : 30 No. of Claims : 8

(12) PATENT APPLICATION PUBLICATION
(19) INDIA
(22) Date of filing of Application :22/04/2014
(21) Application No.3009/CHENP/2014 A
(43) Publication Date : 03/07/2015

(54) Title of the invention : VALVE DEVICE

(51) International classification :F16K27/02,F16K31/44,F16K31/54
(31) Priority Document No :2011208498
(32) Priority Date :26/09/2011
(33) Name of priority country :Japan
(86) International Application No :PCT/JP2012/072349
Filing Date :03/09/2012
(87) International Publication No :WO 2013/047096
(61) Patent of Addition to Application Number :NA
Filing Date :NA
(62) Divisional to Application Number :NA
Filing Date :NA

(71)**Name of Applicant :**
1)NEC CORPORATION
Address of Applicant :7 1 Shiba 5 chome Minato ku Tokyo 1088001 Japan
(72)**Name of Inventor :**
1)IKE Daisuke

(57) Abstract :
Provided is a valve device configured so that the inclusion of the wear debris of the valve shaft into fluid is prevented and so that a variation in the flow rate is minimized. A valve device (14) is provided with a valve box (5) a valve shaft (8) a first flexible film (13) and a second flexible film (16). The valve box is provided with an inlet opening (2) and an outlet opening (3) and has formed therein a space for containing fluid. The valve shaft is inserted through a through hole (10) formed in the wall of the valve box and moves in the longitudinal direction of the through hole to move a valve body (7) which blocks the flow of the fluid from the inlet opening (2) to the outlet opening (3). The first flexible film has an insertion hole through which the valve shaft is inserted. The outer peripheral end of the first flexible film is affixed to the peripheral edge of the through hole and the peripheral edge of the insertion hole of the first flexible film is affixed to the outer periphery of the valve shaft. Thus the gap between the through hole and the valve shaft is closed. The second flexible film forms a part of the wall of the valve box (5).

No. of Pages : 29 No. of Claims : 10

(12) PATENT APPLICATION PUBLICATION
(19) INDIA
(22) Date of filing of Application :24/04/2014
(21) Application No.3085/CHENP/2014 A
(43) Publication Date : 03/07/2015

(54) Title of the invention : SELECTION OF ACKNOWLEDGMENT TIMING IN WIRELESS COMMUNICATIONS

(51) International classification :H04L1/18,H04L5/22
(31) Priority Document No :61/556109
(32) Priority Date :04/11/2011
(33) Name of priority country :U.S.A.
(86) International Application No :PCT/US2012/031040
Filing Date :28/03/2012
(87) International Publication No :WO 2013/066387
(61) Patent of Addition to Application Number :NA
Filing Date :NA
(62) Divisional to Application Number :NA
Filing Date :NA

(71)**Name of Applicant :**
1)INTEL CORPORATION
Address of Applicant :2200 Mission College Boulevard Santa Clara California 95052 U.S.A.
(72)**Name of Inventor :**
1)HE Hong
2)FWU Jong Kae

(57) Abstract :
Disclosed is a method including communicating by a mobile device with a base station via first and second component carriers having different frequency bands and time division duplexing (TDD) configurations. The method may include receiving one or more downlink transmissions via the second component carrier. The method may include selecting a hybrid automatic repeat request (HARQ) timing sequence based on the TDD configurations of the first and second component carriers. The method may include transmitting one or more positive acknowledgment and/or negative acknowledgement (ACK/NACK) signals associated with the one or more downlink transmissions according to the selected HARQ timing sequence. Other embodiments may be described and claimed.

No. of Pages : 36 No. of Claims : 24

(12) PATENT APPLICATION PUBLICATION
(19) INDIA
(22) Date of filing of Application :24/04/2014
(21) Application No.3086/CHENP/2014 A
(43) Publication Date : 03/07/2015

(54) Title of the invention : METHOD APPARATUS AND COMPUTER PROGRAM PRODUCT FOR FILTERING LIST IN WIRELESS REQUEST

(51) International classification :H04W28/02,H04W48/00
(31) Priority Document No :13/275813
(32) Priority Date :18/10/2011
(33) Name of priority country :U.S.A.
(86) International Application No :PCT/FI2012/050793
Filing Date :20/08/2012
(87) International Publication No :WO 2013/057360
(61) Patent of Addition to Application Number :NA
Filing Date :NA
(62) Divisional to Application Number :NA
Filing Date :NA

(71)**Name of Applicant :**
1)NOKIA CORPORATION
Address of Applicant :Keilalahdentie 4 FI 02150 Espoo Finland
(72)**Name of Inventor :**
1)KNECKT Jarkko
2)KASSLIN Mika
3)ONG Eng Hwee

(57) Abstract :
Method apparatus and computer program product embodiments of the invention are disclosed to improve the discovery of wireless networks. In example embodiments of the invention a method comprises: transmitting a wireless message including a list of one or more wireless devices from which a response is not desired; and receiving zero or more responses from one or more other wireless devices that are not on the list.

No. of Pages : 51 No. of Claims : 20

(12) PATENT APPLICATION PUBLICATION
(19) INDIA
(22) Date of filing of Application :17/04/2014
(21) Application No.2934/CHENP/2014 A
(43) Publication Date : 03/07/2015

(54) Title of the invention : FROTH FLOTATION PROCESSES

(51) International classification :B03D1/012,B03D1/014,B03D101/02
(31) Priority Document No :61/548417
(32) Priority Date :18/10/2011
(33) Name of priority country :U.S.A.
(86) International Application No :PCT/US2012/060527
Filing Date :17/10/2012
(87) International Publication No :WO 2013/059260
(61) Patent of Addition to Application Number :NA
Filing Date :NA
(62) Divisional to Application Number :NA
Filing Date :NA

(71)**Name of Applicant :**
1)CYTEC TECHNOLOGY CORP.
Address of Applicant :300 Delaware Avenue Wilmington DE 19801 U.S.A.
(72)**Name of Inventor :**
1)NAGARAJ Devarayasamudram R.
2)RICCIO Peter
3)BHAMBHANI Tarun
4)ROTHENBERG Alan S.
5)QUINTANAR Carmina
6)WANG Bing

(57) Abstract :
Froth flotation processes that include adding a beneficiating amount of a value mineral collector composed of an organic ammonium salt of a sulfur containing acid such as hydrocarbyl dithiophosphoric acids hydrocarbyl monothiophosphoric acids mercaptobenzothiazoles hydrocarbyl xanthic acids hydrocarbyl thioglycolic acids hydrocarbyl trithiocarbonic acids and C1 C5 hydrocarbyl dithiocarbamic acid to at least one stage of a froth flotation process to recover value minerals from mineral ore bodies are disclosed herein.

No. of Pages : 23 No. of Claims : 20

(12) PATENT APPLICATION PUBLICATION
(19) INDIA
(22) Date of filing of Application :17/04/2014
(21) Application No.2935/CHENP/2014 A
(43) Publication Date : 03/07/2015

(54) Title of the invention : IMAGE AND VIDEO BASED PEDESTRIAN TRAFFIC ESTIMATION

(51) International classification :G06K9/00
(31) Priority Document No :61/550320
(32) Priority Date :21/10/2011
(33) Name of priority country :U.S.A.
(86) International Application No :PCT/US2012/054913
Filing Date :12/09/2012
(87) International Publication No :WO 2013/058895
(61) Patent of Addition to Application Number :NA
Filing Date :NA
(62) Divisional to Application Number :NA
Filing Date :NA

(71)**Name of Applicant :**
1)QUALCOMM INCORPORATED
Address of Applicant :Attn: International IP Administrator 5775 Morehouse Drive San Diego California 92121 U.S.A.
(72)**Name of Inventor :**
1)CHAO Hui
2)GUPTA Rajarshi

(57) Abstract :
Person detection and tracking techniques may be used to estimate pedestrian traffic in locations equipped with cameras. Persons detected in video data from the cameras may help determine existing pedestrian traffic data. Future pedestrian traffic estimation may be performed to estimate pedestrian traffic characteristics (such as volume direction etc.) Such traffic estimation may be provided to users for route planning/congestion information. A traffic map can be derived based on the number of people at or expected to be at certain locations. The map may be provided to users to provide traffic data and/or estimations.

No. of Pages : 37 No. of Claims : 20

(12) PATENT APPLICATION PUBLICATION
(19) INDIA
(22) Date of filing of Application :22/04/2014
(21) Application No.3016/CHENP/2014 A
(43) Publication Date : 03/07/2015

(54) Title of the invention : LUBRICATION OIL COMPOSITION

(51) International classification :C10M111/04,C10M105/18,C10M105/34
(31) Priority Document No :2011238007
(32) Priority Date :28/10/2011
(33) Name of priority country :Japan
(86) International Application No :PCT/JP2012/077480
Filing Date :24/10/2012
(87) International Publication No :WO 2013/062008
(61) Patent of Addition to Application Number :NA
Filing Date :NA
(62) Divisional to Application Number :NA
Filing Date :NA

(71)**Name of Applicant :**
1)IDEMITSU KOSAN CO.LTD.
Address of Applicant :1 1 Marunouchi 3 chome Chiyoda ku Tokyo 1008321 Japan
(72)**Name of Inventor :**
1)TAMOTO Yoshitaka
2)TSUBOUCHI Toshiyuki

(57) Abstract :
Provided is a lubrication oil composition having an extremely high viscosity index and at the same time a low traction coefficient which is a fluid friction coefficient in an elastohydrodynamic lubrication region wherein the lubrication oil composition has excellent energy and fuel efficiency. The lubrication oil composition is characterized in containing the following components (A) and (B). (A) A low viscosity synthesized oil which is a compound having an ether bond in the molecule and a kinetic viscosity at 40°C of less than 10 mm/s the ratio between the number of oxygen atoms and carbon atoms constituting the compound (the O/C ratio) and the kinetic viscosity (mm/s) of the compound at 40°C satisfying the following equation (1). Kinetic viscosity at 40°C = 12 [(O/C ratio) — 30] (1) (B) A high viscosity synthesized oil which is a hydrocarbon based synthesized oil having a kinetic viscosity at 100°C of no less than 40 mm/s and which comprises one or more materials selected from a olefin oligomers hydrides of a olefin oligomers and ethylene propylene copolymerization oligomers.

No. of Pages : 29 No. of Claims : 5

(12) PATENT APPLICATION PUBLICATION
(21) Application No.3017/CHENP/2014 A
(19) INDIA
(22) Date of filing of Application :22/04/2014
(43) Publication Date : 03/07/2015

(54) Title of the invention : COMPOSITION HAVING CHANGEABLE SOLUBILITY HOLE TRANSPORT MATERIAL COMPOSITION AND ORGANIC ELECTRONIC ELEMENT PRODUCED USING EACH OF SAID COMPOSITIONS

(51) International classification :C08G61/12,H01L51/42,H01L51/50
(31) Priority Document No :2011209610
(32) Priority Date :26/09/2011
(33) Name of priority country :Japan
(86) International Application No :PCT/JP2012/074687
Filing Date :26/09/2012
(87) International Publication No :WO 2013/047581
(61) Patent of Addition to Application Number :NA
Filing Date :NA
(62) Divisional to Application Number :NA
Filing Date :NA

(71)**Name of Applicant :**
1)HITACHI CHEMICAL COMPANY LTD.
Address of Applicant :9 2 Marunouchi 1 chome Chiyoda ku Tokyo 1006606 Japan
(72)**Name of Inventor :**
1)FUNYUU Shigeaki
2)ASANO Naoki
3)ISHITSUKA Kenichi

(57) Abstract :
An embodiment of the present invention relates to a composition which comprises (A) a polymer or oligomer which has a repeating unit that has a hole transporting property and a thienyl group that may have a substituent and (B) an initiator and of which the solubility can be changed when heat light or both of heat and light is applied to the composition.

No. of Pages : 72 No. of Claims : 20

(12) PATENT APPLICATION PUBLICATION
(19) INDIA
(22) Date of filing of Application :24/04/2014
(21) Application No.3096/CHENP/2014 A
(43) Publication Date : 03/07/2015

(54) Title of the invention : IMPROVED MASKING FOR LIGHT EMITTING DEVICE PATTERNS

(51) International classification :H01L27/32,H01L51/52
(31) Priority Document No :61/551471
(32) Priority Date :26/10/2011
(33) Name of priority country :U.S.A.
(86) International Application No :PCT/IB2012/055532
Filing Date :12/10/2012
(87) International Publication No :WO 2013/061197
(61) Patent of Addition to Application Number :NA
Filing Date :NA
(62) Divisional to Application Number :NA
Filing Date :NA

(71)**Name of Applicant :**
1)KONINKLIJKE PHILIPS N.V.
Address of Applicant :High Tech Campus 5 NL 5656 AE Eindhoven Netherlands
(72)**Name of Inventor :**
1)SCHWAB Holger
2)FLEIGE Reinhold Antonius

(57) Abstract :
The present invention relates to a light emitting device with at least two active areas and a more robust method of manufacturing such a device wherein a first electrode layer (20) is deposited through a mask overcoating an active material (10). A second active material (30) is deposited through another mask in such a way that an area which covers and extends beyond the first electrode layer (20) is overcoated with the organic material. Then a second electrode layer (40) is coated through a mask such that it overcoats the whole second active material (30).

No. of Pages : 19 No. of Claims : 15

(12) PATENT APPLICATION PUBLICATION
(19) INDIA
(22) Date of filing of Application :17/04/2014
(21) Application No.2939/CHENP/2014 A
(43) Publication Date : 03/07/2015

(54) Title of the invention : IMAGE PICKUP UNIT AND VEHICLE IN WHICH IMAGE PICKUP UNIT IS MOUNTED

(51) International classification :G01N21/17,G01W1/14,H04N5/225
(31) Priority Document No :2011240848
(32) Priority Date :02/11/2011
(33) Name of priority country :Japan
(86) International Application No :PCT/JP2012/078266
Filing Date :25/10/2012
(87) International Publication No :WO 2013/065765
(61) Patent of Addition to Application Number :NA
Filing Date :NA
(62) Divisional to Application Number :NA
Filing Date :NA

(71)**Name of Applicant :**
1)RICOH COMPANY LTD.
Address of Applicant :3 6 Nakamagome 1 chome Ohta ku Tokyo 1438555 Japan
(72)**Name of Inventor :**
1)ITOH Izumi
2)HIRAI Hideaki

(57) Abstract :
An image pickup lens has a focal length far from a position of a transparent member. An image pickup device is put on the side of the transparent member the same as that of a light source and takes reflected light including regular reflection from an interface between an adhered object on the other surface of the transparent member and air. Assuming an incident angle of the emitted light on the transparent member when the light reflected in regular reflection by the other surface of the transparent member is incident on the image pickup lens being s an incident angle of a typical light beam of the emitted light falls within s 30 deg through s and an incident angle of a main element of the emitted light is less than s.

No. of Pages : 171 No. of Claims : 11

(12) PATENT APPLICATION PUBLICATION
(19) INDIA
(22) Date of filing of Application :14/01/2013
(21) Application No.302/CHENP/2013 A
(43) Publication Date : 03/07/2015

(54) Title of the invention : METHODS AND APPARATUS TO POLL IN WIRELESS COMMUNICATIONS

(51) International classification :H04W72/12
(31) Priority Document No :12/841873
(32) Priority Date :22/07/2010
(33) Name of priority country :U.S.A.
(86) International Application No :PCT/IB2011/052891
Filing Date :30/06/2011
(87) International Publication No :WO 2012/011002
(61) Patent of Addition to Application Number :NA
Filing Date :NA
(62) Divisional to Application Number :NA
Filing Date :NA

(71)**Name of Applicant :**
1)RESEARCH IN MOTION LIMITED
Address of Applicant :295 Phillip Street Waterloo Ontario N2L 3W8 Canada
(72)**Name of Inventor :**
1)HOLE David Philip
2)SNOW Christopher Harris
3)ABDEL SAMAD Ayman Ahmed
4)ARORA Dinesh Kumar
5)ALMALKI Nazih

(57) Abstract :
Example methods and apparatus to poll in wireless communications are disclosed. A disclosed example method involves receiving a poll from a network during a first radio block period and identifying a resource for use in sending requested information to the network in response to the poll. The resource occurs during a subsequent radio block period and the identifying of the resource is based on receipt of an uplink allocation indicator. The example method also involves transmitting a response to the poll.

No. of Pages : 77 No. of Claims : 29

(12) PATENT APPLICATION PUBLICATION
(19) INDIA
(22) Date of filing of Application :24/04/2014
(21) Application No.3098/CHENP/2014 A
(43) Publication Date : 03/07/2015

(54) Title of the invention : ENDOSCOPIC REGISTRATION OF VESSEL TREE IMAGES

(51) International classification :A61B19/00
(31) Priority Document No :61/551513
(32) Priority Date :26/10/2011
(33) Name of priority country :U.S.A.
(86) International Application No :PCT/IB2012/055739
Filing Date :19/10/2012
(87) International Publication No :WO 2013/061225
(61) Patent of Addition to Application Number :NA
Filing Date :NA
(62) Divisional to Application Number :NA
Filing Date :NA

(71)**Name of Applicant :**
1)KONINKLIJKE PHILIPS N.V.
Address of Applicant :High Tech Campus 5 NL 5656 AE Eindhoven Netherlands
(72)**Name of Inventor :**
1)POPOVIC Aleksandra
2)ELHAWARY Haytham
3)HALL Christopher Stephen

(57) Abstract :
An image registration system an endoscope (12) and an endoscope controller (22). In operation the endoscope (12) generates an intra operative endoscopic image (14) of a vessel tree (e.g. an arterial tree or a venous tree) within an anatomical region and the endoscope controller (22) image registers the intra operative endoscopic image (14) of the vessel tree to a pre operative three dimensional image (44) of the vessel tree within the anatomical region. The image registration includes an image matching of a graphical representation of each furcation of the vessel tree within the intra operative endoscopic image (14) of the vessel tree to a graphical representation of each furcation of the vessel tree within the pre operative three dimensional image (44) of the vessel tree.

No. of Pages : 32 No. of Claims : 20

(12) PATENT APPLICATION PUBLICATION
(19) INDIA
(22) Date of filing of Application :24/04/2014
(21) Application No.3099/CHENP/2014 A
(43) Publication Date : 03/07/2015

(54) Title of the invention : LIGHT EMITTING ARRANGEMENT

(51) International classification :F21V9/16,F21V13/02,F21Y103/00
(31) Priority Document No :61/551520
(32) Priority Date :26/10/2011
(33) Name of priority country :U.S.A.
(86) International Application No :PCT/IB2012/055474
Filing Date :10/10/2012
(87) International Publication No :WO 2013/061193
(61) Patent of Addition to Application Number :NA
Filing Date :NA
(62) Divisional to Application Number :NA
Filing Date :NA

(71)**Name of Applicant :**
1)KONINKLIJKE PHILIPS N.V.
Address of Applicant :High Tech Campus 5 NL 5656 AE Eindhoven Netherlands
(72)**Name of Inventor :**
1)HIKMET Rifat Ata Mustafa
2)BIJLSMA Albert
3)VAN BOMMEL Ties

(57) Abstract :
A light emitting arrangement (100) comprises: a reflective member (101) having a reflective surface (102); at least one light emitting diode (103) arranged on the reflective surface of the reflective member the at least one light emitting diode being adapted to emit light of a first wavelength; and a wave length converting member (104) comprising a first wavelength converting material adapted to convert light of the first wavelength into light of a second wavelength. The wavelength converting member is arranged on the reflective member and having a top face (105)oriented parallel to the reflective surface of the reflective member and having a first side face (106) and a second side face (107)each arranged between the top face and the reflective member on a respective side of the at least one light emitting diode and wherein the top face is arranged at a vertical distance (V1) from a light emitting surface (108) of the at least one light emitting diode. By adapting the properties dimensions and/or orientation of the faces of the wavelength converting member according to the invention a desirable light distribution from the light emitting arrangement is achieved.

No. of Pages : 22 No. of Claims : 15

(12) PATENT APPLICATION PUBLICATION
(19) INDIA
(22) Date of filing of Application :17/04/2014
(21) Application No.2950/CHENP/2014 A
(43) Publication Date : 03/07/2015

(54) Title of the invention : CATALYST COMPOSITION AND METHOD FOR USE IN SELECTIVE CATALYTIC REDUCTION OF NITROGEN OXIDES

(51) International classification :B01J23/72,B01J29/70,B01D53/94
(31) Priority Document No :PCT/EP2011/005344
(32) Priority Date :24/10/2011
(33) Name of priority country :EPO
(86) International Application No :PCT/EP2012/058003
Filing Date :02/05/2012
(87) International Publication No :WO 2013/060487
(61) Patent of Addition to Application Number :NA
Filing Date :NA
(62) Divisional to Application Number :NA
Filing Date :NA

(71)**Name of Applicant :**
1)HALDOR TOPS˜E A/S
Address of Applicant :Nym¸llevej 55 DK 2800 Kgs. Lyngby Denmark
(72)**Name of Inventor :**
1)STAKHEEV Alexandr Yu
2)GRILL Marie
3)KUSTOV Arkady

(57) Abstract :
Catalyst composition for selective reduction of nitrogen oxides and soot oxidation comprising a physical mixture of one or more acidic zeolite or zeotype components with one ore more redox active metal compounds and a method for selective reduction of nitrogen oxides and soot oxidation by use of the catalyst composition.

No. of Pages : 24 No. of Claims : 16

(12) PATENT APPLICATION PUBLICATION
(19) INDIA
(22) Date of filing of Application :22/04/2014
(21) Application No.3030/CHENP/2014 A
(43) Publication Date : 03/07/2015

(54) Title of the invention : APPLANATION TONOMETER AND METHOD FOR MEASURING THE INTRAOCULAR PRESSURE OF THE EYE

(51) International classification :A61B5/05
(31) Priority Document No :13/284022
(32) Priority Date :28/10/2011
(33) Name of priority country :U.S.A.
(86) International Application No :PCT/US2012/060379
Filing Date :16/10/2012
(87) International Publication No :WO 2013/062807
(61) Patent of Addition to Application Number :NA
Filing Date :NA
(62) Divisional to Application Number :NA
Filing Date :NA

(71)**Name of Applicant :**
1)LIGHTOUCH LLC
Address of Applicant :1622 Kensing Lane Santa Ana CA 92705 U.S.A.
(72)**Name of Inventor :**
1)MAGGIANO John M.
2)MAURATH Steven E.
3)MOEWE Michael

(57) Abstract :
An applanation tonometer (I) for measuring intraocular pressure (I) so that the health of a human or animal eye can be determined. The applanation tonometer (I) includes a prism (9) having a contact rip (10) at one end to be moved into contact with and lightly touched against the cornea of the eye. Incident laser light (76) is transmitted inwardly through the prism to the contact tip (10) at which some of the light (82) is decoupled and lost through the contact tip depending upon the area of contact between the contact tip arid the cornea. The remaining light (84) is reflected by the contact tip outwardly through the prism. A photo detector (64) which is responsive to the light (84) reflected by the contact tip (10) of the prism (9) and a force detector (44) which is responsive to the pressure at the area of contact between the contact tip and the cornea generate paired force and area data pairs that are processed to measure IOP.

No. of Pages : 30 No. of Claims : 20

(12) PATENT APPLICATION PUBLICATION
(19) INDIA
(22) Date of filing of Application :22/04/2014
(21) Application No.3031/CHENP/2014 A
(43) Publication Date : 03/07/2015

(54) Title of the invention : FRONT AIRBAG DEVICE

(51) International classification	:B60R21/203,B60R21/217,B62D1/08
(31) Priority Document No	:2011263142
(32) Priority Date	:30/11/2011
(33) Name of priority country	:Japan
(86) International Application No	:PCT/JP2012/076097
Filing Date	:09/10/2012
(87) International Publication No	:WO 2013/080671
(61) Patent of Addition to Application Number	:NA
Filing Date	:NA
(62) Divisional to Application Number	:NA
Filing Date	:NA

(71)**Name of Applicant :**
1)AUTOLIV DEVELOPMENT AB
Address of Applicant :SE 447 83 Vargarda Sweden
(72)**Name of Inventor :**
1)YOSHIDA Yuichiro

(57) Abstract :
[Problem] To provide a front airbag device configured so that the airbag module can be detached from a steering wheel by more simple work. [Solution] A front airbag device (100) includes a steering wheel (102) and an airbag module (104). The airbag module (104) includes a housing (116). The steering wheel (102) comprises a positioning hook (111a) and a retaining hook (112a). The housing (116) comprises a positioning tab (123a) with which the positioning hook (111a) is engaged and also comprises a bar like elastic body (120a) with which the retaining hook (112a) is engaged. The positioning tab (123a) has an extended section (126) and the steering wheel (102) has a window section (132a) which enables the extended section (126) to be visible from the outside. The tilting of the positioning tab (123a) disengages the positioning tab (123a) from the positioning hook (111a) and moves the elastic body (120a).

No. of Pages : 38 No. of Claims : 13

(12) PATENT APPLICATION PUBLICATION
(21) Application No.3108/CHENP/2014 A
(19) INDIA
(22) Date of filing of Application :24/04/2014
(43) Publication Date : 03/07/2015

(54) Title of the invention : METHOD FOR ENCODING AND DECODING IMAGES BASED ON CONSTRAINED OFFSET COMPENSATION AND LOOP FILTER AND APPARATUS THEREFOR

(51) International classification :H04N7/26
(31) Priority Document No :1020110098601
(32) Priority Date :28/09/2011
(33) Name of priority country :Republic of Korea
(86) International Application No :PCT/KR2012/007833
Filing Date :27/09/2012
(87) International Publication No :WO 2013/048151
(61) Patent of Addition to Application Number :NA
Filing Date :NA
(62) Divisional to Application Number :NA
Filing Date :NA

(71)**Name of Applicant :**
1)ELECTRONICS AND TELECOMMUNICATIONS RESEARCH INSTITUTE
Address of Applicant :161 Gajeong dong Yuseong gu Daejeon si 305 700 Republic of Korea
(72)**Name of Inventor :**
1)LEE Jin Ho
2)KIM Hui Yong
3)LIM Sung Chang
4)CHOI Jin Soo
5)KIM Jin Woong

(57) Abstract :
Provided are a method and apparatus for encoding and decoding images based on constrained offset compensation and a loop filter. The image decoding apparatus: receives from an encoder a first indicator indicating whether a sequence a picture a frame a slice a coding unit (CU) a prediction unit (PU) and/or a transform unit (TU) supports constrained offset compensation; receives from the encoder a second indicator indicating whether constrained sample adaptive offset (SAO) compensation or an adaptive loop filter (ALF) is applied; receives a parameter from the encoder; and applies the SAO compensation or the ALF to pixels of a restored image on the basis of the second indicator and the parameter.

No. of Pages : 79 No. of Claims : 60

(12) PATENT APPLICATION PUBLICATION
(19) INDIA
(22) Date of filing of Application :22/04/2014
(21) Application No.3021/CHENP/2014 A
(43) Publication Date : 03/07/2015

(54) Title of the invention : PRODUCT DISPENSING SYSTEM WITH PWM CONTROLLED SOLENOID PUMP

(51) International classification :F04B49/06,B67D1/08,G05B21/02
(31) Priority Document No :61/552938
(32) Priority Date :28/10/2011
(33) Name of priority country :U.S.A.
(86) International Application No :PCT/US2012/062215
Filing Date :26/10/2012
(87) International Publication No :WO 2013/063463
(61) Patent of Addition to Application Number :NA
Filing Date :NA
(62) Divisional to Application Number :NA
Filing Date :NA

(71)**Name of Applicant :**
1)DEKA PRODUCTS LIMITED PARTNERSHIP
Address of Applicant :340 Commercial Street Manchester NH 03101 U.S.A.
(72)**Name of Inventor :**
1)BEAVIS Russell H.
2)PAWLOWSKI Daniel F.

(57) Abstract :
A system for monitoring flow conditions of fluid flowing from a product container through a solenoid pump. The system includes at least one solenoid pump comprising a solenoid coil which when energized produces a stroke of the solenoid pump at least one product container connected to the at least one solenoid pump wherein the at least one solenoid pump pumps fluid from the at least one product container during each stroke at least one PWM controller configured to energize the at least one solenoid pump at least one current sensor for sensing the current flow through the solenoid coil and producing an output of the sensed current flow and a control logic subsystem for controlling the flow of fluids through the solenoid pump by commanding the PWM controller and for monitoring the current through the solenoid pump by receiving the output from the current sensor wherein the control logic subsystem uses the measured current flow through the solenoid coil to determine whether the stroke of the solenoid pump is functional.

No. of Pages : 224 No. of Claims : 23

(12) PATENT APPLICATION PUBLICATION
(21) Application No.3022/CHENP/2014 A
(19) INDIA
(22) Date of filing of Application :22/04/2014
(43) Publication Date : 03/07/2015

(54) Title of the invention : WATER TREATMENT DEVICE AND METHOD

(51) International classification :C02F 1/48
(31) Priority Document No :13/655569
(32) Priority Date :19/10/2012
(33) Name of priority country :U.S.A.
(86) International Application No :PCT/IB2013/003042
Filing Date :17/10/2013
(87) International Publication No :WO 2014/064540
(61) Patent of Addition to Application Number :NA
Filing Date :NA
(62) Divisional to Application Number :NA
Filing Date :NA

(71)**Name of Applicant :**
1)HOU Hongji
Address of Applicant :Room 301 Unit 2 Building 8 Electric Power Bureau No. 42 Jiefang East Road Linfen City Shanxi Province China
(72)**Name of Inventor :**
1)HOU Hongji

(57) Abstract :
A water treatment system comprising a plurality of pipes each of the plurality of pipes formed of a rare earth metal alloy and configured for water passage therethrough in a water flow direction wherein excitation of electrons in the rare earth metal alloy of at least one pipe in the plurality of pipes forms an electric field along the at least one pipe the electric field having a direction perpendicular to the water flow direction in the at least one pipe and a plurality of permanent magnets configured to create a magnetic field along the at least one pipe the magnetic field having a direction perpendicular to the water flow direction of the at least one pipe wherein the electric field and the magnetic field are configured to break at least some hydrogen bonds between water molecules of water passing through the at least one pipe.

No. of Pages : 26 No. of Claims : 20

(12) PATENT APPLICATION PUBLICATION
(19) INDIA
(22) Date of filing of Application :24/04/2014
(21) Application No.3101/CHENP/2014 A
(43) Publication Date : 03/07/2015

(54) Title of the invention : PERFUSION IMAGING

(51) International classification :A61B6/00,A61B6/03
(31) Priority Document No :61/550490
(32) Priority Date :24/10/2011
(33) Name of priority country :U.S.A.
(86) International Application No :PCT/IB2012/055594
Filing Date :15/10/2012
(87) International Publication No :WO 2013/061202
(61) Patent of Addition to Application Number :NA
Filing Date :NA
(62) Divisional to Application Number :NA
Filing Date :NA

(71)**Name of Applicant :**
1)KONINKLIJKE PHILIPS N.V.
Address of Applicant :High Tech Campus 5 NL 5656 AE Eindhoven Netherlands
(72)**Name of Inventor :**
1)CARMI Raz
2)LAMASH Yechiel

(57) Abstract :
A perfusion imaging data processor (122) includes an agent peak characteristic time determiner (206) configured to determine two or more agent peak characteristic times respectively for two or more circulatory sub systems represented in a same sub set of voxels of a set of time series data of perfusion imaging data an agent peak argument determiner (210)configured to determine an agent peak argument for each of the two or more agent peak characteristic times an agent peak argument relation determiner (212) configured to determine a relationship between the agent peak arguments of the two or more agent peak characteristic times and a perfusion map generator (214) configured to generate based on the determined relationship and the perfusion imaging data at least one perfusion map wherein the at least one perfusion map includes volumetric image data visually presenting at least one of a relationship or a difference between the two or more circulatory sub systems.

No. of Pages : 29 No. of Claims : 25

(12) PATENT APPLICATION PUBLICATION
(21) Application No.3102/CHENP/2014 A
(19) INDIA
(22) Date of filing of Application :24/04/2014
(43) Publication Date : 03/07/2015

(54) Title of the invention : AUDIO SIGNAL NOISE ATTENUATION

(51) International classification :G10L21/0208
(31) Priority Document No :61/550512
(32) Priority Date :24/10/2011
(33) Name of priority country :U.S.A.
(86) International Application No :PCT/IB2012/055792
Filing Date :22/10/2012
(87) International Publication No :WO 2013/061232
(61) Patent of Addition to Application Number :NA
Filing Date :NA
(62) Divisional to Application Number :NA
Filing Date :NA

(71)**Name of Applicant :**
1)KONINKLIJKE PHILIPS N.V.
Address of Applicant :High Tech Campus 5 NL 5656 AE Eindhoven Netherlands
(72)**Name of Inventor :**
1)SRINIVASAN Sriram

(57) Abstract :
A noise attenuation apparatus receives an audio signal comprising a desired and a noise signal component. Two codebooks (109 111) comprise respectively desired signal candidates representing a possible desired signal component and noise signal contribution candidates representing possible noise contributions. A segmenter (103) segments the audio signal into time segments and for each time segment a noise attenuator (105) generates estimated signal candidates by for each of the desired signal candidates generating an estimated signal candidate as a combination of a scaled version of the desired signal candidate and a weighted combination of the noise signal contribution candidates. The noise attenuator (105) minimizes a cost function indicative of a difference between the estimated signal candidate and the audio signal in the time segment. A signal candidate is then determined for the time segment from the estimated signal candidates and the audio signal is noise compensated based on this signal candidate.

No. of Pages : 31 No. of Claims : 15

(12) PATENT APPLICATION PUBLICATION
(19) INDIA
(22) Date of filing of Application :22/04/2014
(21) Application No.3037/CHENP/2014 A
(43) Publication Date : 03/07/2015

(54) Title of the invention : DISTRIBUTED ANTENNA SYSTEM AND METHOD OF MANUFACTURING A DISTRIBUTED ANTENNA SYSTEM

(51) International classification	:H01Q1/00,H01Q13/12,H01Q13/20
(31) Priority Document No	:11290496.6
(32) Priority Date	:26/10/2011
(33) Name of priority country	:EPO
(86) International Application No	:PCT/EP2012/069477
Filing Date	:02/10/2012
(87) International Publication No	:WO 2013/060557
(61) Patent of Addition to Application Number	:NA
Filing Date	:NA
(62) Divisional to Application Number	:NA
Filing Date	:NA

(71)**Name of Applicant :**
1)ALCATEL LUCENT
Address of Applicant :3 avenue Octave Grard F 75007 Paris France
(72)**Name of Inventor :**
1)THOMAS Alexander
2)MAHLANDT Erhard

(57) Abstract :
The present invention relates to a distributed antenna system (100) for transmitting and/or receiving radio frequency RF signals wherein said antenna system (100) comprises at least one elliptical waveguide (110) which comprises a plurality of openings (120_1 120_2 120_3).

No. of Pages : 36 No. of Claims : 13

(12) PATENT APPLICATION PUBLICATION
(19) INDIA
(22) Date of filing of Application :22/04/2014
(21) Application No.3038/CHENP/2014 A
(43) Publication Date : 03/07/2015

(54) Title of the invention : SPECTRAL CAMERA WITH INTEGRATED FILTERS AND MULTIPLE ADJACENT IMAGE COPIES PROJECTED ONTO SENSOR ARRAY

(51) International classification :G01J3/28,G01J3/02
(31) Priority Document No :61/555946
(32) Priority Date :04/11/2011
(33) Name of priority country :U.S.A.
(86) International Application No :PCT/EP2012/071510
Filing Date :30/10/2012
(87) International Publication No :WO 2013/064511
(61) Patent of Addition to Application Number :NA
Filing Date :NA
(62) Divisional to Application Number :NA
Filing Date :NA

(71)**Name of Applicant :**
1)IMEC
Address of Applicant :Kapeldreef 75 B 3001 Leuven Belgium
(72)**Name of Inventor :**
1)GEELEN Bert
2)LAMBRECHTS Andy
3)TACK Klaas

(57) Abstract :
A spectral camera for producing a spectral output has an objective lens (10) for producing an image an optical duplicator (20) an array of filters (30) and a sensor arrays (40) arranged to detect the filtered image copies simultaneously on different parts of the sensor array. A field stop (50) defines an outline of the image copies projected on the sensor array. The filters are integrated on the sensor array which has a planar structure without perpendicular physical barriers for preventing cross talk between each of the adjacent optical channels. The field stop enables adjacent image copies to fit together without gaps for such barriers. The integrated filters mean there is no parasitic cavity causing crosstalk between the adjacent image copies. This means there is no longer a need for barriers between adjacent projected image copies and thus sensor area can be better utilised.

No. of Pages : 49 No. of Claims : 18

(12) PATENT APPLICATION PUBLICATION
(19) INDIA
(22) Date of filing of Application :22/04/2014
(21) Application No.3039/CHENP/2014 A
(43) Publication Date : 03/07/2015

(54) Title of the invention : METHOD FOR ENCODING AND DECODING IMAGES ENCODING AND DECODING DEVICE AND CORRESPONDING COMPUTER PROGRAMS

(51) International classification :H04N7/26
(31) Priority Document No :1160109
(32) Priority Date :07/11/2011
(33) Name of priority country :France
(86) International Application No :PCT/FR2012/052552
Filing Date :06/11/2012
(87) International Publication No :WO 2013/068684
(61) Patent of Addition to Application Number :NA
Filing Date :NA
(62) Divisional to Application Number :NA
Filing Date :NA

(71)**Name of Applicant :**
1)ORANGE
Address of Applicant :78 rue Olivier de Serres F 75015 Paris France
(72)**Name of Inventor :**
1)HENRY Felix
2)CLARE Gordon

(57) Abstract :
The invention relates to a method for encoding at least one image that has been cut up into partitions said method implementing the steps of: predicting (C2) the data of a current partition on the basis of at least one already encoded and then decoded reference partition generating a predicted partition; determining (C6) a set of residual data by comparing data relating to the current partition with the predicted partition said residual data being associated with various digital data items respectively which are intended to undergo entropy encoding. Prior to the step for producing a signal containing said encoded information the following steps are carried out: determining (C71) from said predetermined set of residual data a subset containing residual data capable of being modified; calculating (C8) the value of a function representative of the residual data of said predetermined subset; comparing (C9) said calculated value with a value of at least one of said digital data items; on the basis of the result of said comparison modification (C10) or non modification of at least one of the residual data items of said subset; and in the vent of a modification entropy encoding (C20) said at least one modified residual data item.

No. of Pages : 36 No. of Claims : 14

(12) PATENT APPLICATION PUBLICATION
(19) INDIA
(22) Date of filing of Application :14/01/2013
(21) Application No.312/CHENP/2013 A
(43) Publication Date : 03/07/2015

(54) Title of the invention : TL RETROFIT LED MODULE OUTSIDE SEALED GLASS TUBE

(51) International classification :F21V3/04,F21K99/00,F21Y101/02
(31) Priority Document No :10168134.4
(32) Priority Date :01/07/2010
(33) Name of priority country :EPO
(86) International Application No :PCT/IB2011/052726
Filing Date :22/06/2011
(87) International Publication No :WO 2012/001584
(61) Patent of Addition to Application Number :NA
Filing Date :NA
(62) Divisional to Application Number :NA
Filing Date :NA

(71)**Name of Applicant :**
1)KONINKLIJKE PHILIPS ELECTRONICS N.V.
Address of Applicant :Groenewoudseweg 1 NL 5621 BA Eindhoven Netherlands
(72)**Name of Inventor :**
1)DE KONING Niels
2)VAN DER WEL Pieter Joseph Clara
3)HIKMET Rifat Ata Mustafa
4)KRIEGE Jan Cornelis
5)CILLESSEN Johannes Franciscus Maria
6)WEGH Ren Theodorus

(57) Abstract :
This invention relates to a lighting device comprising a light generation unit (102) which comprises a light emitting diode element (105) having at least one light emitting diode (103) and a light conversion unit (104). The light conversion unit comprises an integral enclosure (110) which encloses a cavity (130) and an organic phosphor element (112) arranged within the cavity. The light generation unit further comprises a base part (114) which includes a thermally conductive material (114) thermally connected with the light emitting diode element. Light generated by the light emitting diode element of the light generation unit is output through the light conversion unit and thereby converted by the organic phosphor element.

No. of Pages : 16 No. of Claims : 9

(12) PATENT APPLICATION PUBLICATION
(21) Application No.2976/CHENP/2014 A
(19) INDIA
(22) Date of filing of Application :21/04/2014
(43) Publication Date : 03/07/2015

(54) Title of the invention : HEATING SYSTEM

(51) International classification :A21B1/48,A21B5/02,A21B1/28
(31) Priority Document No :10 2011 054 018.0
(32) Priority Date :28/09/2011
(33) Name of priority country :Germany
(86) International Application No:PCT/EP2012/066145
Filing Date :17/08/2012
(87) International Publication No :WO 2013/045175
(61) Patent of Addition to Application Number :NA
Filing Date :NA
(62) Divisional to Application Number :NA
Filing Date :NA

(71)**Name of Applicant :**
1)HEBENSTREIT GMBH
Address of Applicant :Hessenring 16 64546 Mrfelden Walldorf Germany
(72)**Name of Inventor :**
1)ENGELMANN Michael

(57) Abstract :
The invention relates to a heating system (2) for heating carriers for baked goods in particular baking trays (6) in a housing of an automatic baking machine installation (1). The heating system (2) has a plurality of gas operated burners which are arranged at a distance from one another. The gas operated burners are porous burners (3). The heating system (2) has a pivoting device (7) which allows a pivoting movement in any desired direction. The heating system (2) additionally has a running rail apparatus (15) on which the porous burners (3) are mounted such that they can move along a predefinable running direction. The heating system (2) also has at least one controllable drive apparatus with which the porous burners (3) and/or the supporting frame (8) can be moved. The heating system (2) can also have a sensor device for detecting process parameters of the heating system (2) and a control device which is connected to the sensor device such that data can be transmitted.

No. of Pages : 16 No. of Claims : 11

(12) PATENT APPLICATION PUBLICATION
(19) INDIA
(22) Date of filing of Application :23/04/2014
(21) Application No.3050/CHENP/2014 A
(43) Publication Date : 03/07/2015

(54) Title of the invention : APPARATUS AND METHOD FOR RECOVERING BURST MODE PULSE WIDTH MODULATION (PWM) AND NON RETURN TO ZERO (NRZ) DATA

(51) International classification :H03L7/08,H04L7/033
(31) Priority Document No :61/560422
(32) Priority Date :16/11/2011
(33) Name of priority country :U.S.A.
(86) International Application No :PCT/US2012/065649
Filing Date :16/11/2012
(87) International Publication No :WO 2013/075009
(61) Patent of Addition to Application Number :NA
Filing Date :NA
(62) Divisional to Application Number :NA
Filing Date :NA

(71)**Name of Applicant :**
1)QUALCOMM INCORPORATED
Address of Applicant :Attn: International IP Administration 5775 Morehouse Drive San Diego California 92121 U.S.A.
(72)**Name of Inventor :**
1)ZHU Zhi
2)KONG Xiaohua
3)DANG Nam V.

(57) Abstract :
A gated voltage controlled oscillator has four identically structured delay cells each of the delay cells having the same output load by connecting to the same number of inputs of other ones of the delay cells. Optionally a four phase sampling clock selects from the delay cell output and samples at a four phase sampler an input signal. Optionally an edge detector synchronizes the phase of the gated voltage controlled oscillator to coincide with NRZ bits. Optionally a variable sampling rate selects different phases from the delay cells to selectively sample NRZ bits at a lower rate. Optionally a pulse width modulation (PWM) mode synchronizes a phase of the sampling clock to sample PWM symbols and recover encoded bits.

No. of Pages : 42 No. of Claims : 30

(12) PATENT APPLICATION PUBLICATION
(19) INDIA
(22) Date of filing of Application :25/04/2014
(21) Application No.3130/CHENP/2014 A
(43) Publication Date : 03/07/2015

(54) Title of the invention : AMINOALKYL SUBSTITUTED N THIENYL BENZAMIDE DERIVATIVE

(51) International classification :C07D333/68,A61K31/381,A61K31/439
(31) Priority Document No :2011236533
(32) Priority Date :27/10/2011
(33) Name of priority country :Japan
(86) International Application No :PCT/JP2012/077660
Filing Date :25/10/2012
(87) International Publication No :WO 2013/062065
(61) Patent of Addition to Application Number :NA
Filing Date :NA
(62) Divisional to Application Number :NA
Filing Date :NA

(71)**Name of Applicant :**
1)ASTELLAS PHARMA INC.
Address of Applicant :5 1 Nihonbashi Honcho 2 chome Chuo ku Tokyo 1038411 Japan
(72)**Name of Inventor :**
1)MIURA Masanori
2)KAGA Daisuke
3)WATANUKI Susumu
4)HACHIYA Shunichiro
5)OKUDA Takao
6)SATO Ippei
7)ISOMURA Mai
8)TERAI Kazuhiro
9)TERADA Yoh

(57) Abstract :
The objective of the present invention is to provide a compound having inhibitory activity against an intestinal phosphate transporter (NPT IIb) and useful as an active ingredient in a hyperphosphatemia therapeutic agent and/or preventive. A thiophene compound represented by formula (I) may be used as a hyperphosphatemia therapeutic agent and/or preventive having NPT IIb inhibitory activity. (In the formula R each represent H or a lower alkyl or the like L each represent a lower alkyl or the like X represents CH or O X each represent CH or N k is 1 3 and n is 0 1.)

No. of Pages : 155 No. of Claims : 12

(12) PATENT APPLICATION PUBLICATION
(21) Application No.3131/CHENP/2014 A
(19) INDIA
(22) Date of filing of Application :25/04/2014
(43) Publication Date : 03/07/2015

(54) Title of the invention : PREVENTING SOLVENT OF CRYSTALLIZATION IN PRODUCTION OF POLYPHOSPHITE LIGANDS

(51) International classification :C07F9/6574
(31) Priority Document No :3721/CHE/2011
(32) Priority Date :31/10/2011
(33) Name of priority country :India
(86) International Application No :PCT/US2012/061874
Filing Date :25/10/2012
(87) International Publication No :WO 2013/066712
(61) Patent of Addition to Application Number :NA
Filing Date :NA
(62) Divisional to Application Number :NA
Filing Date :NA

(71)**Name of Applicant :**
1)DOW TECHNOLOGY INVESTMENTS LLC
Address of Applicant :2020 Dow Center Midland MI 48674 U.S.A.
(72)**Name of Inventor :**
1)MILLER Glenn A.
2)DALVI Pramod
3)RAVAL Ravindrakumar N.

(57) Abstract :
Residual wash solvent e.g. ethyl acetate is removed from polyphosphite e.g. bisphosphite crystals by a process comprising the steps of: A. Mixing the polyphosphite crystals and residual wash solvent with a secondary alcohol e.g. isopropyl alcohol (IPA) to form a mixture of polyphosphite crystals residual wash solvent and secondary alcohol and B. Drying the mixture to remove the residual wash solvent and secondary alcohol to a content of less than 0.5 wt% based on the weight of the polyphosphite crystals.

No. of Pages : 26 No. of Claims : 10

(12) PATENT APPLICATION PUBLICATION
(19) INDIA
(22) Date of filing of Application :25/04/2014
(21) Application No.3132/CHENP/2014 A
(43) Publication Date : 03/07/2015

(54) Title of the invention : POSITIVE DISPLACEMENT PUMP AND OPERATING METHOD THEREOF

(51) International classification :F04B9/109,F04B11/00,F04B43/06
(31) Priority Document No :10 2011 054 073.3
(32) Priority Date :30/09/2011
(33) Name of priority country :Germany
(86) International Application No :PCT/EP2012/069160
Filing Date :28/09/2012
(87) International Publication No :WO 2013/045598
(61) Patent of Addition to Application Number :NA
Filing Date :NA
(62) Divisional to Application Number :NA
Filing Date :NA

(71)**Name of Applicant :**
1)AKER WIRTH GMBH
Address of Applicant :Klner Strae 71 73 41812 Erkelenz Germany
(72)**Name of Inventor :**
1)GIESSBACH Alfred
2)JAEGER Norbert

(57) Abstract :
The invention relates to a positive displacement pump (100) comprising a drive unit (1) and a pump unit (2) having several working chambers (4 4) several displacement elements (3 3) and at least three cylinders (5) preferably exactly three cylinders (5) wherein the pump unit (2) is double acting. The invention further relates to a piston diaphragm pump forming a positive displacement pump wherein a diaphragm stroke is caused by means of working liquid present on the first side of a diaphragm and a medium to be pumped is conducted through a diaphragm chamber bounded by the second side of the diaphragm due to the diaphragm stroke and the diaphragm stroke is caused at a diaphragm position different from a vertical position of the diaphragm.

No. of Pages : 31 No. of Claims : 20

(12) PATENT APPLICATION PUBLICATION
(19) INDIA
(22) Date of filing of Application :23/04/2014
(21) Application No.3055/CHENP/2014 A
(43) Publication Date : 03/07/2015

(54) Title of the invention : ELECTRODE MATERIAL ELECTRODE MATERIAL MANUFACTURING METHOD ELECTRODE AND SECONDARY BATTERY

(51) International classification :H01M4/66,H01M4/02,H01M4/04
(31) Priority Document No :2011234320
(32) Priority Date :25/10/2011
(33) Name of priority country :Japan
(86) International Application No :PCT/JP2012/077217
Filing Date :22/10/2012
(87) International Publication No :WO 2013/061914
(61) Patent of Addition to Application Number :NA
Filing Date :NA
(62) Divisional to Application Number :NA
Filing Date :NA

(71)**Name of Applicant :**
1)KABUSHIKI KAISHA KOBE SEIKO SHO(KOBE STEEL LTD.)
Address of Applicant :10 26 Wakinohama cho 2 chome Chuo ku Kobe shi Hyogo 6518585 Japan
(72)**Name of Inventor :**
1)KATSURA Sho
2)TAKADA Satoru
3)HOSOKAWA Mamoru
4)SATO Toshiki

(57) Abstract :
Provided is a conductive material which has excellent tab weldability and which is arranged in islands and reduces contact resistance with the active substance layer; also provided is an electrode material which has good adhesion with conductive material islands. This electrode material (1) is provided with a substrate (1a) including a metal foil and a conductive material (1b) containing carbon. When observing with a 300μm square field of view the conductive material (1b) is arranged in islands on the surface of the substrate (1a) and the conductive material is fixed to the surface of the substrate together with a hydrophobic resin and a water soluble resin.

No. of Pages : 41 No. of Claims : 7

(12) PATENT APPLICATION PUBLICATION
(19) INDIA
(22) Date of filing of Application :23/04/2014
(21) Application No.3056/CHENP/2014 A
(43) Publication Date : 03/07/2015

(54) Title of the invention : METHOD AND SYSTEM FOR MANAGING THE COMMUNICATION BETWEEN TWO USERS

(51) International classification :H04L29/06,H04M3/436
(31) Priority Document No :TO2011A000858
(32) Priority Date :26/09/2011
(33) Name of priority country :Italy
(86) International Application No :PCT/IB2012/055063
Filing Date :24/09/2012
(87) International Publication No :WO 2013/046109
(61) Patent of Addition to Application Number :NA
Filing Date :NA
(62) Divisional to Application Number :NA
Filing Date :NA

(71)**Name of Applicant :**
1)MESSAGENET S.P.A.
Address of Applicant :Via Giacomo Leopardi 9 20123 Milano (MI) Italy
(72)**Name of Inventor :**
1)FIORENTINO Marco Alberto
2)GALLI Andrea Misa

(57) Abstract :
The present invention relates to a method for managing the communication between a calling user (104) and a called user (108) wherein the communication takes place in real time through the Internet network comprising the steps of: receiving (201 301 401 501 601) a request to initiate a communication with a called user (108) from a calling user (104); requesting (202 302 402 502 603) the calling user (104) to provide an identity element; validating (203) the identity element of the calling user (104); transmitting (204 305 406 504 606) the validated identity element to the called user (108). The present method finds application in the field of Click to call technologies; in a preferred embodiment the identity element comprises an e mail address of the calling user (104) to which a validation element is sent. The present method further concerns a related system for managing the communication between a calling user (104) and a called user (108).

No. of Pages : 22 No. of Claims : 15

(12) PATENT APPLICATION PUBLICATION
(19) INDIA
(22) Date of filing of Application :25/04/2014
(21) Application No.3134/CHENP/2014 A
(43) Publication Date : 03/07/2015

(54) Title of the invention : UNIFIED DESIGN FOR PICTURE PARTITIONING SCHEMES

(51) International classification :H04N7/26,H04N7/50
(31) Priority Document No :61/551862
(32) Priority Date :26/10/2011
(33) Name of priority country :U.S.A.
(86) International Application No :PCT/US2012/062166
Filing Date :26/10/2012
(87) International Publication No :WO 2013/063425
(61) Patent of Addition to Application Number :NA
Filing Date :NA
(62) Divisional to Application Number :NA
Filing Date :NA

(71)**Name of Applicant :**
1)QUALCOMM INCORPORATED
Address of Applicant :ATTN: International IP Administration 5775 Morehouse Drive San Diego California 92121 1714 U.S.A.
(72)**Name of Inventor :**
1)COBAN Muhammed Zeyd
2)WANG Ye Kui
3)KARCZEWICZ Marta

(57) Abstract :
A video coder can control in picture prediction across slice boundaries within a picture. In one example a first syntax element can control if in picture prediction across slice boundaries for slices of a picture. If in picture prediction across slice boundaries is enabled for the picture then a second syntax element can control for an individual slices if in picture prediction across slice boundaries is enabled for the slice.

No. of Pages : 57 No. of Claims : 22

(12) PATENT APPLICATION PUBLICATION
(19) INDIA
(22) Date of filing of Application :25/04/2014
(21) Application No.3135/CHENP/2014 A
(43) Publication Date : 03/07/2015

(54) Title of the invention : SUPPORTING VOICE FOR FLEXIBLE BANDWIDTH SYSTEMS

(51) International classification :H04W28/20
(31) Priority Document No :61/556777
(32) Priority Date :07/11/2011
(33) Name of priority country :U.S.A.
(86) International Application No :PCT/US2012/063895
Filing Date :07/11/2012
(87) International Publication No :WO 2013/070722
(61) Patent of Addition to Application Number :NA
Filing Date :NA
(62) Divisional to Application Number :NA
Filing Date :NA

(71)**Name of Applicant :**
1)QUALCOMM INCORPORATED
Address of Applicant :Attn: International Ip Administration 5775 Morehouse Drive San Diego California 92121 1714 U.S.A.
(72)**Name of Inventor :**
1)DAS Soumya
2)DURAL Ozgur
3)PARK Edwin C.
4)SONG Bongyong
5)SOLIMAN Samir Salib
6)HUANG Yuheng

(57) Abstract :
Methods systems and devices for supporting voice communications in a wireless communications system are provided. Some embodiments utilize multiple code channels to transmit the voice frames. These embodiments include parallel multi code embodiments offset multi code embodiments and multi user multi code embodiments. Some embodiments utilize flexible carrier bandwidths systems that may utilize portions of spectrum that may not be big enough to fit a normal bandwidth waveform. Some embodiments transmit and receive a subset of subframes of voice frames received over flexible bandwidth code channels. In some embodiments a subset of subframes based on a flexible bandwidth scaling factor of one or more flexible bandwidth code channels is transmitted. The receiver may decode the voice frame based on the received subset of subframes. An outer loop power control set point may be adjusted to provide a predetermined frame error rate based on the number of transmitted subframes.

No. of Pages : 87 No. of Claims : 57

(12) PATENT APPLICATION PUBLICATION
(19) INDIA
(22) Date of filing of Application :23/04/2014
(21) Application No.3053/CHENP/2014 A
(43) Publication Date : 03/07/2015

(54) Title of the invention : PROCESS FOR PRODUCING POLYAMIDES VIA ANIONIC POLYMERIZATION

(51) International classification	:C08G18/80,C08G69/20,C08G18/02
(31) Priority Document No	:11183118.6
(32) Priority Date	:28/09/2011
(33) Name of priority country	:EPO
(86) International Application No	:PCT/EP2012/068388
Filing Date	:19/09/2012
(87) International Publication No	:WO 2013/045319
(61) Patent of Addition to Application Number	:NA
Filing Date	:NA
(62) Divisional to Application Number	:NA
Filing Date	:NA

(71)**Name of Applicant :**
1)BASF SE
Address of Applicant :67056 Ludwigshafen Germany
(72)**Name of Inventor :**
1)DESBOIS Philippe
2)BRUCHMANN Bernd
3)SCHERZER Dietrich
4)WOLLNY Andreas
5)RADTKE Andreas

(57) Abstract :
The present invention relates to a process for producing polyamides preferably crosslinked polyamides via anionic polymerization of lactams in the presence of an anionic catalyst and of a caprolactam capped polyisocyanate wherein said isocyanate comprises more than 3.5 capped isocyanate groups.

No. of Pages : 9 No. of Claims : 10

(12) PATENT APPLICATION PUBLICATION
(21) Application No.3137/CHENP/2014 A
(19) INDIA
(22) Date of filing of Application :25/04/2014
(43) Publication Date : 03/07/2015

(54) Title of the invention : DYNAMIC BANDWIDTH ADJUSTMENT IN FLEXIBLE BANDWIDTH SYSTEMS

(51) International classification :H04W72/04
(31) Priority Document No :61/556777
(32) Priority Date :07/11/2011
(33) Name of priority country :U.S.A.
(86) International Application No :PCT/US2012/063905
Filing Date :07/11/2012
(87) International Publication No :WO 2013/070731
(61) Patent of Addition to Application Number :NA
Filing Date :NA
(62) Divisional to Application Number :NA
Filing Date :NA

(71)**Name of Applicant :**
1)QUALCOMM INCORPORATED
Address of Applicant :Attn: International Ip Administration 5775 Morehouse Drive San Diego California 92121 1714 U.S.A.
(72)**Name of Inventor :**
1)AWONIYI Olufunmilola O.
2)DAS Soumya
3)PARK Edwin C.
4)SOLIMAN Samir Salib

(57) Abstract :
Methods systems and devices are provided for dynamically adapting the bandwidth of flexible bandwidth carriers. Adapting the bandwidth of a flexible bandwidth carrier may be achieved through changing the scale factor of the flexible bandwidth signal. Information such as traffic patterns interference measurements etc. may be utilized to determine the adapted scaling factors. In macrocellular deployments for example dynamically adjusting the bandwidth of a flexible bandwidth system may be utilized in order to increase network capacity mitigate interference caused to other carriers avoid adjacent carrier interference and/or save energy on the network. Traffic pattern and other information may also be utilized to dynamically adjust uplink and downlink bandwidths of a flexible bandwidth carrier either jointly or independently.

No. of Pages : 72 No. of Claims : 56

(12) PATENT APPLICATION PUBLICATION
(19) INDIA
(22) Date of filing of Application :25/04/2014
(21) Application No.3138/CHENP/2014 A
(43) Publication Date : 03/07/2015

(54) Title of the invention : VOICE SERVICE SOLUTIONS FOR FLEXIBLE BANDWIDTH SYSTEMS

(51) International classification :H04J13/16,H04W28/22
(31) Priority Document No :61/556777
(32) Priority Date :07/11/2011
(33) Name of priority country :U.S.A.
(86) International Application No :PCT/US2012/063903
Filing Date :07/11/2012
(87) International Publication No :WO 2013/070729
(61) Patent of Addition to Application Number :NA
Filing Date :NA
(62) Divisional to Application Number :NA
Filing Date :NA

(71)**Name of Applicant :**
1)QUALCOMM INCORPORATED
Address of Applicant :Attn: International IP Administration 5775 Morehouse Drive San Diego California 92121 1714 U.S.A.
(72)**Name of Inventor :**
1)HUANG Yuheng
2)SONG Bongyong
3)PARK Edwin C.
4)SOLIMAN Samir Salib
5)DAS Soumya
6)AWONIYI Olufunmilola O.

(57) Abstract :
Methods systems and devices are disclosed for providing services such as voice services within flexible bandwidth systems. In general the scaling of one or more aspects of a flexible bandwidth system may be compensated for through altering one or more aspects within a code domain. The tools and techniques may include scaling spreading factors (with rate matching tuning in some embodiments) multi code transmission code rate increases AMR codec rate adjustments and/or higher order modulation. Subframe decoding approaches for the reception scheme may also be utilized. These tools and techniques can be flexibly implemented on the mobile device and/or base station side. Some embodiments may also minimize the latency introduced by the transmission and/or reception process. Flexible bandwidths systems may utilize portions of spectrum that may be too big or too small to fit a normal bandwidth waveform.

No. of Pages : 90 No. of Claims : 56

(12) PATENT APPLICATION PUBLICATION
(19) INDIA
(22) Date of filing of Application :25/04/2014
(21) Application No.3139/CHENP/2014 A
(43) Publication Date : 03/07/2015

(54) Title of the invention : SET MANAGEMENT FOR FLEXIBLE BANDWIDTH CARRIERS

(51) International classification :H04W36/00,H04W24/10
(31) Priority Document No :61/556777
(32) Priority Date :07/11/2011
(33) Name of priority country :U.S.A.
(86) International Application No :PCT/US2012/063916
Filing Date :07/11/2012
(87) International Publication No :WO 2013/070742
(61) Patent of Addition to Application Number :NA
Filing Date :NA
(62) Divisional to Application Number :NA
Filing Date :NA

(71)**Name of Applicant :**
1)QUALCOMM INCORPORATED
Address of Applicant :Attn: International IP Administration 5775 Morehouse Drive San Diego California 92121 1714 U.S.A.
(72)**Name of Inventor :**
1)AWONIYI Olufunmilola O.
2)DAS Soumya
3)PARK Edwin C.

(57) Abstract :
Methods systems and devices for mobility management for wireless communications systems that utilize flexible bandwidth carriers are provided. Some embodiments include intra frequency and/or inter frequency set management based on the value of bandwidth scaling factors for flexible bandwidth carriers to facilitate the mobility management. For example one or more cells of a wireless communications system may be identified. A respective bandwidth scaling factor associate with each respective identified cell may be identified. A user equipment may be configured determine multiple sets. Each respective set may be associated with one of the respective bandwidth scaling factors. The user equipment may be configured to associate each respective identified cell with one of the respective sets based on their respective associated bandwidth scaling factors.

No. of Pages : 72 No. of Claims : 59

(12) PATENT APPLICATION PUBLICATION
(19) INDIA
(22) Date of filing of Application :21/04/2014
(21) Application No.2982/CHENP/2014 A
(43) Publication Date : 03/07/2015

(54) Title of the invention : GLYCOSYLATED POLYPEPTIDE AND PHARMACEUTICAL COMPOSITION CONTAINING SAME

(51) International classification	:C07K14/565,A61K38/00,A61K38/21
(31) Priority Document No	:2011218793
(32) Priority Date	:01/10/2011
(33) Name of priority country	:Japan
(86) International Application No	:PCT/JP2012/075262
Filing Date	:28/09/2012
(87) International Publication No	:WO 2013/047846
(61) Patent of Addition to Application Number	:NA
Filing Date	:NA
(62) Divisional to Application Number	:NA
Filing Date	:NA

(71)**Name of Applicant :**
1)GLYTECH INC.
Address of Applicant :134 Chudoji minamimachi Shimogyo ku Kyoto shi Kyoto 6008813 Japan
(72)**Name of Inventor :**
1)SAKAMOTO Izumi
2)FUKAE Kazuhiro
3)TEZUKA Katsunari
4)TAZURU Keisuke
5)MAEDA Masatoshi
6)KAJIHARA Yasuhiro
7)TSUJI Takashi

(57) Abstract :
[Problem] To provide a glycosylated polypeptide having a uniform carbohydrate structure wherein the glycosylated polypeptide has interferon activity. [Solution] It was discovered that a glycosylated polypeptide having a uniform carbohydrate structure and having interferon activity can be produced by a method that includes a step for synthesizing a glycosylated peptide fragment and at least two peptide fragments and a step for linking the glycosylated peptide fragment and the at least two peptide fragments.

No. of Pages : 212 No. of Claims : 27

(12) PATENT APPLICATION PUBLICATION
(19) INDIA
(22) Date of filing of Application :14/01/2013
(21) Application No.306/CHENP/2013 A
(43) Publication Date : 03/07/2015

(54) Title of the invention : IMMUNOSUPPRESSION MODULATING COMPOUNDS

(51) International classification :A61K38/17,C07K14/705
(31) Priority Document No :1805/CHE/2010
(32) Priority Date :25/06/2010
(33) Name of priority country :India
(86) International Application No :PCT/IN2011/000426
Filing Date :27/06/2011
(87) International Publication No :WO 2011/161699
(61) Patent of Addition to Application Number :NA
Filing Date :NA
(62) Divisional to Application Number :NA
Filing Date :NA

(71)**Name of Applicant :**
1)AURIGENE DISCOVERY TECHNOLOGIES LIMITED
Address of Applicant :# 39 40 KIADB Industrial Area Electronic City Phase II Hosur Road Bangalore 560 100 Andhra Pradesh India
(72)**Name of Inventor :**
1)SASIKUMAR Pottayil Govindan Nair
2)RAMACHANDRA Muralidhara
3)VADLAMANI Suresh Kumar
4)VEMULA Koteswara Rao
5)SATYAM Leena Khare
6)SUBBARAO Krishnaprasad
7)SHRIMALI Rajeev K.
8)KANDEPU Sreenivas

(57) Abstract :
The present invention provides immunosuppression compounds capable of inhibiting the programmed cell death 1 (PDl) signalling pathway. The present invention further provides peptide based compositions for treatment of cancer or treatment of infections via immunopotentiation caused by inhibition of immunosuppressive signaling induced by PD 1 PD L1 or PD L2 and therapies using them immunopotentiative substrates included as the active ingredient. Further the invention provides an application of the compositions containing the peptide moieties for preventive and/or therapeutic agents for cancer cancer metastasis immunodeficiency an infectious disease or the like and an application of peptide moieties as a testing or diagnostic agent or a research agent for such a disease.

No. of Pages : 201 No. of Claims : 29

(12) PATENT APPLICATION PUBLICATION
(19) INDIA
(22) Date of filing of Application :25/04/2014
(21) Application No.3142/CHENP/2014 A
(43) Publication Date : 03/07/2015

(54) Title of the invention : DYNAMIC BANDWIDTH ADJUSTMENT IN FLEXIBLE BANDWIDTH SYSTEMS

(51) International classification :H04W72/04
(31) Priority Document No :61/556777
(32) Priority Date :07/11/2011
(33) Name of priority country :U.S.A.
(86) International Application No :PCT/US2012/063912
Filing Date :07/11/2012
(87) International Publication No :WO 2013/070738
(61) Patent of Addition to Application Number :NA
Filing Date :NA
(62) Divisional to Application Number :NA
Filing Date :NA

(71)**Name of Applicant :**
1)QUALCOMM INCORPORATED
Address of Applicant :Attn: International IP Administration 5775 Morehouse Drive San Diego California 92121 1714 U.S.A.
(72)**Name of Inventor :**
1)AWONIYI Olufunmilola O.
2)DAS Soumya
3)PARK Edwin C.
4)QUICK Roy Franklin Jr.
5)SOLIMAN Samir Salib

(57) Abstract :
Methods systems and devices for wireless communication are provided for mobility management for wireless communications systems that utilize a flexible bandwidth carrier. Some embodiments include approaches for determining bandwidth information such as one or more bandwidth scaling factors N and/or flexible bandwidths at a user equipment (UE) where the bandwidth information may not be signaled to the UE. Embodiments for determining bandwidth information include: random ordered bandwidth scaling factor approaches delay ordered bandwidth scaling factor approaches storing bandwidth scaling factor value in UE Neighbor Record approaches spectrum measurement approaches spectrum calculation approaches and/or a priori approaches. Flexible bandwidth carrier systems may utilize spectrum portions that may not be big enough to fit a normal waveform. Flexible bandwidth carrier systems may be generated through dilating or scaling down time frame lengths bandwidth or the chip rate of the flexible bandwidth carrier systems with respect to a normal bandwidth carrier system.

No. of Pages : 70 No. of Claims : 61

(12) PATENT APPLICATION PUBLICATION
(19) INDIA
(22) Date of filing of Application :25/04/2014
(21) Application No.3143/CHENP/2014 A
(43) Publication Date : 03/07/2015

(54) Title of the invention : HALF DUPLEX/FULL DUPLEX OPERATION FOR TDD CARRIER AGGREGATION

(51) International classification :H04W72/12,H04W76/02
(31) Priority Document No :61/542765
(32) Priority Date :03/10/2011
(33) Name of priority country :U.S.A.
(86) International Application No :PCT/US2012/059128
Filing Date :05/10/2012
(87) International Publication No :WO 2013/052917
(61) Patent of Addition to Application Number :NA
Filing Date :NA
(62) Divisional to Application Number :NA
Filing Date :NA

(71)**Name of Applicant :**
1)QUALCOMM INCORPORATED
Address of Applicant :ATTN: International IP Administration 5775 Morehouse Drive San Diego California 92121 1714 U.S.A.
(72)**Name of Inventor :**
1)GAAL Peter
2)DAMNJANOVIC Jelena M.
3)FONG Gene
4)CHEN Wanshi
5)MONTOJO Juan

(57) Abstract :
Aspects of the present disclosure relate to methods for communicating using TDD and carrier aggregation.

No. of Pages : 40 No. of Claims : 29

(12) PATENT APPLICATION PUBLICATION
(19) INDIA
(22) Date of filing of Application :25/04/2014
(21) Application No.3144/CHENP/2014 A
(43) Publication Date : 03/07/2015

(54) Title of the invention : ASSISTANCE INFORMATION FOR FLEXIBLE BANDWIDTH CARRIER MOBILITY METHODS SYSTEMS AND DEVICES

(51) International classification :H04W36/00
(31) Priority Document No :61/556777
(32) Priority Date :07/11/2011
(33) Name of priority country :U.S.A.
(86) International Application No :PCT/US2012/063907
Filing Date :07/11/2012
(87) International Publication No :WO 2013/070733
(61) Patent of Addition to Application Number :NA
Filing Date :NA
(62) Divisional to Application Number :NA
Filing Date :NA

(71)**Name of Applicant :**
1)QUALCOMM INCORPORATED
Address of Applicant :Attn: International IP Administration 5775 Morehouse Drive San Diego California 92121 1714 U.S.A.
(72)**Name of Inventor :**
1)AWONIYI Olufunmilola O.
2)DAS Soumya
3)PARK Edwin C.
4)QUICK Roy Franklin Jr.
5)SOLIMAN Samir Salib

(57) Abstract :
Methods systems and devices for mobility management for wireless communications systems that utilize a flexible bandwidth carrier are provided. Some embodiments include determining and transmitting assistance information to one or more user equipment (UEs) to facilitate mobility management with respect to the flexible bandwidth carrier. Some embodiments include signaling flexible bandwidth carrier information to UEs including but not limited to: UE centric approaches network centric approaches network centric approaches with PLMN SIB creation approaches and/or application layer approaches. A flexible bandwidth carrier may involve a wireless communications system that may utilize portions of spectrum that may not fit a normal bandwidth. A flexible bandwidth carrier may be generated with respect to a normal bandwidth carrier through dilating or scaling down the time or the chip rate of the flexible bandwidth carrier with respect to the normal bandwidth carrier. Some embodiments may expand a bandwidth for a flexible bandwidth carrier.

No. of Pages : 80 No. of Claims : 58

(12) PATENT APPLICATION PUBLICATION
(19) INDIA
(22) Date of filing of Application :15/04/2014
(21) Application No.2849/CHENP/2014 A
(43) Publication Date : 03/07/2015

(54) Title of the invention : STABLE FORMALDEHYDE FREE MICROCAPSULES

(51) International classification :B01J13/14,A01N25/28,C11D3/50
(31) Priority Document No :11188600.8
(32) Priority Date :10/11/2011
(33) Name of priority country :EPO
(86) International Application No :PCT/EP2012/071340
Filing Date :29/10/2012
(87) International Publication No :WO 2013/068255
(61) Patent of Addition to Application Number :NA
Filing Date :NA
(62) Divisional to Application Number :NA
Filing Date :NA

(71)**Name of Applicant :**
1)FIRMENICH SA
Address of Applicant :1 route des Jeunes P. O. Box 239 CH 1211 Geneva 8 Switzerland
(72)**Name of Inventor :**
1)BERTHIER Damien
2)LEON Graldine
3)PARET Nicolas
4)OUALI Lahoussine

(57) Abstract :
The present invention relates to water dispersible core shell microcapsules essentially free of formaldehyde. In particular it concerns core shell microcapsules having a shell obtained by reacting polyisocyanates or polyoxirans cross linkers and oligomeric compositions which are the reaction products between a polyamine component and a particular mixture of glyoxal and a C 2 2 dialkoxy ethanal. The present invention comprises also the invention s core shell microcapsules as part of a perfuming composition or of a perfuming consumer product.

No. of Pages : 42 No. of Claims : 14

(12) PATENT APPLICATION PUBLICATION
(19) INDIA
(22) Date of filing of Application :17/04/2014
(21) Application No.2923/CHENP/2014 A
(43) Publication Date : 03/07/2015

(54) Title of the invention : METHODS OF INHIBITING TUMOR GROWTH BY ANTAGONIZING IL 6 RECEPTOR

(51) International classification	:C07K16/28,A61K39/395,C07K16/32
(31) Priority Document No	:61/557939
(32) Priority Date	:10/11/2011
(33) Name of priority country	:U.S.A.
(86) International Application No	:PCT/US2012/064311
Filing Date	:09/11/2012
(87) International Publication No	:WO 2013/071016
(61) Patent of Addition to Application Number	:NA
Filing Date	:NA
(62) Divisional to Application Number	:NA
Filing Date	:NA

(71)**Name of Applicant :**
1)REGENERON PHARMACEUTICALS INC.
Address of Applicant :777 Old Saw Mill River Road Tarrytown NY 10591 U.S.A.
(72)**Name of Inventor :**
1)ZHANG Li

(57) Abstract :
The present invention provides methods for inhibiting or attenuating tumor growth in a subject by administering an IL 6 antagonist to the subject. In certain embodiments the methods of the invention are used to inhibit the growth of an anti VEGF resistant tumor in a subject. The IL 8 antagonist may be e.g. an antibody that spectficaiiy binds SL 6R The 11 6 antagonist may be administered in combination with a VEGF antagonist and/or an EGFR antagonist.

No. of Pages : 35 No. of Claims : 40

(12) PATENT APPLICATION PUBLICATION
(19) INDIA
(22) Date of filing of Application :17/04/2014
(21) Application No.2924/CHENP/2014 A
(43) Publication Date : 03/07/2015

(54) Title of the invention : ADDITIONAL CARRIER TYPES FOR LTE

(51) International classification :H04W72/04
(31) Priority Document No :2011211585
(32) Priority Date :27/09/2011
(33) Name of priority country :Japan
(86) International Application No :PCT/JP2012/073247
Filing Date :05/09/2012
(87) International Publication No :WO 2013/047191
(61) Patent of Addition to Application Number :NA
Filing Date :NA
(62) Divisional to Application Number :NA
Filing Date :NA

(71)**Name of Applicant :**
1)NEC Corporation
Address of Applicant :7 1 Shiba 5 chome Minato ku Tokyo 1088001 Japan
(72)**Name of Inventor :**
1)NGUYEN Phong
2)SATHANANTHAN Satha

(57) Abstract :
A method for transmitting and receiving a carrier segment in a wireless communications system including a base station and a user equipment is disclosed. The carrier segment includes a first band having a first bandwidth and a second band having a second bandwidth wherein a first segment gap is disposed in a frequency domain between the first band and the second band.

No. of Pages : 34 No. of Claims : 16

(12) PATENT APPLICATION PUBLICATION
(19) INDIA
(22) Date of filing of Application :21/04/2014
(21) Application No.2998/CHENP/2014 A
(43) Publication Date : 03/07/2015

(54) Title of the invention : STACKED VIAS FOR VERTICAL INTEGRATION

(51) International classification :B81B7/00,B81C1/00
(31) Priority Document No :13/278080
(32) Priority Date :20/10/2011
(33) Name of priority country :U.S.A.
(86) International Application No :PCT/US2012/060648
Filing Date :17/10/2012
(87) International Publication No :WO 2013/059345
(61) Patent of Addition to Application Number :NA
Filing Date :NA
(62) Divisional to Application Number :NA
Filing Date :NA

(71)**Name of Applicant :**
1)QUALCOMM MEMS TECHNOLOGIES INC.
Address of Applicant :5775 Morehouse Drive San Diego California 92121 1714 U.S.A.
(72)**Name of Inventor :**
1)PAN Yaoling
2)ZHOU Lixia

(57) Abstract :
This disclosure provides systems methods and apparatus for a via structure. In one aspect an apparatus includes a substrate and a first electromechanical systems device on a surface of the substrate. The first electromechanical systems device includes a first metal layer and a second metal layer. A first via structure can be included on the surface of the substrate. The first via structure includes the first metal layer the second metal layer and a third metal layer. The first metal layer of the first electromechanical systems device may be the same metal layer as the first metal layer of the first via structure.

No. of Pages : 59 No. of Claims : 20

(12) PATENT APPLICATION PUBLICATION
(19) INDIA
(22) Date of filing of Application :21/04/2014
(21) Application No.2999/CHENP/2014 A
(43) Publication Date : 03/07/2015

(54) Title of the invention : INTRA MODE VIDEO CODING

(51) International classification :H04N7/26
(31) Priority Document No :61/556029
(32) Priority Date :04/11/2011
(33) Name of priority country :U.S.A.
(86) International Application No :PCT/US2012/063297
Filing Date :02/11/2012
(87) International Publication No :WO 2013/067334
(61) Patent of Addition to Application Number :NA
Filing Date :NA
(62) Divisional to Application Number :NA
Filing Date :NA

(71)**Name of Applicant :**
1)QUALCOMM INCORPORATED
Address of Applicant :ATTN: International IP Administration 5775 Morehouse Drive San Diego California 92121 1714 U.S.A.
(72)**Name of Inventor :**
1)SEREGIN Vadim
2)CHIEN Wei Jung
3)KARCZEWICZ Marta

(57) Abstract :
This disclosure relates to methods and apparatus for encoding and decoding video data. In an example an intra mode for predicting a current block of video data and most probable intra modes (MPMs) for predicting the current block of video data may be determined. An index for each of the MPMs based on an order in which the intra mode for predicting the current block is compared to the MPMs may be determined. When one of the MPMs for predicting the current block matches the intra mode for predicting the current block the index of the matching MPM is signaled.

No. of Pages : 61 No. of Claims : 63

(12) PATENT APPLICATION PUBLICATION
(19) INDIA
(22) Date of filing of Application :25/04/2014
(21) Application No.3153/CHENP/2014 A
(43) Publication Date : 03/07/2015

(54) Title of the invention : MAT MATERIAL AND EXHAUST GAS PURIFICATION DEVICE

(51) International classification :F01N3/28,F01N3/022,B01D53/94
(31) Priority Document No :2011231971
(32) Priority Date :21/10/2011
(33) Name of priority country :Japan
(86) International Application No :PCT/JP2012/075607
Filing Date :03/10/2012
(87) International Publication No :WO 2013/058108
(61) Patent of Addition to Application Number :NA
Filing Date :NA
(62) Divisional to Application Number :NA
Filing Date :NA

(71)**Name of Applicant :**
1)IBIDEN CO. LTD.
Address of Applicant :1 Kandacho 2 chome Ogaki shi Gifu 5038604 Japan
(72)**Name of Inventor :**
1)NISHI Akihito

(57) Abstract :
The purpose of the present invention is to provide a mat material that is less susceptible to reduction in holding power. The mat material of the present invention is a mat material comprising glass fibers wherein the mat material is characterized in that the glass fibers contain 52 to 66 wt% of SiO 9 to 26 wt% of AlO 15 to 27 wt% of CaO 0 to 9 wt% of MgO 0 to 4 wt% of TiO 0 to 5 wt% of ZnO and a total of 0 to 2 wt% of NaO and KO but contain substantially no BO.

No. of Pages : 45 No. of Claims : 10

(12) PATENT APPLICATION PUBLICATION
(21) Application No.2914/CHENP/2014 A
(19) INDIA
(22) Date of filing of Application :16/04/2014
(43) Publication Date : 03/07/2015

(54) Title of the invention : ELECTRONIC CONTROL DEVICE FOR AUTOMOBILE AND DATA COMMUNICATION METHOD

(51) International classification :G06F11/00,F02D45/00
(31) Priority Document No :2011205439
(32) Priority Date :21/09/2011
(33) Name of priority country :Japan
(86) International Application No :PCT/JP2012/071791
Filing Date :29/08/2012
(87) International Publication No :WO 2013/042513
(61) Patent of Addition to Application Number :NA
Filing Date :NA
(62) Divisional to Application Number :NA
Filing Date :NA

(71)**Name of Applicant :**
1)HITACHI AUTOMOTIVE SYSTEMS LTD.
Address of Applicant :2520 Takaba Hitachinaka shi Ibaraki 3128503 Japan
(72)**Name of Inventor :**
1)ABE Yusuke
2)YUASA Koji
3)ARAI Toshihisa

(57) Abstract :
In the present invention an electronic control device for an automobile is provided with a non volatile memory that can electrically erase and write data and as a result of communication using a communication buffer the device acquires programs to be written to the non volatile memory for prescribed sizes. The electronic control device for an automobile receives a program using communication buffers the number of which exceeds the number of communication buffers used by an on board state communication environment.

No. of Pages : 53 No. of Claims : 8

(12) PATENT APPLICATION PUBLICATION
(19) INDIA
(22) Date of filing of Application :16/04/2014
(21) Application No.2915/CHENP/2014 A
(43) Publication Date : 03/07/2015

(54) Title of the invention : APPARATUS AND METHOD FOR RUNNING APPLICATION IN MOBILE TERMINAL

(51) International classification :G06F3/14,G06F9/44
(31) Priority Document No :1020110094588
(32) Priority Date :20/09/2011
(33) Name of priority country :Republic of Korea
(86) International Application No :PCT/KR2012/007460
Filing Date :18/09/2012
(87) International Publication No :WO 2013/042921
(61) Patent of Addition to Application Number :NA
Filing Date :NA
(62) Divisional to Application Number :NA
Filing Date :NA

(71)**Name of Applicant :**
1)SAMSUNG ELECTRONICS CO. LTD.
Address of Applicant :129 Samsung ro Yeongtong gu Suwon si Gyeonggi do 443 742 Republic of Korea
(72)**Name of Inventor :**
1)KOO Hye Won
2)KU Han Jun
3)KIM Do Yeon
4)LEE Eun Joo
5)LEE Chung Kyu

(57) Abstract :
An apparatus and method for running an application in a mobile terminal are provided. The apparatus includes a display for displaying on a current screen a first object for running a first application corresponding to a type of a touch event and a controller for displaying the first object for running the first application according to the type of the touch event and displaying a second object for running a second application according to a type of a touch event having occurred on the first object while displaying the first object.

No. of Pages : 26 No. of Claims : 28

(12) PATENT APPLICATION PUBLICATION
(21) Application No.3075/CHENP/2014 A
(19) INDIA
(22) Date of filing of Application :24/04/2014
(43) Publication Date : 03/07/2015

(54) Title of the invention : ALLOCATION OF BASEBAND RESOURCES TO A RADIO UNIT OF A SERVING CELL

(51) International classification :H04W88/08
(31) Priority Document No :NA
(32) Priority Date :NA
(33) Name of priority country :NA
(86) International Application No :PCT/SE2011/051419
Filing Date :24/11/2011
(87) International Publication No :WO 2013/077790
(61) Patent of Addition to Application Number :NA
Filing Date :NA
(62) Divisional to Application Number :NA
Filing Date :NA

(71)**Name of Applicant :**
1)TELEFONAKTIEBOLAGET L M ERICSSON (PUBL)
Address of Applicant :S 164 83 Stockholm Sweden
(72)**Name of Inventor :**
1)JOHANSSON Bernt
2)–STERLING Jacob

(57) Abstract :
Communication system (100) and a method in a communication system for allocating an amount of baseband resource in one of a plurality of digital units (150 151 152 153 154 55) to a radio unit (112)serving a cell (122). The method comprises estimating (301) the 5 amount of the baseband resource to be allocated to the radio unit (112) identifying (302) a digital unit (150 151 152 153 154 155) of the plurality of digital units on which a neighbour radio unit (110 114) serving a neighbour cell (120 124) situated in a geographical vicinity of the cell (122) is allocated baseband resource determining (303) that the digital unit (150 151 152 153 154 155) has available baseband resource of the 10 estimated (301) amount and if so allocating (304)the estimated (301) amount of baseband resource in the digital unit (150 151 152 153 154 155) to the radio unit (112).

No. of Pages : 40 No. of Claims : 25

(12) PATENT APPLICATION PUBLICATION
(19) INDIA
(22) Date of filing of Application :24/04/2014
(21) Application No.3076/CHENP/2014 A
(43) Publication Date : 03/07/2015

(54) Title of the invention : PERIODIC AMBIENT WAVEFORM ANALYSIS FOR DYNAMIC DEVICE CONFIGURATION

(51) International classification :H04W4/02,H04W64/00,G06F17/30
(31) Priority Document No :13/277080
(32) Priority Date :19/10/2011
(33) Name of priority country :U.S.A.
(86) International Application No :PCT/US2012/057413
Filing Date :27/09/2012
(87) International Publication No :WO 2013/058948
(61) Patent of Addition to Application Number :NA
Filing Date :NA
(62) Divisional to Application Number :NA
Filing Date :NA

(71)**Name of Applicant :**
1)FACEBOOK INC.
Address of Applicant :1601 Willow Road Menlo Park CA 94025 U.S.A.
(72)**Name of Inventor :**
1)PAPAKIPOS Matthew Nicholas
2)GARCIA David Harry

(57) Abstract :
Client devices periodically capture ambient audio waveforms and modify their own device configuration based on the captured audio waveform. In particular embodiments client devices generate waveform fingerprints and upload the fingerprints to a server for analysis. The server compares the waveform fingerprints to a database of stored waveform fingerprints and upon finding a match pushes content or other information to the client device. The fingerprints in the database may be uploaded by other users and compared to the received client waveform fingerprint based on common location or other social factors. Thus a client s location may be enhanced if the location of users whose fingerprints match the client s is known and based upon this enhanced location the server may transmit an instruction to the device to modify its device configuration.

No. of Pages : 37 No. of Claims : 20

(12) PATENT APPLICATION PUBLICATION
(19) INDIA
(22) Date of filing of Application :25/04/2014
(21) Application No.3158/CHENP/2014 A
(43) Publication Date : 03/07/2015

(54) Title of the invention : SPRAY DELIVERY SYSTEM

(51) International classification :A61M5/19
(31) Priority Document No :13/284600
(32) Priority Date :28/10/2011
(33) Name of priority country :U.S.A.
(86) International Application No :PCT/US2012/062232
Filing Date :26/10/2012
(87) International Publication No :WO 2013/063476
(61) Patent of Addition to Application Number :NA
Filing Date :NA
(62) Divisional to Application Number :NA
Filing Date :NA

(71)**Name of Applicant :**
1)MEDTRONIC XOMED INC.
Address of Applicant :6743 Southpoint Drive North Jacksonville FL 32216 0980 U.S.A.
(72)**Name of Inventor :**
1)SHERMAN Ethan G.
2)LITTLE David J.
3)CHEN Wei
4)PRISCO John R.
5)FRIEND Matthew J.
6)MYNTTI Matthew F.
7)ZELMER Tom
8)GODFREY Cyan
9)ATTRIDE Roy

(57) Abstract :
A delivery system for delivering multiple components that is assembled snap fit assembly and threadless engagement of syringes and associated parts.

No. of Pages : 21 No. of Claims : 11

(12) PATENT APPLICATION PUBLICATION
(19) INDIA
(22) Date of filing of Application :17/04/2014
(21) Application No.2929/CHENP/2014 A
(43) Publication Date : 03/07/2015

(54) Title of the invention : SYSTEM AND METHOD FOR USER AUTHENTICATION

(51) International classification :H04L9/32,H04L9/08,H04W12/06
(31) Priority Document No :61/538114
(32) Priority Date :22/09/2011
(33) Name of priority country :U.S.A.
(86) International Application No :PCT/CA2012/050661
Filing Date :21/09/2012
(87) International Publication No :WO 2013/040713
(61) Patent of Addition to Application Number :NA
Filing Date :NA
(62) Divisional to Application Number :NA
Filing Date :NA

(71)**Name of Applicant :**
1)KINESIS IDENTITY SECURITY SYSTEM INC.
Address of Applicant :518 1489 Marine Drive West Vancouver British Columbia V7T 1B8 Canada
(72)**Name of Inventor :**
1)BELL Jonathan G.
2)JENNINGS Kenneth W.

(57) Abstract :
A system and method for providing authentication of a user is disclosed. The use of a non confidential and unique user identification number and a temporary access code separates authentication of the user from transmission of any user passwords or user identifiable data as well as provides a ubiquitous means to authenticate the user with unrelated organizations without any information passing between those organizations.

No. of Pages : 22 No. of Claims : 15

(12) PATENT APPLICATION PUBLICATION
(21) Application No.301/CHENP/2013 A
(19) INDIA
(22) Date of filing of Application :14/01/2013
(43) Publication Date : 03/07/2015

(54) Title of the invention : METHODS AND APPARATUS TO COMMUNICATE DATA BETWEEN A WIRELESS NETWORK AND A MOBILE STATION

(51) International classification :H04W72/04
(31) Priority Document No :12/841868
(32) Priority Date :22/07/2010
(33) Name of priority country :U.S.A.
(86) International Application No :PCT/IB2011/052888
Filing Date :30/06/2011
(87) International Publication No :WO 2012/011001
(61) Patent of Addition to Application Number :NA
Filing Date :NA
(62) Divisional to Application Number :NA
Filing Date :NA

(71)**Name of Applicant :**
1)RESEARCH IN MOTION LIMITED
Address of Applicant :295 Phillip Street Waterloo Ontario N2L 3W8 Canada
(72)**Name of Inventor :**
1)HOLE David Philip
2)SNOW Christopher Harris
3)ABDEL SAMED Ayman Ahmed
4)ARORA Dinesh Kumar
5)ALMALKI Nazih

(57) Abstract :
Example methods and apparatus to communicate data between a wireless network and a mobile station are disclosed. A disclosed example method involves identifying a first quantity of resources for use in communicating first data to a mobile station in a first radio block period and a second quantity of resources for use in communicating second data to the mobile station in a second radio block period. The total quantity of the first and second quantities of resources comply with a maximum allowable quantity of resources specified for a plurality of radio block periods including the first and second radio block periods. The example method also involves sending to the mobile station the first data in the first quantity of resources during the first radio block period and the second data in the second quantity of resources during the second radio block period.

No. of Pages : 78 No. of Claims : 28

(12) PATENT APPLICATION PUBLICATION
(21) Application No.3010/CHENP/2014 A
(19) INDIA
(22) Date of filing of Application :22/04/2014
(43) Publication Date : 03/07/2015

(54) Title of the invention : FEEDING UNIT AND METHOD FOR FEEDING SEALED PACKS OF POURABLE FOOD PRODUCTS

(51) International classification :B65B43/52,B65B61/28,B65B19/02
(31) Priority Document No :11187354.3
(32) Priority Date :31/10/2011
(33) Name of priority country :EPO
(86) International Application No :PCT/EP2012/067245
Filing Date :05/09/2012
(87) International Publication No :WO 2013/064291
(61) Patent of Addition to Application Number :NA
Filing Date :NA
(62) Divisional to Application Number :NA
Filing Date :NA

(71)**Name of Applicant :**
1)TETRA LAVAL HOLDINGS & FINANCE S.A.
Address of Applicant :70 Avenue Gnral Guisan CH 1009 Pully Switzerland
(72)**Name of Inventor :**
1)PEDRETTI Richard
2)FONTANAZZI Paolo
3)RIMONDI Fabrizio

(57) Abstract :
There is described a feeding unit (1) for feeding sealed packs (2) of pourable food products to a folding unit configured to form folded packages from relative said packs (2); the feeding unit (1) comprising a feeding conveyor (21) adapted to receive packs (2) at an inlet station (IS) of the feeding unit (1) and to drive them to an outlet station (OS) of the feeding unit (1); the feeding conveyor (21) comprising at least one push member (27) movable cyclically and having a cooperating surface (31) adapted to cooperate in use with a relative pack (2) to push it towards the outlet station (OS) along a substantially rectilinear portion (RP) of an advancement path wherein said cooperating surface (31) has an involute shaped profile. Furthermore there is provided a corresponding method for feeding sealed packs (2) of pourable food products to a folding unit.

No. of Pages : 24 No. of Claims : 10

(12) PATENT APPLICATION PUBLICATION
(21) Application No.3174/CHENP/2014 A
(19) INDIA
(22) Date of filing of Application :25/04/2014
(43) Publication Date : 03/07/2015

(54) Title of the invention : COMPOSITE STRUCTURE PRODUCT USING SAME AND METHOD FOR PRODUCING COMPOSITE STRUCTURE

(51) International classification :B32B9/00,B65D65/40,C09D7/12
(31) Priority Document No :2011221096
(32) Priority Date :05/10/2011
(33) Name of priority country :Japan
(86) International Application No :PCT/JP2012/006433
Filing Date :05/10/2012
(87) International Publication No :WO 2013/051287
(61) Patent of Addition to Application Number :NA
Filing Date :NA
(62) Divisional to Application Number :NA
Filing Date :NA

(71)**Name of Applicant :**
1)KURARAY CO. LTD.
Address of Applicant :1621 Sakazu Kurashiki shi Okayama 7100801 Japan
(72)**Name of Inventor :**
1)YOSHIDA Kentaro
2)SASAKI Ryoichi
3)OMODA Mamoru
4)HIROSE Wataru
5)SHIBATA Manabu
6)OSHITA Tatsuya

(57) Abstract :
Disclosed is a composite structure which comprises a base (X) and a layer (Y) that is arranged on the base (X). The layer (Y) contains a reaction product (R) and the reaction product (R) is obtained by reacting at least a metal oxide (A) and a phosphorus compound (B) with each other. The peak position of the binding energy of the 1s electron orbital of an oxygen atom as determined by X ray photoelectron spectroscopy of the layer (Y) is at 532.0 eV or higher and the half value width of the peak is less than 2.0 eV.

No. of Pages : 72 No. of Claims : 28

(12) PATENT APPLICATION PUBLICATION
(19) INDIA
(22) Date of filing of Application :25/04/2014
(21) Application No.3175/CHENP/2014 A
(43) Publication Date : 03/07/2015

(54) Title of the invention : COMPOSITE STRUCTURE AND PRODUCTION METHOD THEREFOR PACKAGING MATERIAL AND MOLDED ARTICLE USING SAME AND COATING LIQUID

(51) International classification :B05D7/24,B32B9/00,B65D65/40
(31) Priority Document No :2011221099
(32) Priority Date :05/10/2011
(33) Name of priority country :Japan
(86) International Application No :PCT/JP2012/006435
Filing Date :05/10/2012
(87) International Publication No :WO 2013/051288
(61) Patent of Addition to Application Number :NA
Filing Date :NA
(62) Divisional to Application Number :NA
Filing Date :NA

(71)**Name of Applicant :**
1)KURARAY CO. LTD.
Address of Applicant :1621 Sakazu Kurashiki shi Okayama 7100801 Japan
(72)**Name of Inventor :**
1)SASAKI Ryoichi
2)YOSHIDA Kentaro
3)OMODA Mamoru
4)NAGANO Suehiko
5)OSHITA Tatsuya

(57) Abstract :
The disclosed method includes: a step (I) in which a dispersion liquid (S) including an aluminum compound (A) is prepared; a step (II) in which the dispersion liquid (S) and a prescribed phosphorus compound (B) are mixed and a coating liquid (U) is prepared; a step (III) in which the coating liquid (U) is coated on a base material (X) and a precursor layer for a layer (Y) is formed; and a step (IV) in which the precursor layer is heat treated at a temperature of at least 110°C and the layer (Y) is formed. The aluminum compound (A) can be formed by adding acid to a solution including an aluminate. The number of moles (N) of aluminum atoms derived from the aluminum compound (A) and the number of moles (N) of phosphorus atoms derived from the phosphorus compound (B) fulfill 0.8(N)/(N)4.5.

No. of Pages : 60 No. of Claims : 32

(12) PATENT APPLICATION PUBLICATION
(19) INDIA
(22) Date of filing of Application :21/04/2014
(21) Application No.3004/CHENP/2014 A
(43) Publication Date : 03/07/2015

(54) Title of the invention : METHOD FOR PRODUCING MINERAL OIL USING SURFACTANTS BASED ON A MIXTURE OF C20 GUERBET C22 GUERBET C24 GUERBET CONTAINING HYDROCARBON ALKOXYLATES

(51) International classification :C09K8/584,C11D1/06,C11D1/29
(31) Priority Document No :11186288.4
(32) Priority Date :24/10/2011
(33) Name of priority country :EPO
(86) International Application No :PCT/EP2012/070730
Filing Date :19/10/2012
(87) International Publication No :WO 2013/060623
(61) Patent of Addition to Application Number :NA
Filing Date :NA
(62) Divisional to Application Number :NA
Filing Date :NA

(71)**Name of Applicant :**
1)BASF SE
Address of Applicant :67056 Ludwigshafen Germany
(72)**Name of Inventor :**
1)BITTNER Christian
2)OETTER G¼nter
3)TINSLEY Jack
4)SPINDLER Christian
5)ALVAREZ JRGENSON Gabriela
6)MAITRO VOGEL Sophie

(57) Abstract :
The invention relates to a surfactant mixture containing in relation to the hydrocarbon part (R)(R) CH CH at least three different ionic surfactants of general formula (I) wherein R R A k X o Y a b M have the meaning indicated in the description and the claims. The invention further relates to the use and production thereof and to aqueous surfactant formulations containing the mixtures and to a method for producing mineral oil by means of Winsor type III micro emulsion flooding in which the aqueous surfactant formulation is forced through injection wells into a mineral oil deposit and the crude oil is removed from the deposit through production wells.

No. of Pages : 26 No. of Claims : 13

(12) PATENT APPLICATION PUBLICATION
(21) Application No.309/CHENP/2013 A
(19) INDIA
(22) Date of filing of Application :14/01/2013
(43) Publication Date : 03/07/2015

(54) Title of the invention : PARALLEL MAGNETIC RESONANCE IMAGING USING UNDERSAMPLED COIL DATA FOR COIL SENSITIVITY ESTIMATION

(51) International classification :G01R33/561
(31) Priority Document No :61/361046
(32) Priority Date :02/07/2010
(33) Name of priority country :U.S.A.
(86) International Application No :PCT/IB2011/052724
Filing Date :22/06/2011
(87) International Publication No :WO 2012/001583
(61) Patent of Addition to Application Number :NA
Filing Date :NA
(62) Divisional to Application Number :NA
Filing Date :NA

(71)**Name of Applicant :**
1)KONINKLIJKE PHILIPS ELECTRONICS N.V.
Address of Applicant :Groenewoudseweg 1 NL 5621 BA Eindhoven Netherlands
2)PHILIPS INTELLECTUAL PROPERTY AND STANDARDS GMBH
(72)**Name of Inventor :**
1)HUANG Feng
2)DONEVA Mariya
3)BOERNERT Peter
4)SENEGAS Julien

(57) Abstract :
A computer program product (1344 1346 1348) comprising machine executable instructions for performing a method of acquiring a magnetic resonance image (1342) the method comprising the steps of: acquiring (100 200 300) a set of coil array data (1334) of an imaging volume (1304) using a coil array (1314) wherein the set of coil array data comprises coil element data acquired for each antenna element (1316) of the coil array; acquiring (102 202 302) body coil data (1336) of the imaging volume with a body coil (1318) wherein the body coil data and/or the array coil data is sub sampled; reconstructing (104 204 206 304 306 308) a set of coil sensitivity maps (1338) using the set of coil array data and the body coil data wherein there is a coil sensitivity map for each antenna element of the coil array; acquiring (106 208 310) magnetic resonance imaging data (1340) of the imaging volume using a parallel imaging method (1332); and reconstructing (108 210 312) the magnetic resonance image using the magnetic resonance imaging data and the set of coil sensitivity maps.

No. of Pages : 38 No. of Claims : 15

(12) PATENT APPLICATION PUBLICATION
(19) INDIA
(22) Date of filing of Application :25/04/2014
(21) Application No.3172/CHENP/2014 A
(43) Publication Date : 03/07/2015

(54) Title of the invention : SPECTRAL CAMERA WITH MOSAIC OF FILTERS FOR EACH IMAGE PIXEL

(51) International classification :G01J3/28,G01J3/02
(31) Priority Document No :61/556066
(32) Priority Date :04/11/2011
(33) Name of priority country :U.S.A.
(86) International Application No :PCT/EP2012/071509
Filing Date :30/10/2012
(87) International Publication No :WO 2013/064510
(61) Patent of Addition to Application Number :NA
Filing Date :NA
(62) Divisional to Application Number :NA
Filing Date :NA

(71)**Name of Applicant :**
1)IMEC
Address of Applicant :Kapeldreef 75 B 3001 Leuven Belgium
(72)**Name of Inventor :**
1)GEELEN Bert
2)LAMBRECHTS Andy
3)TACK Klaas

(57) Abstract :
A spectral camera for producing a spectral output has an objective lens (10) for producing an image a mosaic of filters (30) for passing different bands of the optical spectrum and a sensor array (40) arranged to detect pixels of the image at the different bands passed by the filters wherein for each of the pixels the sensor array has a cluster of sensor elements for detecting the different bands and the mosaic has a corresponding cluster of filters of different bands integrated on the sensor element so that the image can be detected simultaneously at the different bands. The filters are first order Fabry Perot filters which can give any desired passband to give high spectral definition. Cross talk can be reduced since there is no longer a parasitic cavity.

No. of Pages : 39 No. of Claims : 11

(12) PATENT APPLICATION PUBLICATION
(21) Application No.3173/CHENP/2014 A
(19) INDIA
(22) Date of filing of Application :25/04/2014
(43) Publication Date : 03/07/2015

(54) Title of the invention : COMPOSITE STRUCTURE PACKAGING MATERIAL AND MOLDED ARTICLE USING SAME AND PRODUCTION METHOD AND COATING LIQUID THEREFOR

(51) International classification	:B32B9/00,B65D65/40,C09D7/12
(31) Priority Document No	:2011221074
(32) Priority Date	:05/10/2011
(33) Name of priority country	:Japan
(86) International Application No	:PCT/JP2012/006432
Filing Date	:05/10/2012
(87) International Publication No	:WO 2013/051286
(61) Patent of Addition to Application Number	:NA
Filing Date	:NA
(62) Divisional to Application Number	:NA
Filing Date	:NA

(71)**Name of Applicant :**
1)KURARAY CO. LTD.
Address of Applicant :1621 Sakazu Kurashiki shi Okayama 7100801 Japan
(72)**Name of Inventor :**
1)SASAKI Ryoichi
2)YOSHIDA Kentaro
3)OMODA Mamoru
4)HIROSE Wataru
5)SHIBATA Manabu
6)OSHITA Tatsuya

(57) Abstract :
The disclosed composite structure includes a base material (X) and a layer (Y). The layer (Y) includes a mixture of a metal oxide (A) a phosphorus compound (B) and a compound (L) (silicon compound). A compound containing a site capable of reacting with the metal oxide (A) is included in the phosphorus compound (B) and compound (L) examples. The equation 0.01N/N0.30 is satisfied when the number of moles of a metal atom (M) derived from the metal oxide (A) is N and the number of moles of a Si atom derived from the compound (L) is N. In addition the equation 0.8N/N4.5 is satisfied when the number of moles of a phosphorus atom derived from the phosphorus compound (B) is N.

No. of Pages : 80 No. of Claims : 38

(12) PATENT APPLICATION PUBLICATION
(19) INDIA
(22) Date of filing of Application :22/04/2014
(21) Application No.3028/CHENP/2014 A
(43) Publication Date : 03/07/2015

(54) Title of the invention : METHOD FOR MANUFACTURING PNEUMATIC TIRES

(51) International classification :B29D30/30,B60C5/14
(31) Priority Document No :2011219824
(32) Priority Date :04/10/2011
(33) Name of priority country :Japan
(86) International Application No :PCT/JP2012/069157
Filing Date :27/07/2012
(87) International Publication No :WO 2013/051325
(61) Patent of Addition to Application Number :NA
Filing Date :NA
(62) Divisional to Application Number :NA
Filing Date :NA

(71)**Name of Applicant :**
1)SUMITOMO RUBBER INDUSTRIES LTD.
Address of Applicant :6 9 Wakinohama cho 3 chome Chuo ku Kobe shi Hyogo 6510072 Japan
(72)**Name of Inventor :**
1)IMOTO Yoji
2)SUGIMOTO Mutsuki

(57) Abstract :
This method for manufacturing pneumatic tires whereby green tires are formed comprises: (a) an assembly step in which a laminated body is manufactured by offsetting ends (2a 2b) in the width direction of an inner liner (2) and ends (3a 3b) in the width direction of an unvulcanized rubber sheet (3) 50 mm to 500 mm from each other in the width direction and bonding said inner liner and unvulcanized rubber sheet; (b) a cutting step in which strips (4) are manufactured by cutting the laminated body at a fixed length corresponding to the width of a drum (5); (c) a joining step in which a strip (4) is wound around the entire circumference of the drum (5) in such a manner that the cut surface of the strip is oriented in the circumferential direction of the drum (5) and the inner liner (2) is on the inside and the positions of the ends (2a 2b) of the inner liner (2) and the ends (3a 3b) of the unvulcanized rubber sheet (3) are offset a fixed distance and the ends are then joined.

No. of Pages : 183 No. of Claims : 49

(12) PATENT APPLICATION PUBLICATION
(19) INDIA
(22) Date of filing of Application :24/04/2014
(21) Application No.3110/CHENP/2014 A
(43) Publication Date : 03/07/2015

(54) Title of the invention : A DEVICE AND A METHOD FOR REMOVING AND REPLACING CONTAINERS FROM AND ON A CONVEYOR LINE

(51) International classification :B65G47/84
(31) Priority Document No :BO2011A 000552
(32) Priority Date :27/09/2011
(33) Name of priority country :Italy
(86) International Application No :PCT/IB2012/055036
Filing Date :21/09/2012
(87) International Publication No :WO 2013/046106
(61) Patent of Addition to Application Number :NA
Filing Date :NA
(62) Divisional to Application Number :NA
Filing Date :NA

(71)**Name of Applicant :**
1)I.M.A. INDUSTRIA MACCHINE AUTOMATICHE S.p.A.
Address of Applicant :Via Emilia 428 442 I 40137 Bologna Italy
(72)**Name of Inventor :**
1)CAVINA Luigi

(57) Abstract :
A device (2) for removing and replacing containers (3) from and on a conveyor line (1) comprises: a first lateral guide wall (4); a second lateral guide wall (30); a rotating disc (6) provided with at least a seating (7); the rotating disc (6) being arranged between the first lateral guide wall (4) and the second lateral guide wall (30) for removing a container (3) to be treated from the conveyor line (1) and for replacing a treated container (3) on the conveyor line (1); a first guide member (10) mobile between a first retracted position (A1) and a first advanced position (A2); a second guide member (11) mobile between a second retracted position (B1) and a second advanced position (B2); the rotating disc (6) the first guide member (10) and the second guide member (11) being phase activatable such as to transfer containers (3) from and onto the conveyor line (1).

No. of Pages : 34 No. of Claims : 4

(12) PATENT APPLICATION PUBLICATION
(19) INDIA
(22) Date of filing of Application :24/04/2014
(21) Application No.3111/CHENP/2014 A
(43) Publication Date : 03/07/2015

(54) Title of the invention : ENANTIOMERS OF 2 HYDROXY DERIVATIVES OF FATTY ACIDS

(51) International classification :C07C59/42,C07C51/493,A61K31/201
(31) Priority Document No :201131622
(32) Priority Date :07/10/2011
(33) Name of priority country :Spain
(86) International Application No :PCT/ES2012/070697
Filing Date :08/10/2012
(87) International Publication No :WO 2013/050644
(61) Patent of Addition to Application Number :NA
Filing Date :NA
(62) Divisional to Application Number :NA
Filing Date :NA

(71)**Name of Applicant :**
1)UNIVERSITAT DE LES ILLES BALEARS
Address of Applicant :Ctra. de Valldemossa Km. 75 E 07122 Palma de Mallorca Spain
(72)**Name of Inventor :**
1)ESCRIB • RUIZ Pablo Vicente
2)BARCEL COBLIJN Gwndolyn
3)MART • N Mara Laura
4)TER‰S JIM‰NEZ Silvia
5)NOGUERA SALV Mara Ant²nia
6)BUSQUETS XAUBET Xavier
7)LPEZ JIM‰NEZ David
8)IBARGUREN AIZPITARTE Maitane
9)SOTO SALVADOR Jos Javier
10)YUS ASTIZ Miguel

(57) Abstract :
The invention relates to enantiomers of 2 hydroxy derivatives of fatty acids. The invention refers to the synthesis and purification of 2 hydroxy derivatives of fatty acids and to the method for separating the enantiomers (or optical isomers) [ ](S) and [+](R) of 2 hydroxy derivative compounds of fatty acids to the actual enantiomers to pharmaceutical compositions that include same and to the use thereof as drugs as well as to in vitro diagnosis/prognosis methods and to methods for assessing the potential use of the molecules of the invention in various diseases as well as to the use thereof for regulating certain enzymes and to the study of the activity and effects thereof.

No. of Pages : 66 No. of Claims : 27

(12) PATENT APPLICATION PUBLICATION
(21) Application No.3193/CHENP/2014 A
(19) INDIA
(22) Date of filing of Application :28/04/2014
(43) Publication Date : 03/07/2015

(54) Title of the invention : VIDEO ENCODING DEVICE VIDEO DECODING DEVICE VIDEO ENCODING METHOD VIDEO DECODING METHOD AND PROGRAM

(51) International classification :H04N7/26
(31) Priority Document No :2011240538
(32) Priority Date :01/11/2011
(33) Name of priority country :Japan
(86) International Application No :PCT/JP2012/006852
Filing Date :25/10/2012
(87) International Publication No :WO 2013/065265
(61) Patent of Addition to Application Number :NA
Filing Date :NA
(62) Divisional to Application Number :NA
Filing Date :NA

(71)**Name of Applicant :**
1)NEC CORPORATION
Address of Applicant :7 1 Shiba 5 chome Minato ku Tokyo 1088001 Japan
(72)**Name of Inventor :**
1)CHONO Keiichi
2)AOKI Hirofumi
3)SENDA Yuzo

(57) Abstract :
This video encoding device is provided with: a transformer that transforms image blocks; an entropy encoder that entropy encodes the transformed data from the image blocks transformed by the transformer; a PCM encoder that PCM encodes the image blocks; a multiplexing data selector that selects output data from either the entropy encoder or the PCM encoder for each block of an externally set block size; and a multiplexer that embeds PCM headers into a bitstream using blocks of the externally set block size. A count of consecutive PCM encoded blocks is embedded into each PCM header and an amount of PCM data corresponding to the number of consecutive PCM encoded blocks is then multiplexed onto the bitstream.

No. of Pages : 75 No. of Claims : 10

(12) PATENT APPLICATION PUBLICATION
(19) INDIA
(22) Date of filing of Application :24/04/2014
(21) Application No.3109/CHENP/2014 A
(43) Publication Date : 03/07/2015

(54) Title of the invention : SYSTEM AND METHOD FOR WEIGHING CONTAINERS

(51) International classification :B65G47/84,G01G15/00
(31) Priority Document No :BO2011A 000551
(32) Priority Date :27/09/2011
(33) Name of priority country :Italy
(86) International Application No :PCT/IB2012/055032
Filing Date :21/09/2012
(87) International Publication No :WO 2013/046105
(61) Patent of Addition to Application Number :NA
Filing Date :NA
(62) Divisional to Application Number :NA
Filing Date :NA

(71)**Name of Applicant :**
1)I.M.A. INDUSTRIA MACCHINE AUTOMATICHE S.p.A.
Address of Applicant :Via Emilia 428 442 I 40137 Ozzano Emilia (bologna) Italy
(72)**Name of Inventor :**
1)CAVINA Luigi

(57) Abstract :
A group (40) for weighing containers (3) is described and also a method carried out by the group (40). The group (40) comprises: a movable member (4) for drawing at least a container (3) the movable member (4) having a peripheral edge (6) in which a recess (5) is afforded forming a seat (7) for drawing the container (3) the movable member (4) being activatable in a first movement direction (H) such that a first wall (15) of the seat (7) abuts and draws the container (3); a weighing cell (8) for weighing a container (3) comprising a support plane (9) for receiving and supporting the container (3); guide means (10) for guiding the container (3). The weighing cell (8) the movable member (4) and the guide means (10) are reciprocally arranged such that when the container (3) is drawn by the movable member (4) the container (3) can slide on the rest plane (9) and be guided by guide means (10) externally of the seat (7). The movable member (4) is further activatable in a second movement direction (J) opposite the first movement direction (H) such as to detach the seat (7) from the container (3) and leave the container (3) on the support plane (9) for weighing.

No. of Pages : 20 No. of Claims : 11

(12) PATENT APPLICATION PUBLICATION
(19) INDIA
(22) Date of filing of Application :14/01/2013
(21) Application No.311/CHENP/2013 A
(43) Publication Date : 03/07/2015

(54) Title of the invention : TL RETROFIT LED MODULE INSIDE SEALED GLASS TUBE

(51) International classification :F21K99/00,H01L33/50
(31) Priority Document No :10168119.5
(32) Priority Date :01/07/2010
(33) Name of priority country :EPO
(86) International Application No :PCT/IB2011/052874
Filing Date :30/06/2011
(87) International Publication No :WO 2012/001645
(61) Patent of Addition to Application Number :NA
Filing Date :NA
(62) Divisional to Application Number :NA
Filing Date :NA

(71)**Name of Applicant :**
1)KONINKLIJKE PHILIPS ELECTRONICS N.V.
Address of Applicant :Groenewoudseweg 1 NL 5621 BA Eindhoven Netherlands
(72)**Name of Inventor :**
1)HIKMET Rifat Ata Mustafa
2)KRIEGE Jan Cornelis
3)CILLESSEN Johannes Franciscus Maria
4)WEGH Ren Theodorus
5)VAN DER WEL Pieter Joseph Clara
6)DRIESSENS Rene Maarten Arjan

(57) Abstract :
This invention relates to a light emitting diode device (100) including an outer casing (102) a light emitting diode element (114) which includes at least one light emitting diode (114a) arranged within the outer casing a light outlet member (108) constituting a part of the outer casing a sealed cavity (104) containing a controlled atmosphere and a seal (110) arranged to seal the cavity. The light emitting diode device further comprises a remote organic phosphor element (116) arranged in the sealed cavity.

No. of Pages : 19 No. of Claims : 15

(12) PATENT APPLICATION PUBLICATION
(19) INDIA
(22) Date of filing of Application :28/04/2014
(21) Application No.3190/CHENP/2014 A
(43) Publication Date : 03/07/2015

(54) Title of the invention : COORDINATION OF SELF OPTIMIZATION OPERATIONS IN A SELF ORGANIZING NETWORK

(51) International classification :H04W16/18,H04W84/18,H04W52/02
(31) Priority Document No :61/556109
(32) Priority Date :04/11/2011
(33) Name of priority country :U.S.A.
(86) International Application No :PCT/US2012/029808
Filing Date :20/03/2012
(87) International Publication No :WO 2013/066383
(61) Patent of Addition to Application Number :NA
Filing Date :NA
(62) Divisional to Application Number :NA
Filing Date :NA

(71)**Name of Applicant :**
1)INTEL CORPORATION
Address of Applicant :2200 Mission College Boulevard Santa Clara California 95052 U.S.A.
(72)**Name of Inventor :**
1)CHOU Joey
2)VENKATACHALAM Muthaiah

(57) Abstract :
Embodiments of the present disclosure describe device methods computer readable media and system configurations for coordinating a plurality of self optimization operations such as an energy saving management operation and a capacity and coverage optimization operation to reduce conflicts between changes to configuration parameters of a wireless network access node caused by the self optimization operations. Other embodiments may be described and/or claimed.

No. of Pages : 20 No. of Claims : 28

(12) PATENT APPLICATION PUBLICATION
(19) INDIA
(22) Date of filing of Application :28/04/2014
(21) Application No.3191/CHENP/2014 A
(43) Publication Date : 03/07/2015

(54) Title of the invention : SLIP RING DEVICE FOR DYNAMO ELECTRIC MACHINE

(51) International classification :H02K13/00
(31) Priority Document No :NA
(32) Priority Date :NA
(33) Name of priority country :NA
(86) International Application No :PCT/JP2012/052964
Filing Date :09/02/2012
(87) International Publication No :WO 2013/118273
(61) Patent of Addition to Application Number :NA
Filing Date :NA
(62) Divisional to Application Number :NA
Filing Date :NA

(71)**Name of Applicant :**
1)MITSUBISHI ELECTRIC CORPORATION
Address of Applicant :7 3 Marunouchi 2 chome Chiyoda ku Tokyo 1008310 Japan
(72)**Name of Inventor :**
1)SHINOSAKA Yoshihiro
2)MINAMI Shinichiro
3)SHIBAGAKI Hitoshi

(57) Abstract :
A slip ring device for a dynamo electric machine is obtained that can prevent movement and deformation of a long lead during insert molding and reliably retain the long lead. This slip ring device for a vehicle alternating current generator is provided with: a first ring and second ring insulated from each other and disposed coaxially; a long lead (12) one end of which is connected to the first ring and the other end is connected to a rotor coil; a short lead one end of which is connected to the second ring and the other end is connected to the rotor coil; and a molded body formed by insert molding for insulating the first ring the second ring the long lead (12) and the short lead from each other and retaining the first ring second ring long lead (12) and short lead; the molded body including a restricting member (15) for restricting movement and deformation of the long lead (12) during insert molding.

No. of Pages : 17 No. of Claims : 8

(12) PATENT APPLICATION PUBLICATION
(19) INDIA
(22) Date of filing of Application :14/01/2013
(21) Application No.304/CHENP/2013 A
(43) Publication Date : 03/07/2015

(54) Title of the invention : METHODS AND APPARATUS TO POLL IN WIRELESS COMMUNICATIONS BASED ON ASSIGNMENTS

(51) International classification :H04W72/12
(31) Priority Document No :12/841875
(32) Priority Date :22/07/2010
(33) Name of priority country :U.S.A.
(86) International Application No :PCT/IB2011/052893
Filing Date :30/06/2011
(87) International Publication No :WO 2012/011003
(61) Patent of Addition to Application Number :NA
Filing Date :NA
(62) Divisional to Application Number :NA
Filing Date :NA

(71)**Name of Applicant :**
1)RESEARCH IN MOTION LIMITED
Address of Applicant :295 Phillip Street Waterloo Ontario N2L 3W8 Canada
(72)**Name of Inventor :**
1)HOLE David Philip
2)SNOW Christopher Harris
3)ABDEL SAMAD Ayman Ahmed
4)ARORA Dinesh Kumar
5)ALMALKI Nazih

(57) Abstract :
Example method and apparatus to poll in wireless communications based on assignments are disclosed. A disclosed example method involves receiving a poll from a network during a first radio block period and identifying a resource for use in sending requested information to the network in response to the poll. The resource occurs during a subsequent radio block period and the subsequent radio block period is separated from the first radio block period by at least one radio block period not assigned to the mobile station for transmission by the mobile station. The example method also involves transmitting a response to the poll.

No. of Pages : 77 No. of Claims : 27

(12) PATENT APPLICATION PUBLICATION
(21) Application No.3040/CHENP/2014 A
(19) INDIA
(22) Date of filing of Application :22/04/2014
(43) Publication Date : 03/07/2015

(54) Title of the invention : METHOD FOR ENCODING AND DECODING IMAGES ENCODING AND DECODING DEVICE AND CORRESPONDING COMPUTER PROGRAMS

(51) International classification :H04N7/26
(31) Priority Document No :1160114
(32) Priority Date :07/11/2011
(33) Name of priority country :France
(86) International Application No :PCT/FR2012/052551
Filing Date :06/11/2012
(87) International Publication No :WO 2013/068683
(61) Patent of Addition to Application Number :NA
Filing Date :NA
(62) Divisional to Application Number :NA
Filing Date :NA

(71)**Name of Applicant :**
1)ORANGE
Address of Applicant :78 rue Olivier de Serres F 75015 Paris France
(72)**Name of Inventor :**
1)HENRY Felix
2)CLARE Gordon

(57) Abstract :
The invention relates to a method for encoding at least one image that has been cut up into partitions a current partition being encoded containing data of which at least 10 minus one data items is assigned a sign. Such a coding method is characterized in that for said current partition same implements the following steps: calculation (S3) of the value of a function representative of the data of said current partition except for said sign; comparison (S4) of said calculated value to a predetermined value of said sign; on the basis of the result of said comparison modification (S5) or non modification of at least one of the data items of the current partition; and in the event of a modification encoding (S20) of said at least one (20) modified data item.

No. of Pages : 45 No. of Claims : 8

(12) PATENT APPLICATION PUBLICATION
(21) Application No.3122/CHENP/2014 A
(19) INDIA
(22) Date of filing of Application :25/04/2014
(43) Publication Date : 03/07/2015

(54) Title of the invention : COMPACT SERVICE MODULE AND USE THEREOF IN A PLANT FOR PRODUCING ALUMINUM BY ELECTROLYSIS

(51) International classification :C25C3/10,C25C3/12,C25C3/14
(31) Priority Document No :1102938
(32) Priority Date :28/09/2011
(33) Name of priority country :France
(86) International Application No :PCT/FR2012/000376
Filing Date :24/09/2012
(87) International Publication No :WO 2013/045771
(61) Patent of Addition to Application Number :NA
Filing Date :NA
(62) Divisional to Application Number :NA
Filing Date :NA

(71)**Name of Applicant :**
1)E.C.L.
Address of Applicant :100 rue Chalant F 59790 Ronchin France
(72)**Name of Inventor :**
1)DAVID Stphane

(57) Abstract :
The invention relates to a service module (19) for a plant for producing aluminum including a frame (25) and a rotary portion (33) including a hopper (37) mounted on said frame so as to pivot about a substantially vertical axis said rotary portion being provided with at least one tool (21 22) mounted on a telescopic arm said service module including a first support structure (35) which is intended for supporting the entirety of said rotary portion and which is mounted on said frame so as to pivot about a substantially vertical axis a stationary member (39) of said telescopic arm being mounted on a second structure (41) for supporting said rotary portion via coupling means (43) attached to a coupling portion of said stationary element said coupling portion being spaced apart from the ends (45 47) of said stationary element. The invention also relates to a service machine (5) to a service unit including the above described service module and to the use of said service unit.

No. of Pages : 25 No. of Claims : 19

(12) PATENT APPLICATION PUBLICATION
(21) Application No.3209/CHENP/2014 A
(19) INDIA
(22) Date of filing of Application :29/04/2014
(43) Publication Date : 03/07/2015

(54) Title of the invention : METHOD FOR GENERATING HEALTHCARE RELATED VALIDATED PREDICTION MODELS FROM MULTIPLE SOURCES

(51) International classification :G06Q50/22
(31) Priority Document No :61/541468
(32) Priority Date :30/09/2011
(33) Name of priority country :U.S.A.
(86) International Application No :PCT/US2012/058189
Filing Date :30/09/2012
(87) International Publication No :WO 2013/049771
(61) Patent of Addition to Application Number :NA
Filing Date :NA
(62) Divisional to Application Number :NA
Filing Date :NA

(71)**Name of Applicant :**
1)UNIVFY INC.
Address of Applicant :685 Jay Street Los Altos California 94022 U.S.A.
(72)**Name of Inventor :**
1)YAO Mylene
2)WONG Wing H.
3)CHOI Bokyung

(57) Abstract :
Provided is a method for generating prediction models from multiple healthcare centers. The method allows a third party to use data sets from multiple sources to build prediction models. By entering the data sets in a Model Deconstruction and Transfer (MDT) platform a healthcare center may provide data to a third party without the need to de identify data or to physically transfer any identifying or de identified data from the healthcare center. The MDT platform includes a variable library which allows the healthcare center to select variables that will be used to generate and validate the prediction model. Also provided is a method for compensating sources that contribute data sets based upon the percentage of clinical data that is used to generate a prediction model.

No. of Pages : 39 No. of Claims : 76

(12) PATENT APPLICATION PUBLICATION
(21) Application No.3133/CHENP/2014 A
(19) INDIA
(22) Date of filing of Application :25/04/2014
(43) Publication Date : 03/07/2015

(54) Title of the invention : SIMULATION METHOD AND ANALYSIS DEVICE

(51) International classification :G06F19/00
(31) Priority Document No :2011213712
(32) Priority Date :29/09/2011
(33) Name of priority country :Japan
(86) International Application No :PCT/JP2012/003364
Filing Date :23/05/2012
(87) International Publication No :WO 2013/046490
(61) Patent of Addition to Application Number :NA
Filing Date :NA
(62) Divisional to Application Number :NA
Filing Date :NA

(71)**Name of Applicant :**
1)SUMITOMO HEAVY INDUSTRIES LTD.
Address of Applicant :1 1 Osaki 2 chome Shinagawa ku Tokyo 1416025 Japan
(72)**Name of Inventor :**
1)HIROSE Ryohta

(57) Abstract :
This analysis device (100) is provided with a particle definition unit (108) for defining a system which includes a plurality of particles within a virtual space a constraint impartation unit (110) for imposing a constraint so as to represent a flow upon the system defined by the particle definition unit (108) and a numeric computation unit (120) for numerically computing a governing equation which governs motion of each particle of the system for which the constraint has been imposed by the constraint impartation unit (110). The numeric computation unit (120) identifies particles related to a disturbance source for the flow. The present analysis device (100) additionally is provided with a display control unit (118) which displays upon the display (104) the identified particles in a different modality from particles that have not been identified.

No. of Pages : 37 No. of Claims : 6

(12) PATENT APPLICATION PUBLICATION
(21) Application No.3211/CHENP/2014 A
(19) INDIA
(22) Date of filing of Application :29/04/2014
(43) Publication Date : 03/07/2015

(54) Title of the invention : PEPINO MOSAIC VIRUS RESISTANT TOMATO PLANT

(51) International classification :A01H5/08,A01H1/04,C12Q1/68
(31) Priority Document No :11187454.1
(32) Priority Date :02/11/2011
(33) Name of priority country :EPO
(86) International Application No :PCT/EP2012/071733
Filing Date :02/11/2012
(87) International Publication No :WO 2013/064641
(61) Patent of Addition to Application Number :NA
Filing Date :NA
(62) Divisional to Application Number :NA
Filing Date :NA

(71)**Name of Applicant :**
1)RIJK ZWAAN ZAADTEELT EN ZAADHANDEL B.V.
Address of Applicant :Burgemeester Crezeelaan 40 NL 2678 KX De Lier Netherlands
(72)**Name of Inventor :**
1)VOGELAARS Arie
2)GUTTELING Evert Willem
3)DR„GER Drthe Bettina
4)VERHOEF Rudolf
5)VAN HERWIJNEN Zeger Otto

(57) Abstract :
The present invention relates to a tomato plant (L.) comprising a genetic determinant that confers resistance to Pepino Mosaic Virus (PepMV) wherein the resistance is characterised by the presence of at least QTL1 located on Linkage Group (LG) 6 between the physical positions 32 363 349 bp and 34 505 939 bp preferably between positions 33 558 627 bp and 34 505 939 bp or a PepMV resistance conferring part thereof and/or QTL2 located on Linkage Group (LG) 7 between the physical positions 60 667 821 bp and 62 460 220 bp preferably between positions 61 387 356 bp and 62 253 846 bp or a PepMV resistance conferring part thereof and/or QTL3 located on Linkage Group (LG) 9 between the physical positions 60 998 420 bp and 62 512 587 bp preferably between positions 61 494 664 bp and 62 385 023 bp more preferably between positions 61 723 339 bp and 62 385 023 bp or a PepMV resistance conferring part thereof. The invention also relates to sources for obtaining said genetic determinant representative seed of which were deposited with the NCIMB under accession numbers NCIMB 41927 NCIMB 41928 NCIMB 42068 and NCIMB 42069. The invention further relates to seeds and progeny of the plant and to its fruits and processed fruits. In addition the invention relates to molecular markers linked to PepMV resistance conferring QTLs and the use thereof.

No. of Pages : 51 No. of Claims : 18

(12) PATENT APPLICATION PUBLICATION
(19) INDIA
(22) Date of filing of Application :29/04/2014
(21) Application No.3212/CHENP/2014 A
(43) Publication Date : 03/07/2015

(54) Title of the invention : METHOD FOR PRODUCING AND DECORATING A TRANSPARENT TIMEPIECE COMPONENT

(51) International classification :G04B45/00,G04D1/00,B29C45/04
(31) Priority Document No :11183803.3
(32) Priority Date :04/10/2011
(33) Name of priority country :EPO
(86) International Application No :PCT/EP2012/069470
Filing Date :02/10/2012
(87) International Publication No :WO 2013/050371
(61) Patent of Addition to Application Number :NA
Filing Date :NA
(62) Divisional to Application Number :NA
Filing Date :NA

(71)**Name of Applicant :**
1)ETA SA MANUFACTURE HORLOGERE SUISSE
Address of Applicant :Schild Rust Strasse 17 CH 2540 Grenchen Switzerland
(72)**Name of Inventor :**
1)POFFET Christian
2)GAECHTER Philipp

(57) Abstract :
The invention relates to a method for producing and decorating the upper (2) and lower (3) surfaces of a transparent timepiece component (1) in which: a first decoration (A) is placed on a male model (9); the male model (9) optionally topped with a preform (6) is placed in an injection chamber (11) and a transparent material (13) is injected therein in order to cover the male model (9) and obtain a compound (14) comprising the above mentioned upper face (2) and the first decoration (A) on the lower face (3) thereof; the compound (14) is polymerised in the injection chamber (11) and then removed therefrom; and another material (15) and/or a second decoration (C) is/are placed in a cavity (16) maintained therein under gravity and deposited on the upper face (2) by means of a relative movement according to the direction of gravity such as to obtain a second compound (18).

No. of Pages : 23 No. of Claims : 16

(12) PATENT APPLICATION PUBLICATION
(21) Application No.2985/CHENP/2014 A
(19) INDIA
(22) Date of filing of Application :21/04/2014
(43) Publication Date : 03/07/2015

(54) Title of the invention : COMPACT BLADE FOR RUNNER OF FRANCIS TURBINE AND METHOD FOR CONFIGURING RUNNER

(51) International classification :F03B3/12,F03B3/02
(31) Priority Document No :61/550432
(32) Priority Date :23/10/2011
(33) Name of priority country :U.S.A.
(86) International Application No :PCT/CA2012/050755
Filing Date :23/10/2012
(87) International Publication No :WO 2013/059935
(61) Patent of Addition to Application Number :NA
Filing Date :NA
(62) Divisional to Application Number :NA
Filing Date :NA

(71)**Name of Applicant :**
1)ANDRITZ HYDRO LTD.
Address of Applicant :6100 Trans Canada Hwy Pointe Claire Qubec H9R 1B9 Canada
(72)**Name of Inventor :**
1)MARIER Sylvain
2)THEROUX Eric

(57) Abstract :
A blade for a runner of a Francis turbine having a throat diameter (Dth) the blade including: a maximum thickness of no less than 0.03Dth and a leading edge having a maximum lean angle of no less than 45 degrees wherein the lean angle is defined by a vertical line and the leading edge.

No. of Pages : 18 No. of Claims : 9

(12) PATENT APPLICATION PUBLICATION
(21) Application No.3145/CHENP/2014 A
(19) INDIA
(22) Date of filing of Application :25/04/2014
(43) Publication Date : 03/07/2015

(54) Title of the invention : FLEXIBLE BANDWIDTH SMALL CELLS

(51) International classification :H04W72/04
(31) Priority Document No :61/556777
(32) Priority Date :07/11/2011
(33) Name of priority country :U.S.A.
(86) International Application No :PCT/US2012/063926
Filing Date :07/11/2012
(87) International Publication No :WO 2013/070751
(61) Patent of Addition to Application Number :NA
Filing Date :NA
(62) Divisional to Application Number :NA
Filing Date :NA

(71)**Name of Applicant :**
1)QUALCOMM INCORPORATED
Address of Applicant :Attn: International IP Administration 5775 Morehouse Drive San Diego CA 92121 1714 U.S.A.
(72)**Name of Inventor :**
1)DAS Soumya
2)PARK Edwin C.
3)AWONIYI Olufunmilola O.
4)SOLIMAN Samir Salib

(57) Abstract :
Methods systems and devices for utilizing flexible bandwidth carriers for small cells are provided. Bandwidth scaling factor(s) for a small cell may be determined. A flexible bandwidth carrier may be generated for the small cell utilizing the bandwidth scaling factor. Some embodiments provide assistance with active hand in due to more available PN offsets in the flexible bandwidth domain. Some embodiments enhance small cell discovery with high bandwidth scaling factor beacon like small cells with little more power than that corresponding to the same power spectral density for normal bandwidth small cell. Some embodiments reduce the interference caused by small cell to macrocell users using an adaptive bandwidth scaling factor for small cells based on number of users supported and their traffic demand to control the extent of overlap the macrocell has with small cell and the interference to macrocell mobiles. Some embodiments utilize self configuration for small cells utilizing flexible bandwidth channels.

No. of Pages : 92 No. of Claims : 48

(12) PATENT APPLICATION PUBLICATION
(19) INDIA
(22) Date of filing of Application :25/04/2014
(21) Application No.3146/CHENP/2014 A
(43) Publication Date : 03/07/2015

(54) Title of the invention : APPARATUS AND METHOD FOR ENABLING INCOMING PAGES FOLLOWING AN EMERGENCY CALL MADE IN AIRPLANE MODE

(51) International classification :H04W76/00,H04W60/04
(31) Priority Document No :61/559697
(32) Priority Date :14/11/2011
(33) Name of priority country :U.S.A.
(86) International Application No :PCT/US2012/065081
Filing Date :14/11/2012
(87) International Publication No :WO 2013/074673
(61) Patent of Addition to Application Number :NA
Filing Date :NA
(62) Divisional to Application Number :NA
Filing Date :NA

(71)**Name of Applicant :**
1)QUALCOMM INCORPORATED
Address of Applicant :Attn: International IP Administration 5775 Morehouse Drive San Diego California 92121 1714 U.S.A.
(72)**Name of Inventor :**
1)MALIK Ashish
2)GUTTIKONDA Satish Babu
3)NEELA Jagadishwar

(57) Abstract :
Devices methods and systems for use in emergency call situation. For example in one embodiment a mobile wireless device transmits a registration message upon an end of an emergency callback mode which takes place after an emergency call made while the mobile device is in airplane mode to ensure that the network is aware of the active status of the mobile device. This way the user of the mobile device can receive all incoming calls after the cessation of the emergency callback mode relieving the user of the inconvenience of being unaware of their inability to receive incoming calls. Other aspects embodiments and features are also claimed and described.

No. of Pages : 27 No. of Claims : 27

(12) PATENT APPLICATION PUBLICATION
(19) INDIA
(22) Date of filing of Application :29/04/2014
(21) Application No.3222/CHENP/2014 A
(43) Publication Date : 03/07/2015

(54) Title of the invention : TREATMENT OF STEEL SURFACES

(51) International classification :C23C22/02,C09D5/02,C09D183/14
(31) Priority Document No :10 2011 085 574.2
(32) Priority Date :02/11/2011
(33) Name of priority country :Germany
(86) International Application No :PCT/EP2012/070543
Filing Date :17/10/2012
(87) International Publication No :WO 2013/064372
(61) Patent of Addition to Application Number :NA
Filing Date :NA
(62) Divisional to Application Number :NA
Filing Date :NA

(71)**Name of Applicant :**
1)WACKER CHEMIE AG
Address of Applicant :Hanns Seidel Platz 4 81737 M¼nchen Germany
(72)**Name of Inventor :**
1)FABRY Laszlo
2)MLLER Barbara
3)STEPP Michael

(57) Abstract :
Use of a compound of general formula RZSiX for the treatment of steel surfaces wherein X is selected from a group consisting of H OH halogen alkoxy (C C) acyloxy (C C) and NRR; wherein each of R and R is selected from a group consisting of H methyl and ethyl; wherein R is selected from a group consisting of straight chain and/or branched C C alkyl radicals straight chain and/or branched C C alkenyl radicals or C C aryl radicals optionally interrupted by O or S wherein Z is a (optionally branched and/or unsaturated) C C alkylene radical bonded organofunctional group selected from a group consisting of halogen optionally substituted amino group amide aldehyde alkylcarbonyl carboxy hydroxy mercapto cyano alkoxy alkoxycarbonyl sulphonic acid phosphonic acid phosphate acryloxy methacryloxy glycidyloxy epoxy or vinyl group wherein n = 0.1 or 2 p = 1 2 or 3 and 3 = (n+p) = 1 wherein the compound of general formula (1) contains not more than 20 carbon atoms.

No. of Pages : 20 No. of Claims : 5

(12) PATENT APPLICATION PUBLICATION
(19) INDIA
(22) Date of filing of Application :15/01/2013
(21) Application No.314/CHENP/2013 A
(43) Publication Date : 03/07/2015

(54) Title of the invention : METHODS AND APPARATUS TO PERFORM ASSIGNMENTS IN WIRELESS COMMUNICATIONS

(51) International classification :H04W72/04
(31) Priority Document No :12/841850
(32) Priority Date :22/07/2010
(33) Name of priority country :U.S.A.
(86) International Application No :PCT/IB2011/052883
Filing Date :30/06/2011
(87) International Publication No :WO 2012/010998
(61) Patent of Addition to Application Number :NA
Filing Date :NA
(62) Divisional to Application Number :NA
Filing Date :NA

(71)**Name of Applicant :**
1)RESEARCH IN MOTION LIMITED
Address of Applicant :295 Phillip Street Waterloo Ontario N2L 3W8 Canada
(72)**Name of Inventor :**
1)HOLE David Philip
2)SNOW Christopher Harris
3)ABDEL SAMAD Ayman Ahmed
4)ARORA Dinesh Kumar
5)ALMALKI Nazih

(57) Abstract :
Example methods and apparatus to perform assignments in wireless communications are disclosed. A disclosed example method to receive resource assignments at a mobile station involves receiving an assignment message from a network and identifying radio block periods assigned to the mobile station. At least one of the assigned radio block periods is separated from a next occurring one of the assigned radio block periods by at least one non assigned radio block period. The example method also involves processing downlink transmissions from the network based on the assigned radio block periods.

No. of Pages : 78 No. of Claims : 30

(12) PATENT APPLICATION PUBLICATION
(21) Application No.3141/CHENP/2014 A
(19) INDIA
(22) Date of filing of Application :25/04/2014
(43) Publication Date : 03/07/2015

(54) Title of the invention : SEARCH SPACE DESIGN FOR E PDCCH IN WIRELESS COMMUNICATION NETWORKS

(51) International classification :H04L1/18,H04L5/00
(31) Priority Document No :61/556144
(32) Priority Date :04/11/2011
(33) Name of priority country :U.S.A.
(86) International Application No :PCT/US2012/063180
Filing Date :02/11/2012
(87) International Publication No :WO 2013/067266
(61) Patent of Addition to Application Number :NA
Filing Date :NA
(62) Divisional to Application Number :NA
Filing Date :NA

(71)**Name of Applicant :**
1)QUALCOMM INCORPORATED
Address of Applicant :ATTN: International IP Administration 5775 Morehouse Drive San Diego California 92121 1714 U.S.A.
(72)**Name of Inventor :**
1)CHEN Wanshi
2)LUO Tao
3)DAMNJANOVIC Jelena
4)GAAL Peter
5)MONTOJO Juan

(57) Abstract :
An enhanced physical downlink control channel (e PDCCH) may provide carrier aggregation (CA) enhancements help support new carriers which may not be backwards compatible reduce control channel capacity limitations of coordinated multipoint (CoMP) transmissions and enhance DL MIMO. In wireless communication networks such as Long Term Evolution (LTE) user equipments (UEs) may monitor both a common search space and a UE specific search space in a control region. A search space may comprise a set of channel control element (CCE) locations where a UE may find its PDCCHs. One or more CCEs are used to transmit each PDCCH. Certain aspects provide methods and apparatus for determining a search space comprising a subset of CCEs located on a band edge of available frequency resources and performing a search of the search space to decode at least one PDCCH.

No. of Pages : 49 No. of Claims : 64

(12) PATENT APPLICATION PUBLICATION
(19) INDIA
(22) Date of filing of Application :29/04/2014
(21) Application No.3227/CHENP/2014 A
(43) Publication Date : 03/07/2015

(54) Title of the invention : COMPOSITE ROPE AND ANCHORING AND SAFETY SYSTEM

(51) International classification :D07B1/06,D07B1/00,A62B35/00
(31) Priority Document No :BI2011A000011
(32) Priority Date :04/10/2011
(33) Name of priority country :Italy
(86) International Application No :PCT/IT2012/000306
Filing Date :03/10/2012
(87) International Publication No :WO 2013/051043
(61) Patent of Addition to Application Number :NA
Filing Date :NA
(62) Divisional to Application Number :NA
Filing Date :NA

(71)**Name of Applicant :**
1)GAMBA Davide
Address of Applicant :Strada Buffarola 14 I 13900 Biella (Bl) Italy
(72)**Name of Inventor :**
1)GAMBA Davide

(57) Abstract :
A composite rope (10 1; 10 2) comprising: an inner metallic core (10 A) laid from a plurality of twisted wire strands (10 A) and a plurality of covering layers formed around the inner metallic core (10 A) wherein the covering layers comprise a first layer (10 B) at least braided with aramid yarns such as Kevlar (R) and formed around the inner metallic core (10 A) and a second layer (10 C) at least braided with polyester yarns and formed around and covering the first layer (10 B). Additionally the covering layers may comprise a third layer (10 C) braided with p aramid (Kevlar (R)) yarns and/or yarns of UHMWPE fibers (Dyneema (R)) which is formed around and covers the second layer (10 C). In case of reaching the tensile strength of the composite rope (10 1; 10 2) the composite rope breaks totally and completely only in stages namely first the metallic core (10 A) and subsequently the layers (10 A 10 B 10 C). An anchoring and safety system (20) based on the use of a rope and directed to put in safety roofs (RO) and the roofing of buildings against accidental falls from a height of people working on them comprising one or more anchorages (21) fixed to the roof (TE) to make safe and sure in each of which the rope (E) is stably locked by screwing so as to avoid issues of instability for the people that are attached to the rope.

No. of Pages : 30 No. of Claims : 16

(12) PATENT APPLICATION PUBLICATION
(21) Application No.3228/CHENP/2014 A
(19) INDIA
(22) Date of filing of Application :29/04/2014
(43) Publication Date : 03/07/2015

(54) Title of the invention : METHOD AND SYSTEM FOR ANALYZING BIOLOGICAL SPECIMENS BY SPECTRAL IMAGING

(51) International classification :G06K9/00
(31) Priority Document No :61/543604
(32) Priority Date :05/10/2011
(33) Name of priority country :U.S.A.
(86) International Application No :PCT/US2012/058995
Filing Date :05/10/2012
(87) International Publication No :WO 2013/052824
(61) Patent of Addition to Application Number :NA
Filing Date :NA
(62) Divisional to Application Number :NA
Filing Date :NA

(71)**Name of Applicant :**
1)CIRECA THERANOSTICS LLC
Address of Applicant :300 Interpace Parkway Suite 410 Parsippany NJ 07054 U.S.A.
(72)**Name of Inventor :**
1)REMISZEWSKI Stanley H.
2)THOMPSON Clay M.

(57) Abstract :
The methods devices and systems may allow a practitioner to obtain information regarding a biological sample including analytical data a medical diagnosis and/or a prognosis or predictive analysis. In addition the methods devices and systems may train one or more machine learning algorithms to perform a diagnosis of a biological sample.

No. of Pages : 124 No. of Claims : 20

(12) PATENT APPLICATION PUBLICATION
(21) Application No.3160/CHENP/2014 A
(19) INDIA
(22) Date of filing of Application :25/04/2014
(43) Publication Date : 03/07/2015

(54) Title of the invention : METHOD FOR MANUFACTURING VALVE FOR INTERNAL COMBUSTION ENGINE

(51) International classification :F01L3/20,B21K1/24
(31) Priority Document No :NA
(32) Priority Date :NA
(33) Name of priority country :NA
(86) International Application No :PCT/JP2011/073652
Filing Date :14/10/2011
(87) International Publication No :WO 2013/054437
(61) Patent of Addition to Application Number :NA
Filing Date :NA
(62) Divisional to Application Number :NA
Filing Date :NA

(71)**Name of Applicant :**
1)NITTAN VALVE CO. LTD.
Address of Applicant :518 Soya Hadano shi Kanagawa 2570031 Japan
(72)**Name of Inventor :**
1)KURAHASHI Kazunori
2)MIKAMI Maiku

(57) Abstract :
A method for manufacturing a valve having a primary forging step wherein a disk shaped umbrella part is formed at the end part of a shaft an excess thickness adjustment step wherein the thickness of the disk shaped umbrella part is adjusted by cutting and a secondary forging step wherein forging is performed to produce slip deformation at the edge part of the disk shaped umbrella part from the inner circumferential side to the outer circumferential side thereby forming the umbrella face (16) of the valve. In the primary forging a tapered part (16a) is formed at the edge of the disk shaped umbrella part and in the excess thickness adjustment step only the front surface side of the disk shaped umbrella part is cut. The tapered part (16a) at the edge of the disk shaped umbrella part is a surface layer part where fine forging flow lines are formed and by means of the secondary forging the forging flow lines are made even finer forming the umbrella face (16) of the valve with the umbrella face having a sufficiently high hardness. The edge corner part of the disk shaped umbrella part is not cut to a tapered shape so raw material can be conserved and the time required for the excess thickness adjustment step can be reduced.

No. of Pages : 37 No. of Claims : 2

(12) PATENT APPLICATION PUBLICATION
(19) INDIA
(22) Date of filing of Application :29/04/2014
(21) Application No.3234/CHENP/2014 A
(43) Publication Date : 03/07/2015

(54) Title of the invention : QUINOLINE CARBOXAMIDE AND QUINOLINE CARBONITRILE DERIVATIVES AS MGLUR2 NEGATIVE ALLOSTERIC MODULATORS COMPOSITIONS AND THEIR USE

(51) International classification :A01N43/42
(31) Priority Document No :61/555227
(32) Priority Date :03/11/2011
(33) Name of priority country :U.S.A.
(86) International Application No :PCT/US2012/062027
Filing Date :26/10/2012
(87) International Publication No :WO 2013/066736
(61) Patent of Addition to Application Number :NA
Filing Date :NA
(62) Divisional to Application Number :NA
Filing Date :NA

(71)**Name of Applicant :**
1)MERCK SHARP & DOHME CORP.
Address of Applicant :126 East Lincoln Avenue Rahway New Jersey 07065 0907 U.S.A.
(72)**Name of Inventor :**
1)BUNGARD Christopher James
2)CONVERSO Antonella
3)DE LEON Pablo
4)HANNEY Barbara
5)HARTINGH Timothy John
6)MANIKOWSKI Jesse Josef
7)MANLEY Peter J.
8)MEISSNER Robert
9)MENG Zhaoyang
10)PERKINS James J.
11)RUDD Michael T.
12)SHU Youheng

(57) Abstract :
The present invention provides quinoline carboxamide and quinoline carbonitrile compounds of formula (I) wherein ring A R L R n R and R are as defined herein. The compounds of the invention are useful as non competitive mGluR2 antagonists or mGluR2 negative allosteric modulators (NAMs) and in methods of treating a patient (preferably a human) for diseases or disorders in which the mGluR2 NAM receptor is involved such as Alzheimer s disease cognitive impairment schizophrenia and other mood disorders pain disorders and sleep disorders by administering to the patient a therapeutically effective amount of a compound of the invention or a pharmaceutically acceptable salt thereof. The invention is also directed to pharmaceutical compositions comprising a compound of the invention or a pharmaceutically acceptable salt thereof (optionally in combination with one or more additional active ingredients) and a pharmaceutically acceptable carrier and the use of the compounds and pharmaceutical compositions of the invention in the treatment of such diseases.

No. of Pages : 218 No. of Claims : 24

(12) PATENT APPLICATION PUBLICATION
(19) INDIA
(22) Date of filing of Application :29/04/2014
(21) Application No.3235/CHENP/2014 A
(43) Publication Date : 03/07/2015

(54) Title of the invention : THICKENER CONTAINING AT LEAST ONE CATIONIC POLYMER

(51) International classification :C08F220/34,C08F220/18,C09D7/00
(31) Priority Document No :11188723.8
(32) Priority Date :11/11/2011
(33) Name of priority country :EPO
(86) International Application No :PCT/EP2012/072021
Filing Date :07/11/2012
(87) International Publication No :WO 2013/068394
(61) Patent of Addition to Application Number :NA
Filing Date :NA
(62) Divisional to Application Number :NA
Filing Date :NA

(71)**Name of Applicant :**
1)BASF SE
Address of Applicant :67056 Ludwigshafen Germany
(72)**Name of Inventor :**
1)ARISANDY Christofer
2)LEYRER Reinhold J.
3)BENLAHMAR Ouidad

(57) Abstract :
The present invention relates to a thickener containing i) at least one cationic polymer that can be produced by polymerisation of a) at least one water soluble ethylenically unsaturated monomer comprising at least one cationic monomer optionally at least one anionic monomer and/or optionally at least one nonionic monomer b) at least one ethylenically unsaturated associative monomer c) optionally at least one cross linker d) optionally at least one chain transfer agent ii) at least one activator the ratio of activator to cationic polymer being > 10 to 100 [wt%/wt%].

No. of Pages : 39 No. of Claims : 22

(12) PATENT APPLICATION PUBLICATION
(19) INDIA
(22) Date of filing of Application :29/04/2014
(21) Application No.3236/CHENP/2014 A
(43) Publication Date : 03/07/2015

(54) Title of the invention : NICKEL HYDROGENATION CATALYST

(51) International classification	:B01J21/08,B01J23/755,B01J37/03
(31) Priority Document No	:11184937.8
(32) Priority Date	:12/10/2011
(33) Name of priority country	:EPO
(86) International Application No	:PCT/IB2012/055550
Filing Date	:12/10/2012
(87) International Publication No	:WO 2013/054303
(61) Patent of Addition to Application Number	:NA
Filing Date	:NA
(62) Divisional to Application Number	:NA
Filing Date	:NA

(71)**Name of Applicant :**
1)BASF CORPORATION
Address of Applicant :100 Park Avenue Florham Park New Jersey 07932 U.S.A.
(72)**Name of Inventor :**
1)BOUWMAN Hermanus Johannes
2)TER–RDE Robert Johan Andreas Maria
3)REKKER Tjalling

(57) Abstract :
The invention relates to a catalyst comprising nickel and a solid silica support to a process for preparing such a catalyst and to a process for the hydrogenation of an unsaturated fatty material. According to the invention there is provided a catalyst comprising nickel on a solid silica support wherein said catalyst has a specific pore volume of at least 0.4 ml/g and a TPR peak maximum within the range of 360 420 °C.

No. of Pages : 23 No. of Claims : 14

(12) PATENT APPLICATION PUBLICATION
(19) INDIA
(22) Date of filing of Application :24/04/2014
(21) Application No.3082/CHENP/2014 A
(43) Publication Date : 03/07/2015

(54) Title of the invention : ANTI SAGGING GYPSUM PRODUCT AND A METHOD TO MANUFACTURE

(51) International classification :C04B28/14,C04B11/00
(31) Priority Document No :NA
(32) Priority Date :NA
(33) Name of priority country :NA
(86) International Application No :PCT/CN2012/085749
Filing Date :03/12/2012
(87) International Publication No :WO 2014/085962
(61) Patent of Addition to Application Number :NA
Filing Date :NA
(62) Divisional to Application Number :NA
Filing Date :NA

(71)**Name of Applicant :**
1)SAINT GOBAIN PLACO
Address of Applicant :34 Avenue Franklin Roosevelt F 92150 Suresnes France
(72)**Name of Inventor :**
1)GAO Xiaotong
2)LI Huifen
3)SONG Hao
4)ZHANG Ke

(57) Abstract :
The present invention provides a composition a gypsum board and their preparation method and the use of ascorbic acid as an anti sagging additive in a gypsum board. Said gypsum board comprises set gypsum prepared from the composition; while said composition comprises hemi hydrate gypsum water and a compound comprising Formula (I) group and no carboxylate groups. The set gypsum prepared from the said composition shows better anti sagging or deformation resisting property. The gypsum board of the present invention is hardly distorted and has stronger stability even in the condition of high humidity thus improve the quality of the gypsum board to meet the demands of the customer.

No. of Pages : 23 No. of Claims : 33

(12) PATENT APPLICATION PUBLICATION
(19) INDIA
(22) Date of filing of Application :24/04/2014
(21) Application No.3083/CHENP/2014 A
(43) Publication Date : 03/07/2015

(54) Title of the invention : INTEGRATED CIRCUITS WITH CACHE COHERENCY

(51) International classification :G06F12/00,G06F12/08
(31) Priority Document No :61/551922
(32) Priority Date :26/10/2011
(33) Name of priority country :U.S.A.
(86) International Application No :PCT/US2012/061981
Filing Date :25/10/2012
(87) International Publication No :WO 2013/063311
(61) Patent of Addition to Application Number :NA
Filing Date :NA
(62) Divisional to Application Number :NA
Filing Date :NA

(71)**Name of Applicant :**
1)QUALCOMM TECHNOLOGIES INC.
Address of Applicant :5775 Morehouse Drive San Diego CA 92121 U.S.A.
(72)**Name of Inventor :**
1)MOLL Laurent Rene
2)LECLER Jean jacques

(57) Abstract :
An improved cache coherency controller method of operation and system of such is provided. Traffic from coherent agents to shared targets can flow on different channels through the coherency controller. This improves quality of service for performance sensitive agents. Furthermore data transfer is performed on a separate network from coherency control. This minimizes the distance of data movement reducing congestion for the physical routing of wires on the chip and reduces the power consumption for data transfers.

No. of Pages : 24 No. of Claims : 25

(12) PATENT APPLICATION PUBLICATION
(19) INDIA
(22) Date of filing of Application :24/04/2014
(21) Application No.3084/CHENP/2014 A
(43) Publication Date : 03/07/2015

(54) Title of the invention : SEARCH SPACE DETERMINATION

(51) International classification :H04J11/00,H04B7/26
(31) Priority Document No :61/556109
(32) Priority Date :04/11/2011
(33) Name of priority country :U.S.A.
(86) International Application No :PCT/US2012/031039
Filing Date :28/03/2012
(87) International Publication No :WO 2013/066386
(61) Patent of Addition to Application Number :NA
Filing Date :NA
(62) Divisional to Application Number :NA
Filing Date :NA

(71)**Name of Applicant :**
1)INTEL CORPORATION
Address of Applicant :2200 Mission College Boulevard Santa Clara California 95052 U.S.A.
(72)**Name of Inventor :**
1)HE Hong
2)FWU Jong Kae
3)ZHU Yuan

(57) Abstract :
Embodiments of the present disclosure describe apparatuses systems methods and articles of manufacture for identifying search space candidates that may be used in the transmission of downlink control information. Other embodiments may be described and claimed.

No. of Pages : 34 No. of Claims : 25

(12) PATENT APPLICATION PUBLICATION
(21) Application No.3244/CHENP/2014 A
(19) INDIA
(22) Date of filing of Application :30/04/2014
(43) Publication Date : 03/07/2015

(54) Title of the invention : FLEXIBLE DIRECT DRIVE BOGIE

(51) International classification :B61F5/50,B61F5/04
(31) Priority Document No :201210238324.X
(32) Priority Date :10/07/2012
(33) Name of priority country :China
(86) International Application No :PCT/CN2012/000962
Filing Date :17/07/2012
(87) International Publication No :WO 2014/008616
(61) Patent of Addition to Application Number :NA
Filing Date :NA
(62) Divisional to Application Number :NA
Filing Date :NA

(71)**Name of Applicant :**
1)CSR NANJING PUZHEN CO. LTD.
Address of Applicant :68 North Puzhu Road Taishan Park High tech Development Zone Nanjing Jiangsu 210031 China
(72)**Name of Inventor :**
1)CHU Yongping
2)TANG Yongming
3)FENG Zunwei
4)HU Dingxiang
5)ZHOU Rui

(57) Abstract :
A flexible direct drive bogie comprises: a bogie frame two permanent magnet motors (4 4) respectively located at the front side and the back side of the bogie frame an air spring (9) arranged above the bogie frame and a front back wheel pair arranged below the bogie frame. The bogie frame has a left frame (1) and a right frame (8) middle parts of the left and right frames are fixedly connected as a whole through a flexible beam (13) formed by four steel plates a gap is left between the four steel plates the axle of the wheel pair penetrates central through holes arranged on the permanent magnet motors (4 4) output shafts at two ends of the permanent magnet motors (4 4) are fixed respectively through an elastic gearing (3) and two wheels (2) of the wheel pair so that the permanent magnet motors (4 4) are suspended between the wheel pair shells of the two permanent magnet motors (4 4) are connected through a longitudinal connecting rod (6) a transition plate (7) for fixedly connecting the air spring (9) and the vehicle body is arranged above the air spring (9) in a crossing manner a traction drawbar base (18) is mounted at the central position of the lower end surface of the transition plate (7) the traction drawbar base (18) is provided with a traction body (19) a left end and a right end of the traction body (19) are provided with traction drawbars (5 5) respectively one traction drawbar (5) is connected to the shell of a permanent magnet motor (4) at the front side and the other traction drawbar (5) is connected to the shell of a permanent magnet motor (4) at the back side. The flexible beam is used so that the frame flexibility is implemented; relative nodding motion is easy to the left and right frames so as to adapt to large twists of tracks; the elastic gearing enables the permanent magnet motors to be elastically suspended and to transfer a torque so that the gearing efficiency is improved and the weight of the gearing mechanism is reduced; the traction force and braking force are directly transferred to the vehicle body so that the force bearing condition of the bogie frame is enhanced the riding comfort of the vehicle is improved and excellent adaptation to uneven lines is achieved.

No. of Pages : 21 No. of Claims : 9

(12) PATENT APPLICATION PUBLICATION
(19) INDIA
(22) Date of filing of Application :25/04/2014
(21) Application No.3155/CHENP/2014 A
(43) Publication Date : 03/07/2015

(54) Title of the invention : MOBILE COMMUNICATION METHOD WIRELESS BASE STATION AND MOBILE STATION

(51) International classification :H04W48/12,H04W24/10,H04W28/16
(31) Priority Document No :2011219652
(32) Priority Date :03/10/2011
(33) Name of priority country :Japan
(86) International Application No :PCT/JP2012/075388
Filing Date :01/10/2012
(87) International Publication No :WO 2013/051508
(61) Patent of Addition to Application Number :NA
Filing Date :NA
(62) Divisional to Application Number :NA
Filing Date :NA

(71)**Name of Applicant :**
1)NTT DOCOMO INC.
Address of Applicant :11 1 Nagatacho 2 chome Chiyoda ku Tokyo 1006150 Japan
(72)**Name of Inventor :**
1)TAKAHASHI Hideaki
2)HAPSARI Wuri Andarmawanti
3)NAGATA Satoshi

(57) Abstract :
The purpose of the present invention is to appropriately add and change CoMP transmission points that perform a CoMP transmission/reception process. This mobile communication method involves: a step in which a wireless base station (eNB) notifies at the time of instructing the addition or change of a CoMP transmission point performing a CoMP transmission/reception process setting information of CSI RS of said CoMP transmission point by RRC Connection Reconfiguration to a mobile station (UE) connected to a cell (5) managed by the wireless base station; a step in which the mobile station (UE) measures CQI at said CoMP transmission point by using the CSI RS of said CoMP transmission point while the CoMP transmission/reception process is being performed; and a step in which the mobile station (UE) notifies to the wireless base station (eNB) the CQI at said CoMP transmission point.

No. of Pages : 32 No. of Claims : 3

(12) PATENT APPLICATION PUBLICATION
(19) INDIA
(22) Date of filing of Application :25/04/2014
(21) Application No.3156/CHENP/2014 A
(43) Publication Date : 03/07/2015

(54) Title of the invention : A MULTI CELL BATTERY ASSEMBLY

(51) International classification :H01M10/50
(31) Priority Document No :61/552739
(32) Priority Date :28/10/2011
(33) Name of priority country :U.S.A.
(86) International Application No :PCT/US2012/062136
Filing Date :26/10/2012
(87) International Publication No :WO 2013/063403
(61) Patent of Addition to Application Number :NA
Filing Date :NA
(62) Divisional to Application Number :NA
Filing Date :NA

(71)**Name of Applicant :**
1)NUCLEUS SCIENTIFIC INC.
Address of Applicant :6 Oakdale Lane Lincoln MA 01773 U.S.A.
(72)**Name of Inventor :**
1)KRISTOFEK Grant William
2)HEMOND Brian David
3)HUNTER Lan W.

(57) Abstract :
A battery assembly including: a plurality of prismatic battery cells; first and second fluid manifolds; and a plurality of corrugated flow plates interleaved with the plurality of battery cells each the flow plates extending from the first manifold to the second manifold and providing an array of flow channels for carrying fluid from the first manifold to the second manifold wherein each plate of the plurality of corrugated flow plates is an extruded plastic structure comprising first and second fluid impermeable sheets and a plurality of parallel ribs between and connecting the first and second sheets said plurality of ribs forming the array of flow channels.

No. of Pages : 21 No. of Claims : 17

(12) PATENT APPLICATION PUBLICATION
(19) INDIA
(22) Date of filing of Application :25/04/2014
(21) Application No.3157/CHENP/2014 A
(43) Publication Date : 03/07/2015

(54) Title of the invention : GAS BURNER

(51) International classification :F23D14/06
(31) Priority Document No :NA
(32) Priority Date :NA
(33) Name of priority country :NA
(86) International Application No :PCT/IB2011/002629
Filing Date :08/11/2011
(87) International Publication No :WO 2013/068775
(61) Patent of Addition to Application Number :NA
Filing Date :NA
(62) Divisional to Application Number :NA
Filing Date :NA

(71)**Name of Applicant :**
1)SABAF S.P.A.
Address of Applicant :Via Dei Carpini 1 I 25035 Ospitaletto (BS) Italy
(72)**Name of Inventor :**
1)BETTINZOLI Angelo

(57) Abstract :
Gas burner (1) of the type comprising at least two flame spreaders (2 3) at least one diffusion chamber obtained between said at least two flame spreaders for the diffusion of an air/ gas mixture for at least one of said at least two flame spreaders and at least one interignition duct for the flame passage between said at least two flame spreaders said at least one duct being disposed transversally inside said at least one diffusion chamber so that define to a first and a second region in said at least one diffusion chamber characterized by comprising at least one element for the direct fluidic connection between said first and said second region of said at least one diffusion chamber said at least one connecting element being c connected on top with said at least one interignition duct.

No. of Pages : 13 No. of Claims : 16

(12) PATENT APPLICATION PUBLICATION
(21) Application No.3240/CHENP/2014 A
(19) INDIA
(22) Date of filing of Application :29/04/2014
(43) Publication Date : 03/07/2015

(54) Title of the invention : DATA RELAY SYSTEM RELAY READER APPARATUS RELAY TAG APPARATUS RELAY APPARATUS AND DATA RELAY METHOD

(51) International classification :G05B23/02,H04L12/28
(31) Priority Document No :2011227347
(32) Priority Date :14/10/2011
(33) Name of priority country :Japan
(86) International Application No :PCT/JP2012/006224
Filing Date :28/09/2012
(87) International Publication No :WO 2013/054482
(61) Patent of Addition to Application Number :NA
Filing Date :NA
(62) Divisional to Application Number :NA
Filing Date :NA

(71)**Name of Applicant :**
1)PANASONIC CORPORATION
Address of Applicant :1006 Oaza Kadoma Kadoma shi Osaka 5718501 Japan
(72)**Name of Inventor :**
1)OI Hideaki

(57) Abstract :
A data relay system (1) is provided with a data logger apparatus (2) a relay reader apparatus (3) a relay tag apparatus (4) and a tag reader apparatus (5). The data logger apparatus (2) generates alarm information on the basis of a sensor input and transmits the alarm information to the relay reader apparatus (3). The relay reader apparatus (3) collects the alarm information from a plurality of data logger apparatuses (2) integrates the collected alarm information to generate integrated alarm information and transmits the integrated alarm information to the relay tag apparatus (4). The relay tag apparatus (4) stores the integrated alarm information received from the relay reader apparatus (3) and transmits the integrated alarm information as a response to a data request signal from the tag reader apparatus (5). The alarm information is generated in a format in which the alarm information can be transmitted from the data logger apparatus (2) to the tag reader apparatus (5) and the integrated alarm information is generated in the same format as that of the alarm information. Thus the data logger apparatus can be installed at a location beyond the reach of radio waves from the tag reader apparatus.

No. of Pages : 58 No. of Claims : 7

(12) PATENT APPLICATION PUBLICATION
(19) INDIA
(22) Date of filing of Application :22/04/2014
(21) Application No.3012/CHENP/2014 A
(43) Publication Date : 03/07/2015

(54) Title of the invention : CONTENT SURFACING BASED ON GEO SOCIAL FACTORS

(51) International classification :G06Q50/30,H04W4/02
(31) Priority Document No :13/275060
(32) Priority Date :17/10/2011
(33) Name of priority country :U.S.A.
(86) International Application No :PCT/US2012/054975
Filing Date :13/09/2012
(87) International Publication No :WO 2013/058897
(61) Patent of Addition to Application Number :NA
Filing Date :NA
(62) Divisional to Application Number :NA
Filing Date :NA

(71)**Name of Applicant :**
1)FACEBOOK INC.
Address of Applicant :1601 Willow Road Menlo Park CA 94025 U.S.A.
(72)**Name of Inventor :**
1)GARCIA David Harry
2)ODIO Samuel

(57) Abstract :
In one embodiment a geo social networking system determines a user s current location calculates a novelty score for the location representing the user s degree of familiarity and surfaces content within a geographic and temporal radius based on the novelty score for display to the user.

No. of Pages : 40 No. of Claims : 20

(12) PATENT APPLICATION PUBLICATION
(19) INDIA
(22) Date of filing of Application :22/04/2014
(21) Application No.3013/CHENP/2014 A
(43) Publication Date : 03/07/2015

(54) Title of the invention : NAVIGATING APPLICATIONS USING SIDE MOUNTED TOUCHPAD

(51) International classification :G06F3/01,G06F3/048,G06F3/041
(31) Priority Document No :13/275095
(32) Priority Date :17/10/2011
(33) Name of priority country :U.S.A.
(86) International Application No :PCT/US2012/054973
Filing Date :13/09/2012
(87) International Publication No :WO 2013/058896
(61) Patent of Addition to Application Number :NA
Filing Date :NA
(62) Divisional to Application Number :NA
Filing Date :NA

(71)**Name of Applicant :**
1)FACEBOOK INC.
Address of Applicant :1601 Willow Road Menlo Park CA 94025 U.S.A.
(72)**Name of Inventor :**
1)PAPAKIPOS Matthew Nicholas
2)CAHILL Matthew

(57) Abstract :
In one embodiment a user of a mobile device navigates between application user interface layers by using touch inputs to the mobile device s side mounted touchpad.

No. of Pages : 31 No. of Claims : 16

(12) PATENT APPLICATION PUBLICATION
(19) INDIA
(22) Date of filing of Application :22/04/2014
(21) Application No.3014/CHENP/2014 A
(43) Publication Date : 03/07/2015

(54) Title of the invention : A METHOD APPARATUS COMPUTER PROGRAM AND USER INTERFACE

(51) International classification :G06F3/0482,H04M1/725
(31) Priority Document No :13/250450
(32) Priority Date :30/09/2011
(33) Name of priority country :U.S.A.
(86) International Application No :PCT/FI2012/050923
Filing Date :26/09/2012
(87) International Publication No :WO 2013/045759
(61) Patent of Addition to Application Number :NA
Filing Date :NA
(62) Divisional to Application Number :NA
Filing Date :NA

(71)**Name of Applicant :**
1)NOKIA CORPORATION
Address of Applicant :Keilalahdentie 4 FI 02150 Espoo Finland
(72)**Name of Inventor :**
1)INKALA Auli Helena
2)L„KSY Liisa Pauliina
3)HEISKALA Markku Tapani

(57) Abstract :
A method apparatus computer program and user interface wherein the method comprises: providing a plurality of user interface items in a menu structure where each user interface item is associated with at least one function of an apparatus; determining that a function associated with a user interface item is unavailable; removing the user interface item associated with the unavailable function from the menu structure; and menu structure providing a replacement user interface item in the position of the menu structure previously occupied by the removed user interface item.

No. of Pages : 37 No. of Claims : 34

(12) PATENT APPLICATION PUBLICATION
(19) INDIA
(22) Date of filing of Application :24/04/2014
(21) Application No.3092/CHENP/2014 A
(43) Publication Date : 03/07/2015

(54) Title of the invention : LIGHTING SYSTEM WITH MONITORING FUNCTION

(51) International classification :A61B5/00
(31) Priority Document No :61/552520
(32) Priority Date :28/10/2011
(33) Name of priority country :U.S.A.
(86) International Application No :PCT/IB2012/055662
Filing Date :17/10/2012
(87) International Publication No :WO 2013/061215
(61) Patent of Addition to Application Number :NA
Filing Date :NA
(62) Divisional to Application Number :NA
Filing Date :NA

(71)**Name of Applicant :**
1)KONINKLIJKE PHILIPS N.V.
Address of Applicant :High Tech Campus 5 NL 5656 AE Eindhoven Netherlands
(72)**Name of Inventor :**
1)LEMMENS Paul Marcel Carl
2)GILLIES Murray Fulton
3)VOGT juergen

(57) Abstract :
In summary the invention utilizes a patient s interaction with a user interface 120 of a controllable lighting system 100. The user interface enables light characteristics of the lighting system 100 to be adjusted such as the light color emitted from a light source 110 of the lighting system 100. A monitor 130 is provided for monitoring how the patient interacts with the user interface 120 e.g. by monitoring how frequent the patient interacts with the user interface the monitored number of interactions may be processed by a processor 140 to determine a value of the coping style which indicates how active or passive the patient is.

No. of Pages : 13 No. of Claims : 10

(12) PATENT APPLICATION PUBLICATION
(21) Application No.3177/CHENP/2014 A
(19) INDIA
(22) Date of filing of Application :26/04/2014
(43) Publication Date : 03/07/2015

(54) Title of the invention : DETERMINING BOUNDARY STRENGTH VALUES FOR DEBLOCKING FILTERING FOR VIDEO CODING

(51) International classification :H04N7/26
(31) Priority Document No :61/551325
(32) Priority Date :25/10/2011
(33) Name of priority country :U.S.A.
(86) International Application No :PCT/US2012/061693
Filing Date :24/10/2012
(87) International Publication No :WO 2013/063117
(61) Patent of Addition to Application Number :NA
Filing Date :NA
(62) Divisional to Application Number :NA
Filing Date :NA

(71)**Name of Applicant :**
1)QUALCOMM INCORPORATED
Address of Applicant :ATTN: International IP Administration 5775 Morehouse Drive San Diego California 92121 1714 U.S.A.
(72)**Name of Inventor :**
1)VAN DER AUWERA Geert
2)KARCZEWICZ Marta
3)WANG Xianglin

(57) Abstract :
A video coder associates a first boundary strength value with an edge in response to determining that a first video block or a second video block is associated with an intra predicted coding unit (CU) where the edge occurs at a boundary between the first video block and the second video block. The video coder may associate a second or a third boundary strength value with the edge when neither the first video block nor the second video block is associated with an intra predicted CU. The video coder may apply one or more deblocking filters to samples associated with the edge when the edge is associated with the first boundary strength value or the second boundary strength value. The third boundary strength value indicates that the deblocking filters are turned off for the samples associated with the edge.

No. of Pages : 88 No. of Claims : 34

(12) PATENT APPLICATION PUBLICATION
(19) INDIA
(22) Date of filing of Application :30/04/2014
(21) Application No.3257/CHENP/2014 A
(43) Publication Date : 03/07/2015

(54) Title of the invention : SEAT RECLINER WITH EASY ENTRY RELEASE AND METHOD OF MANUFACTURING SAME

(51) International classification :B60N2/225
(31) Priority Document No :61/626973
(32) Priority Date :06/10/2011
(33) Name of priority country :U.S.A.
(86) International Application No :PCT/US2012/058867
Filing Date :05/10/2012
(87) International Publication No :WO 2013/052743
(61) Patent of Addition to Application Number :NA
Filing Date :NA
(62) Divisional to Application Number :NA
Filing Date :NA

(71)**Name of Applicant :**
1)LEAR CORPORATION
Address of Applicant :21557 Telegraph Road Southfield Michigan 48033 U.S.A.
(72)**Name of Inventor :**
1)NOCK Eckhard
2)BARZEN Johannes
3)HERTLING Norbert

(57) Abstract :
A vehicle seat and seat back adjustment mechanism are disclosed that provide for adjusting the angle of inclination of a seat back relative to a seat base and also permit easy entry to the area behind the seat by allowing the seat back to be released to move between an adjusted angle of inclination and a position in which the seat back is folded over the seat base. The adjustment mechanism includes at least one comfort tilt recliner mechanism and one easy entry recliner mechanism that are joined via a first interface and a second interface face each respectively located on the outer surfaces of the facing plates of the two mechanisms by a radial laser welding process such that the mechanisms may be coaxially attached to the vehicle seat to permit the seat back to pivot about a single axis.

No. of Pages : 21 No. of Claims : 9

(12) PATENT APPLICATION PUBLICATION
(19) INDIA
(22) Date of filing of Application :14/01/2013
(21) Application No.310/CHENP/2013 A
(43) Publication Date : 03/07/2015

(54) Title of the invention : DISPOSABLE ELECTRODE FOR ELECTRO STIMULATION

(51) International classification :A61N1/04
(31) Priority Document No :61/361032
(32) Priority Date :02/07/2010
(33) Name of priority country :U.S.A.
(86) International Application No :PCT/IB2011/052866
Filing Date :29/06/2011
(87) International Publication No :WO 2012/001643
(61) Patent of Addition to Application Number :NA
Filing Date :NA
(62) Divisional to Application Number :NA
Filing Date :NA

(71)**Name of Applicant :**
1)KONINKLIJKE PHILIPS ELECTRONICS N.V.
Address of Applicant :Groenewoudseweg 1 NL 5621 BA Eindhoven Netherlands
(72)**Name of Inventor :**
1)GROB Timon Rutger
2)VONCKEN Rudolf Maria Jozef
3)DE LAAT Antonius Wilhelmus Maria
4)HUURDEMAN Judith Petra
5)STEIJVERS Ronaldus Mathias Hubertus
6)BECKERS Lucas Johannes Anna Maria
7)TER LAAK Michael Johan Ferdinand Marie
8)FRANKLIN Steven Ernest
9)WHEELHOUSE Sean Scott

(57) Abstract :
An electrode configured to provide electrical contact with a subject s skin and includes a conductive layer and a gel layer. The conductive layer spreads current and transmits electrical signals to and/or receives electrical signals from the subject s skin and has a first conductive surface through which electrical signals are transmitted to and/or received from the subject s skin. The first conductive surface is on a side of the conductive layer that faces toward the subject s skin if the electrode is installed on the subject. The gel layer is formed on the same side of the conductive layer as the first conductive surface. The gel layer has a first interface surface that directly contacts the subject s skin if the electrode is installed on the subject and to conduct electrical signals between the subject s skin and the first conductive surface. The first interface surface has a surface area larger than that of the first conductive surface.

No. of Pages : 34 No. of Claims : 15

(12) PATENT APPLICATION PUBLICATION
(19) INDIA
(22) Date of filing of Application :24/04/2014
(21) Application No.3100/CHENP/2014 A
(43) Publication Date : 03/07/2015

(54) Title of the invention : SMART TOOL HOLDER FOR AN OPTICAL SHAPE SENSING FIBER

(51) International classification :A61B19/00
(31) Priority Document No :61/551499
(32) Priority Date :26/10/2011
(33) Name of priority country :U.S.A.
(86) International Application No :PCT/IB2012/055646
Filing Date :17/10/2012
(87) International Publication No :WO 2013/061212
(61) Patent of Addition to Application Number :NA
Filing Date :NA
(62) Divisional to Application Number :NA
Filing Date :NA

(71)**Name of Applicant :**
1)KONINKLIJKE PHILIPS N.V.
Address of Applicant :High Tech Campus 5 NL 5656 AE Eindhoven Netherlands
(72)**Name of Inventor :**
1)RAMACHANDRAN Bharat
2)MANZKE Robert
3)CHAN Raymond

(57) Abstract :
A method system and program product hold and manipulate tools during an intervention procedure. The device comprises: a holder body in fixed attachment with a shape sensing fiber optic fiber; one of a plurality of tools being held by the holder body in coupled alignment with the shape sensing fiber optic fiber.

No. of Pages : 23 No. of Claims : 29

(12) PATENT APPLICATION PUBLICATION
(19) INDIA
(22) Date of filing of Application :28/04/2014
(21) Application No.3185/CHENP/2014 A
(43) Publication Date : 03/07/2015

(54) Title of the invention : RUBBER TOUGHENED BIORESORBABLE POLYMER PERIPHERAL SCAFFOLD

(51) International classification :A61L31/04,A61L31/12,A61L31/14
(31) Priority Document No :13/252120
(32) Priority Date :03/10/2011
(33) Name of priority country :U.S.A.
(86) International Application No :PCT/US2012/043357
Filing Date :20/06/2012
(87) International Publication No :WO 2013/052183
(61) Patent of Addition to Application Number :NA
Filing Date :NA
(62) Divisional to Application Number :NA
Filing Date :NA

(71)**Name of Applicant :**
1)ABBOTT CARDIOVASCULAR SYSTEMS INC.
Address of Applicant :3200 Lakeside Drive Santa Clara California 95054 U.S.A.
(72)**Name of Inventor :**
1)STANKUS John
2)WANG Yunbing
3)TROLLSAS Mikael
4)HOSSAINY Syed Faiyaz Ahmed
5)NGO Michael H.
6)DAVALIAN Dariush

(57) Abstract :
Bioabsorbable scaffolds are disclosed with a rigid polymer component and a rubbery polymer component. The rubbery polymer component is miscible partially miscible or immiscible with the rigid polymer component.

No. of Pages : 55 No. of Claims : 31

(12) PATENT APPLICATION PUBLICATION
(19) INDIA
(22) Date of filing of Application :28/04/2014
(21) Application No.3186/CHENP/2014 A
(43) Publication Date : 03/07/2015

(54) Title of the invention : A CHAIR AND SUPPORTS

(51) International classification :A47C1/031,A47C3/026,A47C7/54
(31) Priority Document No :61/543088
(32) Priority Date :04/10/2011
(33) Name of priority country :U.S.A.
(86) International Application No :PCT/NZ2012/000179
Filing Date :04/10/2012
(87) International Publication No :WO 2013/051951
(61) Patent of Addition to Application Number :NA
Filing Date :NA
(62) Divisional to Application Number :NA
Filing Date :NA

(71)**Name of Applicant :**
1)FORMWAY FURNITURE LIMITED
Address of Applicant :43b Seaview Road Lower Hutt Wellington 5010 New Zealand
(72)**Name of Inventor :**
1)PARKER Kent Wallace
2)BAUM Gregory William
3)STEWART Lyall Douglas
4)BATEMAN Gavin James
5)CRAZE Leon Harley
6)FIFIELD Jon Leonard
7)PENNINGTON Mark Rundle
8)OHARA Wayne Douglas
9)COLLINGS Martyn Walter Goodwin
10)STEVENSON Paul James

(57) Abstract :
A chair has a supporting frame 1 a seat portion 101 a back portion 201 that has an upper end a lower end and is pivotally mounted relative to the supporting frame at a position above its lower end and a recline mechanism 601. The recline mechanism 601 lifts the seat portion 101 upon a reclining action of the back portion 201 and has an operative connection 603 611 between the seat portion and the supporting frame and a drag link 602 pivotally connected to the seat portion 101 and pivotally connected to the back portion 201 at a position below the pivotal mounting of the back portion relative to the supporting frame. As the back portion 201 of the chair is reclined the lower end of the back portion 201 moves forward and the drag link 602 pulls the seat portion 101 upward relative to the supporting frame 1.

No. of Pages : 190 No. of Claims : 93

(12) PATENT APPLICATION PUBLICATION
(19) INDIA
(22) Date of filing of Application :28/04/2014
(21) Application No.3187/CHENP/2014 A
(43) Publication Date : 03/07/2015

(54) Title of the invention : DEHYDROGENASE VARIANTS AND POLYNUCLEOTIDES ENCODING SAME

(51) International classification :C12N9/00,C12P7/42
(31) Priority Document No :61/541363
(32) Priority Date :30/09/2011
(33) Name of priority country :U.S.A.
(86) International Application No :PCT/US2012/057134
Filing Date :25/09/2012
(87) International Publication No :WO 2013/049073
(61) Patent of Addition to Application Number :NA
Filing Date :NA
(62) Divisional to Application Number :NA
Filing Date :NA

(71)**Name of Applicant :**
1)NOVOZYMES INC.
Address of Applicant :1445 Drew Avenue Davis California 95618 U.S.A.
2)NOVOZYMES A/S
(72)**Name of Inventor :**
1)TASSONE Monica
2)DE MARIA Leonardo

(57) Abstract :
The present invention relates to 3 hydroxypropionate dehydrogenase variants. The present invention also relates to polynucleotides encoding the variants; nucleic acid constructs vectors and host cells comprising the polynucleotides; and methods of using the variants.

No. of Pages : 89 No. of Claims : 24

(12) PATENT APPLICATION PUBLICATION
(21) Application No.3266/CHENP/2014 A
(19) INDIA
(22) Date of filing of Application :30/04/2014
(43) Publication Date : 03/07/2015

(54) Title of the invention : COMPUTERISED CONTROL DEVICE AND COMPUTER IMPLEMENTED METHOD FOR CONTROLLING A PRODUCT PROCESSING PLANT AND COMPUTER PROGRAM PRODUCT

(51) International classification :B65H43/00,B65H39/02
(31) Priority Document No :1637/11
(32) Priority Date :06/10/2011
(33) Name of priority country :Switzerland
(86) International Application No :PCT/CH2012/000223
Filing Date :27/09/2012
(87) International Publication No :WO 2013/049945
(61) Patent of Addition to Application Number :NA
Filing Date :NA
(62) Divisional to Application Number :NA
Filing Date :NA

(71)**Name of Applicant :**
1)FERAG AG
Address of Applicant :Z¼richstrasse 74 CH 8340 Hinwil Switzerland
(72)**Name of Inventor :**
1)GROTH Uwe
2)CORVO Maurizio

(57) Abstract :
A production configuration is determined for controlling a product processing plant (2) that comprises a collecting system (20) having a conveyor (21) and a plurality of feeders (23 f1 fF) for preparing product collections from products (P1 P2 P3 P4) supplied by the feeders (23 f1 fF). The production configuration defines a production of a plurality of production sequences for a plurality of delivery routes wherein each delivery route is assigned one or more production sequences each of which define a production of a plurality of production collections of a collection type comprising a plurality of products. For each feeder (23 f1 fF) an occupancy with products which are to be conveyed by the feeder (23 f1 fF) to the conveyor (21) for preparation of the product collections is determined. A production optimisation parameter determines whether a defined production order is to be maintained for the delivery routes or whether the production order of the delivery routes can be altered. If the production order can be altered the production sequences of a plurality of delivery routes for the production of production collections of the same collection type are combined to a cohesive production sequence and the occupancy of the feeders (23 f1 fF) is determined for the production order with combined production sequences.

No. of Pages : 41 No. of Claims : 20

(12) PATENT APPLICATION PUBLICATION
(19) INDIA
(22) Date of filing of Application :24/04/2014
(21) Application No.3097/CHENP/2014 A
(43) Publication Date : 03/07/2015

(54) Title of the invention : PHOTOCATALYTIC PURIFICATION OF MEDIA

(51) International classification :A61L9/20,C02F1/32,A61L2/10
(31) Priority Document No :61/551670
(32) Priority Date :26/10/2011
(33) Name of priority country :U.S.A.
(86) International Application No :PCT/IB2012/055899
Filing Date :26/10/2012
(87) International Publication No :WO 2013/061284
(61) Patent of Addition to Application Number :NA
Filing Date :NA
(62) Divisional to Application Number :NA
Filing Date :NA

(71)**Name of Applicant :**
1)KONINKLIJKE PHILIPS N.V.
Address of Applicant :High Tech Campus 5 NL 5656 AE Eindhoven Netherlands
(72)**Name of Inventor :**
1)ARTS HORNIX Eefje Janet
2)BALKENENDE Abraham Rudolf
3)RONDA Cornelis Reinder

(57) Abstract :
The invention relates to the treatment of a medium particularly to the purification of water air or surfaces. A photoactive layer (120) is disposed on an energy transfer surface (111) of a substrate (110). Thus light energy transfer from said substrate (110) to the photoactive layer (120) is directly achieved without an intermediate passage through the medium. The substrate (110) may preferably be a waveguide from which light energy is transferred into the photoactive layer (120) via evanescent waves. Moreover the optical coupling between the substrate (110) and the photoactive layer (120) may spatially vary.

No. of Pages : 18 No. of Claims : 15

(12) PATENT APPLICATION PUBLICATION
(21) Application No.3181/CHENP/2014 A
(19) INDIA
(22) Date of filing of Application :28/04/2014
(43) Publication Date : 03/07/2015

(54) Title of the invention : RANDOM ACCESS WITH ADVANCED DECODED PICTURE BUFFER (DPB) MANAGEMENT IN VIDEO CODING

(51) International classification :H04N7/26
(31) Priority Document No :61/553802
(32) Priority Date :31/10/2011
(33) Name of priority country :U.S.A.
(86) International Application No :PCT/US2012/062830
Filing Date :31/10/2012
(87) International Publication No :WO 2013/067033
(61) Patent of Addition to Application Number :NA
Filing Date :NA
(62) Divisional to Application Number :NA
Filing Date :NA

(71)**Name of Applicant :**
1)QUALCOMM INCORPORATED
Address of Applicant :ATTN: International IP Administration 5775 Morehouse Drive San Diego California 92121 1714 U.S.A.
(72)**Name of Inventor :**
1)CHEN Ying
2)WANG Ye Kui
3)CHEN Jianle

(57) Abstract :
As one example techniques for decoding video data include receiving a bitstream that includes one or more pictures of a coded video sequence (CVS) decoding a first picture according to a decoding order wherein the first picture is a random access point (RAP) picture that is not an instantaneous decoding refresh (IDR) picture and decoding at least one other picture following the first picture according to the decoding order based on the decoded first picture. As another example techniques for encoding video data include generating a bitstream that includes one or more pictures of a CVS wherein a first picture according to the decoding order is a RAP picture that is not an IDR picture and avoiding including at least one other picture other than the first picture that corresponds to a leading picture associated with the first picture in the bitstream.

No. of Pages : 81 No. of Claims : 31

(12) PATENT APPLICATION PUBLICATION
(21) Application No.3263/CHENP/2014 A
(19) INDIA
(22) Date of filing of Application :30/04/2014
(43) Publication Date : 03/07/2015

(54) Title of the invention : A COORDINATED CONTROL METHOD FOR POWER DISTRIBUTION SYSTEM WITH DC BUS ELECTRIFICATION SCHEME AND APPARATUS THEREOF

(51) International classification :H02J11/00
(31) Priority Document No :NA
(32) Priority Date :NA
(33) Name of priority country :NA
(86) International Application No :PCT/CN2012/074133
Filing Date :16/04/2012
(87) International Publication No :WO 2013/155667
(61) Patent of Addition to Application Number :NA
Filing Date :NA
(62) Divisional to Application Number :NA
Filing Date :NA

(71)**Name of Applicant :**
1)ABB TECHNOLOGY LTD.
Address of Applicant :Affolternstrasse 44 CH 8050 Zurich Switzerland
(72)**Name of Inventor :**
1)CHEN Yao
2)ZHANG Guoju
3)PAN Jiuping
4)GERTMAR Lars
5)YU Rongrong
6)SUTER Erich

(57) Abstract :
The present invention discloses a coordinated control method for power distribution system with DC bus electrification scheme and apparatus thereof. The method comprises: detecting what kind of disturbances occurs and at least one of following steps: restoring the voltages of the failed DC buses if power loss is detected on the DC buses due to temporary or permanent failures of upstream power supplies; controlling the voltage of the abnormal DC buses if overvoltage or under voltage is detected on the DC buses due to internal or external disturbances; and supporting the voltages of the abnormal AC buses if overvoltage or under voltage is detected on the AC buses due to internal or external disturbances. The methods and apparatus can further improve the fault ride through capability for power plant under external or internal disturbances and facilitate smooth automatic switching process between two DC buses etc.

No. of Pages : 33 No. of Claims : 19

(12) PATENT APPLICATION PUBLICATION
(21) Application No.3264/CHENP/2014 A
(19) INDIA
(22) Date of filing of Application :30/04/2014
(43) Publication Date : 03/07/2015

(54) Title of the invention : DEVICE SPECIFIC INFORMATION GENERATION DEVICE AND DEVICE SPECIFIC INFORMATION GENERATION METHOD

(51) International classification :G09C1/00,H04L9/10,H04L9/32
(31) Priority Document No :NA
(32) Priority Date :NA
(33) Name of priority country :NA
(86) International Application No :PCT/JP2011/079820
Filing Date :22/12/2011
(87) International Publication No :WO 2013/094056
(61) Patent of Addition to Application Number :NA
Filing Date :NA
(62) Divisional to Application Number :NA
Filing Date :NA

(71)**Name of Applicant :**
1)MITSUBISHI ELECTRIC CORPORATION
Address of Applicant :7 3 Marunouchi 2 chome Chiyoda ku Tokyo 1008310 Japan
(72)**Name of Inventor :**
1)SHIMIZU Koichi

(57) Abstract :
Obtained by the present invention is a device that outputs a glitch which satisfies the desired performance and that does not suffer from impacts arising during device manufacturing or impacts due to the deterioration of the device over time. The device is provided with a bit generation unit (310) having a glitch producing circuit (330) and a bit transformation circuit (340) for transforming the shape of a glitch into information bits. The glitch producing circuit has a plurality of combination circuits (331) mounted thereon and thereby outputs a plurality of different glitches. The bit generation unit further has a selector (332) that in accordance with a selection signal selects one glitch from among the plurality of different glitches and outputs the same to the bit transformation circuit. The device is further provided with a performance evaluation and control unit (350) that by outputting the selection signal obtains bit information corresponding to the plurality of different glitches respectively and on the basis of this respective bit information specifies a glitch which satisfies the desired performance.

No. of Pages : 51 No. of Claims : 8

(12) PATENT APPLICATION PUBLICATION
(21) Application No.3267/CHENP/2014 A
(19) INDIA
(22) Date of filing of Application :30/04/2014
(43) Publication Date : 03/07/2015

(54) Title of the invention : DATA LOADING SYSTEM TRANSPORTABLE DATA LOADING DEVICE AND A METHOD FOR LOADING SOFTWARE CONFIGURATIONS INTO AIRCRAFT

(51) International classification :G06F9/445
(31) Priority Document No :10 2011 122 761.3
(32) Priority Date :20/10/2011
(33) Name of priority country :Germany
(86) International Application No :PCT/EP2012/004313
Filing Date :16/10/2012
(87) International Publication No :WO 2013/056810
(61) Patent of Addition to Application Number :NA
Filing Date :NA
(62) Divisional to Application Number :NA
Filing Date :NA

(71)**Name of Applicant :**
1)LUFTHANSA TECHNIK AG
Address of Applicant :Weg beim Jger 193 22335 Hamburg Germany
(72)**Name of Inventor :**
1)SCHOWALTER Jrg
2)FLIEGNER Matthias

(57) Abstract :
The invention relates to a data loading system and a corresponding method (10) for loading software configurations (12) into the electronic components (38 39 40 41 ...) of aircraft (30) said data loading system (10) comprising a databank system (11) and at least one transportable data loading device (14). Software configurations (12) for at least one fleet of aircraft (30) are stored in the databank system (11) and said data loading device (14) is configured to load via a port an allocated software configuration (12) that has been obtained from said databank system (11) into a data bus (33) of an aircraft (30) which corresponds to this software configuration (12). Said data loading device (14) is configured to load the latest individual software configurations (12) of all of the aircraft (30) of the fleet from the databank system (11) and to store these on said data loading device (14) this loading process taking place at a ground based storing position (13) by means of a data connection (16).

No. of Pages : 21 No. of Claims : 12

(12) PATENT APPLICATION PUBLICATION
(19) INDIA
(22) Date of filing of Application :30/04/2014
(21) Application No.3268/CHENP/2014 A
(43) Publication Date : 03/07/2015

(54) Title of the invention : SUBSTITUTED 1 2 5 OXADIAZOLE COMPOUNDS AND THEIR USE AS HERBICIDES

(51) International classification :C07D271/08,C07D413/12,A01N43/832
(31) Priority Document No :61/559164
(32) Priority Date :14/11/2011
(33) Name of priority country :U.S.A.
(86) International Application No :PCT/EP2012/072469
Filing Date :13/11/2012
(87) International Publication No :WO 2013/072300
(61) Patent of Addition to Application Number :NA
Filing Date :NA
(62) Divisional to Application Number :NA
Filing Date :NA

(71)**Name of Applicant :**
1)BASF SE
Address of Applicant :67056 Ludwigshafen Germany
(72)**Name of Inventor :**
1)KRAUS Helmut
2)WITSCHEL Matthias
3)SEITZ Thomas
4)NEWTON Trevor William
5)PARRA RAPADO Liliana
6)APONTE Raphael
7)KREUZ Klaus
8)GROMANN Klaus
9)LERCHL Jens
10)EVANS Richard R.

(57) Abstract :
The present invention relates to substituted 1 2 5 oxadiazole compounds of the formula I and the N oxidesand salts thereof and to compositions comprising the same. The invention also relates to the use of the 1 2 5 oxadiazole compounds or of the compositions comprising such compounds for controlling unwanted vegetation. Furthermore the invention relates to methods of applying such compounds. In formula I the variables have the following meanigns R is e.g. hydrogen cyano nitro halogen C C alkyl C C cycloalkyl C C cycloalkyl CC alkyl C C haloalkyl C C alkenyl C C haloalkenyl C C alkynyl C C haloalkynyl C C alkoxy C C alkyl C C haloalkoxy C C alkyl O R Z S(O) R Z C(=O) R Z C(=O) OR Z C(=O) NRR Z NRR Z phenyl and Z heterocyclyl etc; Rise.g. Z cyano halogen nitro C C alkyl C C alkenyl C C alkynyl C C haloalkyl C C alkoxy C C alkoxy C C4 alkyl Z C C alkoxy C C alkoxy C C alkylthio C C alkyl Z C C alkylthio C C alkylthio C C alkenyloxy C C alkynyloxy C C haloalkoxy C C haloalkoxy C C alkyl Z C C haloalkoxy C C alkoxy Z S(O) R Z phenoxy and Z heterocyclyloxy;R Rare identical or different and e.g. hydrogen halogen Z OH Z NO Z cyano C C alkyl C C alkenyl C C alkynyl Z C C cycloalkyl Z C C cycloalkoxy C C haloalkyl Z C C alkoxy Z C C haloalkoxy Z C C alkoxy C C alkoxy Z C C alkylthio C C alkylthio Z C C alkenyloxy Z C C alkynyloxy Z C C haloalkoxy Z C C haloalkenyloxy Z C C haloalkynyloxy Z C C haloalkoxy C C alkoxy Z (tri C C alkyl)silyl Z S(O) R Z C(=O) R Z C(=O) OR Z C(=O) NRR Z NRR Z phenyl and Z heterocyclyl; Ris selected from the group consisting of hydrogen halogen cyano nitro C C alkyl and C C haloalkyl; Ris selected from the group consisting of hydrogen halogen C C alkyl and C C haloalkyl; provided that at least one of the radicals Rand Ris different from hydrogen; n is 0 1 or 2; k is 0 1 or 2.

No. of Pages : 143 No. of Claims : 25

(12) PATENT APPLICATION PUBLICATION
(21) Application No.3182/CHENP/2014 A
(19) INDIA
(22) Date of filing of Application :28/04/2014
(43) Publication Date : 03/07/2015

(54) Title of the invention : STRUCTURE FOR CONNECTING WIRING CONDUCTOR

(51) International classification :H01R9/22
(31) Priority Document No :NA
(32) Priority Date :NA
(33) Name of priority country :NA
(86) International Application No :PCT/JP2011/073380
Filing Date :12/10/2011
(87) International Publication No :WO 2013/054400
(61) Patent of Addition to Application Number :NA
Filing Date :NA
(62) Divisional to Application Number :NA
Filing Date :NA

(71)**Name of Applicant :**
1)Mitsubishi Electric Corporation
Address of Applicant :7 3 Marunouchi 2 chome Chiyoda ku Tokyo 1008310 Japan
(72)**Name of Inventor :**
1)AKIYAMA Shuzo
2)HOSAKA Yasuhiro
3)FUJIMOTO Tadayuki
4)TANIGAWA Masaaki

(57) Abstract :
The present invention is configured of: a housing (2) for an electronic apparatus; a board like wiring conductor (3) formed in the housing (2) by means of insert molding using resin portions (2a 2b); a wiring terminal surface (3a) formed by bending an leading end portion of the wiring conductor (3); a hook like protrusion (3b) formed on the wiring terminal surface (3a); a wiring terminal surface (4a) of an external wiring terminal (4) fixed by having an end portion of the wiring terminal surface in contact with the hook like protrusion (3b); a crimping unit (4f) which connects flexible wiring (5) to the external wiring terminal (4); and a bolt (6) and a nut (7) which fasten the wiring terminal surface (3a) and the wiring terminal surface (4a) to each other. At the time of electrically connecting the wiring terminals to each other aligning operations are facilitated and an operation time is shortened.

No. of Pages : 29 No. of Claims : 6

(12) PATENT APPLICATION PUBLICATION
(21) Application No.3183/CHENP/2014 A
(19) INDIA
(22) Date of filing of Application :28/04/2014
(43) Publication Date : 03/07/2015

(54) Title of the invention : AQUEOUS AGROCHEMICAL SUSPENSION COMPOSITION AND AQUEOUS AGROCHEMICAL SUSPENSION FORMULATION

(51) International classification	:A01N25/04,A01N43/76,A01P7/02
(31) Priority Document No	:2011242561
(32) Priority Date	:04/11/2011
(33) Name of priority country	:Japan
(86) International Application No	:PCT/JP2012/079048
Filing Date	:02/11/2012
(87) International Publication No	:WO 2013/065874
(61) Patent of Addition to Application Number	:NA
Filing Date	:NA
(62) Divisional to Application Number	:NA
Filing Date	:NA

(71)**Name of Applicant :**
1)SUMITOMO CHEMICAL COMPANY LIMITED
Address of Applicant :27 1 Shinkawa 2 chome Chuo ku Tokyo 1048260 Japan
(72)**Name of Inventor :**
1)UEDA Nobuhito

(57) Abstract :
The present invention provides an agrochemical composition having excellent efficacy which comprises as active ingredient 2 (2 6 difluorophenyl) 4 [4 (1 1 dimethylethyl) 2 ethoxyphenyl] 4 5 dihydrooxazole. The aqueous agrochemical suspension composition comprising 2 (2 6 difluorophenyl) 4 [4 (1 1 dimethylethyl) 2 ethoxyphenyl] 4 5 dihydrooxazole at least one kind of alcohol selected from the group consisting of ethylene glycol propylene glycol and glycerin an inorganic thickener and a dispersant shows excellent efficacy.

No. of Pages : 26 No. of Claims : 11

(12) PATENT APPLICATION PUBLICATION
(21) Application No.3184/CHENP/2014 A
(19) INDIA
(22) Date of filing of Application :28/04/2014
(43) Publication Date : 03/07/2015

(54) Title of the invention : VIDEO ENCODING DEVICE VIDEO DECODING DEVICE VIDEO ENCODING METHOD VIDEO DECODING METHOD AND PROGRAM

(51) International classification :H04N7/32
(31) Priority Document No :2011241450
(32) Priority Date :02/11/2011
(33) Name of priority country :Japan
(86) International Application No :PCT/JP2012/006848
Filing Date :25/10/2012
(87) International Publication No :WO 2013/065263
(61) Patent of Addition to Application Number :NA
Filing Date :NA
(62) Divisional to Application Number :NA
Filing Date :NA

(71)**Name of Applicant :**
1)NEC CORPORATION
Address of Applicant :7 1 Shiba 5 chome Minato ku Tokyo 1088001 Japan
(72)**Name of Inventor :**
1)CHONO Keiichi
2)AOKI Hirofumi

(57) Abstract :
This video encoding device is provided with the following: a sample position shifting downsampler (107) that downsamples a luminance signal; and a predictor (101) that linearly predicts a chrominance signal from the downsampled luminance signal. The sample position shifting downsampler (107) shifts the positions of samples in the downsampled luminance signal in accordance with a scan for the signal being processed. This video decoding device is provided with the following: a sample position shifting downsampler (205) that downsamples a luminance signal; and a predictor (203) that linearly predicts a chrominance signal from the downsampled luminance signal. The sample position shifting downsampler (205) shifts the positions of samples in the downsampled luminance signal in accordance with the scan for the signal being processed.

No. of Pages : 55 No. of Claims : 10

(12) PATENT APPLICATION PUBLICATION
(19) INDIA
(22) Date of filing of Application :30/04/2014
(21) Application No.3271/CHENP/2014 A
(43) Publication Date : 03/07/2015

(54) Title of the invention : BOARD MATERIAL TRANSFER SYSTEM

(51) International classification :B65G49/06,B65G47/52,B65G51/03
(31) Priority Document No :2011248753
(32) Priority Date :14/11/2011
(33) Name of priority country :Japan
(86) International Application No :PCT/JP2012/007241
Filing Date :12/11/2012
(87) International Publication No :WO 2013/073156
(61) Patent of Addition to Application Number :NA
Filing Date :NA
(62) Divisional to Application Number :NA
Filing Date :NA

(71)**Name of Applicant :**
1)KAWASAKI JUKOGYO KABUSHIKI KAISHA
Address of Applicant :1 1 Higashikawasaki cho 3 chome Chuo ku Kobe shi Hyogo 6508670 Japan
(72)**Name of Inventor :**
1)KUGE Morimasa
2)TANAKA Hideyuki
3)TAKAHARA Kazunori
4)TSUJITA Keiji

(57) Abstract :
A board material transfer system (100) of the present invention is configured such that: prior to transferring a board material (101) from a first delivery apparatus (10) to a second delivery apparatus (11) the first delivery apparatus (10) transfers the board material (101) by holding the board material such that the board material is sandwiched between a transfer section (20) and a fluid (104) of a pressurizing section (40) and the transfer section (20) of the second delivery apparatus (11) is prevented from being in contact with the board material (101); and that after the board material (101) is transferred from the first delivery apparatus (10) to the second delivery apparatus (11) the second delivery apparatus (11) transfers the board material (101) by holding the board material such that the board material is sandwiched between the transfer section (20) and the fluid (104) of the pressurizing section (40) and the transfer section (20) of the first delivery apparatus (10) is prevented from being in contact with the board material (101).

No. of Pages : 35 No. of Claims : 7

(12) PATENT APPLICATION PUBLICATION
(21) Application No.3115/CHENP/2014 A
(19) INDIA
(22) Date of filing of Application :25/04/2014
(43) Publication Date : 03/07/2015

(54) Title of the invention : CONTENT MANAGEMENT SYSTEMS METHODS APPARATUS AND USER INTERFACES

(51) International classification :H04N21/431
(31) Priority Document No :2011903999
(32) Priority Date :28/09/2011
(33) Name of priority country :Australia
(86) International Application No :PCT/AU2012/001195
Filing Date :28/09/2012
(87) International Publication No :WO 2013/044327
(61) Patent of Addition to Application Number :NA
Filing Date :NA
(62) Divisional to Application Number :NA
Filing Date :NA

(71)**Name of Applicant :**
1)TRANSCITY GROUP PTY LTD
Address of Applicant :44 48 Rocco Drive Scoresby Victoria 3179 Australia
(72)**Name of Inventor :**
1)ALFORD James
2)MCNAIR David

(57) Abstract :
The invention generally relates to content management systems methods apparatus and user interfaces for transmitting displaying and enabling the manipulation of content from multiple sources. In one embodiment a system for managing content supplied from a plurality of sources in respective signals includes a server for transmitting a multicast stream comprising streams representing the signals from the plurality of sources and one or more apparatus coupled to be in communication with the server and subscribing to the multicast stream. Each apparatus includes a plurality of player objects each of which is paired with a constituent stream of the multicast stream. The apparatus also comprises at least one viewing object coupled with one of the player objects to display content from the stream paired with the respective player object.

No. of Pages : 21 No. of Claims : 19

(12) PATENT APPLICATION PUBLICATION
(19) INDIA
(22) Date of filing of Application :28/04/2014
(21) Application No.3196/CHENP/2014 A
(43) Publication Date : 03/07/2015

(54) Title of the invention : FUNGAL CELLS AND FERMENTATION PROCESSES

(51) International classification :C12N1/14,C12N15/31,C12N15/79
(31) Priority Document No :61/570545
(32) Priority Date :14/12/2011
(33) Name of priority country :U.S.A.
(86) International Application No :PCT/CA2012/050891
Filing Date :12/12/2012
(87) International Publication No :WO 2013/086633
(61) Patent of Addition to Application Number :NA
Filing Date :NA
(62) Divisional to Application Number :NA
Filing Date :NA

(71)**Name of Applicant :**
1)IOGEN ENERGY CORPORATION
Address of Applicant :310 Hunt Club Road East Ottawa Ontario K1V 1C1 Canada
(72)**Name of Inventor :**
1)DUFRESNE Philippe J.
2)COLVILLE Adam H.
3)FRYZUK Barbara
4)GUDYNAITE SAVITCH Loreta
5)HINDLE Christopher M.d.
6)PLOCH Boguslaw
7)TOMASHEK John J.

(57) Abstract :
The present invention provides an isolated fungal cell that is capable of producing one or more biomass degrading enzymes and that exhibits increased or decreased expression or copy number of a polynucleotide encoding a PtaB like protein. Also provided is a fermentation processes for producing one or more biomass degrading enzymes comprising a fungal cells exhibiting increased or decreased expression or copy number of a polynucleotide encoding a PtaB like protein. The biomass degrading enzymes produced by the isolate fungal cell and fermentation processes of the present invention may be used in a process to produce soluble sugars from biomass.

No. of Pages : 112 No. of Claims : 20

(12) PATENT APPLICATION PUBLICATION
(19) INDIA
(22) Date of filing of Application :28/04/2014
(21) Application No.3197/CHENP/2014 A
(43) Publication Date : 03/07/2015

(54) Title of the invention : PROCESS FOR PREPARING BUPRENORPHINE

(51) International classification :C07D489/08,C07D489/12
(31) Priority Document No :61/542491
(32) Priority Date :03/10/2011
(33) Name of priority country :U.S.A.
(86) International Application No :PCT/GB2012/052423
Filing Date :01/10/2012
(87) International Publication No :WO 2013/050748
(61) Patent of Addition to Application Number :NA
Filing Date :NA
(62) Divisional to Application Number :NA
Filing Date :NA

(71)**Name of Applicant :**
1)JOHNSON MATTHEY PLC
Address of Applicant :5th Floor 25 Farringdon Street London EC4A 4AB U.K.
(72)**Name of Inventor :**
1)JOHNSON MATTHEY PLC

(57) Abstract :
An improved process for preparing buprenorphine and a method for increasing the yield of buprenorphine or a derivative thereof.

No. of Pages : 46 No. of Claims : 31

(12) PATENT APPLICATION PUBLICATION
(19) INDIA
(22) Date of filing of Application :30/04/2014
(21) Application No.3275/CHENP/2014 A
(43) Publication Date : 03/07/2015

(54) Title of the invention : PHOTOELECTRIC CONVERTER PHOTOELECTRIC CONVERTER ARRAY AND IMAGING DEVICE

(51) International classification :H04N5/3745,H01L27/146
(31) Priority Document No :2011222020
(32) Priority Date :06/10/2011
(33) Name of priority country :Japan
(86) International Application No :PCT/JP2012/076557
Filing Date :05/10/2012
(87) International Publication No :WO 2013/051734
(61) Patent of Addition to Application Number :NA
Filing Date :NA
(62) Divisional to Application Number :NA
Filing Date :NA

(71)**Name of Applicant :**
1)National Institute of Advanced Industrial Science and Technology
Address of Applicant :3 1 Kasumigaseki 1 chome Chiyoda ku Tokyo 1008921 Japan
2)RICOH COMPANY LTD.
(72)**Name of Inventor :**
1)HAYASHI Yutaka
2)OTA Toshitaka
3)NAGAMUNE Yasushi
4)WATANABE Hirofumi
5)NEGORO Takaaki
6)KIMINO Kazunari

(57) Abstract :
A photoelectric converter includes a first pn junction comprised of at least two semiconductor regions of different conductivity types and a first field effect transistor including a first source connected with one of the semiconductor regions a first drain a first insulated gate and a same conductivity type channel as that of the one of the semiconductor regions. The first drain is supplied with a second potential at which the first pn junction becomes zero biased or reverse biased relative to a potential of the other of the semiconductor regions. When the first source turns to a first potential and the one of the semiconductor regions becomes zero biased or reverse biased relative to the other semiconductor regions the first pn junction is controlled not to be biased by a deep forward voltage by supplying a first gate potential to the first insulated gate even when either of the semiconductor regions is exposed to light.

No. of Pages : 42 No. of Claims : 13

(12) PATENT APPLICATION PUBLICATION
(19) INDIA
(22) Date of filing of Application :30/04/2014
(21) Application No.3276/CHENP/2014 A
(43) Publication Date : 03/07/2015

(54) Title of the invention : IMAGE ERASING APPARATUS AND IMAGE ERASING METHOD

(51) International classification :B41J2/32,B41M5/28,B41M5/30
(31) Priority Document No :2011265370
(32) Priority Date :05/12/2011
(33) Name of priority country :Japan
(86) International Application No:PCT/JP2012/081428
Filing Date :28/11/2012
(87) International Publication No :WO 2013/084903
(61) Patent of Addition to Application Number :NA
Filing Date :NA
(62) Divisional to Application Number :NA
Filing Date :NA

(71)**Name of Applicant :**
1)RICOH COMPANY LTD.
Address of Applicant :3 6 Nakamagome 1 chome Ohta ku Tokyo 1438555 Japan
(72)**Name of Inventor :**
1)ISHIMI Tomomi
2)KAWAHARA Shinya
3)ASAI Toshiaki
4)HOTTA Yoshihiko

(57) Abstract :
It is made possible to uniformly erase an image recorded on a thermo reversible recording medium. The image erasing apparatus 2000 includes an LD array 1 which emits a laser light whose cross section has a line shape; optics which include at least one cylindrical lens which converts into a converging light which converges in a width direction a line shaped laser light which is emitted from the LD array 1 and emits the converging light; and a mono axial galvano mirror 5 which deflects the laser light emitted from the optics in the width direction to scan the deflected laser light onto the thermo reversible recording medium.

No. of Pages : 118 No. of Claims : 10

(12) PATENT APPLICATION PUBLICATION
(21) Application No.3033/CHENP/2014 A
(19) INDIA
(22) Date of filing of Application :22/04/2014
(43) Publication Date : 03/07/2015

(54) Title of the invention : METHODS AND APPARATUS FOR UNSUPERVISED NEURAL REPLAY LEARNING REFINEMENT ASSOCIATION AND MEMORY TRANSFER: NEURAL COMPONENT REPLAY

(51) International classification :G06N3/04,G06N3/08
(31) Priority Document No :13/292167
(32) Priority Date :09/11/2011
(33) Name of priority country :U.S.A.
(86) International Application No :PCT/US2012/064521
Filing Date :09/11/2012
(87) International Publication No :WO 2013/071164
(61) Patent of Addition to Application Number :NA
Filing Date :NA
(62) Divisional to Application Number :NA
Filing Date :NA

(71)**Name of Applicant :**
1)QUALCOMM INCORPORATED
Address of Applicant :Attn: International IP Administration 5775 Morehouse Drive San Diego California 92121 U.S.A.
(72)**Name of Inventor :**
1)HUNZINGER Jason Frank
2)CHAN Victor Hokkiu

(57) Abstract :
Certain aspects of the present disclosure support techniques for unsupervised neural replay learning refinement association and memory transfer.

No. of Pages : 173 No. of Claims : 113

(12) PATENT APPLICATION PUBLICATION
(19) INDIA
(22) Date of filing of Application :22/04/2014
(21) Application No.3034/CHENP/2014 A
(43) Publication Date : 03/07/2015

(54) Title of the invention : DISPLACEMENT PUMP

(51) International classification :F01C21/08,F01C21/10,F04C2/344
(31) Priority Document No :10 2011 054 028.8
(32) Priority Date :29/09/2011
(33) Name of priority country :Germany
(86) International Application No :PCT/EP2012/068189
Filing Date :17/09/2012
(87) International Publication No :WO 2013/045302
(61) Patent of Addition to Application Number :NA
Filing Date :NA
(62) Divisional to Application Number :NA
Filing Date :NA

(71)**Name of Applicant :**
1)ZF LENKSYSTEME GMBH
Address of Applicant :Richard Bullinger Strae 77 73527 Schwbisch Gm¼nd Germany
(72)**Name of Inventor :**
1)J„GER Claus
2)MAYER Rainer
3)MAYER Reiner

(57) Abstract :
The invention relates to a displacement pump for delivering pressure medium to a consumer in particular to an assisted steering system for motor vehicles. A pump stack (2) having a rotor (3) a cam ring (4) and a plurality of working slides (5) is inserted in the interior of a housing (1) which is closed axially on one side with a cover (7). Working chambers (6) which are divided by the working slides (5) and are delimited in the axial direction by control plates (9) are formed between the cam ring (4) and the rotor (3). Supply kidneys (10 11) for supplying oil to the working slides (5) and the working chamber (6) are formed in the end faces which face the rotor (3) of the control plates (9). An annular web (19) is situated between the supply kidneys (10 11) and a bore (20) for a drive shaft (13). At least one of the supply kidneys (10 11) is provided with at least one oil pocket (18). The at least one oil pocket is arranged such that it protrudes at least partially into the web (19).

No. of Pages : 13 No. of Claims : 13

(12) PATENT APPLICATION PUBLICATION
(19) INDIA
(22) Date of filing of Application :24/04/2014
(21) Application No.3113/CHENP/2014 A
(43) Publication Date : 03/07/2015

(54) Title of the invention : COMPOSITIONS USEFUL FOR THE TREATMENT OF VIRAL DISEASES

(51) International classification :A61K31/4035
(31) Priority Document No :61/553677
(32) Priority Date :31/10/2011
(33) Name of priority country :U.S.A.
(86) International Application No :PCT/US2012/062145
Filing Date :26/10/2012
(87) International Publication No :WO 2013/066753
(61) Patent of Addition to Application Number :NA
Filing Date :NA
(62) Divisional to Application Number :NA
Filing Date :NA

(71)**Name of Applicant :**
1)MERCK SHARP & DOHME CORP.
Address of Applicant :126 East Lincoln Avenue Rahway New Jersey 07065 0907 U.S.A.
2)ISTITUTO DI RICERCHE DI BIOLOGIA MOLECOLARE P. ANGELETTI S.R.L.
(72)**Name of Inventor :**
1)CARROLL Steven S.
2)MCCAULEY John A.
3)OLSEN David B.
4)SUMMA Vincenzo
5)ROWLEY Michael
6)STAHLHUT Mark W.
7)HAZUDA Daria

(57) Abstract :
The present invention is directed to compositions comprising inhibitors of hepatitis C virus (HCV) protease and one or more additional therapeutically effective agents. Uses of such compositions as HCV inhibitors and methods of treating infection by HCV by administration of such compositions are also disclosed.

No. of Pages : 57 No. of Claims : 11

(12) PATENT APPLICATION PUBLICATION
(19) INDIA
(22) Date of filing of Application :24/04/2014
(21) Application No.3114/CHENP/2014 A
(43) Publication Date : 03/07/2015

(54) Title of the invention : COATING DRYER

(51) International classification :B05C9/14
(31) Priority Document No :NA
(32) Priority Date :NA
(33) Name of priority country :NA
(86) International Application No :PCT/JP2011/074592
Filing Date :25/10/2011
(87) International Publication No :WO 2013/061411
(61) Patent of Addition to Application Number :NA
Filing Date :NA
(62) Divisional to Application Number :NA
Filing Date :NA

(71)**Name of Applicant :**
1)SINTOKOGIO LTD.
Address of Applicant :28 12 Meieki 3 chome Nakamura ku Nagoya shi Aichi 4500002 Japan
(72)**Name of Inventor :**
1)NAKASHIMA Shigeru
2)ISHIDA Asaichi

(57) Abstract :
A coating dryer (1) is provided with: a conveyance means (10) for conveying a coated object (W); and a drying furnace (20) provided with a loading opening (20A) and an unloading opening (20B) which are provided for the coated object (W) which is being conveyed by the conveyance means (10) the drying furnace (20) comprising therein a conveyance route (10A) for the conveyance means (10). The drying furnace (20) comprises therein: a drying route (21) in which the flow of drying air flowing along the conveyance route (10A) is formed; and a drying air supply flow path (23) for supplying drying air to the drying route (21) from discharge openings (22) arranged in the vicinity of both the loading opening (20A) and the unloading opening (20B). A drying air circulation means (30) discharges a portion of air sucked in from a suction opening (31A) provided at the intermediate position of the drying route (21) and recirculates the portion of air to the drying air supply flow path (23).

No. of Pages : 15 No. of Claims : 6

(12) PATENT APPLICATION PUBLICATION
(19) INDIA
(22) Date of filing of Application :01/05/2014
(21) Application No.3286/CHENP/2014 A
(43) Publication Date : 03/07/2015

(54) Title of the invention : AXIAL TURBINE

(51) International classification :F01D1/10,F01D5/14
(31) Priority Document No :1020110100782
(32) Priority Date :04/10/2011
(33) Name of priority country :Republic of Korea
(86) International Application No :PCT/KR2012/007793
Filing Date :27/09/2012
(87) International Publication No :WO 2013/051818
(61) Patent of Addition to Application Number :NA
Filing Date :NA
(62) Divisional to Application Number :NA
Filing Date :NA

(71)**Name of Applicant :**
1)CHOI Hyuk Sun
Address of Applicant :(Jangnok dong) 213 Pyeongdongsandan 2beon ro Gwangsan gu Gwangju 506 500 Republic of Korea
(72)**Name of Inventor :**
1)CHOI Hyuk Sun

(57) Abstract :
The present invention relates to an improved structure for an axial turbine. To this end the present invention is provided with a submerged turbine (100) in which a liquid is filled. Also the present invention is provided with an impulse turbine (200) which spouts high pressure liquid to rotate blades. The above structure of the present invention has the advantage of being able to selectively use the structure of the turbine to suit the given circumstances when configuring and using a submerged type turbine an impulse type turbine or a hybrid type turbine (i.e. a combined submerged and impulse turbine). Accordingly product quality and reliability can be significantly improved thereby providing satisfaction to the operator.

No. of Pages : 68 No. of Claims : 18

(12) PATENT APPLICATION PUBLICATION
(19) INDIA
(22) Date of filing of Application :24/04/2014
(21) Application No.3103/CHENP/2014 A
(43) Publication Date : 03/07/2015

(54) Title of the invention : HOLOGRAPHIC USER INTERFACES FOR MEDICAL PROCEDURES

(51) International classification :G03H1/00,G03H1/22
(31) Priority Document No :61/549273
(32) Priority Date :20/10/2011
(33) Name of priority country :U.S.A.
(86) International Application No :PCT/IB2012/055595
Filing Date :15/10/2012
(87) International Publication No :WO 2013/057649
(61) Patent of Addition to Application Number :NA
Filing Date :NA
(62) Divisional to Application Number :NA
Filing Date :NA

(71)**Name of Applicant :**
1)KONINKLIJKE PHILIPS N.V.
Address of Applicant :High Tech Campus 5 NL 5656 AE Eindhoven Netherlands
(72)**Name of Inventor :**
1)V‰RARD Laurent
2)CHAN Raymond
3)RUIJTERS Daniel Simon Anna
4)DENISSEN Sander Hans
5)SLEGT Sander

(57) Abstract :
An interactive holographic display system includes a holographic generation module (115) configured to display a holographically rendered anatomical image. A localization system (120) is configured to define a monitored space (126) on or around the holographically rendered anatomical image. One or more monitored objects (128) have their position and orientation monitored by the localization system such that coincidence of spatial points between the monitored space and the one or more monitored objects triggers a response in the holographically rendered anatomical image.

No. of Pages : 38 No. of Claims : 36

(12) PATENT APPLICATION PUBLICATION
(19) INDIA
(22) Date of filing of Application :24/04/2014
(21) Application No.3104/CHENP/2014 A
(43) Publication Date : 03/07/2015

(54) Title of the invention : MULTISPECTRAL IMAGING SYSTEM

(51) International classification :G06T7/00
(31) Priority Document No :61/555910
(32) Priority Date :04/11/2011
(33) Name of priority country :U.S.A.
(86) International Application No :PCT/US2012/062799
Filing Date :31/10/2012
(87) International Publication No :WO 2013/067012
(61) Patent of Addition to Application Number :NA
Filing Date :NA
(62) Divisional to Application Number :NA
Filing Date :NA

(71)**Name of Applicant :**
1)QUALCOMM INCORPORATED
Address of Applicant :ATTN: International IP Administration 5775 Morehouse Drive San Diego California 92121 1714 U.S.A.
(72)**Name of Inventor :**
1)ZHANG Xiaopeng
2)QIU Gang
3)WANG Jilai
4)ZHOU Xiaoming
5)SHEN Liang
6)ALEKSIC Milivoje
7)VADDADI Sundeep
8)ZHOU Shaojie

(57) Abstract :
Systems and methods for multispectral imaging are disclosed. The multispectral imaging system can include a near infrared (NIR) imaging sensor and a visible imaging sensor. The disclosed systems and methods can be implemented to improve alignment between the NIR and visible images. Once the NIR and visible images are aligned various types of multispectral processing techniques can be performed on the aligned images.

No. of Pages : 45 No. of Claims : 24

(12) PATENT APPLICATION PUBLICATION
(19) INDIA
(22) Date of filing of Application :28/04/2014
(21) Application No.3198/CHENP/2014 A
(43) Publication Date : 03/07/2015

(54) Title of the invention : ORAL APPARATUS FOR OPTIMISING USER PERFORMANCE

(51) International classification :A63B71/08
(31) Priority Document No :1116537.0
(32) Priority Date :26/09/2011
(33) Name of priority country :U.K.
(86) International Application No :PCT/GB2012/052291
Filing Date :17/09/2012
(87) International Publication No :WO 2013/045892
(61) Patent of Addition to Application Number :NA
Filing Date :NA
(62) Divisional to Application Number :NA
Filing Date :NA

(71)**Name of Applicant :**
1)OPRO INTERNATIONAL LIMITED
Address of Applicant :1 The Willows Mark Road Hemel Hempstead Hertfordshire HP2 7BN U.K.
(72)**Name of Inventor :**
1)LOVAT Anthony

(57) Abstract :
The present invention relates to optimising the performance of a user at an activity by providing oral apparatuses which provide different separation distances between the user s upper and lower jaw and enable a user to select the apparatus which gives the optimal performance.

No. of Pages : 23 No. of Claims : 15

(12) PATENT APPLICATION PUBLICATION
(21) Application No.3199/CHENP/2014 A
(19) INDIA
(22) Date of filing of Application :28/04/2014
(43) Publication Date : 03/07/2015

(54) Title of the invention : DISTRIBUTION SYSTEM VOLTAGE CONTROL SYSTEM DISTRIBUTION SYSTEM VOLTAGE CONTROL METHOD AND CENTRAL VOLTAGE CONTROL DEVICE

(51) International classification :H02J3/00,H02J13/00
(31) Priority Document No :NA
(32) Priority Date :NA
(33) Name of priority country :NA
(86) International Application No :PCT/JP2011/075107
Filing Date :31/10/2011
(87) International Publication No :WO 2013/065114
(61) Patent of Addition to Application Number :NA
Filing Date :NA
(62) Divisional to Application Number :NA
Filing Date :NA

(71)**Name of Applicant :**
1)Mitsubishi Electric Corporation
Address of Applicant :7 3 Marunouchi 2 chome Chiyoda ku Tokyo 1008310 Japan
(72)**Name of Inventor :**
1)ITAYA Nobuhiko

(57) Abstract :
A central voltage control device (8) obtains the optimum voltage distribution within a certain period (within a central control cycle period) in the future and based on the relationship between the optimum voltage distribution and a proper voltage range determines upper and lower limit voltage values to be instructed to each local voltage control device by taking account of for each local voltage control device upper and lower limit voltage margin amounts at each point within the voltage control responsible area thereof. In contrast based on the upper and lower limit voltage values instructed from the central voltage control device (8) via a communication network (7) each local voltage control device adjusts the control amount of the control voltage of a voltage control device at a local control cycle shorter than the central control cycle period so that the control voltage of the voltage control device is maintained between the upper and lower limit voltage values.

No. of Pages : 50 No. of Claims : 10

(12) PATENT APPLICATION PUBLICATION
(21) Application No.3289/CHENP/2014 A
(19) INDIA
(22) Date of filing of Application :01/05/2014
(43) Publication Date : 03/07/2015

(54) Title of the invention : METHOD AND DEVICE FOR STORING YARN IN ORDER TO FEED THREAD WITHOUT CREATING TWISTING THEREOF

(51) International classification :B65H51/22,D04B15/48
(31) Priority Document No :MI2011A002369
(32) Priority Date :23/12/2011
(33) Name of priority country :Italy
(86) International Application No :PCT/IB2012/002731
Filing Date :12/12/2012
(87) International Publication No :WO 2013/093592
(61) Patent of Addition to Application Number :NA
Filing Date :NA
(62) Divisional to Application Number :NA
Filing Date :NA

(71)**Name of Applicant :**
1)BTSR INTERNATIONAL S.P.A.
Address of Applicant :Via Santa Rita snc I 21057 Olgiate Olona (Varese) Italy
(72)**Name of Inventor :**
1)BAREA Tiziano

(57) Abstract :
A method for supplying a thread (F) to a textile machine (100) without creating torsions thereof comprises picking up the thread (F) from a reel winding it on a rotary drum (5) driven by an electric motor (6) thereof and supplying such thread (F) to the textile machine preferably at constant tension and/or quantity. There is provided for measuring the amount of thread (F) leaving the rotary drum (5) and the amount of thread wound thereon and intervene on the rotation of such drum so that the amount of thread leaving the drum is equivalent to the one that is loaded thereon so as to avoid the creation of torsion on the thread. The device for implementing such method is also claimed herein.

No. of Pages : 15 No. of Claims : 10

(12) PATENT APPLICATION PUBLICATION
(21) Application No.3192/CHENP/2014 A
(19) INDIA
(22) Date of filing of Application :28/04/2014
(43) Publication Date : 03/07/2015

(54) Title of the invention : SENSOR HOUSING CONTAINER FOR PNEUMATIC FENDER AND PNEUMATIC FENDER

(51) International classification :G01L17/00,B63B59/02,E02B3/26
(31) Priority Document No :2011216049
(32) Priority Date :30/09/2011
(33) Name of priority country :Japan
(86) International Application No :PCT/JP2012/066150
Filing Date :25/06/2012
(87) International Publication No :WO 2013/046832
(61) Patent of Addition to Application Number :NA
Filing Date :NA
(62) Divisional to Application Number :NA
Filing Date :NA

(71)**Name of Applicant :**
1)THE YOKOHAMA RUBBER CO. LTD.
Address of Applicant :36 11 Shimbashi 5 chome Minato ku Tokyo 1058685 Japan
(72)**Name of Inventor :**
1)YAMADA Shu

(57) Abstract :
Provided are: a sensor housing container for a pneumatic fender the sensor housing container facilitates both work of installing a sensor into a fender bag section and work of replacing the sensor; and a pneumatic fender. A container body (8) which is held at a predetermined protrusion position is mounted to a through hole (4a) which penetrates through an opening fitting (4) so that the container body (8) can move and protrude to the outside of a fender bag section (2). A sensor housing container for a pneumatic fender is provided with: a lid section (11) for closing the through hole (4a); a first seal member (12) for sealing the gap between the container body (8) and the through hole (4a); a communication hole (9) for connecting the inside and outside of the container body (8) when the container body (8) is installed within the fender bag section (2); and a second seal material (13) for when the container body (8) is held at the predetermined protrusion position shutting off the connection between the inside and outside of the fender bag section (2) through the communication hole (9). The through hole (4a) is closed by the lid section (11) after the sensor (14) is housed within the container body (8) and as a result the sensor (14) is installed within the fender bag section (2) with the sensor (14) housed within the sensor housing container (7).

No. of Pages : 19 No. of Claims : 5

(12) PATENT APPLICATION PUBLICATION
(19) INDIA
(22) Date of filing of Application :30/04/2014
(21) Application No.3278/CHENP/2014 A
(43) Publication Date : 03/07/2015

(54) Title of the invention : METHOD FOR THE MECHANICAL AND/OR OPTICAL FUNCTIONALISATION OF A TRANSPARENT TIMEPIECE COMPONENT

(51) International classification :B29C45/16,G04B39/00,G04B45/00
(31) Priority Document No :11183804.1
(32) Priority Date :04/10/2011
(33) Name of priority country :EPO
(86) International Application No :PCT/EP2012/069471
Filing Date :02/10/2012
(87) International Publication No :WO 2013/050372
(61) Patent of Addition to Application Number :NA
Filing Date :NA
(62) Divisional to Application Number :NA
Filing Date :NA

(71)**Name of Applicant :**
1)ETA SA MANUFACTURE HORLOGERE SUISSE
Address of Applicant :Schild Rust Strasse 17 CH 2540 Grenchen Switzerland
(72)**Name of Inventor :**
1)POFFET Christian
2)GAECHTER Philipp

(57) Abstract :
The invention relates to a method for the production and mechanical and/or optical functionalisation of a transparent timepiece component (1) in which: a polymethyl methacrylate body (16) is formed comprising a lower surface (3) and an intermediate surface (7) that is mechanically and/or optically functionlalised; the body is covered with a layer that is formed by injecting a second polymerisable transparent material (6) into a cavity (14) between a mould (9) and the body (16) or an intermediate body (6A) defined by a complementary intermediate surface (7A) of a contact surface (10) of a previous mould (9) the latter mould (9) being the negative of the upper surface (2) of the component (1); the second material (6) is polymerised; and the component (1) is detached from the flexible mould (9) by deforming the latter.

No. of Pages : 25 No. of Claims : 20

(12) PATENT APPLICATION PUBLICATION
(21) Application No.3279/CHENP/2014 A
(19) INDIA
(22) Date of filing of Application :30/04/2014
(43) Publication Date : 03/07/2015

(54) Title of the invention : CARBON FIBER REINFORCED THERMOPLASTIC RESIN COMPOSITION MOLDING MATERIAL PREPREG AND METHODS FOR PRODUCING SAME

(51) International classification :C08J5/06,C08J5/24,C08K9/04
(31) Priority Document No :2011219847
(32) Priority Date :04/10/2011
(33) Name of priority country :Japan
(86) International Application No :PCT/JP2012/074215
Filing Date :21/09/2012
(87) International Publication No :WO 2013/051404
(61) Patent of Addition to Application Number :NA
Filing Date :NA
(62) Divisional to Application Number :NA
Filing Date :NA

(71)**Name of Applicant :**
1)TORAY INDUSTRIES INC.
Address of Applicant :1 1 Nihonbashi Muromachi 2 chome Chuo ku Tokyo 1038666 Japan
(72)**Name of Inventor :**
1)NAKAYAMA Yoshifumi
2)KAMAE Toshiya
3)KOBAYASHI Daigo
4)ENDO Makoto

(57) Abstract :
Provided are a carbon fiber reinforced thermoplastic resin composition a molding material a prepreg and methods for producing same which offer excellent interfacial adhesion between carbon fiber and thermoplastic resin and offer excellent mechanical properties. The carbon fiber reinforced thermoplastic resin composition comprising the following components (A) and (B) carbon fiber and a thermoplastic resin. Component (A): (A1) a bifunctional or higher epoxy compound and/or (A2) an epoxy compound which has a monofunctional or higher epoxy group and has one or more functional group(s) selected from among a hydroxyl group an amide group an imide group a urethane group a urea group a sulfonyl group and a sulfo group. Component (B): 0.1 to 25 mass parts of at least one type of reaction accelerant selected from the group consisting of (B1) a specific tertiary amine compound (salt) [a] (B2) a specific quaternary ammonium salt [b] and (B3) a phosphine compound and/or quaternary ammonium salt [c] with respect to 100 mass parts of the component (A).

No. of Pages : 351 No. of Claims : 30

(12) PATENT APPLICATION PUBLICATION
(19) INDIA
(22) Date of filing of Application :23/04/2014
(21) Application No.3049/CHENP/2014 A
(43) Publication Date : 03/07/2015

(54) Title of the invention : METHODS AND APPARATUS FOR IMPROVING NETWORK LOADING

(51) International classification :H04W36/06
(31) Priority Document No :61/559520
(32) Priority Date :14/11/2011
(33) Name of priority country :U.S.A.
(86) International Application No :PCT/US2012/062533
Filing Date :30/10/2012
(87) International Publication No :WO 2013/074282
(61) Patent of Addition to Application Number :NA
Filing Date :NA
(62) Divisional to Application Number :NA
Filing Date :NA

(71)**Name of Applicant :**
1)QUALCOMM INCORPORATED
Address of Applicant :ATTN: International IP Administration 5775 Morehouse Drive San Diego California 92121 1714 U.S.A.
(72)**Name of Inventor :**
1)LUO Tao
2)WEI Yongbin
3)PRAKASH Rajat
4)XU Hao

(57) Abstract :
Certain aspects of the present disclosure provide methods apparatus and computer program products for improving network loading (e.g. by enabling inter frequency handover and/or traffic offloading between neighboring base stations). In aspects the proposed methods may include transmitting a beacon signal on a frequency (e.g. carrier frequency) other than the frequency currently used by a base station. The base station may select a cell identity (ID) and transmit one or more beacon signals on the frequency using the selected cell ID. The beacon signal may be used to decide whether or not to perform an inter frequency handover.

No. of Pages : 42 No. of Claims : 52

(12) PATENT APPLICATION PUBLICATION
(19) INDIA
(22) Date of filing of Application :25/04/2014
(21) Application No.3129/CHENP/2014 A
(43) Publication Date : 03/07/2015

(54) Title of the invention : AMINE/EPOXY CURING OF BENZOXAZINES

(51) International classification :C08L63/00,C08L79/02,C08L79/04
(31) Priority Document No :61/552494
(32) Priority Date :28/10/2011
(33) Name of priority country :U.S.A.
(86) International Application No :PCT/US2012/061865
Filing Date :25/10/2012
(87) International Publication No :WO 2013/063236
(61) Patent of Addition to Application Number :NA
Filing Date :NA
(62) Divisional to Application Number :NA
Filing Date :NA

(71)**Name of Applicant :**
1)3M INNOVATIVE PROPERTIES COMPANY
Address of Applicant :3M Center Post Office Box 33427 Saint Paul Minnesota 55133 3427 U.S.A.
(72)**Name of Inventor :**
1)GORODISHER Ilya
2)SALNIKOV Dmitriy
3)CARUSO Mary M.

(57) Abstract :
Novel oligomers and polymers derived from the reaction of benzoxazine compounds with a mixture of epoxy compounds and amine compounds are disclosed. The compositions are useful in coating sealants adhesive and many other applications.

No. of Pages : 45 No. of Claims : 19

(12) PATENT APPLICATION PUBLICATION
(21) Application No.313/CHENP/2013 A
(19) INDIA
(22) Date of filing of Application :15/01/2013
(43) Publication Date : 03/07/2015

(54) Title of the invention : METHODS AND APPARATUS TO ALLOCATE RESOURCES AND DETECT ALLOCATED RESOURCES IN WIRELESS COMMUNICATIONS

(51) International classification :H04W72/04
(31) Priority Document No :12/841859
(32) Priority Date :22/07/2010
(33) Name of priority country :U.S.A.
(86) International Application No :PCT/IB2011/052884
Filing Date :30/06/2011
(87) International Publication No :WO 2012/010999
(61) Patent of Addition to Application Number :NA
Filing Date :NA
(62) Divisional to Application Number :NA
Filing Date :NA

(71)**Name of Applicant :**
1)RESEARCH IN MOTION LIMITED
Address of Applicant :295 Phillip Street Waterloo Ontario N2L 3W8 Canada
(72)**Name of Inventor :**
1)HOLE David Philip
2)SNOW Christopher Harris
3)ABDEL SAMAD Ayman Ahmed
4)ARORA Dinesh Kumar
5)ALMALKI Nazih

(57) Abstract :
Example methods and apparatus to allocate resources and detect allocated resources in wireless communications are disclosed. A disclosed example method involves receiving a first radio block in a first radio block period and detecting an uplink allocation indicator contained in the first radio block. The uplink allocation indicator does not allocate any uplink radio block in a second radio block period following immediately after the first radio block period. The example method also involves transmitting a second radio block based on the uplink allocation indicator during a third radio block period separated from the first radio block period by at least one radio block period.

No. of Pages : 75 No. of Claims : 19

(12) PATENT APPLICATION PUBLICATION
(21) Application No.3210/CHENP/2014 A
(19) INDIA
(22) Date of filing of Application :29/04/2014
(43) Publication Date : 03/07/2015

(54) Title of the invention : PLANTS HAVING ENHANCED YIELD RELATED TRAITS AND A METHOD FOR MAKING THE SAME

(51) International classification :C12N15/29,C12N15/82,A01H5/00
(31) Priority Document No :61/559202
(32) Priority Date :14/11/2011
(33) Name of priority country :U.S.A.
(86) International Application No :PCT/IB2012/056346
Filing Date :12/11/2012
(87) International Publication No :WO 2013/072832
(61) Patent of Addition to Application Number :NA
Filing Date :NA
(62) Divisional to Application Number :NA
Filing Date :NA

(71)**Name of Applicant :**
1)BASF PLANT SCIENCE COMPANY GMBH
Address of Applicant :67056 Ludwigshafen Germany
(72)**Name of Inventor :**
1)Van Camp Wim
2)Vandenabeele Steven
3)Louwers Marieke
4)Martin Jerome

(57) Abstract :
A method for enhancing yield related traits in plants by modulating expression in a plant of a nucleic acid encoding a GRP (Growth Related Protein) polypeptide is provided. Plants having modulated expression of a nucleic acid encoding a GRP polypeptide which plants have enhanced yield related traits relative to control plants and constructs comprising the GRP encoding nucleic acid useful in performing the methods for enhancing yield related traits in plants are also provided.

No. of Pages : 106 No. of Claims : 24

(12) PATENT APPLICATION PUBLICATION
(19) INDIA
(22) Date of filing of Application :01/05/2014
(21) Application No.3292/CHENP/2014 A
(43) Publication Date : 03/07/2015

(54) Title of the invention : ELECTRONIC SAFETY DEVICE FOR A PROTECTION BARRIER

(51) International classification :H03K17/00
(31) Priority Document No :VI2011A000342
(32) Priority Date :29/12/2011
(33) Name of priority country :Italy
(86) International Application No :PCT/IB2012/057788
Filing Date :28/12/2012
(87) International Publication No :WO 2013/098788
(61) Patent of Addition to Application Number :NA
Filing Date :NA
(62) Divisional to Application Number :NA
Filing Date :NA

(71)**Name of Applicant :**
1)PIZZATO ELETTRICA S.R.L.
Address of Applicant :Via Torino 1 I MAROSTICA (VI) 36063 Italy
(72)**Name of Inventor :**
1)PIZZATO Giuseppe

(57) Abstract :
An electronic safety device for a protection barrier comprising a transponder (2) having an identification code (l) a transceiver device (3) for receiving a return signal (S) from the transponder (2) the transponder (2) being movable with respect to the transceiver (3) and adapted to be placed at an current distance (d) an electric circuit (S S) which is switched when the distance (d) is lower or higher than a reference distance (d) and control and switching means (4) having a master electronic circuit (5) connected to the transceiver (3) to process the return signal (S) and generate a first output signal (S) for switching the electronic circuit (S S). The transceiver device (3) is adapted to process the return signal (S) to generate a control signal (S) with an electric parameter (P) variable in function of the distance (d) the control signal (S) is a periodic signal with a frequency (f) and has a first spectrum with a middle interval (F) centered on the frequency (f) when the current distance (d) is lower or equal to the reference distance (d) and a second spectrum with lateral intervals (F F) shifted with respect the middle interval (F) when the distance (d) is higher than the reference distance (d) the parameter (P) is associated to a frequency value that comprises either into the middle interval (F) or into one of the lateral intervals (F F).

No. of Pages : 22 No. of Claims : 13

(12) PATENT APPLICATION PUBLICATION
(19) INDIA
(22) Date of filing of Application :28/04/2014
(21) Application No.3194/CHENP/2014 A
(43) Publication Date : 03/07/2015

(54) Title of the invention : LEAD WIRE CONNECTION STRUCTURE OF ROTATING ELECTRIC MACHINE

(51) International classification :H02K3/28,H02K19/36
(31) Priority Document No :NA
(32) Priority Date :NA
(33) Name of priority country :NA
(86) International Application No :PCT/JP2011/073381
Filing Date :12/10/2011
(87) International Publication No :WO 2013/054401
(61) Patent of Addition to Application Number :NA
Filing Date :NA
(62) Divisional to Application Number :NA
Filing Date :NA

(71)**Name of Applicant :**
1)Mitsubishi Electric Corporation
Address of Applicant :7 3 Marunouchi 2 chome Chiyoda ku Tokyo 1008310 Japan
(72)**Name of Inventor :**
1)IMAZAWA Yoshiro
2)TANAKA Kazunori
3)SASAHARA Ryoichi

(57) Abstract :
This lead wire connection structure is equipped with a rectifier that is provided either on the outer side or on the inner side of a bracket in the axial direction in order to rectify an alternating current voltage generated by a stator into a direct current voltage and is characterized in that when the number of conductors at a connecting part said connecting part connecting a stator winding extraction part to the rectifier is N (N is an integer equal to or greater than 2) per one location N 1 or less conductors are connected at the connecting part per one location and the remaining conductors are welded to said N 1 or less conductors at a position closer to the stator winding than to the respective connecting part.

No. of Pages : 22 No. of Claims : 6

(12) PATENT APPLICATION PUBLICATION
(21) Application No.3195/CHENP/2014 A
(19) INDIA
(22) Date of filing of Application :28/04/2014
(43) Publication Date : 03/07/2015

(54) Title of the invention : SMALL DATA TECHNIQUES AND CONFIGURATIONS IN A WIRELESS COMMUNICATION NETWORK

(51) International classification :H04W92/02,H04W8/02
(31) Priority Document No :61/556109
(32) Priority Date :04/11/2011
(33) Name of priority country :U.S.A.
(86) International Application No :PCT/US2012/031042
Filing Date :28/03/2012
(87) International Publication No :WO 2013/066388
(61) Patent of Addition to Application Number :NA
Filing Date :NA
(62) Divisional to Application Number :NA
Filing Date :NA

(71)**Name of Applicant :**
1)INTEL CORPORATION
Address of Applicant :2200 Mission College Boulevard Santa Clara California 95052 U.S.A.
(72)**Name of Inventor :**
1)JAIN Puneet K.
2)KEDALAGUDDE Meghashree Dattatri
3)VENKATACHALAM Muthaiah

(57) Abstract :
Embodiments of the present disclosure describe techniques and configurations for triggering transmission of data payloads in a wireless communication network. An apparatus may include one or more computer readable media having instructions and one or more processors coupled with the one or more computer readable media and configured to execute the instructions to implement an interworking function (IWF) to receive from a Machine Type Communication (MTC) server a trigger request to trigger sending of a data payload over a wireless communication network the data payload being smaller than a preconfigured threshold and send in response to the trigger request over a reference point to a module including a Mobility Management Entity (MME) or a Serving GPRS (General Packet Radio Service) Support Node (SGSN) a trigger notification to trigger sending of the data payload over the wireless communication network.

No. of Pages : 44 No. of Claims : 30

(12) PATENT APPLICATION PUBLICATION
(19) INDIA
(22) Date of filing of Application :30/04/2014
(21) Application No.3280/CHENP/2014 A
(43) Publication Date : 03/07/2015

(54) Title of the invention : METHOD FOR RECYCLING PLATE MAKING PROCESSING WASTE SOLUTION

(51) International classification :G03F7/32,C02F1/04,G03F7/00
(31) Priority Document No :2011242463
(32) Priority Date :04/11/2011
(33) Name of priority country :Japan
(86) International Application No :PCT/JP2012/078539
Filing Date :02/11/2012
(87) International Publication No :WO 2013/065853
(61) Patent of Addition to Application Number :NA
Filing Date :NA
(62) Divisional to Application Number :NA
Filing Date :NA

(71)**Name of Applicant :**
1)FUJIFILM CORPORATION
Address of Applicant :26 30 Nishiazabu 2 chome Minato ku Tokyo 1068620 Japan
(72)**Name of Inventor :**
1)KOBAYASHI Fumikazu
2)WATANABE Toshihiro

(57) Abstract :
A method for recycling a plate making processing waste solution which involves: carrying out a plate making processing which comprises developing a light exposed original plate for a lithographic printing plate in an automatic developing device using a developer replenisher wherein the developer replenisher contains 1 to 10 mass% of an anionic surfactant having a naphthalene skeleton and/or a nonionic surfactant having a naphthalene skeleton contains an organic solvent having a boiling point ranging from of 100 to 300°C at a content of 2 mass% or less and has a pH value of 10 to 13; and concentrating a plate making processing waste solution which is generated in the plate making processing by evaporation to a concentration ratio ranging from 1/2 to 1/10 by volume (= (the plate making processing waste solution after the concentration)/(the plate making processing waste solution before the concentration)) to separate water vapor and using regenerated water which is generated by the separation as dilution water or rinsing water for use in the preparation of the developer replenisher.

No. of Pages : 69 No. of Claims : 9

(12) PATENT APPLICATION PUBLICATION
(21) Application No.3281/CHENP/2014 A
(19) INDIA
(22) Date of filing of Application :30/04/2014
(43) Publication Date : 03/07/2015

(54) Title of the invention : METHOD AND DEVICE FOR DISPENSING A MATERIAL THAT CAN BE FLUIDIZED AND INSTALLATION INCLUDING SAID DEVICE

(51) International classification :B65G53/66
(31) Priority Document No :11/03012
(32) Priority Date :04/10/2011
(33) Name of priority country :France
(86) International Application No :PCT/IB2012/002600
Filing Date :01/10/2012
(87) International Publication No :WO 2013/050879
(61) Patent of Addition to Application Number :NA
Filing Date :NA
(62) Divisional to Application Number :NA
Filing Date :NA

(71)**Name of Applicant :**
1)RIO TINTO ALCAN INTERNATIONAL LIMITED
Address of Applicant :1188 Sherbrooke Street West Montral Qubec H3A 3G2 Canada
(72)**Name of Inventor :**
1)TAMAGNO Patrick
2)CLOUE Christian

(57) Abstract :
The invention relates to a method for dispersing a pulverulent material using a main conveyor (3) between a feed zone (1) and a plurality of receiver units (R1 R2 R3 R4 R5) arranged along said main conveyor said method comprising: (a) the filling of the conveyor as far as a downstream receiver unit (b) the isolating of the feed zone and (c) the conveying of the pulverulent material through at least part of the main conveyor to at least one receiver unit. The invention also relates to a device for implementing the dispensing method and to an installation for producing aluminium by fused salt electrolysis comprising said device for feeding a series of container hoppers of said installation.

No. of Pages : 25 No. of Claims : 23

(12) PATENT APPLICATION PUBLICATION
(21) Application No.3219/CHENP/2014 A
(19) INDIA
(22) Date of filing of Application :29/04/2014
(43) Publication Date : 03/07/2015

(54) Title of the invention : WEB PAGE CONTENT DISPLAYING METHOD AND DEVICE BROWSER AND MOBILE TERMINAL

(51) International classification :G06F17/30
(31) Priority Document No :201210048961.0
(32) Priority Date :28/02/2012
(33) Name of priority country :China
(86) International Application No :PCT/CN2012/087522
Filing Date :26/12/2012
(87) International Publication No :WO 2013/127239
(61) Patent of Addition to Application Number :NA
Filing Date :NA
(62) Divisional to Application Number :NA
Filing Date :NA

(71)**Name of Applicant :**
1)UC MOBILE LIMITED
Address of Applicant :16th Floor Viva Building No. 18 No. 29 Yard Suzhou Street Haidian District Beijing 100080 China
(72)**Name of Inventor :**
1)LIANG Jie

(57) Abstract :
Disclosed are a web page content displaying method and device a browser and a mobile terminal. The method comprises: after an input zooming command is received obtaining a zooming center point corresponding to the zooming command; executing the zooming command and obtaining a piece of first coordinate information of the zoomed zooming center point relative to a web page; using the zoomed zooming center point as the center point of a display window and with reference to the obtained first coordinate information obtaining a piece of second coordinate information of the zoomed display window relative to the web page; according to the second coordinate information of the display window displaying the content in the display window of the zoomed web page. Through the present invention after the web page is zoomed the region browsed by a user before the web page is zoomed is displayed in the visible region of a browser so that the user does not need to move the web page thereby improving user experience.

No. of Pages : 33 No. of Claims : 12

(12) PATENT APPLICATION PUBLICATION
(19) INDIA
(22) Date of filing of Application :29/04/2014
(21) Application No.3220/CHENP/2014 A
(43) Publication Date : 03/07/2015

(54) Title of the invention : PETROL INJECTION CONTROL AND STRATEGIES

(51) International classification :F02M35/108,F02M69/04,F02D17/02
(31) Priority Document No :61/540859
(32) Priority Date :29/09/2011
(33) Name of priority country :U.S.A.
(86) International Application No :PCT/IB2012/054254
Filing Date :23/08/2012
(87) International Publication No :WO 2013/046073
(61) Patent of Addition to Application Number :NA
Filing Date :NA
(62) Divisional to Application Number :NA
Filing Date :NA

(71)**Name of Applicant :**
1)BELTRAN CORONA Jos Mara
Address of Applicant :Atenas 307 Valle Dorado Edo. de Mxico Tlalnepantla 54020 Mexico
(72)**Name of Inventor :**
1)BELTRAN CORONA Jos Mara

(57) Abstract :
The invention relates to a novel system for strategies control and supply of air/petrol for internal combustion engines mainly for new or used petrol injection engines. The invention also relates to strategies for supplying a suitable volume of homogeneous air/petrol mixture. The petrol is in contact with enough air over a period of time required for the improved physical combination thereof prior to ignition with the spark of the spark plug in a quantity such that the combustion pull can reach the whole of the mixture used. The invention provides strategies for preventing the problem known as wet wall. The invention corrects the main problem of low yield and performance of petrol engines and high C02 HC CO and NOx emissions caused by the slow and deficient combustion of the air/petrol mixture in current technologies. Said system consists of a novel admission manifold novel injectors injector nozzles and novel algorithms and strategies in the MCU or ECU control program.

No. of Pages : 56 No. of Claims : 66

(12) PATENT APPLICATION PUBLICATION
(19) INDIA
(22) Date of filing of Application :01/05/2014
(21) Application No.3303/CHENP/2014 A
(43) Publication Date : 03/07/2015

(54) Title of the invention : OXIDATION CATALYST FOR INTERNAL COMBUSTION ENGINE EXHAUST GAS TREATMENT

(51) International classification :B01J23/42,B01J23/44,B01J29/068
(31) Priority Document No :2011221896
(32) Priority Date :06/10/2011
(33) Name of priority country :Japan
(86) International Application No :PCT/GB2012/052482
Filing Date :05/10/2012
(87) International Publication No :WO 2013/050784
(61) Patent of Addition to Application Number :NA
Filing Date :NA
(62) Divisional to Application Number :NA
Filing Date :NA

(71)**Name of Applicant :**
1)JOHNSON MATTHEY PUBLIC LIMITED COMPANY
Address of Applicant :5th floor 25 Farringdon Street London GB EC4A 4AB U.K.
2)JOHNSON MATTHEY JAPAN GODO KAISHA
(72)**Name of Inventor :**
1)BLAKEMAN Philip
2)BROWN Gavin Michael
3)CHATTERJEE Sougato
4)CHIFFEY Andrew Francis
5)GAST Jane
6)OYAMADA Hanako
7)PHILLIPS Paul Richard
8)RAJARAM Raj Rao
9)SUMIYA Satoshi
10)WANG Lifeng
11)WALKER Andrew

(57) Abstract :
The invention provides an exhaust gas cleaning oxidation catalyst and in particular to an oxidation catalyst for cleaning the exhaust gas discharged from internal combustion engines of compression ignition type (particularly diesel engines). The invention further relates to a catalysed substrate monolith comprising an oxidising catalyst on a substrate monolith for use in treating exhaust gas emitted from a lean burn internal combustion engine. In particular the invention relates to a catalysed substrate monolith comprising a first washcoat coating and a second washcoat coating wherein the second washcoat coating is disposed in a layer above the first washcoat coating.

No. of Pages : 58 No. of Claims : 36

(12) PATENT APPLICATION PUBLICATION
(19) INDIA
(22) Date of filing of Application :01/05/2014
(21) Application No.3304/CHENP/2014 A
(43) Publication Date : 03/07/2015

(54) Title of the invention : DEVICE FOR FEEDING YARN TO A TEXTILE MACHINE

(51) International classification :D04B15/48
(31) Priority Document No :MI2011A002267
(32) Priority Date :15/12/2011
(33) Name of priority country :Italy
(86) International Application No :PCT/IB2012/002712
Filing Date :12/12/2012
(87) International Publication No :WO 2013/088233
(61) Patent of Addition to Application Number :NA
Filing Date :NA
(62) Divisional to Application Number :NA
Filing Date :NA

(71)**Name of Applicant :**
1)BTSR INTERNATIONAL S.P.A.
Address of Applicant :Via Santa Rita snc I 21057 Olgiate Olona (Varese) Italy
(72)**Name of Inventor :**
1)BAREA Tiziano

(57) Abstract :
A device for feeding yarn to a textile machine comprising a main body (2) defining an entry portion (2a) and an exit portion (2b) for yarn (F); a rotatable drum (4) for winding said yarn (F) originating from said entry portion (2a) and a motor (5) connected to said drum (4) for rotating it; a control member active at least on said motor (5) to regulate its torque and velocity; said exit portion (2b) being selectively switchable between a first configuration in which it defines a free exit section (12) for the yarn (F) through which the exiting yarn (F) defines a closed path about a rotation axis (R) of the drum (4) and a second configuration in which it defines a limited exit section (12) through which the exiting yarn (F) defines an open path.

No. of Pages : 16 No. of Claims : 11

(12) PATENT APPLICATION PUBLICATION
(19) INDIA
(22) Date of filing of Application :25/04/2014
(21) Application No.3126/CHENP/2014 A
(43) Publication Date : 03/07/2015

(54) Title of the invention : ELECTRODE MATERIAL ELECTRODE AND SECONDARY BATTERY

(51) International classification :H01M4/66,H01M4/02,H01M4/13
(31) Priority Document No :2011236215
(32) Priority Date :27/10/2011
(33) Name of priority country :Japan
(86) International Application No :PCT/JP2012/077119
Filing Date :19/10/2012
(87) International Publication No :WO 2013/061889
(61) Patent of Addition to Application Number :NA
Filing Date :NA
(62) Divisional to Application Number :NA
Filing Date :NA

(71)**Name of Applicant :**
1)KABUSHIKI KAISHA KOBE SEIKO SHO(KOBE STEEL LTD.)
Address of Applicant :10 26 Wakinohama cho 2 chome Chuo ku Kobe shi Hyogo 6518585 Japan
(72)**Name of Inventor :**
1)KATSURA Sho
2)HOSOKAWA Mamoru
3)TAKADA Satoru
4)SUZUKI Jun
5)SATO Toshiki

(57) Abstract :
Provided is an electrode material for a secondary battery which has decreased contact resistance between the electrode material and the active material layer. A current collector (the electrode material) (1) is provided with a substrate (1a) including a metal foil and a conductive material (1b). The conductive material (1b) contains carbon black with a BET specific surface area of 300m/g or less and the amount of carbon black adhered per unit area of the surface of the substrate (1a) is 400mg/m or less.

No. of Pages : 27 No. of Claims : 4

(12) PATENT APPLICATION PUBLICATION
(21) Application No.3128/CHENP/2014 A
(19) INDIA
(22) Date of filing of Application :25/04/2014
(43) Publication Date : 03/07/2015

(54) Title of the invention : PACKAGING MACHINE AND METHOD FOR PRODUCING SEALED PACKAGES OF A FOOD PRODUCT FROM A WEB OF A PACKAGING MATERIAL

(51) International classification :B65B55/10
(31) Priority Document No :11183735.7
(32) Priority Date :03/10/2011
(33) Name of priority country :EPO
(86) International Application No :PCT/EP2012/066766
Filing Date :29/08/2012
(87) International Publication No :WO 2013/050203
(61) Patent of Addition to Application Number :NA
Filing Date :NA
(62) Divisional to Application Number :NA
Filing Date :NA

(71)**Name of Applicant :**
1)TETRA LAVAL HOLDINGS & FINANCE S.A.
Address of Applicant :70 Avenue Gnral Guisan CH 1009 Pully Switzerland
(72)**Name of Inventor :**
1)GHIRARDELLO Roberto
2)VERONI Danilo
3)MELOTTI Massimo
4)BERTACCHINI Cesare
5)VERONESI Alessandro
6)MAINI Simone
7)BELLEI Renzo

(57) Abstract :
There is described a packaging machine (1) for producing sealed packages (9) of pourable food products from a web (3) of packaging material comprising: an aseptic chamber (21) through which web (3) is fed and within which a sterilizing agent is applied onto web (3); a station (22) which is arranged downstream from said aseptic chamber (21) and in which a tube (10) formed by web (3) is in use fed; and sealing means (25) which separate chamber and station (22); packaging machine (1) also comprise conveying means (30) fluidically connected with station (22) and adapted to convey away residues of sterilizing agent from station (22).

No. of Pages : 27 No. of Claims : 15

(12) PATENT APPLICATION PUBLICATION
(19) INDIA
(22) Date of filing of Application :29/04/2014
(21) Application No.3214/CHENP/2014 A
(43) Publication Date : 03/07/2015

(54) Title of the invention : PHARMACEUTICAL COMPOSITIONS AND USES THEREOF

(51) International classification :A61K
(31) Priority Document No :61/549882
(32) Priority Date :21/10/2011
(33) Name of priority country :U.S.A.
(86) International Application No :PCT/US2012/061125
Filing Date :19/10/2012
(87) International Publication No :WO 2013/059664
(61) Patent of Addition to Application Number :NA
Filing Date :NA
(62) Divisional to Application Number :NA
Filing Date :NA

(71)**Name of Applicant :**
1)SEACHAID PHARMACEUTICALS INC.
Address of Applicant :801 Capitola Drive Suite 5 Durham NC 27713 U.S.A.
(72)**Name of Inventor :**
1)RADHAKRISHNAN Balasingam
2)VAIDYA Anuradha
3)MALKAR Navdeep Balkrishna
4)POLOWY Karen
5)JAMES Kenneth Duke Jr.

(57) Abstract :
The invention features pharmaceutical compositions including (i) a drug and (ii) a PEG fatty acid ester or PPG fatty acid ester in an amount sufficient to increase the oral bioavailability of the drug.

No. of Pages : 48 No. of Claims : 99

(12) PATENT APPLICATION PUBLICATION
(19) INDIA
(22) Date of filing of Application :29/04/2014
(21) Application No.3215/CHENP/2014 A
(43) Publication Date : 03/07/2015

(54) Title of the invention : PHOTO ALIGNMENT LAYERS WITH STRONG UV DICHROISM

(51) International classification :G02F1/1337
(31) Priority Document No :11183656.5
(32) Priority Date :03/10/2011
(33) Name of priority country :EPO
(86) International Application No :PCT/EP2012/004067
Filing Date :28/09/2012
(87) International Publication No :WO 2013/050120
(61) Patent of Addition to Application Number :NA
Filing Date :NA
(62) Divisional to Application Number :NA
Filing Date :NA

(71)**Name of Applicant :**
1)ROLIC AG
Address of Applicant :Chamerstrasse 50 CH 6300 Zug Switzerland
(72)**Name of Inventor :**
1)IBN ELHAJ Mohammed
2)VEENSTRA Eva
3)KOECHLIN Manuel

(57) Abstract :
The invention relates to photo alignment layers for planar alignment of liquid crystals. Photo alignment layers according to the invention exhibit a characteristic wavelength dependency of the dichroism in the uv wavelength range. The invention further relates to methods for providing such photo alignment layers as well as liquid crystal devices containing them.

No. of Pages : 21 No. of Claims : 13

(12) PATENT APPLICATION PUBLICATION
(21) Application No.3216/CHENP/2014 A
(19) INDIA
(22) Date of filing of Application :29/04/2014
(43) Publication Date : 03/07/2015

(54) Title of the invention : HNB OR HENB SECURITY ACCESS METHOD AND SYSTEM AND CORE NETWORK ELEMENT

(51) International classification :H04W12/06
(31) Priority Document No :201110337762.7
(32) Priority Date :31/10/2011
(33) Name of priority country :China
(86) International Application No :PCT/CN2012/082555
Filing Date :08/10/2012
(87) International Publication No :WO 2013/064002
(61) Patent of Addition to Application Number :NA
Filing Date :NA
(62) Divisional to Application Number :NA
Filing Date :NA

(71)**Name of Applicant :**
1)ZTE CORPORATION
Address of Applicant :ZTE Plaza Keji Road South Hi Tech Industrial Park Nanshan Shenzhen Guangdong 518057 China
(72)**Name of Inventor :**
1)ZONG Zaifeng
2)ZHOU Xiaoyun
3)ZHU Li

(57) Abstract :
Disclosed are a Home NodeB (NNB) or Home Evolved NodeB (HeNB) security access method and system and a core network element. The method comprises: a security gateway (SeGW) signing a digital signature on identity information of an HNB or HeNB and sending the digital signature to the HNB or HeNB; the HNB or HeNB sending to a core network element the identity information of the HNB or HeNB and the digital signature; and the core network element verifying the correctness of the identity information of the HNB or HeNB and the digital signature.

No. of Pages : 32 No. of Claims : 26

(12) PATENT APPLICATION PUBLICATION
(19) INDIA
(22) Date of filing of Application :01/05/2014
(21) Application No.3302/CHENP/2014 A
(43) Publication Date : 03/07/2015

(54) Title of the invention : TIRE SHAPE INSPECTION METHOD AND TIRE SHAPE INSPECTION DEVICE

(51) International classification :G01B11/30,B60C19/00
(31) Priority Document No :2011243270
(32) Priority Date :07/11/2011
(33) Name of priority country :Japan
(86) International Application No :PCT/JP2012/075484
Filing Date :02/10/2012
(87) International Publication No :WO 2013/069389
(61) Patent of Addition to Application Number :NA
Filing Date :NA
(62) Divisional to Application Number :NA
Filing Date :NA

(71)**Name of Applicant :**
1)KABUSHIKI KAISHA KOBE SEIKO SHO
Address of Applicant :10 26 Wakinohama cho 2 chome Chuo ku Kobe shi Hyogo 6518585 Japan
(72)**Name of Inventor :**
1)TAKAHASHI Eiji
2)TSUJI Toshiyuki
3)KANNAKA Masato

(57) Abstract :
An objective of the present invention is to subtract only the difference between bulge and dent mark heights and compute and acquire only the heights of bulges and dents even when bulges and dents are present so as to overlap in the bulge and dent marks. Provided is a tire shape inspection method for inspecting sidewall surface shape defects in inspected tires using an image of a sample tire having sidewall surfaces on which bulge and dent marks are formed. The method executes the following steps: first as a teaching operation step boundary lines of the bulge and dent marks are detected in a sample source image of a sample tire a mask image is generated which denotes the boundary lines regions are removed from the sample source image which correspond to the boundary lines which are denoted in the mask image and a height offset image is generated which represents the heights of the remaining regions with one or more offset values. Next as an inspection operation step the height offset image is subtracted from an inspection image of the inspected tire the boundary regions which the mask image represents are removed and on the basis of the obtained bulge/dent removal image shape defects of the sidewall surfaces of the inspected tire are inspected.

No. of Pages : 41 No. of Claims : 10

(12) PATENT APPLICATION PUBLICATION
(21) Application No.3154/CHENP/2014 A
(19) INDIA
(22) Date of filing of Application :25/04/2014
(43) Publication Date : 03/07/2015

(54) Title of the invention : MOBILE COMMUNICATION METHOD MOBILITY MANAGEMENT NODE PACKET EXCHANGE DEVICE AND MOBILE STATION

(51) International classification :H04W48/08
(31) Priority Document No :2011219212
(32) Priority Date :03/10/2011
(33) Name of priority country :Japan
(86) International Application No :PCT/JP2012/075400
Filing Date :01/10/2012
(87) International Publication No :WO 2013/051512
(61) Patent of Addition to Application Number :NA
Filing Date :NA
(62) Divisional to Application Number :NA
Filing Date :NA

(71)**Name of Applicant :**
1)NTT DOCOMO INC.
Address of Applicant :11 1 Nagatacho 2 chome Chiyoda ku Tokyo 1006150 Japan
(72)**Name of Inventor :**
1)TANAKA Itsuma
2)OKAGAWA Takatoshi
3)SAWADA Masahiro
4)SHIBAHARA Tomoki
5)SUZUKI Keisuke

(57) Abstract :
When a bearer is established between a large number of UE and a packet data network even if a malfunction occurs in a core network device congestion in the network can be avoided. A mobile communication method according to the present invention comprises a step for transmitting a PDN disconnection Request/detach Request including restriction time to UE when a bearer is established between the UE and a packet data network and if an MME disconnects the bearer due to a predetermined reason such as a malfunction in a S GW/P GW or the MME and a step in which the UE restricts the transmission to the packet data network during the restriction time.

No. of Pages : 34 No. of Claims : 5

(12) PATENT APPLICATION PUBLICATION
(21) Application No.3233/CHENP/2014 A
(19) INDIA
(22) Date of filing of Application :29/04/2014
(43) Publication Date : 03/07/2015

(54) Title of the invention : ADAPTER FOR MOUNTING OVERVOLTAGE PROTECTION DEVICES DESIGNED AS PLUG IN MODULES ON A CIRCUIT BOARD

(51) International classification :H01T4/04,H01T4/06
(31) Priority Document No :102011118908.8
(32) Priority Date :18/11/2011
(33) Name of priority country :Germany
(86) International Application No :PCT/EP2012/071829
Filing Date :05/11/2012
(87) International Publication No :WO 2013/072208
(61) Patent of Addition to Application Number :NA
Filing Date :NA
(62) Divisional to Application Number :NA
Filing Date :NA

(71)**Name of Applicant :**
1)DEHN + S–HNE GMBH + CO. KG
Address of Applicant :Hans Dehn Str. 1 92318 Neumarkt Germany
(72)**Name of Inventor :**
1)HIRSCHMANN Helmut
2)Z„UNER Edmund
3)WITTMANN Georg
4)LEIBIG Bernd

(57) Abstract :
The invention relates to an adapter for mounting overvoltage protection devices designed as plug in modules (3) on a circuit board in a terminal device wherein the adapter comprises a socket (1) with means for electrically connecting the convertible plug in module (3) received in the respective socket (1) to the application circuit of the terminal device and has at least one chamber (2) open at the top and delimited by side walls (20; 21). At least one assembly and adjustment extension (4) having a cross sectional shape that is substantially complementary to an opening in the circuit board of the terminal device extends from the underside (23) of the chamber. Electrical connection parts (6) inside the chamber area that can be occupied by the plug in module (3) allowing a direct electrical connection to the circuit board are additionally led through the underside (23) wherein the electrical connection parts (6) form an assembly with internal contacts (5) for the respective plug in module (3).

No. of Pages : 16 No. of Claims : 12

(12) PATENT APPLICATION PUBLICATION
(21) Application No.3320/CHENP/2014 A
(19) INDIA
(22) Date of filing of Application :01/05/2014
(43) Publication Date : 03/07/2015

(54) Title of the invention : SIGNALING OF STATE INFORMATION FOR A DECODED PICTURE BUFFER AND REFERENCE PICTURE LISTS

(51) International classification :H04N7/24
(31) Priority Document No :61/556813
(32) Priority Date :07/11/2011
(33) Name of priority country :U.S.A.
(86) International Application No :PCT/US2012/063748
Filing Date :06/11/2012
(87) International Publication No :WO 2013/070630
(61) Patent of Addition to Application Number :NA
Filing Date :NA
(62) Divisional to Application Number :NA
Filing Date :NA

(71)**Name of Applicant :**
1)MICROSOFT CORPORATION
Address of Applicant :One Microsoft Way Redmond Washington 98052 6399 U.S.A.
(72)**Name of Inventor :**
1)SULLIVAN Gary J.
2)WU Yongjun

(57) Abstract :
Innovations for signaling state of a decoded picture buffer (DPB) and reference picture lists (RPLs). In example implementations rather than rely on internal state of a decoder to manage and update DPB and RPLs state information about the DPB and RPLs is explicitly signaled. This permits a decoder to determine which pictures are expected to be available for reference from the signaled state information. For example an encoder determines state information that identifies which pictures are available for use as reference pictures (optionally considering feedback information from a decoder about which pictures are available). The encoder sets syntax elements that represent the state information. In doing so the encoder sets identifying information for a long term reference picture (LTRP) where the identifying information is a value of picture order count least significant bits for the LTRB. The encoder then outputs the syntax elements as part of a bitstream.

No. of Pages : 42 No. of Claims : 10

(12) PATENT APPLICATION PUBLICATION
(19) INDIA
(22) Date of filing of Application :01/05/2014
(21) Application No.3321/CHENP/2014 A
(43) Publication Date : 03/07/2015

(54) Title of the invention : AUDIO PATTERN MATCHING FOR DEVICE ACTIVATION

(51) International classification :G10L15/02,G06F3/16,G10L21/02
(31) Priority Document No :13/299218
(32) Priority Date :17/11/2011
(33) Name of priority country :U.S.A.
(86) International Application No :PCT/US2012/064898
Filing Date :14/11/2012
(87) International Publication No :WO 2013/074552
(61) Patent of Addition to Application Number :NA
Filing Date :NA
(62) Divisional to Application Number :NA
Filing Date :NA

(71)**Name of Applicant :**
1)MICROSOFT CORPORATION
Address of Applicant :One Microsoft Way Redmond Washington 98052 6399 U.S.A.
(72)**Name of Inventor :**
1)MURTHI Raghu
2)GIAIMO III Edward C.

(57) Abstract :
A system and method are disclosed for activating an electric device from a standby power mode to a full power mode. The system may include one or more microphones for monitoring audio signals in the vicinity of the electric device and a standby power activation unit including a low power microprocessor and a non volatile memory. Audio captured by the one or more microphones is digitized and compared by the microprocessor against predefined activation pattern(s) stored in the non volatile memory. If a pattern match is detected between the digital audio pattern and a predefined activation pattern the electric device is activated.

No. of Pages : 37 No. of Claims : 10

(12) PATENT APPLICATION PUBLICATION
(19) INDIA
(22) Date of filing of Application :29/04/2014
(21) Application No.3226/CHENP/2014 A
(43) Publication Date : 03/07/2015

(54) Title of the invention : ANTENNA RADIATING ELEMENT

(51) International classification :H01Q1/24,H01Q19/10,H01Q21/24
(31) Priority Document No :13/287598
(32) Priority Date :02/11/2011
(33) Name of priority country :U.S.A.
(86) International Application No :PCT/US2012/061784
Filing Date :25/10/2012
(87) International Publication No :WO 2013/066697
(61) Patent of Addition to Application Number :NA
Filing Date :NA
(62) Divisional to Application Number :NA
Filing Date :NA

(71)**Name of Applicant :**
1)ALCATEL LUCENT
Address of Applicant :3 avenue Octave Grard F 75007 Paris France
(72)**Name of Inventor :**
1)KATIPALLY Raja
2)STANEK Andrzej
3)POWELL Chuck

(57) Abstract :
The antenna radiating element includes an antenna configured to transmit a signal having one or more measurable characteristics and a shroud surrounding the antenna and configured to change the one or more measurable characteristics.

No. of Pages : 28 No. of Claims : 10

(12) PATENT APPLICATION PUBLICATION
(19) INDIA
(22) Date of filing of Application :01/05/2014
(21) Application No.3314/CHENP/2014 A
(43) Publication Date : 03/07/2015

(54) Title of the invention : HERBICIDALLY ACTIVE OXIME ETHER SUBSTITUTED BENZOYLAMIDES

(51) International classification :C07D249/14,C07D257/04,C07D271/08
(31) Priority Document No :11187666.0
(32) Priority Date :03/11/2011
(33) Name of priority country :EPO
(86) International Application No :PCT/EP2012/071384
Filing Date :29/10/2012
(87) International Publication No :WO 2013/064459
(61) Patent of Addition to Application Number :NA
Filing Date :NA
(62) Divisional to Application Number :NA
Filing Date :NA

(71)**Name of Applicant :**
1)BAYER INTELLECTUAL PROPERTY GMBH
Address of Applicant :Alfred Nobel Str. 10 40789 Monheim Germany
(72)**Name of Inventor :**
1)VAN ALMSICK Andreas
2)AHRENS Hartmut
3)DIETRICH Hansjrg
4)H„USER HAHN Isolde
5)HEINEMANN Ines
6)GATZWEILER Elmar
7)ROSINGER Christopher

(57) Abstract :
The invention relates to oxime ether substituted benzoylamides of general formula (I) as herbicides. In said formula (I) R X and Y stand for groups such as hydrogen organic groups such as alkyl and other groups such as halogen. Q stands for a tetrazolyl triazolyl or oxadiazolyl group.

No. of Pages : 83 No. of Claims : 3

(12) PATENT APPLICATION PUBLICATION
(21) Application No.3315/CHENP/2014 A
(19) INDIA
(22) Date of filing of Application :01/05/2014
(43) Publication Date : 03/07/2015

(54) Title of the invention : EMULSION POLYMERIZATION METHOD USING REACTIVE EMULSIFYING AGENT AQUEOUS POLYMER DISPERSION OBTAINED BY SAME AND POLYMER FILM

(51) International classification :C08F2/24,C08F212/08
(31) Priority Document No :2011223108
(32) Priority Date :07/10/2011
(33) Name of priority country :Japan
(86) International Application No :PCT/JP2012/005946
Filing Date :19/09/2012
(87) International Publication No :WO 2013/051205
(61) Patent of Addition to Application Number :NA
Filing Date :NA
(62) Divisional to Application Number :NA
Filing Date :NA

(71)**Name of Applicant :**
1)DAI ICHI KOGYO SEIYAKU CO. LTD.
Address of Applicant :55 Nishishichijo Higashikubo cho Shimogyo ku Kyoto shi Kyoto 6008873 Japan
(72)**Name of Inventor :**
1)OGASAWARA Asako
2)HASHIMOTO Masayuki

(57) Abstract :
Provided is an emulsion polymerization method wherein emulsion polymerization of a monomer is carried out using a reactive emulsifying agent in an aqueous medium in the presence of a polymerization initiator said emulsion polymerization method capable of solving problems such as improvement of copolymerization ratio of the reactive emulsifying agent with the monomer elimination of the foam trouble and further improvement of the water resistance of a coating film. Emulsion polymerization is carried out using: one or more kinds of polymerizable unsaturated monomers (X) which have at least one carbon carbon double bond in each molecule; one or more kinds of reactive emulsifying agents (Y) which have at least one polymerizable group in each molecule; and one or more kinds of polyfunctional monomers (Z1) which have two or more polymerizable unsaturated groups in each molecule while having a molecular weight of less than 150 per one functional group or one or more kinds of hydrophilic monomers (Z2) which have one polymerizable unsaturated group and a hydrophilic group in each molecule while having an average molecular weight of less than 250. The mass ratio of the total amount of the polyfunctional monomers (Z1) or the hydrophilic monomers (Z2) used therein relative to the total amount of the reactive emulsifying agents (Y) used therein is within the range of Z1/Y = 1/3 1/30 or Z2/Y = 1/1 1/30.

No. of Pages : 81 No. of Claims : 7

(12) PATENT APPLICATION PUBLICATION
(21) Application No.3316/CHENP/2014 A
(19) INDIA
(22) Date of filing of Application :01/05/2014
(43) Publication Date : 03/07/2015

(54) Title of the invention : POSITIVE FEEDER DEVICE FOR FEEDING METAL WIRES AT CONSTANT TENSION

(51) International classification :B65H59/38,H01F41/06
(31) Priority Document No :MI2011A001983
(32) Priority Date :02/11/2011
(33) Name of priority country :Italy
(86) International Application No :PCT/IB2012/002180
Filing Date :29/10/2012
(87) International Publication No :WO 2013/064879
(61) Patent of Addition to Application Number :NA
Filing Date :NA
(62) Divisional to Application Number :NA
Filing Date :NA

(71)**Name of Applicant :**
1)BTSR INTERNATIONAL S.P.A.
Address of Applicant :Via Santa Rita. Snc I 21057 Olgiate Olona (varese) Italy
(72)**Name of Inventor :**
1)BAREA Tiziano

(57) Abstract :
A metal wire feeder device (1) comprising a body (2) presenting a wire braking member (12) one or more pulleys (14 15) driven by respective motors (16 17) about which the wire is wound the wire before reaching a processing machine passing through a compensator member (20) and a tension sensor (25) an electronic control unit (18) being present able to continuously measure said tension value and make it uniform at a predetermined value by acting on a first regulator loop operating on the motors (16 17) and a second regulator loop operating on the compensator member (20). Said electronic control unit (18) operates automatically in making said tension uniform at the predetermined value on the basis of the fed wire quantity or of the wire feed velocity.

No. of Pages : 21 No. of Claims : 12

(12) PATENT APPLICATION PUBLICATION
(21) Application No.3317/CHENP/2014 A
(19) INDIA
(22) Date of filing of Application :01/05/2014
(43) Publication Date : 03/07/2015

(54) Title of the invention : EXTERNAL COOLING UNIT OF VEHICULAR AIR CONDITIONING DEVICE

(51) International classification	:F04D29/38,F04D29/52,F04D29/54
(31) Priority Document No	:2011246712
(32) Priority Date	:10/11/2011
(33) Name of priority country	:Japan
(86) International Application No	:PCT/JP2012/076014
Filing Date	:05/10/2012
(87) International Publication No	:WO 2013/069397
(61) Patent of Addition to Application Number	:NA
Filing Date	:NA
(62) Divisional to Application Number	:NA
Filing Date	:NA

(71)**Name of Applicant :**
1)MITSUBISHI ELECTRIC CORPORATION
Address of Applicant :7 3 Marunouchi 2 chome Chiyoda ku Tokyo 1008310 Japan
(72)**Name of Inventor :**
1)NAKASHIMA Seiji
2)WAKAMOTO Shinichi
3)UTO Taichi

(57) Abstract :
This external cooling unit (100) of a vehicular air conditioning device is configured such that the normal of the suction face of a suction section (12) and the normal of the discharge face of a discharge section (13) form an acute angle and a flow of air inside a case (10) forms a substantially check mark shaped (substantially V shaped or substantially U shaped) path wherein each blade (22) of an axial blower (2) is configured such that a chord center line (226) which is formed by connecting the chord center points (225) between the inner circumferential edge (223) and the outer circumferential edge (224) of the blade (22) and projecting the resultant line onto a plane face which includes a rotary shaft forms a convex curve toward the downstream side in the entire region in the radial direction.

No. of Pages : 22 No. of Claims : 4

(12) PATENT APPLICATION PUBLICATION
(21) Application No.3326/CHENP/2014 A
(19) INDIA
(22) Date of filing of Application :02/05/2014
(43) Publication Date : 03/07/2015

(54) Title of the invention : METHOD AND APPARATUS FOR MANAGING RETRANSMISSION RESOURCES

(51) International classification :H04L1/18,H04L5/00
(31) Priority Document No :61/556134
(32) Priority Date :04/11/2011
(33) Name of priority country :U.S.A.
(86) International Application No :PCT/US2012/063416
Filing Date :02/11/2012
(87) International Publication No :WO 2013/067426
(61) Patent of Addition to Application Number :NA
Filing Date :NA
(62) Divisional to Application Number :NA
Filing Date :NA

(71)**Name of Applicant :**
1)QUALCOMM INCORPORATED
Address of Applicant :Attn: International IP Administration 5775 Morehouse Drive San Diego California 92121 1714 U.S.A.
(72)**Name of Inventor :**
1)CHEN Wanshi
2)DAMNJANOVIC Jelena M.
3)GAAL Peter

(57) Abstract :
A method a computer program product and an apparatus for determining retransmission feedback resources are provided. An apparatus receives a downlink resource assignment over a control channel and obtains an offset related to a region for retransmission feedback resources. The offset is determined based on a type of the control channel. The apparatus determines resources for communicating retransmission feedback for communications received over the downlink resource assignment based on an index of a resource related to the downlink resource assignment and the offset. The apparatus transmits retransmission feedback for the communications over the resources.

No. of Pages : 77 No. of Claims : 136

(12) PATENT APPLICATION PUBLICATION
(21) Application No.3327/CHENP/2014 A
(19) INDIA
(22) Date of filing of Application :02/05/2014
(43) Publication Date : 03/07/2015

(54) Title of the invention : AC GENERATOR FOR VEHICLE

(51) International classification :H02K5/16,H02K5/20
(31) Priority Document No :NA
(32) Priority Date :NA
(33) Name of priority country :NA
(86) International Application No :PCT/JP2011/074055
Filing Date :19/10/2011
(87) International Publication No :WO 2013/057806
(61) Patent of Addition to Application Number :NA
Filing Date :NA
(62) Divisional to Application Number :NA
Filing Date :NA

(71)**Name of Applicant :**
1)Mitsubishi Electric Corporation
Address of Applicant :7 3 Marunouchi 2 chome Chiyoda ku Tokyo 1008310 Japan
(72)**Name of Inventor :**
1)TAKAHASHI Tomoki
2)HAYASHI Hideyuki

(57) Abstract :
An AC generator for a vehicle has a bearing box formed at a bracket into which a bearing is inserted and a retainer whereby the bearing is fixed and retained. A retainer (8 10) is formed into a cylindrical shape and has a threaded portion (81 101) formed on the cylindrical section while a bearing box (11) has a threaded portion (111 112) formed thereon. The threaded portion of the retainer is directly engaged with the threaded portion of the bearing box such that a bearing (3) is fixed and retained. There are uniform gaps between the outer peripheral surface of the bearing box or the outer peripheral surface of the retainer and the opposing surface of a cooling fan.

No. of Pages : 21 No. of Claims : 8

(12) PATENT APPLICATION PUBLICATION
(19) INDIA
(22) Date of filing of Application :02/05/2014
(21) Application No.3328/CHENP/2014 A
(43) Publication Date : 03/07/2015

(54) Title of the invention : METHOD FOR PRODUCING HIGH PERFORMING AND ELECTRICALLY STABLE SEMI CONDUCTIVE METAL OXIDE LAYERS LAYERS PRODUCED ACCORDING TO THE METHOD AND USE THEREOF

(51) International classification :H01L29/786
(31) Priority Document No :10 2011 084 145.8
(32) Priority Date :07/10/2011
(33) Name of priority country :Germany
(86) International Application No :PCT/EP2012/067804
Filing Date :12/09/2012
(87) International Publication No :WO 2013/050221
(61) Patent of Addition to Application Number :NA
Filing Date :NA
(62) Divisional to Application Number :NA
Filing Date :NA

(71)**Name of Applicant :**
1)EVONIK DEGUSSA GMBH
Address of Applicant :Rellinghauser Strae 1 11 45128 Essen Germany
(72)**Name of Inventor :**
1)STEIGER J¼rgen
2)PHAM Duy Vu
3)NEUMANN Anita
4)MERKULOV Alexey
5)HOPPE Arne

(57) Abstract :
The present invention relates to a method for producing a semi conductor laminate comprising a first and a second metal oxide layer as well as a dielectric layer wherein the first metal oxide layer is arranged between the second metal oxide layer and the dielectric layer. The first and second metal oxide layers are formed accordingly from a first and a second liquid phase. The present invention also relates to a semi conductor laminate that can be obtained from such a method and to electronic components comprising such a semi conductor laminate.

No. of Pages : 30 No. of Claims : 25

(12) PATENT APPLICATION PUBLICATION
(21) Application No.3329/CHENP/2014 A
(19) INDIA
(22) Date of filing of Application :02/05/2014
(43) Publication Date : 03/07/2015

(54) Title of the invention : INTER FREQUENCY MEASUREMENTS IN HETNET BASED ON THE VELOCITY OF A MOBILE DEVICE

(51) International classification :H04W48/16,H04W36/00
(31) Priority Document No :11306443.0
(32) Priority Date :07/11/2011
(33) Name of priority country :EPO
(86) International Application No :PCT/EP2012/003566
Filing Date :21/08/2012
(87) International Publication No :WO 2013/068058
(61) Patent of Addition to Application Number :NA
Filing Date :NA
(62) Divisional to Application Number :NA
Filing Date :NA

(71)**Name of Applicant :**
1)ALCATEL LUCENT
Address of Applicant :3 avenue Octave Grard F 75007 Paris France
(72)**Name of Inventor :**
1)WORRALL Chandrika
2)PALAT Sudeep

(57) Abstract :
Embodiments provide apparatuses methods and computer programs for a mobile transceiver and a base station transceiver a mobile transceiver a base station transceiver and a mobile communication system. The apparatus (10) for the mobile transceiver (100) in a mobile communication system (300) comprises means for receiving (12) information on a periodic measurement configuration for an inter frequency measurement from a base station transceiver (200 305) of the mobile communication system (300) on a first frequency layer. The inter frequency measurement refers to a repetitive measurement on a second frequency layer with a repetition cycle which is such that the mobile transceiver (100) when moving at a velocity below a velocity threshold is located in a coverage area of another base station transceiver (315) on the second frequency layer for at least two repetition cycles. The apparatus (10) further comprises means for measuring (14) a radio signal on the second frequency layer based on the information on the periodic measurement configuration to obtain an inter frequency measurement result and comprises means for reporting 16 information on the inter frequency measurement result to the base station transceiver (200 305) of the mobile communication network (300) when the inter frequency measurement result fulfills a threshold criterion. The base station transceiver apparatus (20) comprises means for providing 22 the information on the periodic measurement configuration for the inter frequency measurement to the mobile transceiver (100) and means for receiving (24) the information on the inter frequency measurement result from the mobile transceiver (100).

No. of Pages : 35 No. of Claims : 15

(12) PATENT APPLICATION PUBLICATION
(19) INDIA
(22) Date of filing of Application :30/04/2014
(21) Application No.3250/CHENP/2014 A
(43) Publication Date : 03/07/2015

(54) Title of the invention : HETEROARYL PYRIDONE AND AZA PYRIDONE COMPOUNDS AS INHIBITORS OF BTK ACTIVITY

(51) International classification :C07D471/04,C07D471/14,C07D487/04
(31) Priority Document No :61/555393
(32) Priority Date :03/11/2011
(33) Name of priority country :U.S.A.
(86) International Application No :PCT/US2012/063194
Filing Date :02/11/2012
(87) International Publication No :WO 2013/067274
(61) Patent of Addition to Application Number :NA
Filing Date :NA
(62) Divisional to Application Number :NA
Filing Date :NA

(71)**Name of Applicant :**
1)F. HOFFMAN LA ROCHE AG
Address of Applicant :Grenzacherstrasse 124 CH 4070 Basel Switzerland
(72)**Name of Inventor :**
1)CRAWFORD James John
2)ORTWINE Daniel Fred
3)WEI BinQing
4)YOUNG Wendy B.

(57) Abstract :
In vitro in situ in vivoHeteroaryl pyridone and aza pyridone compounds of Formula I are provided where one or two of X X and Xare N and including stereoisomers tautomers and pharmaceutically acceptable salts thereof useful for inhibiting Btk kinase and for treating immune disorders such as inflammation mediated by Btk kinase. Methods of using compounds of Formula I for and diagnosis and treatment of such disorders in mammalian cells or associated pathological conditions are disclosed.

No. of Pages : 529 No. of Claims : 29

(12) PATENT APPLICATION PUBLICATION
(19) INDIA
(22) Date of filing of Application :02/05/2014
(21) Application No.3335/CHENP/2014 A
(43) Publication Date : 03/07/2015

(54) Title of the invention : SWITCHING DEVICE AND RELATED SWITCHGEAR

(51) International classification :H01H3/30,H01H83/12
(31) Priority Document No :11184077.3
(32) Priority Date :06/10/2011
(33) Name of priority country :EPO
(86) International Application No :PCT/EP2012/067451
Filing Date :06/09/2012
(87) International Publication No :WO 2013/050214
(61) Patent of Addition to Application Number :NA
Filing Date :NA
(62) Divisional to Application Number :NA
Filing Date :NA

(71)**Name of Applicant :**
1)ABB TECHNOLOGY AG
Address of Applicant :Affolternstrasse 44 CH 8050 Zurich Switzerland
(72)**Name of Inventor :**
1)BIANCO Andrea
2)DE NATALE Gabriele Valentino

(57) Abstract :
A mechanically operated switching device comprising: at least a movable contact and an associated operating mechanism for coupling/separating such movable contact to/from a corresponding fixed contact wherein the operating mechanism comprises first elastic means which are suitable for providing with their release the energy to separate the movable and fixed contacts; at least a shunt release having: a member movable between first and second stable positions wherein the movement from the first stable position to the second stable position causes the release of the first elastic means; at least a permanent magnet generating a force holding the movable member in the first stable position wherein the movable member held in the first stable position compresses second elastic means associated to the movable member; at least an electrical winding operatively associated to the movable member and to electronic means that are configured for electrically driving the winding to generate a magnetic force for causing the release of the compressed second elastic means.

No. of Pages : 27 No. of Claims : 14

(12) PATENT APPLICATION PUBLICATION
(19) INDIA
(22) Date of filing of Application :02/05/2014
(21) Application No.3336/CHENP/2014 A
(43) Publication Date : 03/07/2015

(54) Title of the invention : PLANTS HAVING ENHANCED YIELD RELATED TRAITS AND METHOD FOR MAKING THE SAME

(51) International classification :C12N15/29,C12N15/82,A01H1/00
(31) Priority Document No :61/563624
(32) Priority Date :25/11/2011
(33) Name of priority country :U.S.A.
(86) International Application No :PCT/IB2012/056614
Filing Date :22/11/2012
(87) International Publication No :WO 2013/076672
(61) Patent of Addition to Application Number :NA
Filing Date :NA
(62) Divisional to Application Number :NA
Filing Date :NA

(71)**Name of Applicant :**
1)BASF PLANT SCIENCE COMPANY GMBH
Address of Applicant :67056 Ludwigshafen Germany
(72)**Name of Inventor :**
1)REUZEAU Christophe
2)YU Su May
3)KO Swee Suak
4)HSING Yue Ie
5)HO Tuan Hua David
6)LO Shuen Fang

(57) Abstract :
A method for enhancing yield related traits in plants by modulating expression in a plant of a nucleic acid encoding a FB013 (F box and other domain containing protein) polypeptide is provided. Plants having modulated expression of a nucleic acid encoding a FB013 polypeptide which plants have enhanced yield related traits relative to control plants hitherto unknown FB013 encoding nucleic acids and constructs comprising the same which are useful in performing the methods are also provided.

No. of Pages : 112 No. of Claims : 30

(12) PATENT APPLICATION PUBLICATION
(19) INDIA
(22) Date of filing of Application :02/05/2014
(21) Application No.3337/CHENP/2014 A
(43) Publication Date : 03/07/2015

(54) Title of the invention : (HETERO)ARYL CYCLOPROPYLAMINE COMPOUNDS AS LSD1 INHIBITORS

(51) International classification :C07D213/74,C07C211/35,A61K31/135
(31) Priority Document No :11382324.9
(32) Priority Date :20/10/2011
(33) Name of priority country :EPO
(86) International Application No :PCT/EP2012/070900
Filing Date :22/10/2012
(87) International Publication No :WO 2013/057322
(61) Patent of Addition to Application Number :NA
Filing Date :NA
(62) Divisional to Application Number :NA
Filing Date :NA

(71)**Name of Applicant :**
1)ORYZON GENOMICS S.A.
Address of Applicant :C/Sant Ferran 74 E 08940 Cornell de Llobregat Spain
(72)**Name of Inventor :**
1)ORTEGA MU'OZ Alberto
2)FYFE Matthew Colin Thor
3)MARTINELL PEDEMONTE Marc
4)ESTIARTE MART • NEZ Mara de los • ngeles
5)VALLS VIDAL Nuria
6)KURZ Guido
7)CASTRO PALOMINO LARIA Julio Cesar

(57) Abstract :
The invention relates to (hetero)aryl cyclopropylamine compounds including particularly the compounds of formula (I) as described and defined herein and their use in therapy including e.g. in the treatment or prevention of cancer a neurological disease or condition or a viral infection.

No. of Pages : 241 No. of Claims : 140

(12) PATENT APPLICATION PUBLICATION
(19) INDIA
(22) Date of filing of Application :02/05/2014
(21) Application No.3338/CHENP/2014 A
(43) Publication Date : 03/07/2015

(54) Title of the invention : MOBILE COMMUNICATION SYSTEM

(51) International classification :H04W84/00,H04W16/26,H04W76/02
(31) Priority Document No :2011241919
(32) Priority Date :04/11/2011
(33) Name of priority country :Japan
(86) International Application No :PCT/JP2012/078479
Filing Date :02/11/2012
(87) International Publication No :WO 2013/065824
(61) Patent of Addition to Application Number :NA
Filing Date :NA
(62) Divisional to Application Number :NA
Filing Date :NA

(71)**Name of Applicant :**
1)MITSUBISHI ELECTRIC CORPORATION
Address of Applicant :7 3 Marunouchi 2 chome Chiyoda ku Tokyo 1008310 Japan
(72)**Name of Inventor :**
1)MAEDA Miho
2)MOCHIZUKI Mitsuru
3)UGA Shinsuke
4)FUKUI Noriyuki
5)IWANE Yasushi

(57) Abstract :
The present invention has an object to provide a mobile communication system capable of continuing communication between a relay device and a base station device if the relay device moves. In a handover process, when it is judged in Step ST1802 that an establishment cause for RRC connection is attach from an RN, in Step ST1803, a target eNB judges whether the own device has the DeNB function. In a case of judging that the own device does not have the DeNB function, in Step ST1804, the target eNB notifies the RN of an RRC connection rejection. When being notified of the RRC connection reject, in Step ST1807, the RN stops the handover process and then returns to a source eNB.

No. of Pages : 302 No. of Claims : 4

(12) PATENT APPLICATION PUBLICATION
(19) INDIA
(22) Date of filing of Application :30/04/2014
(21) Application No.3248/CHENP/2014 A
(43) Publication Date : 03/07/2015

(54) Title of the invention : PERMANENT MAGNET MOTOR

(51) International classification :H02K21/14
(31) Priority Document No :NA
(32) Priority Date :NA
(33) Name of priority country :NA
(86) International Application No :PCT/JP2011/073664
Filing Date :14/10/2011
(87) International Publication No :WO 2013/054439
(61) Patent of Addition to Application Number :NA
Filing Date :NA
(62) Divisional to Application Number :NA
Filing Date :NA

(71)**Name of Applicant :**
1)Mitsubishi Electric Corporation
Address of Applicant :7 3 Marunouchi 2 chome Chiyoda ku Tokyo 1008310 Japan
(72)**Name of Inventor :**
1)NAKANO Masatsugu
2)AKUTSU Satoru
3)ASAO Yoshihito
4)TAKIZAWA Yuji
5)HIROTANI Yu
6)TAKIGUCHI Ryuichi

(57) Abstract :
Provided is a permanent magnet motor that is not only capable of simultaneously achieving cogging torque reduction and torque ripple reduction but also simultaneously achieving size/weight reduction and torque ripple reduction. When two sets of three phase armature windings are configured such that the first armature winding (30 1) comprises U1 phase V1 phase and W1 phase and the second armature winding (30 2) comprises U2 phase V2 phase and W2 phase and when two sets of three phase armature windings are configured such that the first armature winding comprises U1 phase V1 phase and W1 phase and the second armature winding comprises U2 phase V2 phase and W2 phase the three phase armature windings are arranged such that either the U1 phase is housed inside both of any immediately adjoining slots among multiple slots (27) or at least the U1 phase or the U2 phase is housed inside one of any immediately adjoining slots (27). The U1 phase V1 phase and W1 phase and the U2 phase V2 phase and W2 phase are driven so as to be shifted from each other at an electrical angle of 20 40°. The slot aperture width (Ws) of a stator core (22) is set to Ws/(2pRs/Ns) = 0.15 wherein Rs: inner radius of stator core Ns: the number of slots of stator core.

No. of Pages : 67 No. of Claims : 13

(12) PATENT APPLICATION PUBLICATION
(19) INDIA
(22) Date of filing of Application :30/04/2014
(21) Application No.3249/CHENP/2014 A
(43) Publication Date : 03/07/2015

(54) Title of the invention : METHOD FOR REMOVING NITROGEN OXIDES

(51) International classification :B01D53/56,B01D53/34
(31) Priority Document No :2011242619
(32) Priority Date :04/11/2011
(33) Name of priority country :Japan
(86) International Application No :PCT/JP2012/078535
Filing Date :02/11/2012
(87) International Publication No :WO 2013/065850
(61) Patent of Addition to Application Number :NA
Filing Date :NA
(62) Divisional to Application Number :NA
Filing Date :NA

(71)**Name of Applicant :**
1)KABUSHIKI KAISHA KOBE SEIKO SHO(KOBE STEEL LTD.)
Address of Applicant :10 26 Wakinohama cho 2 chome Chuo ku Kobe shi Hyogo 6518585 Japan
(72)**Name of Inventor :**
1)YAMASHITA Takeshi
2)AKIYAMA Katsuya
3)MIZUTANI Noriaki

(57) Abstract :
This method for removing nitrogen oxides brings exhaust gas containing oxygen and at least one nitrogen oxide selected from the group consisting of nitrogen monoxide and nitrogen dioxide into contact with ammonia without the presence of a catalyst for at least 0.5 seconds under a temperature of no less than 900°C and breaks down the nitrogen oxide. According to this method it is possible to remove nitrogen oxides in a highly efficient manner and significantly reduce the amount of unreacted ammonia.

No. of Pages : 11 No. of Claims : 3

(12) PATENT APPLICATION PUBLICATION
(19) INDIA
(22) Date of filing of Application :02/05/2014
(21) Application No.3340/CHENP/2014 A
(43) Publication Date : 03/07/2015

(54) Title of the invention : FAST SINGLE ENDED TO DIFFERENTIAL CONVERTER

(51) International classification :G01R31/28
(31) Priority Document No :13/298019
(32) Priority Date :16/11/2011
(33) Name of priority country :U.S.A.
(86) International Application No :PCT/US2012/059737
Filing Date :11/10/2012
(87) International Publication No :WO 2013/074223
(61) Patent of Addition to Application Number :NA
Filing Date :NA
(62) Divisional to Application Number :NA
Filing Date :NA

(71)**Name of Applicant :**
1)TERADYNE INC.
Address of Applicant :600 Riverpark Drive North Reading MA 01864 U.S.A.
(72)**Name of Inventor :**
1)GOHEL Tushar K.

(57) Abstract :
A single ended to a differential signal converter. The single ended signal is passed through a high pass filter to block DC components. A positive and a negative version of the filtered signal are used collectively as the differential output of the converter. To allow accurate measurements on the input signal without waiting for the output of the high pass filter to settle the differential outputs are offset by a dynamically generated signal representative of the midpoint of the filtered signal. That offset is generated by capturing a value representing the midpoint when a signal is first applied. This captured value is allowed to change with a time constant matching a time constant of the high pass filter. The converter may be used to connect a test instrument to a unit under test that generates test signals in a format that the test instrument is not specifically configured to measure.

No. of Pages : 27 No. of Claims : 22

(12) PATENT APPLICATION PUBLICATION
(19) INDIA
(22) Date of filing of Application :02/05/2014
(21) Application No.3341/CHENP/2014 A
(43) Publication Date : 03/07/2015

(54) Title of the invention : PRODUCING OR DISPENSING LIQUID PRODUCTS

(51) International classification :B01F3/04,B01F15/00,B67D1/00
(31) Priority Document No :1118358.9
(32) Priority Date :25/10/2011
(33) Name of priority country :U.K.
(86) International Application No :PCT/GB2012/000804
Filing Date :22/10/2012
(87) International Publication No:WO 2013/061015
(61) Patent of Addition to Application Number :NA
Filing Date :NA
(62) Divisional to Application Number :NA
Filing Date :NA

(71)**Name of Applicant :**
1)HEADMASTER LTD
Address of Applicant :Unit 11 Moor Place Bramshill Hampshire RG27 0RF U.K.
(72)**Name of Inventor :**
1)PAGE John Kenneth Rurik
2)PAGE Mark George

(57) Abstract :
A liquid product is dispensed via a membrane contactor (1). The contactor employs a plurality of gas permeable hollow fibres. The contactor has a gas port (2) communicating with the interior of the fibres and input (3) and output (4) ports for liquid communicating with space within the contactor surrounding the fibres. A gas comprising carbon dioxide or nitrous oxide is dissolved in the liquid in the contactor. The gas at a controlled pressure is supplied to the gas port (2). The liquid is supplied at a higher pressure than the gas to the input port (3) for liquid from a supply (9) of such liquid via a first valve (6) having a first valve inlet port communicating with the supply of liquid and a first valve outlet port communicating with the inlet port for liquid. Liquid with the gas dissolved therein is dispensed from the outlet port for liquid via a dispense tap to ambient. The dispensing liquid step includes a start dispense step in which dispensing commences and a stop dispense step in which dispensing is stopped. The first valve (6) is opened with the dispensing tap in the start dispense step and is closed in the stop dispense step. Pressure build up is relieved in liquid in communication with the space within the contactor surrounding the fibres after closure of the first valve (6) and while maintaining the first valve (6) closed. The balance between gas pressure and liquid pressure during the systems standby periods protects the membranes from flooding.

No. of Pages : 40 No. of Claims : 29

(12) PATENT APPLICATION PUBLICATION
(21) Application No.3245/CHENP/2014 A
(19) INDIA
(22) Date of filing of Application :30/04/2014
(43) Publication Date : 03/07/2015

(54) Title of the invention : PERITONEAL DIALYSIS MACHINE

(51) International classification :A61M1/28,G06F19/00
(31) Priority Document No :PI2011004753
(32) Priority Date :04/10/2011
(33) Name of priority country :Malaysia
(86) International Application No :PCT/MY2012/000260
Filing Date :02/10/2012
(87) International Publication No :WO 2013/051927
(61) Patent of Addition to Application Number :NA
Filing Date :NA
(62) Divisional to Application Number :NA
Filing Date :NA

(71)**Name of Applicant :**
1)LOW Chin Guan
Address of Applicant :No. 1 Jalan 8 Pengkalan Chepa 2 Ind. Zone 16100 Kota Bharu Kelantan Malaysia
(72)**Name of Inventor :**
1)LOW Chin Guan

(57) Abstract :
A peritoneal dialysis (PD) machine (10) comprising a blood pressure monitor (1) and a weight scale (2) which are powered by the dialysis machine. The peritoneal dialysis machine records and stores the measurements in the machine of a patient s blood pressure and weight that are taken using the blood pressure monitor and scale. The frequency with which such measurements are recorded is also monitored by the PD machine. If the frequency of recording the measurements does not comply with a predetermined schedule a local and/or remote alert is generated.

No. of Pages : 24 No. of Claims : 14

(12) PATENT APPLICATION PUBLICATION
(19) INDIA
(22) Date of filing of Application :30/04/2014
(21) Application No.3246/CHENP/2014 A
(43) Publication Date : 03/07/2015

(54) Title of the invention : MULTILAYER GASKET WITH SEGMENTED INTEGRAL STOPPER FEATURE

(51) International classification :F16J15/08
(31) Priority Document No :13/267020
(32) Priority Date :06/10/2011
(33) Name of priority country :U.S.A.
(86) International Application No :PCT/US2012/058880
Filing Date :05/10/2012
(87) International Publication No :WO 2013/052751
(61) Patent of Addition to Application Number :NA
Filing Date :NA
(62) Divisional to Application Number :NA
Filing Date :NA

(71)**Name of Applicant :**
1)FEDERAL MOGUL CORPORATION
Address of Applicant :26555 Northwestern Highway Southfield MI 48033 U.S.A.
(72)**Name of Inventor :**
1)LAFRENZ Christopher J.
2)LESNAU Edward Iv

(57) Abstract :
A multilayer metal gasket (40) having first (28) and second (30) functional layers. Each layer (28 30) includes an opening (34 38) for sealing a fluid passage or combustion chamber (26) Sealing beads (42 44) are formed in each layer (28 30) and preferably arranged to contact each other in crest to crest orientation to perfect a seal therebetween. A stopper feature (54) is provided to restrict compression of the sealing beads (42 44) in use. The stopper feature (54) is arranged in a generally circular pattern and is composed of a plurality of discrete nesting embossments (56) which are closely spaced to one another but do not touch. Each discrete nesting embossment (56) is substantially identical in shape to the next adjacent discrete nesting embossment (56) but oriented approximately 180 degrees therefrom. The embossments (56) may be formed entirely on one of the functional layers (28 30) or on both functional layers.

No. of Pages : 22 No. of Claims : 17

(12) PATENT APPLICATION PUBLICATION
(19) INDIA
(22) Date of filing of Application :30/04/2014
(21) Application No.3247/CHENP/2014 A
(43) Publication Date : 03/07/2015

(54) Title of the invention : SUTURE ANCHORS AND METHODS OF USE

(51) International classification :A61B17/04,A61B17/03,A61B17/00
(31) Priority Document No :61/542688
(32) Priority Date :03/10/2011
(33) Name of priority country :U.S.A.
(86) International Application No :PCT/US2012/000493
Filing Date :03/10/2012
(87) International Publication No :WO 2013/052128
(61) Patent of Addition to Application Number :NA
Filing Date :NA
(62) Divisional to Application Number :NA
Filing Date :NA

(71)**Name of Applicant :**
1)CAYENNE MEDICAL INC.
Address of Applicant :16597 North 92nd Street Suite 101 Scottsdale AZ 85260 U.S.A.
(72)**Name of Inventor :**
1)BAIRD Kevin N.

(57) Abstract :
An anchoring system for securing tissue to bone includes an implant having a body through which a suture eyelet extends transversely a suture recess extending along a portion of a length of the body having a predetermined depth below an outer surface of the body and a suture pinch ramp disposed at a proximal end of the suture recess. The suture pinch ramp has a depth approximately equal to the predetermined depth at a distal end thereof and sloping outwardly in a proximal direction so that a depth of a proximal end of the suture pinch ramp approaches zero. An insertion member includes an insertion tube and a handle which is engageable with the anchor body to deploy the anchor in a selected bone site.

No. of Pages : 30 No. of Claims : 18

(12) PATENT APPLICATION PUBLICATION
(19) INDIA
(22) Date of filing of Application :02/05/2014
(21) Application No.3345/CHENP/2014 A
(43) Publication Date : 03/07/2015

(54) Title of the invention : SIGNALING QUANTIZATION MATRICES FOR VIDEO CODING

(51) International classification :H04N7/26
(31) Priority Document No :61/556785
(32) Priority Date :07/11/2011
(33) Name of priority country :U.S.A.
(86) International Application No :PCT/US2012/063943
Filing Date :07/11/2012
(87) International Publication No :WO 2013/070766
(61) Patent of Addition to Application Number :NA
Filing Date :NA
(62) Divisional to Application Number :NA
Filing Date :NA

(71)**Name of Applicant :**
1)QUALCOMM INCORPORATED
Address of Applicant :ATTN: International IP Administration 5775 Morehouse Drive San Diego California 92121 1714 U.S.A.
(72)**Name of Inventor :**
1)JOSHI Rajan Laxman
2)KARCZEWICZ Marta

(57) Abstract :
The techniques of this disclosure may be generally related to signaling values of a quantization matrix. In some examples coefficient values in the quantization matrix may be downsampled with different factors based on where the coefficient values are located in the quantization matrix.

No. of Pages : 64 No. of Claims : 32

(12) PATENT APPLICATION PUBLICATION
(21) Application No.3346/CHENP/2014 A
(19) INDIA
(22) Date of filing of Application :02/05/2014
(43) Publication Date : 03/07/2015

(54) Title of the invention : APPARATUS AND METHOD FOR TRANSMITTING MULTIMEDIA DATA IN HYBRID NETWORK

(51) International classification :H04L29/06,H04N7/24
(31) Priority Document No :1020110104879
(32) Priority Date :13/10/2011
(33) Name of priority country :Republic of Korea
(86) International Application No :PCT/KR2012/008377
Filing Date :15/10/2012
(87) International Publication No :WO 2013/055176
(61) Patent of Addition to Application Number :NA
Filing Date :NA
(62) Divisional to Application Number :NA
Filing Date :NA

(71)**Name of Applicant :**
1)SAMSUNG ELECTRONICS CO. LTD.
Address of Applicant :129 Samsung ro Yeongtong gu Suwon si Gyeonggi do 443 742 Republic of Korea
(72)**Name of Inventor :**
1)PARK Kyung Mo
2)HWANG Sung Oh
3)SONG Jae Yeon

(57) Abstract :
An apparatus and a method for transmitting multimedia data in a hybrid network are provided. The apparatus includes a payload part including at least one of first data synchronized according to a time to be reproduced and second data other than the first data a first header part including information on the payload part a packet part for generating a packet the packet part including a second header part including information on the packet and a transceiver for generating and transmitting a signal including the payload part the first header part and the packet part to the hybrid network.

No. of Pages : 18 No. of Claims : 12

(12) PATENT APPLICATION PUBLICATION
(21) Application No.3254/CHENP/2014 A
(19) INDIA
(22) Date of filing of Application :30/04/2014
(43) Publication Date : 03/07/2015

(54) Title of the invention : A DONGLE DEVICE WITH TAMPER PROOF CHARACTERISTICS FOR A SECURE ELECTRONIC TRANSACTION

(51) International classification	:G06Q20/20	(71)**Name of Applicant :**
(31) Priority Document No	:3415/CHE/2011	**1)EZETAP MOBILE SOLUTIONS PRIVATE LIMITED**
(32) Priority Date	:03/10/2011	Address of Applicant :5th Floor Beta Building Sigma Tech
(33) Name of priority country	:India	Park Varthur Main Road Ramagondanahalli Bangalore 560066
(86) International Application No	:PCT/IN2012/000647	Karnataka India
Filing Date	:28/09/2012	(72)**Name of Inventor :**
(87) International Publication No	:WO 2013/051029	**1)SANJAY SWAMY**
(61) Patent of Addition to Application Number	:NA	**2)BHAKTHA RAM KESHAVACHAR**
Filing Date	:NA	
(62) Divisional to Application Number	:NA	
Filing Date	:NA	

(57) Abstract :
The various embodiments herein provide a dongle device with tamper proof characteristics for a secure electronic transaction. The dongle device comprises a housing which includes a first half comprising a main circuit board and a second half comprising a secondary circuit board a slot for swiping a magnetic stripe card a slot for inserting a contact type card a communication module a key pad a connector a cover for safeguarding the connector a stylus a universal serial bus (USB) port a processor and a display. The processor continuously monitors a connection between the main circuit board and the secondary circuit board and kills the dongle device when processor detects a tampering. The first half and the second half of the dongle device are ultrasonically sealed together. The main circuit board and the secondary circuit board are electrically and electronically connected through a compressible connector.

No. of Pages : 57 No. of Claims : 38

(12) PATENT APPLICATION PUBLICATION
(19) INDIA
(22) Date of filing of Application :30/04/2014
(21) Application No.3255/CHENP/2014 A
(43) Publication Date : 03/07/2015

(54) Title of the invention : VEHICLE AC GENERATOR

(51) International classification :H02K5/22
(31) Priority Document No :NA
(32) Priority Date :NA
(33) Name of priority country :NA
(86) International Application No :PCT/JP2012/050254
Filing Date :10/01/2012
(87) International Publication No :WO 2013/105212
(61) Patent of Addition to Application Number :NA
Filing Date :NA
(62) Divisional to Application Number :NA
Filing Date :NA

(71)**Name of Applicant :**
1)MITSUBISHI ELECTRIC CORPORATION
Address of Applicant :7 3 Marunouchi 2 chome Chiyoda ku Tokyo 1008310 Japan
(72)**Name of Inventor :**
1)KIMATA Hirotaka
2)TANAKA Kazunori

(57) Abstract :
Provided is a vehicle AC generator such that crash safety is further increased without changing the material or the overall thickness thereof. A vehicle AC generator (50) is provided with a rotor (5) provided on a shaft (4); a stator (10) disposed facing the rotor; a rectifier (12) for rectifying the current generated in the stator; a regulator (13) for adjusting the voltage generated in the stator; and a resin cover (14) for covering the rectifier. A screen portion (15) is formed integrally with the inner side of the resin cover wherein the screen portion extends circumferentially and rises in the axial direction of the shaft.

No. of Pages : 19 No. of Claims : 7

(12) PATENT APPLICATION PUBLICATION
(19) INDIA
(22) Date of filing of Application :30/04/2014
(21) Application No.3256/CHENP/2014 A
(43) Publication Date : 03/07/2015

(54) Title of the invention : NETWORK SYSTEM NODE DEVICE GROUP COMPUTER DEVICE AND METHOD FOR TRANSMITTING AND RECEIVING SENSOR DATA

(51) International classification :H04L12/28,H04Q9/00,H04W4/04
(31) Priority Document No :2011242577
(32) Priority Date :04/11/2011
(33) Name of priority country :Japan
(86) International Application No :PCT/JP2012/051922
Filing Date :30/01/2012
(87) International Publication No :WO 2013/065327
(61) Patent of Addition to Application Number :NA
Filing Date :NA
(62) Divisional to Application Number :NA
Filing Date :NA

(71)**Name of Applicant :**
1)OMRON Corporation
Address of Applicant :801 Minamifudodo cho Horikawahigashiiru Shiokoji dori Shimogyo ku Kyoto shi Kyoto 6008530 Japan
(72)**Name of Inventor :**
1)TAKENAKA Hideki

(57) Abstract :
A computer device sends an information acquisition request to any node device from among a plurality of node devices. Each node device (20) has: a sensor data search unit (51) that searches the sensor data storage units of the plurality of node devices in response to the information acquisition request and acquires sensor data; and an information transmission unit that transmits to the computer device the sensor data acquired by the sensor data search unit (51) or computation result data obtained on the basis of this sensor data.

No. of Pages : 48 No. of Claims : 12

(12) PATENT APPLICATION PUBLICATION
(19) INDIA
(22) Date of filing of Application :02/05/2014
(21) Application No.3348/CHENP/2014 A
(43) Publication Date : 03/07/2015

(54) Title of the invention : APPARATUS AND METHOD FOR RESOURCE REMAPPING AND REGROUPING IN A WIRELESS COMMUNICATION SYSTEM

(51) International classification :H04B7/26
(31) Priority Document No :60/960,191
(32) Priority Date :19/09/2007
(33) Name of priority country :U.S.A.
(86) International Application No :PCT/KR2008/005569
Filing Date :19/09/2008
(87) International Publication No :WO/2009/038392
(61) Patent of Addition to Application Number :NA
Filing Date :NA
(62) Divisional to Application Number :1403/CHENP/2010
Filed on :11/03/2010

(71)**Name of Applicant :**
1)SAMSUNG ELECTRONICS CO., LTD.
Address of Applicant :416, Maetan-dong, Yeongtong-gu, Suwon-si, Gyeonggi-do, 442-742, Republic of Korea
(72)**Name of Inventor :**
1)PI, Zhouyue
2)CHO, Joon-Young
3)KHAN, Farooq
4)LEE, Ju-Ho
5)PAPASAKELLARIOU, Aris
6)ZHANG, Jianzhong

(57) Abstract :
Methods and apparatus for remapping and regrouping transmission resources in a wireless communication system. First, a set of new permutation algorithms based on Galois field operation is proposed. Then the proposed algorithms and the known Pruned Bit Reversal Ordering (PBRO) algorithm are applied to several of various resource mapping schemes, including slot or symbol level Orthogonal Cover (OC)/Cyclic Shift (CS) mapping, cell-specific slot-level and symbol-level CS hopping patterns, and subframe and slot level base sequence hopping patterns.

No. of Pages : 45 No. of Claims : 32

(12) PATENT APPLICATION PUBLICATION
(19) INDIA
(22) Date of filing of Application :02/05/2014
(21) Application No.3349/CHENP/2014 A
(43) Publication Date : 03/07/2015

(54) Title of the invention : IMAGE PROCESSING DEVICE AND METHOD AND PROGRAM

(51) International classification :H04N5/232,G06T3/00,H04N5/225
(31) Priority Document No :2011245294
(32) Priority Date :09/11/2011
(33) Name of priority country :Japan
(86) International Application No :PCT/JP2012/078424
Filing Date :02/11/2012
(87) International Publication No :WO 2013/069554
(61) Patent of Addition to Application Number :NA
Filing Date :NA
(62) Divisional to Application Number :NA
Filing Date :NA

(71)**Name of Applicant :**
1)SONY CORPORATION
Address of Applicant :1 7 1 Konan Minato ku Tokyo 1080075 Japan
(72)**Name of Inventor :**
1)OHKI Mitsuharu
2)YAMADA Hideshi
3)SANO Kenichi
4)KATOH Naoya
5)KIMURA Atsushi
6)MASUNO Tomonori

(57) Abstract :
The present technique relates to an image processing device and method and a program that make it possible to obtain a high quality panorama image when generating a 360 degree panorama image. A projection image generation unit generates projection images in such a way that images captured while rotating a camera 360 degrees are mapped on a cylindrical surface. A cumulative difference value calculation unit calculates the cumulative difference value between adjacent projection images at each position. A directed graph generation unit generates based on the projection images and the cumulative difference value a directed graph in which the cumulative difference value is reflected on the energy of an edge. According to the directed graph a route search unit searches for the connection positions of projection images having the least breaks when connecting the projection images to each other to generate a panorama image. Based on the search result a panorama image generation unit connects the projection images and generates the panorama image. The present technique is applicable to image processing devices.

No. of Pages : 123 No. of Claims : 8

(12) PATENT APPLICATION PUBLICATION
(19) INDIA
(22) Date of filing of Application :30/04/2014
(21) Application No.3258/CHENP/2014 A
(43) Publication Date : 03/07/2015

(54) Title of the invention : METHOD FOR PRODUCING FLEXIBLE THREE DIMENSIONAL ARTICLES

(51) International classification :B29D35/10,B29D35/00,A43B23/02
(31) Priority Document No :PCT/ES2011/070692
(32) Priority Date :05/10/2011
(33) Name of priority country :Spain
(86) International Application No :PCT/ES2012/070139
Filing Date :06/03/2012
(87) International Publication No :WO 2013/050634
(61) Patent of Addition to Application Number :NA
Filing Date :NA
(62) Divisional to Application Number :NA
Filing Date :NA

(71)**Name of Applicant :**
1)SIMPLICITY WORKS EUROPE S.L.
Address of Applicant :c/Juan Manuel de la Morena 2 entlo. E 03205 Elche Alicante Spain
(72)**Name of Inventor :**
1)HERNANDEZ HERNANDEZ Adrian

(57) Abstract :
Method for producing flexible three dimensional articles that comprises: cutting out the components (4) that will form the upper of the article to be produced and planing the edges thereof; preparing a mould (1) and a countermould (3) with smooth facing surfaces on which the components (4) that will form the upper are placed with the facing planed edges of adjacent components in contact with or close to one another; and injecting a molten plastics material that will fill the volume delimited between mould countermould and the components that form the upper.

No. of Pages : 30 No. of Claims : 26

(12) PATENT APPLICATION PUBLICATION
(19) INDIA
(22) Date of filing of Application :30/04/2014
(21) Application No.3259/CHENP/2014 A
(43) Publication Date : 03/07/2015

(54) Title of the invention : PRECIPITATED CALCIUM CARBONATE PARTICLES AND USE THEREOF

(51) International classification :C09C1/02,C01F11/18,D21H19/38
(31) Priority Document No :11183924.7
(32) Priority Date :05/10/2011
(33) Name of priority country :EPO
(86) International Application No :PCT/EP2012/069658
Filing Date :04/10/2012
(87) International Publication No :WO 2013/050495
(61) Patent of Addition to Application Number :NA
Filing Date :NA
(62) Divisional to Application Number :NA
Filing Date :NA

(71)**Name of Applicant :**
1)SOLVAY SA
Address of Applicant :Rue de Ransbeek 310 B 1120 Bruxelles Belgium
(72)**Name of Inventor :**
1)JAKOB Alexandra
2)GUITON Christophe
3)RICO Jean Luc

(57) Abstract :
Use as an opacifier of precipitated calcium carbonate particles at least partially in the form of nano fibers or nanochain like agglomerates constituted by at least two interconnected primary particles.

No. of Pages : 26 No. of Claims : 16

(12) PATENT APPLICATION PUBLICATION
(19) INDIA
(22) Date of filing of Application :15/01/2013
(21) Application No.326/CHENP/2013 A
(43) Publication Date : 03/07/2015

(54) Title of the invention : CONTEXT BASED ITEM BOOKMARKING

(51) International classification :G06F17/00,G06F15/16
(31) Priority Document No :NA
(32) Priority Date :NA
(33) Name of priority country :NA
(86) International Application No :PCT/US2010/042888
Filing Date :22/07/2010
(87) International Publication No :WO 2012/011910
(61) Patent of Addition to Application Number :NA
Filing Date :NA
(62) Divisional to Application Number :NA
Filing Date :NA

(71)**Name of Applicant :**
1)HEWLETT PACKARD DEVELOPMENT COMPANY L.P.
Address of Applicant :11445 Compaq Center Drive W. Houston Texas 77070 U.S.A.
(72)**Name of Inventor :**
1)LUKOSE Rajan
2)SAYERS Craig Peter

(57) Abstract :
In a method for context based item bookmarking (300) an instruction to bookmark an item for future delivery and an action context configured to trigger delivery of the bookmarked item are received (304 and 306). In addition the action context and the item are bookmarked (308) and at least one entity s activities are monitored to determine whether an activity associated with the action context has been performed (310). Moreover in response to a determination that the activity associated with the action context has been performed the bookmarked item is delivered to at least one entity (314).

No. of Pages : 26 No. of Claims : 15

(12) PATENT APPLICATION PUBLICATION
(19) INDIA
(22) Date of filing of Application :02/05/2014
(21) Application No.3350/CHENP/2014 A
(43) Publication Date : 03/07/2015

(54) Title of the invention : METHOD AND APPARATUS FOR INTERFERENCE CANCELLATION BY A USER EQUIPMENT USING BLIND DETECTION

(51) International classification :H04J11/00,H04B7/04,H04B17/00
(31) Priority Document No :61/556115
(32) Priority Date :04/11/2011
(33) Name of priority country :U.S.A.
(86) International Application No :PCT/US2012/036839
Filing Date :07/05/2012
(87) International Publication No :WO 2013/066399
(61) Patent of Addition to Application Number :NA
Filing Date :NA
(62) Divisional to Application Number :NA
Filing Date :NA

(71)**Name of Applicant :**
1)QUALCOMM INCORPORATED
Address of Applicant :Attn: International IP Administration 5775 Morehouse Drive San Diego CA 92121 1714 U.S.A.
(72)**Name of Inventor :**
1)YOO Taesang
2)SCHOENEICH Hendrik
3)LUO Tao
4)WEI Yongbin
5)RAJIH Myriam
6)MALLADI Durga Prasad

(57) Abstract :
In order to cancel any interference due to the second cell signal (e.g. from a non serving cell) from a signal received at a UE without receiving additional control information the UE blindly estimates parameters associated with decoding the second cell signal. This may include determining a metric based on sets of symbols associated with the cell signals in order to determine parameters for the second cell signal e.g. the transmission mode modulation format and/or spatial scheme of the second cell signal. The parameters for the signal may be determined based on a comparison of the metric with a threshold. When a spatial scheme and a modulation format is unknown the blind estimation may include determining a plurality of constellations of possible transmitted modulated symbols associated with a potential spatial scheme and modulation format combination. Interference cancellation can be performed using the constellations and a corresponding probability weight.

No. of Pages : 87 No. of Claims : 80

(12) PATENT APPLICATION PUBLICATION
(19) INDIA
(22) Date of filing of Application :02/05/2014
(21) Application No.3351/CHENP/2014 A
(43) Publication Date : 03/07/2015

(54) Title of the invention : AGROCHEMICAL FORMULATION AND USE THEREOF

(51) International classification :A01N43/40,A01N43/56,C05G3/02
(31) Priority Document No :1119286.1
(32) Priority Date :08/11/2011
(33) Name of priority country :U.K.
(86) International Application No :PCT/CN2012/083837
Filing Date :31/10/2012
(87) International Publication No :WO 2013/067894
(61) Patent of Addition to Application Number :NA
Filing Date :NA
(62) Divisional to Application Number :NA
Filing Date :NA

(71)**Name of Applicant :**
1)ROTAM AGROCHEM INTERNATIONAL CO. LTD
Address of Applicant :26/F E Trade Plaza 24 Lee Chung Street Chai Wan Hong Kong China
(72)**Name of Inventor :**
1)BRISTOW James Timothy

(57) Abstract :
An insecticidal composition is provided the composition comprising: a) an insecticidally effective amount of one or more compound having the general formula (I) in which: R is alkyl halogen or CN; R is 4 5 dicyanoimidazol 2 yl haloalkyl or S(O)R; R is hydrogen halogen NRR S(O)R C(O) R alkyl haloalkyl OR or N=CRR; R and R each independently represent hydrogen halogen haloalkyl CN or NO; R is hydrogen halogen haloalkyl haloalkoxy or S(O)R; R R R and R each independently represent alkyl or haloalkyl; R and R each independently represent hydrogen alkyl alkenyl haloalkyl alkoxycarbonyl or S(O)CF; R and R each independently represent hydrogen or alkyl; R is phenyl optionally substituted by one or more halogen atoms or a member selected from OH alkyl alkoxy and cyano; and m n p and q independently represent 0 1 or 2; and b) at least one nitrogen based fertilizer. The nitrogen based fertilizer reduces the phytotoxic effects of the compound of general formula (I) on the target plants. There is further provided a method of treating plants at a locus comprising applying to the locus a compound of the general formula (I) and a nitrogen based fertilizer.

No. of Pages : 38 No. of Claims : 33

(12) PATENT APPLICATION PUBLICATION
(19) INDIA
(22) Date of filing of Application :25/04/2014
(21) Application No.3176/CHENP/2014 A
(43) Publication Date : 03/07/2015

(54) Title of the invention : POLYMERS BASED ON GRAFTED POLYOLEFINS

(51) International classification :C08F8/00,C08F8/14,C08L23/10
(31) Priority Document No :11188421.9
(32) Priority Date :09/11/2011
(33) Name of priority country :EPO
(86) International Application No :PCT/EP2012/072025
Filing Date :07/11/2012
(87) International Publication No :WO 2013/068395
(61) Patent of Addition to Application Number :NA
Filing Date :NA
(62) Divisional to Application Number :NA
Filing Date :NA

(71)**Name of Applicant :**
1)BASF SE
Address of Applicant :67056 Ludwigshafen Germany
(72)**Name of Inventor :**
1)SCHILLO Simone
2)VAN DER MEER Roelof

(57) Abstract :
The present invention relates to a polymer (P1) obtainable by reaction of at least one component a) with at least one component b) wherein a) is at least one polyolefin (A) which is grafted with at least one compound (G) and b) is at least one compound (B) containing at least two epoxy groups.

No. of Pages : 19 No. of Claims : 18

(12) PATENT APPLICATION PUBLICATION
(21) Application No.3260/CHENP/2014 A
(19) INDIA
(22) Date of filing of Application :30/04/2014
(43) Publication Date : 03/07/2015

(54) Title of the invention : NETWORK SYSTEM NODE DEVICE GROUP SENSOR DEVICE GROUP AND METHOD FOR TRANSMITTING AND RECEIVING SENSOR DATA

(51) International classification :H04W4/04
(31) Priority Document No :2011242574
(32) Priority Date :04/11/2011
(33) Name of priority country :Japan
(86) International Application No :PCT/JP2011/078516
Filing Date :09/12/2011
(87) International Publication No :WO 2013/065203
(61) Patent of Addition to Application Number :NA
Filing Date :NA
(62) Divisional to Application Number :NA
Filing Date :NA

(71)**Name of Applicant :**
1)OMRON Corporation
Address of Applicant :801 Minamifudodo cho Horikawahigashiiru Shiokoji dori Shimogyo ku Kyoto shi Kyoto 6008530 Japan
(72)**Name of Inventor :**
1)TAKENAKA Hideki

(57) Abstract :
Node devices (20) are each provided with a sensor data retention information list storage unit (64) that stores a sensor data retention information list indicating according to the attributes of each set of sensor data on which of the node devices among the plurality of node devices the data should originally be saved. A sensor data arrangement unit (51) transmits the sensor data stored on the respective sensor data storage units (62) of the plurality of node devices to the respective node device where the data should originally be saved on the basis of the sensor data retention information list.

No. of Pages : 52 No. of Claims : 17

(12) PATENT APPLICATION PUBLICATION
(19) INDIA
(22) Date of filing of Application :30/04/2014
(21) Application No.3262/CHENP/2014 A
(43) Publication Date : 03/07/2015

(54) Title of the invention : THIN LAYER CHROMATOGRAPHY PLATE

(51) International classification :G01N30/93,G01N30/92
(31) Priority Document No :2011220998
(32) Priority Date :05/10/2011
(33) Name of priority country :Japan
(86) International Application No :PCT/JP2012/075808
Filing Date :04/10/2012
(87) International Publication No :WO 2013/051652
(61) Patent of Addition to Application Number :NA
Filing Date :NA
(62) Divisional to Application Number :NA
Filing Date :NA

(71)**Name of Applicant :**
1)DAICEL CORPORATION
Address of Applicant :4 5 Umeda 3 chome Kita ku Osaka shi Osaka 5300001 Japan
(72)**Name of Inventor :**
1)MINODA Toshiharu
2)IKEDA Isamu

(57) Abstract :
Provided is a TLC plate whereby a target substance can be isolated and detected on a single plate. A TLC plate having: a substrate; an isolating agent layer stacked atop the substrate; and a penetrated layer adapted to be penetrated by the target substance isolated out in the isolating agent layer the penetrated layer being stacked atop the isolating agent layer; wherein the isolating agent layer is able to isolate the target substance and is optically responsive to ultraviolet rays and the penetrated layer is optically responsive in a different manner than is the isolating agent layer.

No. of Pages : 38 No. of Claims : 10

(12) PATENT APPLICATION PUBLICATION
(19) INDIA
(22) Date of filing of Application :02/05/2014
(21) Application No.3353/CHENP/2014 A
(43) Publication Date : 03/07/2015

(54) Title of the invention : ORGANOTEMPLATE FREE SYNTHETIC PROCESS FOR THE PRODUCTION OF A ZEOLITIC MATERIAL OF THE CHA TYPE STRUCTURE

(51) International classification	:C01B39/54,C01B39/00,B01J29/85
(31) Priority Document No	:11188857.4
(32) Priority Date	:11/11/2011
(33) Name of priority country	:EPO
(86) International Application No	:PCT/IB2012/056292
Filing Date	:09/11/2012
(87) International Publication No	:WO 2013/068976
(61) Patent of Addition to Application Number	:NA
Filing Date	:NA
(62) Divisional to Application Number	:NA
Filing Date	:NA

(71)**Name of Applicant :**
1)BASF SE
Address of Applicant :67056 Ludwigshafen Germany
(72)**Name of Inventor :**
1)MAURER Stefan
2)JIN Hanpeng
3)YANG Jeff
4)MLLER Ulrich

(57) Abstract :
The present invention relates to an organotemplate free synthetic process for the production of a zeoiitic material having a CHA type framework structure comprising YO2 XO and optionally comprising ZO wherein said process comprises the steps of: (1) providing a mixture comprising one or more sources for YO one or more sources for XO and seed crystals having a CHA framework structure wherein the CHA framework structure of the seed crystals comprises YO XO and optionally comprises Z2O5; and (2) crystallizing the mixture obtained in step (1); wherein Y is a tetravaient element X is a trivalent element and Z is a pentavalent element wherein optionally one or more sources for ZO are further provided in step (1) and wherein if the CHA framework of the seed crystals does not contain ZO the seed crystals then have a Y0 : XO molar ratio of 5 or greater than 5.

No. of Pages : 74 No. of Claims : 44

(12) PATENT APPLICATION PUBLICATION
(21) Application No.3354/CHENP/2014 A
(19) INDIA
(22) Date of filing of Application :05/05/2014
(43) Publication Date : 03/07/2015

(54) Title of the invention : PROCESS FOR PRODUCING HYDROGEN PEROXIDE

(51) International classification :C01B15/023
(31) Priority Document No :11184576.4
(32) Priority Date :11/10/2011
(33) Name of priority country :EPO
(86) International Application No :PCT/EP2012/069414
Filing Date :02/10/2012
(87) International Publication No :WO 2013/053617
(61) Patent of Addition to Application Number :NA
Filing Date :NA
(62) Divisional to Application Number :NA
Filing Date :NA

(71)**Name of Applicant :**
1)SOLVAY SA
Address of Applicant :Rue de Ransbeek 310 B 1120 Bruxelles Belgium
(72)**Name of Inventor :**
1)VANDENBUSSCHE Alain
2)DHAESE Patrick Markus
3)BLOOMFIELD Stephen
4)JANSSENS Francine

(57) Abstract :
A process for the manufacture of hydrogen peroxide by the AO process comprising the two alternate essential steps of (a) hydrogenation of a working solution in a hydrogenation unit (hydrogenator) in the presence of a catalyst wherein said working solution contains at least one alkylanthraquinone dissolved in at least one organic solvent to obtain at least one corresponding alkylanthrahydroquinone compound; and (b) oxidation of said at least one alkylanthrahydroquinone compound to obtain hydrogen peroxide in an oxidation unit; and further comprising the step of (c) extracting the hydrogen peroxide formed in the oxidation step in an extraction unit wherein the hydrogenation oxidation and extraction steps are performed in an reactor system which is designed as a compact modular system of a hydrogenation an oxidation and an extraction unit and wherein said reactor system is configured to operate without a reversion (regeneration) unit for continuous reversion of the working solution as a small to medium scale AO process with a production capacity of hydrogen peroxide of up to 20 kilo tons per year preferably with a production capacity of hydrogen peroxide of up to 15 kilo tons per year and more preferably with a production capacity of hydrogen peroxide of up to 10 kilo tons per year wherein the working solution and/or the catalyst are replaced and/or treated for regeneration or reactivation only intermittently or periodically e.g. with a low frequency.

No. of Pages : 37 No. of Claims : 13

(12) PATENT APPLICATION PUBLICATION
(19) INDIA
(22) Date of filing of Application :30/04/2014
(21) Application No.3269/CHENP/2014 A
(43) Publication Date : 03/07/2015

(54) Title of the invention : A SUTURABLE HYBRID SUPERPOROUS HYDROGEL KERATOPROSTHESIS FOR CORNEA

(51) International classification :A61L27/56,A61L27/14,A61L27/52
(31) Priority Document No :13/284301
(32) Priority Date :28/10/2011
(33) Name of priority country :U.S.A.
(86) International Application No :PCT/US2012/062116
Filing Date :26/10/2012
(87) International Publication No :WO 2013/063390
(61) Patent of Addition to Application Number :NA
Filing Date :NA
(62) Divisional to Application Number :NA
Filing Date :NA

(71)**Name of Applicant :**
1)THE BOARD OF TRUSTEES OF THE UNIVERSITY OF ILLINOIS
Address of Applicant :352 Administration Building 506 South Wright Street Urbana IL 61801 U.S.A.
(72)**Name of Inventor :**
1)CHO Michael
2)ZELLANDER Amelia

(57) Abstract :
The present invention features a hybrid superporous hydrogel scaffold for cornea regeneration and a method for producing the same. The hybrid hydrogel is composed of a superporous poly (2 hydroxyethyl methacrylate) (PHEMA) and poly (methyl methacrylate) (PMMA) copolymer mixed with collagen. The hybrid scaffold can be used as a suturable hybrid corneal implant or keratoprosthesis.

No. of Pages : 51 No. of Claims : 6

(12) PATENT APPLICATION PUBLICATION
(19) INDIA
(22) Date of filing of Application :05/05/2014
(21) Application No.3356/CHENP/2014 A
(43) Publication Date : 03/07/2015

(54) Title of the invention : PROCESS FOR PRODUCING HYDROGEN PEROXIDE

(51) International classification :C01B15/023
(31) Priority Document No :11184575.6
(32) Priority Date :11/10/2011
(33) Name of priority country :EPO
(86) International Application No :PCT/EP2012/069408
Filing Date :02/10/2012
(87) International Publication No :WO 2013/053616
(61) Patent of Addition to Application Number :NA
Filing Date :NA
(62) Divisional to Application Number :NA
Filing Date :NA

(71)**Name of Applicant :**
1)SOLVAY SA
Address of Applicant :Rue de Ransbeek 310 B 1120 Bruxelles Belgium
(72)**Name of Inventor :**
1)VANDENBUSSCHE Alain
2)DHAESE Patrick Markus
3)BLOOMFIELD Stephen
4)JANSSENS Francine

(57) Abstract :
A process for the manufacture of hydrogen peroxide by the AO process comprising the two alternate (essential) steps of (a) hydrogenation of a working solution in a hydrogenation unit (hydrogenator) in the presence of a catalyst wherein said working solution contains at least one alkylanthraquinone dissolved in at least one organic solvent to obtain at least one corresponding alkylanthrahydroquinone compound; and (b) oxidation of said at least one alkylanthrahydroquinone compound to obtain hydrogen peroxide in an oxidation unit; and further comprising the step of (c) extracting the hydrogen peroxide formed in the oxidation step in an extraction unit wherein the units of step (a) to (c) optionally together with further ancillary units as appropriate constitute a hydrogen peroxide production site and wherein one or more of said units are equipped with one or more sensors for monitoring one or more AO process parameters at the hydrogen peroxide production site said sensors being interconnected with one or more first computers at the hydrogen peroxide production site said first computers being linked via a communication network to one or more second computers in a control room being remote from the hydrogen peroxide production site and wherein said control room is remotely controlling said hydrogen peroxide production site.

No. of Pages : 62 No. of Claims : 22

(12) PATENT APPLICATION PUBLICATION
(19) INDIA
(22) Date of filing of Application :05/05/2014
(21) Application No.3357/CHENP/2014 A
(43) Publication Date : 03/07/2015

(54) Title of the invention : FUEL DISTRIBUTOR

(51) International classification :F02M55/02,F02M69/46
(31) Priority Document No :10 2011 086 209.9
(32) Priority Date :11/11/2011
(33) Name of priority country :Germany
(86) International Application No :PCT/EP2012/069555
Filing Date :04/10/2012
(87) International Publication No :WO 2013/068180
(61) Patent of Addition to Application Number :NA
Filing Date :NA
(62) Divisional to Application Number :NA
Filing Date :NA

(71)**Name of Applicant :**
1)ROBERT BOSCH GMBH
Address of Applicant :Postfach 30 02 20 70442 Stuttgart Germany
(72)**Name of Inventor :**
1)MAIER Martin
2)GOEHNER Martin
3)FEIGL Markus
4)SCHNEIDER Helmut
5)HAUTMANN Nikolaus
6)UHLENBROCK Dietmar
7)UHRIG Holger

(57) Abstract :
A fuel distributor (1) which serves in particular for fuel injection systems of mixture compressing spark ignition internal combustion engines comprises a tubular main body (2) a first holder (7) and a second holder (8). Here the first holder (7) is connected to the tubular main body (2) at a first fastening point (10) of the tubular main body (2). Moreover the second holder (8) is connected to the tubular main body (2) at a second fastening point (12) of the tubular main body (2). The tubular main body (2) has at least one bend (4) at least between the first fastening point (10) and the second fastening point (12). As a result a main body (2) of serpentine shaped design can be realized. As a result for example thermal length changes of a cylinder head on which the fuel distributor (1) is mounted can be compensated for.

No. of Pages : 18 No. of Claims : 10

(12) PATENT APPLICATION PUBLICATION
(19) INDIA
(22) Date of filing of Application :05/05/2014
(21) Application No.3358/CHENP/2014 A
(43) Publication Date : 03/07/2015

(54) Title of the invention : COMPOSITE ABRASIVE WHEEL

(51) International classification :B24D3/20,B24D3/34,B24D9/00
(31) Priority Document No :61/557563
(32) Priority Date :09/11/2011
(33) Name of priority country :U.S.A.
(86) International Application No:PCT/US2012/063662
Filing Date :06/11/2012
(87) International Publication No :WO 2013/070576
(61) Patent of Addition to Application Number :NA
Filing Date :NA
(62) Divisional to Application Number :NA
Filing Date :NA

(71)**Name of Applicant :**
1)3M INNOVATIVE PROPERTIES COMPANY
Address of Applicant :3M Center Post Office Box 33427 Saint Paul Minnesota 55133 3427 U.S.A.
(72)**Name of Inventor :**
1)VAN Loc X.
2)NGUYEN Thu A.

(57) Abstract :
A composite abrasive wheel comprises primary and secondary abrasive portions. The primary abrasive portion comprises shaped ceramic abrasive particles retained in a first organic binder. The secondary abrasive portion is bonded to the primary abrasive portion and comprises secondary crushed abrasive particles retained in a second organic binder. The primary abrasive portion comprises a larger volume percentage of the shaped ceramic abrasive particles than the secondary abrasive portion. A central aperture extends through the composite abrasive wheel.

No. of Pages : 27 No. of Claims : 15

(12) PATENT APPLICATION PUBLICATION
(19) INDIA
(22) Date of filing of Application :24/04/2014
(21) Application No.3105/CHENP/2014 A
(43) Publication Date : 03/07/2015

(54) Title of the invention : ENCODING LABELS IN VALUES TO CAPTURE INFORMATION FLOWS

(51) International classification :G06F21/52,G06F21/62,G06F21/53
(31) Priority Document No :61/556658
(32) Priority Date :07/11/2011
(33) Name of priority country :U.S.A.
(86) International Application No :PCT/US2012/057682
Filing Date :28/09/2012
(87) International Publication No :WO 2013/070334
(61) Patent of Addition to Application Number :NA
Filing Date :NA
(62) Divisional to Application Number :NA
Filing Date :NA

(71)**Name of Applicant :**
1)QUALCOMM INCORPORATED
Address of Applicant :Attn: INTERNATIONAL IP ADMINISTRATION 5775 Morehouse Drive San Diego California 92121 U.S.A.
(72)**Name of Inventor :**
1)KERSCHBAUMER Christoph
2)RESHADI Mohammad H.

(57) Abstract :
Methods servers and systems for encoding security labels in a dynamic language value to allow cross script communications within client application while limiting the types of information that is allowed to be communicated back to a host server. Static analysis is performed during compilation and the results are used to generate and insert additional code that updates modifies and propagates labels (e.g. JavaScript labels) attached to values (e.g. JavaScript values) during execution of a program. To support popular language features that allow for strong integration with other web based systems malicious code is allowed to perform operations locally (e.g. on the client) and a detection and prevention mechanism identifies and stops malicious code from sending requests or gathered information over the network naturalizing attacks and improving the security of applications that embed dynamic language code.

No. of Pages : 39 No. of Claims : 12

(12) PATENT APPLICATION PUBLICATION
(19) INDIA
(22) Date of filing of Application :24/04/2014
(21) Application No.3107/CHENP/2014 A
(43) Publication Date : 03/07/2015

(54) Title of the invention : A SELF ACTIVATING HYDROPROCESSING CATALYST AND PROCESS FOR TREATING HEAVY HYDROCARBON FEEDSTOCKS

(51) International classification	:B01J23/883,B01J27/19,B01J35/00
(31) Priority Document No	:13/283404
(32) Priority Date	:27/10/2011
(33) Name of priority country	:U.S.A.
(86) International Application No	:PCT/US2012/061850
Filing Date	:25/10/2012
(87) International Publication No	:WO 2013/063223
(61) Patent of Addition to Application Number	:NA
Filing Date	:NA
(62) Divisional to Application Number	:NA
Filing Date	:NA

(71)**Name of Applicant :**
1)SHELL INTERNATIONALE RESEARCH MAATSCHAPPIJ B.V.
Address of Applicant :Carel van Bylandtlaan 30 NL 2596 The Hague Netherlands
(72)**Name of Inventor :**
1)BHAN Opinder Kishan

(57) Abstract :
A self activating catalyst for treating heavy hydrocarbon feedstocks that comprises a calcined particle comprising a co mulled mixture made by co mulling inorganic oxide powder molybdenum trioxide powder and a nickel compound and then forming the co mulled mixture into a particle that is calcined to thereby provide the calcined particle. The calcined particle comprises from 1 to 10 weight percent molybdenum and nickel that is present in an amount such that the weight ratio of said nickel to molybdenum is less than 0.4. The calcined particle has a pore size distribution that contributes to the unique properties of the catalyst. The calcined particle and catalyst also exhibits a unique Raman spectrum. The self activating catalyst is activated when contacted under suitable process conditions with a heavy residue feedstock having high nickel vanadium and sulfur concentrations.

No. of Pages : 36 No. of Claims : 23

(12) PATENT APPLICATION PUBLICATION
(19) INDIA
(22) Date of filing of Application :05/05/2014
(21) Application No.3361/CHENP/2014 A
(43) Publication Date : 03/07/2015

(54) Title of the invention : PACKAGE FOR CIGARETTES AND METHOD FOR PRODUCING SAME

(51) International classification :B65D85/10,B65B9/06,B65B19/02
(31) Priority Document No :10 2011 115 504.3
(32) Priority Date :11/10/2011
(33) Name of priority country :Germany
(86) International Application No :PCT/EP2012/001802
Filing Date :26/04/2012
(87) International Publication No :WO 2013/053408
(61) Patent of Addition to Application Number :NA
Filing Date :NA
(62) Divisional to Application Number :NA
Filing Date :NA

(71)**Name of Applicant :**
1)FOCKE & CO. (GMBH & CO. KG)
Address of Applicant :Siemensstrasse 10 27283 Verden Germany
(72)**Name of Inventor :**
1)BUSE Henry

(57) Abstract :
An aroma sealed cigarette package consists of an outer package (12) designed as a hinge lid pack and an inner package (11) designed as a sealing block with an opening aid which can be used multiple times. The opening aid consists of a removal opening (51) which extends in a sub region of an inner front wall (39) and an adjacent inner end wall (41) and which is covered by a closure label (54) with an adhesive connecting edge (55). The inner package (11) has closure seams (37) which are formed as fin seams.

No. of Pages : 37 No. of Claims : 15

(12) PATENT APPLICATION PUBLICATION
(19) INDIA
(22) Date of filing of Application :05/05/2014
(21) Application No.3362/CHENP/2014 A
(43) Publication Date : 03/07/2015

(54) Title of the invention : BIMODAL TOUGHENING AGENTS FOR THERMOSETTABLE EPOXY RESIN COMPOSITIONS

(51) International classification :C08L51/04,C08L63/00
(31) Priority Document No :61/557070
(32) Priority Date :08/11/2011
(33) Name of priority country :U.S.A.
(86) International Application No :PCT/US2012/062937
Filing Date :01/11/2012
(87) International Publication No :WO 2013/070478
(61) Patent of Addition to Application Number :NA
Filing Date :NA
(62) Divisional to Application Number :NA
Filing Date :NA

(71)**Name of Applicant :**
1)DOW GLOBAL TECHNOLOGIES LLC
Address of Applicant :2040 Dow Center Midland MI 48674 U.S.A.
(72)**Name of Inventor :**
1)JACOB George C.
2)SRIVASTAVA Yasmin N.
3)VERGHESE Nikhil E.
4)THEOFANOUS Theofanis
5)VALETTE Ludovic
6)PHAM Ha Q.

(57) Abstract :
A bimodal toughening agent comprising a) a first preformed coreshell toughening agent and b) a second preformed coreshell toughening agent wherein the second preformed coreshell toughening agent has a particle size of at least two times larger than that of the first preformed coreshell toughening agent and the use of the bimodal toughening agent in a thermosettable epoxy resin composition is disclosed.

No. of Pages : 21 No. of Claims : 14

(12) PATENT APPLICATION PUBLICATION
(19) INDIA
(22) Date of filing of Application :05/05/2014
(21) Application No.3363/CHENP/2014 A
(43) Publication Date : 03/07/2015

(54) Title of the invention : HYDRAULIC FRACTURING WITH PROPPANT PULSING THROUGH CLUSTERED ABRASIVE PERFORATIONS

(51) International classification	:E21B43/26,E21B43/114,E21B43/11
(31) Priority Document No	:61/627429
(32) Priority Date	:12/10/2011
(33) Name of priority country	:U.S.A.
(86) International Application No	:PCT/US2012/059645
Filing Date	:11/10/2012
(87) International Publication No	:WO 2013/055851
(61) Patent of Addition to Application Number	:NA
Filing Date	:NA
(62) Divisional to Application Number	:NA
Filing Date	:NA

(71)**Name of Applicant :**
1)PRAD RESEARCH AND DEVELOPMENT LIMITED
Address of Applicant :P.O. Box 71 Craigmuir Chambers Road Town Tortola British Virgin Island 1110 U.K.
2)SCHLUMBERGER TECHNOLOGY CORPORATION
(72)**Name of Inventor :**
1)YUDIN Alexey
2)LYAPUNOV Konstantin Mikhailovich
3)LITVINETS Fedor Nikolaevich
4)BURDIN Konstantin
5)PENA Alejandro

(57) Abstract :
Well completion techniques are disclosed that combine the creation of perforation clusters created using abrasive jet perforation techniques with hydraulic fracturing techniques that include proppant pulsing through the clustered abrasive jet perforations. Both the abrasive jet perforation and hydraulic fracturing with proppant pulsing may be carried out through coiled tubing.

No. of Pages : 38 No. of Claims : 20

(12) PATENT APPLICATION PUBLICATION
(19) INDIA
(22) Date of filing of Application :25/04/2014
(21) Application No.3123/CHENP/2014 A
(43) Publication Date : 03/07/2015

(54) Title of the invention : A MEDICAMENT FOR TREATING ANTERIOR EYE DISEASE COMPRISING REBAMIPIDE AND A TEAR RETAINING AGENT

(51) International classification :A61K31/4704,A61K31/728,A61P27/02
(31) Priority Document No :2011240177
(32) Priority Date :01/11/2011
(33) Name of priority country :Japan
(86) International Application No :PCT/JP2012/078769
Filing Date :31/10/2012
(87) International Publication No :WO 2013/065866
(61) Patent of Addition to Application Number :NA
Filing Date :NA
(62) Divisional to Application Number :NA
Filing Date :NA

(71)**Name of Applicant :**
1)OTSUKA PHARMACEUTICAL CO. LTD.
Address of Applicant :9 Kanda Tsukasa machi 2 chome Chiyoda ku Tokyo 1018535 Japan
(72)**Name of Inventor :**
1)TAKEJI Yasuhiro
2)NAKASHIMA Hideo
3)URASHIMA Hiroki
4)SHINOHARA Hisashi
5)HIRATA Yuki

(57) Abstract :
The present invention provides a combination of rebamipide and a tear retaining agent as a medicament for the treatment of anterior eye diseases.

No. of Pages : 36 No. of Claims : 15

(12) PATENT APPLICATION PUBLICATION
(19) INDIA
(22) Date of filing of Application :25/04/2014
(21) Application No.3124/CHENP/2014 A
(43) Publication Date : 03/07/2015

(54) Title of the invention : INITIAL ACQUISITION AND NEIGHBOR SEARCH ALGORITHMS FOR WIRELESS NETWORKS

(51) International classification :H04L27/26,H04J11/00
(31) Priority Document No :61/558377
(32) Priority Date :10/11/2011
(33) Name of priority country :U.S.A.
(86) International Application No :PCT/US2012/064264
Filing Date :09/11/2012
(87) International Publication No :WO 2013/070991
(61) Patent of Addition to Application Number :NA
Filing Date :NA
(62) Divisional to Application Number :NA
Filing Date :NA

(71)**Name of Applicant :**
1)QUALCOMM INCORPORATED
Address of Applicant :ATTN: International IP Administration 5775 Morehouse Drive San Diego California 92121 1714 U.S.A.
(72)**Name of Inventor :**
1)SRINIVASAN Shivratna Giri
2)BANISTER Brian Clarke
3)BHATTACHARJEE Supratik

(57) Abstract :
In a wireless network a base station (BS) may send a primary synchronization signal (PSS) and a secondary synchronization signal (SSS). The synchronization signals may be used by user equipments (UEs) for cell detection and acquisition. A typical searching operation may involve first locating the PSS sequences transmitted by neighboring BSs followed by SSS detection. Described further herein are algorithms that result in the detection of the PSS and the SSS from a BS. A method for detecting a BS generally includes sampling a received signal from receiver antennas to obtain a sampled sequence analyzing the sampled sequence to detect a PSS in a current half frame (HF) calculating signal to noise ratio (SNR) metrics based on the detected PSS combining the calculated SNR metrics with SNR metrics from previous HFs analyzing the combined SNR metrics to obtain timing information and analyzing the sampled sequence using the timing information to detect a SSS.

No. of Pages : 35 No. of Claims : 20

(12) PATENT APPLICATION PUBLICATION
(19) INDIA
(22) Date of filing of Application :31/07/2012
(21) Application No.3125/CHE/2012 A
(43) Publication Date : 03/07/2015

(54) Title of the invention : PHARMACEUTICAL COMPOSITION OF FEBUXOSTAT

(51) International classification :A61K9/00
(31) Priority Document No :NA
(32) Priority Date :NA
(33) Name of priority country :NA
(86) International Application No :NA
Filing Date :NA
(87) International Publication No : NA
(61) Patent of Addition to Application Number :NA
Filing Date :NA
(62) Divisional to Application Number :NA
Filing Date :NA

(71)**Name of Applicant :**
1)AIZANT DRUG RESEARCH SOLUTIONS PRIVATE LIMITED
Address of Applicant :SY NO. 172 & 173, APPAREL PARK ROAD, DULAPALLY VILLAGE, QUTHBULLAPUR MANDAL, HYDERABAD - 500 014 Andhra Pradesh India
(72)**Name of Inventor :**
1)RAMESH ALLADA
2)DR. ASHOK CHANDRA ILLAPAKURTHY
3)DR. VARMA S. RUDRARAJU
4)SRIKANTA PATRA

(57) Abstract :
The present invention relates to a pharmaceutical composition of febuxostat or a pharmaceutically acceptable salt thereof and a method for producing the same. As febuxostat is water insoluble and bioavailability is also low, a pharmaceutical composition of the invention provides both optimum dissolution and absorption in the gastrointestinal track for better bioavailability. The pharmaceutical composition comprises febuxostat or a pharmaceutically acceptable salt thereof, a super-disintegrant, a binder and a surfactant.

No. of Pages : 23 No. of Claims : 10

(12) PATENT APPLICATION PUBLICATION
(19) INDIA
(22) Date of filing of Application :25/04/2014
(21) Application No.3125/CHENP/2014 A
(43) Publication Date : 03/07/2015

(54) Title of the invention : CABINET LOCK FOR USE WITH PROGRAMMABLE ELECTRONIC KEY

(51) International classification :E05B65/46,E05B47/00
(31) Priority Document No :61/540577
(32) Priority Date :29/09/2011
(33) Name of priority country :U.S.A.
(86) International Application No :PCT/US2012/057784
Filing Date :28/09/2012
(87) International Publication No :WO 2013/049481
(61) Patent of Addition to Application Number :NA
Filing Date :NA
(62) Divisional to Application Number :NA
Filing Date :NA

(71)**Name of Applicant :**
1)INVUE SECURITY PRODUCTS INC.
Address of Applicant :15015 Lancaster Highway Charlotte North Carolina 28277 U.S.A.
(72)**Name of Inventor :**
1)GRANT Jeffrey A.
2)BERGLUND David N.
3)GOGATE Hrishikesh P.
4)RICHARDSON Justin A.
5)WARREN Williams M.
6)MOOCK Andrew W.

(57) Abstract :
A cabinet lock (20) for protecting merchandise (11) within a merchandise display cabinet (10) having an inner door (12) and an outer door (14). The cabinet lock includes a strike plate (32) affixed to the inner door and a lock housing (22) affixed to the outer door such that the cabinet is in a locked configuration that prevents access to the merchandise when the lock housing is operably engaged with the strike plate. A programmable electronic key (40) communicates a security code with the cabinet lock and transfers electrical power to the cabinet lock to operate a lock mechanism (23) between the locked configuration and an unlocked configuration. An indicator (30) is provided for indicating whether the cabinet lock is in the locked configuration or the unlocked configuration. The indicator includes a first segment (A) and a second segment (B) that can be energized to visually indicate the status of the cabinet lock.

No. of Pages : 30 No. of Claims : 15

(12) PATENT APPLICATION PUBLICATION
(21) Application No.3395/CHENP/2014 A
(19) INDIA
(22) Date of filing of Application :06/05/2014
(43) Publication Date : 03/07/2015

(54) Title of the invention : CATHODE BLOCK HAVING A DOMED AND/OR ROUNDED SURFACE

(51) International classification :C25C3/08
(31) Priority Document No :10 2011 086 044.4
(32) Priority Date :09/11/2011
(33) Name of priority country :Germany
(86) International Application No :PCT/EP2012/072046
Filing Date :07/11/2012
(87) International Publication No :WO 2013/068412
(61) Patent of Addition to Application Number :NA
Filing Date :NA
(62) Divisional to Application Number :NA
Filing Date :NA

(71)**Name of Applicant :**
1)SGL CARBON SE
Address of Applicant :Shnleinstr. 8 65201 Wiesbaden Germany
(72)**Name of Inventor :**
1)FROMMELT Thomas
2)RASHIDI Arash

(57) Abstract :
The invention relates to a cathode block for an aluminum electrolytic cell in particular based on carbon and/or graphite having at least one groove for accommodating a bus bar said groove being arranged on one of the sides of the cathode block and extending in the longitudinal direction of the cathode block wherein at least one section of the surface of the side of the cathode block opposite the side having the at least one groove is curved outwardly in the shape of an arch as viewed in the cross section of the cathode block wherein the vertex of the at least one section curved outwardly in the shape of an arch is arranged over the at least one groove with respect to the direction extending perpendicularly to the side having the at least one groove in the cross section of the cathode block. The invention further relates to a cathode block for an aluminum electrolytic cell in particular based on carbon and/or graphite which cathode block has a tub shaped surface as viewed in the longitudinal section of the cathode block wherein the tub has two edge regions and a bottom region which is arranged between the edge regions and lowered relative to the edge regions as viewed in the longitudinal direction of the cathode wherein a respective side wall region is provided between each edge region and the bottom region which side wall region connects the respective edge region and the bottom region wherein at least one of the two connecting regions between the edge regions and the side wall regions and/or at least one of the two connecting regions between the bottom region and the side wall regions is curved in the shape of an arch wherein the at least one section curved in the shape of an arch has a length of more than 2 cm.

No. of Pages : 47 No. of Claims : 15

(12) PATENT APPLICATION PUBLICATION
(19) INDIA
(22) Date of filing of Application :01/05/2014
(21) Application No.3290/CHENP/2014 A
(43) Publication Date : 03/07/2015

(54) Title of the invention : POLYETHYLENE GLYCOL BASED PRODRUG OF ADRENOMEDULLIN AND USE THEREOF

(51) International classification :A61K47/48,A61K38/23,A61P9/00
(31) Priority Document No :11187735.3
(32) Priority Date :03/11/2011
(33) Name of priority country :EPO
(86) International Application No :PCT/EP2012/071507
Filing Date :30/10/2012
(87) International Publication No :WO 2013/064508
(61) Patent of Addition to Application Number :NA
Filing Date :NA
(62) Divisional to Application Number :NA
Filing Date :NA

(71)**Name of Applicant :**
1)BAYER PHARMA AKTIENGESELLSCHAFT
Address of Applicant :M¼llerstr. 178 13353 Berlin Germany
2)BAYER INTELLECTUAL PROPERTY GMBH
(72)**Name of Inventor :**
1)FLAMME Ingo
2)K–BBERLING Johannes
3)LERCHEN Hans Georg
4)GRIEBENOW Nils
5)SCHOHE LOOP Rudolf
6)WITTROCK Sven
7)K–LLNBERGER Maria
8)WUNDER Frank
9)REDLICH Gorden
10)KNORR Andreas
11)MARLEY July
12)PRITCHARD Iain

(57) Abstract :
The invention relates to novel polyethylene glycol (PEG) based prodrug of Adrenomedullin to processes for preparation thereof to the use thereof for treatment and/or prevention of diseases and to the use thereof for producing medicaments for treatment and/or prevention of diseases especially of cardiovascular edematous and/or inflammatory disorders.

No. of Pages : 59 No. of Claims : 12

(12) PATENT APPLICATION PUBLICATION
(21) Application No.3387/CHENP/2014 A
(19) INDIA
(22) Date of filing of Application :05/05/2014
(43) Publication Date : 03/07/2015

(54) Title of the invention : MOBILE STREAMING MEDIA REALIZING METHOD AND SYSTEM

(51) International classification :H04W4/00
(31) Priority Document No :NA
(32) Priority Date :NA
(33) Name of priority country :NA
(86) International Application No :PCT/CN2011/083071
Filing Date :28/11/2011
(87) International Publication No :WO 2013/078598
(61) Patent of Addition to Application Number :NA
Filing Date :NA
(62) Divisional to Application Number :NA
Filing Date :NA

(71)**Name of Applicant :**
1)HUAWEI TECHNOLOGIES CO. LTD.
Address of Applicant :Huawei Administration Building Bantian Longgang Shenzhen Guangdong 518129 China
(72)**Name of Inventor :**
1)JI Jiagang

(57) Abstract :
Disclosed in an embodiment of the present invention are a mobile streaming media realizing method and system comprising: a small base station receives a request message transmitted by a terminal and forwards the request message to a streaming media source the request message carrying a stream identifier corresponding to the streaming media; then the small base station establishes an air interface broadcast physical channel and maps the air interface broadcast physical channel and the stream identifier; the small base station receives a streaming media data packet transmitted by the streaming media source and converts the streaming media data packet into a multicast packet; and lastly the small base station transmits the multicast packet to the terminal via the air interface broadcast physical channel so that the terminal can receive a plurality of streaming media programs a plurality of terminals can receive the same program at the same time and the terminal can dynamically set and freely switch the received programs thus saving communication resources improving frequency spectrum utilization ratio and providing more customized services for a user.

No. of Pages : 24 No. of Claims : 12

(12) PATENT APPLICATION PUBLICATION
(21) Application No.3388/CHENP/2014 A
(19) INDIA
(22) Date of filing of Application :05/05/2014
(43) Publication Date : 03/07/2015

(54) Title of the invention : CONTEXT REDUCTION FOR CONTEXT ADAPTIVE BINARY ARITHMETIC CODING

(51) International classification :H03M7/40,H04N7/30
(31) Priority Document No :61/557325
(32) Priority Date :08/11/2011
(33) Name of priority country :U.S.A.
(86) International Application No :PCT/US2012/059092
Filing Date :05/10/2012
(87) International Publication No :WO 2013/070353
(61) Patent of Addition to Application Number :NA
Filing Date :NA
(62) Divisional to Application Number :NA
Filing Date :NA

(71)**Name of Applicant :**
1)QUALCOMM INCORPORATED
Address of Applicant :Attn: International IP Administration 5775 Morehouse Drive San Diego CA 92121 1714 U.S.A.
(72)**Name of Inventor :**
1)CHIEN Wei Jung
2)SOLE ROJALS Joel
3)KARCZEWICZ Marta

(57) Abstract :
The method of FIG. 6 may be implemented by video encoder 20. Video encoder 20 may be configured to determine a first prediction type for a block of video data in a P slice (602) and to represent the first prediction type as a P slice prediction type syntax element (604). Video encoder 20 may be further configured to determine a second prediction type for a block of video data in a B slice (606) and to represent the second prediction type as a B slice prediction type syntax element (608). The P slice prediction type syntax element and the B slice prediction type syntax element specify a prediction mode and a partition type. The prediction mode may include one of inter prediction and intra prediction. The partition type may include one of symmetric partitions and asymmetric partitions. Video encoder 20 may be further configured to determine a P slice binarization for the P slice prediction type syntax element (610) and to determine a B slice binarization for the B slice prediction type syntax element wherein the P slice prediction type syntax element and the B slice prediction type syntax element are determined using the same binarization logic (612). Video encoder 20 may then encode the video data based on the binarizations of the P slice prediction type syntax element and the B slice prediction type syntax element (614).

No. of Pages : 66 No. of Claims : 40

(12) PATENT APPLICATION PUBLICATION
(19) INDIA
(22) Date of filing of Application :05/05/2014
(21) Application No.3389/CHENP/2014 A
(43) Publication Date : 03/07/2015

(54) Title of the invention : SYSTEMS AND METHODS FOR INTERACTIVE EXPERIENCES AND CONTROLLERS THEREFOR

(51) International classification :H04L12/28,G07F17/32,G09G5/00
(31) Priority Document No :61/545984
(32) Priority Date :11/10/2011
(33) Name of priority country :U.S.A.
(86) International Application No :PCT/CA2012/000938
Filing Date :11/10/2012
(87) International Publication No :WO 2013/053043
(61) Patent of Addition to Application Number :NA
Filing Date :NA
(62) Divisional to Application Number :NA
Filing Date :NA

(71)**Name of Applicant :**
1)TIMEPLAY ENTERTAINMENT CORPORATION
Address of Applicant :c/o The Rider Group 445 King Street West Suite 302 Toronto Ontario M5V 1K4 Canada
2)HUSSMAN Jonathan Ira
(72)**Name of Inventor :**
1)FUNG Elkin Ng
2)RACE John Andrew

(57) Abstract :
Methods and systems for providing an interactive experience to two or more participants located at one or more interactive nodes. The described systems include a coordination node and a plurality of interactive nodes. The interactive nodes may be a public node a private node or an individual node. At each node participants in interactive experiences are able to view a main or shared display and a personal or private display. The describe methods allow participants to use a plurality of participant devices at various interactive nodes to participate in coordinated interactive experiences. Each participant is able to view a main display that may be shared with other participants and a personal display that may be at least partially specific to the participant.

No. of Pages : 84 No. of Claims : 26

(12) PATENT APPLICATION PUBLICATION
(21) Application No.3287/CHENP/2014 A
(19) INDIA
(22) Date of filing of Application :01/05/2014
(43) Publication Date : 03/07/2015

(54) Title of the invention : CONTROL DEVICE FOR ALTERNATING CURRENT ROTATING MACHINE AND ELECTRIC POWER STEERING DEVICE EQUIPPED WITH CONTROL DEVICE FOR ALTERNATING CURRENT ROTATING MACHINE

(51) International classification :H02P27/06
(31) Priority Document No :NA
(32) Priority Date :NA
(33) Name of priority country :NA
(86) International Application No :PCT/JP2011/076520
Filing Date :17/11/2011
(87) International Publication No :WO 2013/073033
(61) Patent of Addition to Application Number :NA
Filing Date :NA
(62) Divisional to Application Number :NA
Filing Date :NA

(71)**Name of Applicant :**
1)Mitsubishi Electric Corporation
Address of Applicant :7 3 Marunouchi 2 chome Chiyoda ku Tokyo 1008310 Japan
(72)**Name of Inventor :**
1)KIMPARA Yoshihiko
2)HORI Yasuaki
3)IWANE Masashi
4)MORI Tatsuya
5)TAKATSUKA Yuji
6)SHIRAKI Mamoru

(57) Abstract :
A control device for an alternating current rotating machine said control device being equipped with: a voltage command calculation means (1) that calculates the command voltage on two axes of rotation; and a voltage application means (2) that applies voltage to an alternating current rotating machine (3) on the basis of the command voltage on the two axes of rotation that is output by the voltage command calculation means. The voltage command calculation means (1) calculates the command voltage of the first axis and the command voltage of the second axis of the two axes of rotation and reduces the limit value of the voltage command on the second axis in proportion to the square of the voltage command on the first axis.

No. of Pages : 56 No. of Claims : 6

(12) PATENT APPLICATION PUBLICATION
(21) Application No.3288/CHENP/2014 A
(19) INDIA
(22) Date of filing of Application :01/05/2014
(43) Publication Date : 03/07/2015

(54) Title of the invention : METHOD FOR DETERMINING/FACILITATING THE DETERMINATION OF PUCCH RESOURCE AND APPARATUS THEREOF

(51) International classification :H04W72/04,H04L5/00
(31) Priority Document No :201110348875.7
(32) Priority Date :07/11/2011
(33) Name of priority country :China
(86) International Application No :PCT/IB2012/002669
Filing Date :06/11/2012
(87) International Publication No :WO 2013/068841
(61) Patent of Addition to Application Number :NA
Filing Date :NA
(62) Divisional to Application Number :NA
Filing Date :NA

(71)**Name of Applicant :**
1)ALCATEL LUCENT
Address of Applicant :3 avenue Octave Grard F 75007 Paris France
(72)**Name of Inventor :**
1)SHE Feng
2)DENG Yun A.
3)YANG Hongwei SH

(57) Abstract :
The present invention discloses a method for determining a Physical Uplink Control Channel PUCCH resource for a user equipment and a corresponding user equipment and a method for facilitating the determination of a PUCCH resource for a user equipment and a corresponding base station wherein the PUCCH resource is used to transmit a Hybrid Automatic Repeat Request HARQ feed back (ACK or NACK) of the user eq u i pment with respect to its corresponding Physical Downlink Shared Channel PDSCH. In the present invention an index value for a Control Channel Element CCE scheduled for the user equipment in an Enhanced Physical Downlink Control Channel E PDCCH is firstly acquired and then based on the index value and a first parameter the PUCCH resource used to transmit the HARQ feedback of the user equipment with respect to its corresponding PDSCH is determined the first parameter representing a reference value that should be used when determining the PUCCH resource used to transmit the HARQ feedback of the user equipment with respect to its corresponding PDSCH if scheduling the CCE for the user equipment in the E PDCCH.

No. of Pages : 22 No. of Claims : 18

(12) PATENT APPLICATION PUBLICATION
(19) INDIA
(22) Date of filing of Application :05/05/2014
(21) Application No.3383/CHENP/2014 A
(43) Publication Date : 03/07/2015

(54) Title of the invention : AN INK COMPOSITION

(51) International classification :C09D11/00,C09D11/02,B41J2/175
(31) Priority Document No :NA
(32) Priority Date :NA
(33) Name of priority country :NA
(86) International Application No :PCT/US2011/066788
Filing Date :22/12/2011
(87) International Publication No :WO 2013/095497
(61) Patent of Addition to Application Number :NA
Filing Date :NA
(62) Divisional to Application Number :NA
Filing Date :NA

(71)**Name of Applicant :**
1)HEWLETT PACKARD DEVELOPMENT COMPANY L.P.
Address of Applicant :11445 Compaq Center Drive W. Houston Texas 77070 U.S.A.
(72)**Name of Inventor :**
1)VASUDEVAN Sundar
2)MCMANUS Richard J.
3)WICKRAMANAYAKE Palitha

(57) Abstract :
An ink composition includes a colorant a co solvent and an acid chosen from oleic acid linoleic acid undecanoic acid dodecanoic acid tridecanoic acid and combinations thereof. The ink composition further includes lithium and water. An anti evaporative layer forms during uncapped non use at an interface between air and the ink composition in an orifice of a nozzle thereby reducing evaporation of the water from the ink composition.

No. of Pages : 29 No. of Claims : 15

(12) PATENT APPLICATION PUBLICATION
(19) INDIA
(22) Date of filing of Application :05/05/2014
(21) Application No.3385/CHENP/2014 A
(43) Publication Date : 03/07/2015

(54) Title of the invention : FABRICATION OF POROUS SILICON ELECTROCHEMICAL CAPACITORS

(51) International classification :H01G4/005
(31) Priority Document No :NA
(32) Priority Date :NA
(33) Name of priority country :NA
(86) International Application No :PCT/US2011/067434
Filing Date :27/12/2011
(87) International Publication No :WO 2013/100916
(61) Patent of Addition to Application Number :NA
Filing Date :NA
(62) Divisional to Application Number :NA
Filing Date :NA

(71)**Name of Applicant :**
1)INTEL CORPORATION
Address of Applicant :2200 Mission College Boulevard MS: RNB 4 150 Santa Clara California 95052 U.S.A.
(72)**Name of Inventor :**
1)GARDNER Donald S.
2)PINT Cary L.
3)HOLZWARTH Charles W.
4)JIN Wei
5)CHEN Zhaohui
6)LIU Yang
7)HANNAH Eric C.
8)GUSTAFSON John L.

(57) Abstract :
Methods of forming microelectronic structures are described. Embodiments of those methods may include forming an electrochemical capacitor device by forming pores in low purity silicon materials. Various embodiments described herein enable the fabrication of high capacitive devices using low cost techniques.

No. of Pages : 33 No. of Claims : 71

(12) PATENT APPLICATION PUBLICATION
(21) Application No.3386/CHENP/2014 A
(19) INDIA
(22) Date of filing of Application :05/05/2014
(43) Publication Date : 03/07/2015

(54) Title of the invention : METHOD AND DEVICE FOR IMAGE CAPTURING APPLICATION SCREEN FOR USE IN MOBILE TERMINAL

(51) International classification :G06F9/46
(31) Priority Document No :201110329295.3
(32) Priority Date :26/10/2011
(33) Name of priority country :China
(86) International Application No :PCT/CN2012/083012
Filing Date :16/10/2012
(87) International Publication No :WO 2013/060245
(61) Patent of Addition to Application Number :NA
Filing Date :NA
(62) Divisional to Application Number :NA
Filing Date :NA

(71)**Name of Applicant :**
1)HUAWEI DEVICE CO. LTD.
Address of Applicant :Building B2 Huawei Industrial Base Bantian Longgang Shenzhen Guangdong 518129 China
(72)**Name of Inventor :**
1)WU Weibin

(57) Abstract :
Disclosed are a method and device for image capturing an application screen for use in a mobile terminal related to the field of mobile terminals. The method comprises: receiving a command used for shutting down a designated application screen (101); capturing a designated area of the designated application screen acquiring a screenshot of the designated area (102); saving the screenshot of the designated area and shutting down the designated application screen (103). The device comprises: a receiver module an image capturing module and a saving module. The present solution acquires the last real screenshot of an activity by image capturing the application screen before the activity of the application screen is shutdown and when an activity window is still visible this avoids a great memory footprint caused by image capturing after the application screen is shutdown improves image capturing efficiency and reduces memory footprint and the number of calls.

No. of Pages : 18 No. of Claims : 8

(12) PATENT APPLICATION PUBLICATION
(19) INDIA
(22) Date of filing of Application :01/05/2014
(21) Application No.3305/CHENP/2014 A
(43) Publication Date : 03/07/2015

(54) Title of the invention : SYSTEM AND METHOD FOR FEEDING METAL WIRES AT CONSTANT TENSION

(51) International classification :B65H59/16,B65H59/38,H01F41/06
(31) Priority Document No :MI2011A002414
(32) Priority Date :28/12/2011
(33) Name of priority country :Italy
(86) International Application No :PCT/IB2012/002795
Filing Date :21/12/2012
(87) International Publication No :WO 2013/098631
(61) Patent of Addition to Application Number :NA
Filing Date :NA
(62) Divisional to Application Number :NA
Filing Date :NA

(71)**Name of Applicant :**
1)BTSR INTERNATIONAL S.P.A.
Address of Applicant :Via Santa Rita snc I 21057 Olgiate Olona (Varese) Italy
(72)**Name of Inventor :**
1)BAREA Tiziano

(57) Abstract :
A system for supplying a metal wire (F) to a machine (100) by means of a wire supply device (1) the wire being supplied with a desired tension detected by a tension sensor (25) the supply device (1) having at least one rotary member (14 15) driven by an actuator thereof (16 17) on which the metal wire is wound for a fraction of rotation or several rotations and adapted to supply the wire to the machine with the predefined tension under the action of a control unit (18) there being provided means (50 60) for detecting at least one physical characteristic of the wire (F) arranged downstream of the supply device (1) and connected to said control unit (18) so as to provide to the latter the data regarding each detected physical characteristic said control unit (18) intervening on said rotary member (14 15) with the aim of adjusting the tension of the wire (F) for maintaining at least approximately around a reference value the characteristic of the wire (F) controlled. The latter is at least one dimensional and/or electrical characteristic.

No. of Pages : 21 No. of Claims : 15

(12) PATENT APPLICATION PUBLICATION
(19) INDIA
(22) Date of filing of Application :01/05/2014
(21) Application No.3306/CHENP/2014 A
(43) Publication Date : 03/07/2015

(54) Title of the invention : REFLECTOR ANTENNA INCLUDING DUAL BAND SPLASHPLATE SUPPORT

(51) International classification :H01Q13/20,H01Q19/19
(31) Priority Document No :11275137.5
(32) Priority Date :02/11/2011
(33) Name of priority country :EPO
(86) International Application No :PCT/EP2012/071513
Filing Date :30/10/2012
(87) International Publication No :WO 2013/064514
(61) Patent of Addition to Application Number :NA
Filing Date :NA
(62) Divisional to Application Number :NA
Filing Date :NA

(71)**Name of Applicant :**
1)ASTRIUM LIMITED
Address of Applicant :Gunnels Wood Road Stevenage Hertfordshire SG1 2AS U.K.
(72)**Name of Inventor :**
1)ROBERTS Richard William

(57) Abstract :
A reflector antenna includes a dual band waveguide feed and a splashplate support arranged to define a space between the waveguide feed aperture and the splashplate. The dual band waveguide feed is configured to receive an input signal in a first transmission mode the input signal including a plurality of frequencies arranged into upper and lower frequency bands and includes means for converting a transmission mode of the upper frequency band from a first transmission mode to a mixed transmission mode including the first transmission mode and a second transmission mode. The supporting portion can be spaced apart from the aperture of the waveguide feed and may have a thickness corresponding to half a wavelength of a beam emitted from the aperture. The shape of the supporting portion may preferably correspond to a shape of the beam wavefront after it has been reflected from the splashplate. A satellite including the reflector antenna is also disclosed.

No. of Pages : 31 No. of Claims : 15

(12) PATENT APPLICATION PUBLICATION
(21) Application No.3393/CHENP/2014 A
(19) INDIA
(22) Date of filing of Application :06/05/2014
(43) Publication Date : 03/07/2015

(54) Title of the invention : ELECTROLYTIC CELL IN PARTICULAR FOR PRODUCING ALUMINUM HAVING A TUB SHAPED CATHODE

(51) International classification :C25C3/08
(31) Priority Document No :10 2011 086 040.1
(32) Priority Date :09/11/2011
(33) Name of priority country :Germany
(86) International Application No :PCT/EP2012/072170
Filing Date :08/11/2012
(87) International Publication No :WO 2013/068485
(61) Patent of Addition to Application Number :NA
Filing Date :NA
(62) Divisional to Application Number :NA
Filing Date :NA

(71)**Name of Applicant :**
1)SGL CARBON SE
Address of Applicant :Shnleinstr. 8 65201 Wiesbaden Germany
(72)**Name of Inventor :**
1)FROMMELT Thomas
2)RASHIDI Arash

(57) Abstract :
The invention relates to an electrolytic cell which is suitable in particular for producing aluminum comprises a cathode a layer of liquid aluminum arranged on the top side of the cathode a melt layer on top thereof an anode above the melt layer at least one and preferably at least two bus bars that contact the cathode from the bottom side of the cathode in a current supplying manner and at least one external current supply wherein each of the at least one external current supply is connected in an electrically conductive manner to at least one respective and preferably at least two respective bus bars at a respective connection point wherein the top side of the cathode is tub shaped as viewed in the cross section of the cathode wherein the tube has two edge regions and a bottom region which is arranged between the edge regions and lowered relative to the edge regions as viewed in the width direction of the cathode wherein a respective side wall region is provided between each edge region and the bottom region which side wall region connects the respective edge region and the bottom region wherein i) the width of at least one of the bottom region and the edge regions varies over the length of the cathode and/or ii) the height of the top side of the cathode determined from the bottom side of the cathode varies over the length of the cathode.

No. of Pages : 42 No. of Claims : 18

(12) PATENT APPLICATION PUBLICATION
(21) Application No.3322/CHENP/2014 A
(19) INDIA
(22) Date of filing of Application :01/05/2014
(43) Publication Date : 03/07/2015

(54) Title of the invention : AUTOMATIC TAG GENERATION BASED ON IMAGE CONTENT

(51) International classification :G06K9/18,G06K7/10
(31) Priority Document No :13/298310
(32) Priority Date :17/11/2011
(33) Name of priority country :U.S.A.
(86) International Application No :PCT/US2012/065467
Filing Date :16/11/2012
(87) International Publication No :WO 2013/074895
(61) Patent of Addition to Application Number :NA
Filing Date :NA
(62) Divisional to Application Number :NA
Filing Date :NA

(71)**Name of Applicant :**
1)MICROSOFT CORPORATION
Address of Applicant :One Microsoft Way Redmond Washington 98052 6399 U.S.A.
(72)**Name of Inventor :**
1)MIRANDA STEINER Jose Emmanuel

(57) Abstract :
Automatic extraction of data from and tagging of a photo (or video) having an image of identifiable objects is provided. A combination of image recognition and extracted metadata including geographical and date/time information is used to find and recognize objects in a photo or video. Upon finding a matching identifier for a recognized object the photo or video is automatically tagged with one or more keywords associated with and corresponding to the recognized objects.

No. of Pages : 25 No. of Claims : 10

(12) PATENT APPLICATION PUBLICATION
(21) Application No.3416/CHE/2012 A
(19) INDIA
(22) Date of filing of Application :20/08/2012
(43) Publication Date : 03/07/2015

(54) Title of the invention : MULTI-SIZE CONTAINER HOLDER

(51) International classification	:B65D5/00	(71)**Name of Applicant :**
(31) Priority Document No	:NA	**1)NISSAN MOTOR CO. LTD.**
(32) Priority Date	:NA	Address of Applicant :2 Takara-cho Kanagawa-ku
(33) Name of priority country	:NA	Yokohama-shi Kanagawa 2210023 Japan
(86) International Application No	:NA	(72)**Name of Inventor :**
Filing Date	:NA	**1)Ukey Rajeev**
(87) International Publication No	: NA	**2)Gopinath Prakash**
(61) Patent of Addition to Application Number	:NA	
Filing Date	:NA	
(62) Divisional to Application Number	:NA	
Filing Date	:NA	

(57) Abstract :
A multi-size container holder for holding containers of different sizes is described. The multi-size container holder (100) comprises a housing (102) and a plurality of flaps for holding a container in the housing (102). The plurality of flaps comprises at least a first flap (104-1) and a second flap (104-2). The first flap (104-1) and the second flap (104-2) are movable in a substantially vertical plane and about a substantially horizontal axis. The first flap (104-1) and the second flap (104-2) are coupled a first biasing element (206-1) and a second biasing element (206-2) respectively. The first flap (104-1) and the second flap (104-2) move from an open state to a closed state by the container in the housing (102) to bias the respective biasing elements.

No. of Pages : 29 No. of Claims : 15

(12) PATENT APPLICATION PUBLICATION
(19) INDIA
(22) Date of filing of Application :20/08/2012
(21) Application No.3417/CHE/2012 A
(43) Publication Date : 03/07/2015

(54) Title of the invention : LITHIUM ION POLYMER BATTERY

(51) International classification :H01M4/00
(31) Priority Document No :NA
(32) Priority Date :NA
(33) Name of priority country :NA
(86) International Application No :NA
Filing Date :NA
(87) International Publication No : NA
(61) Patent of Addition to Application Number :NA
Filing Date :NA
(62) Divisional to Application Number :NA
Filing Date :NA

(71)**Name of Applicant :**
1)NISSAN MOTOR CO. LTD.
Address of Applicant :2 Takara-cho Kanagawa-ku Yokohama-shi Kanagawa 2210023 Japan
(72)**Name of Inventor :**
1)NAMBIYUR THANGAVEL Kalyana Sundaram

(57) Abstract :
The present subject matter relates to an electrochemical cell (100) for a lithium ion polymer battery (200). The electrochemical cell (100) includes a cathode (102) having at least a first wing (116) and a second wing (118), an anode (104) having at least a first wing (120) and a second wing (122), where one of the first wing (116) and the second wing (118) of the cathode (102) is interposed between the first wing (120) and the second wing (122) of the anode, and a polymer separator (106) disposed between the cathode (102) and the anode (104), where the polymer separator (106) has at least one peak (124, 128) and a trough (126).

No. of Pages : 17 No. of Claims : 12

(12) PATENT APPLICATION PUBLICATION
(19) INDIA
(22) Date of filing of Application :20/08/2012
(21) Application No.3418/CHE/2012 A
(43) Publication Date : 03/07/2015

(54) Title of the invention : LITHIUM ION BATTERY WITH POROUS SEPARATOR

(51) International classification :H01M10/00
(31) Priority Document No :NA
(32) Priority Date :NA
(33) Name of priority country :NA
(86) International Application No :NA
Filing Date :NA
(87) International Publication No : NA
(61) Patent of Addition to Application Number :NA
Filing Date :NA
(62) Divisional to Application Number :NA
Filing Date :NA

(71)**Name of Applicant :**
1)NISSAN MOTOR CO. LTD.
Address of Applicant :2 Takara-cho Kanagawa-ku Yokohama-shi Kanagawa 2210023 Japan
(72)**Name of Inventor :**
1)NAMBIYUR THANGAVEL Kalyana Sundaram

(57) Abstract :
The present subject matter relates to an electrochemical cell (100) for a lithium ion battery (200). The electrochemical cell (100) includes a cathode (102) having a first wing (116), a second wing (118), and at least one positive lead (128). The electrochemical cell (100) further includes an anode (104) having a first wing (120), a second wing (122), and at least one negative lead (130), where one of the first wing (116) and the second wing (118) of the cathode (102) is interposed between the first wing (120) and the second wing (122) of the anode (104), and where the at least one positive lead (128) and the at least one negative lead (130) are located on opposite sides of the electrochemical cell (100). The electrochemical cell (100) also includes a porous separator (106) disposed between the cathode (102) and the anode (104), where the porous separator (106) includes a plurality of separator sheets.

No. of Pages : 19 No. of Claims : 11

(12) PATENT APPLICATION PUBLICATION
(21) Application No.3418/CHENP/2014 A
(19) INDIA
(22) Date of filing of Application :06/05/2014
(43) Publication Date : 03/07/2015

(54) Title of the invention : MODULAR REFRIGERATED MERCHANDISE DISPLAY SYSTEM

(51) International classification :A47F3/04
(31) Priority Document No :13/292166
(32) Priority Date :09/11/2011
(33) Name of priority country :U.S.A.
(86) International Application No :PCT/US2012/064279
Filing Date :09/11/2012
(87) International Publication No :WO 2013/071002
(61) Patent of Addition to Application Number :NA
Filing Date :NA
(62) Divisional to Application Number :NA
Filing Date :NA

(71)**Name of Applicant :**
1)PEPSICO INC.
Address of Applicant :700 Anderson Hill Road Purchase New York 10577 U.S.A.
(72)**Name of Inventor :**
1)JAFA Emad

(57) Abstract :
A method of transporting and assembling components of a merchandise display system having one or more display units. The components of the merchandise display system may be shipped to and received at a merchandising location and may lay flat and stack on top of each other during transportation. The components of the merchandise display system may be assembled at the merchandising location. One or more of the components may be pre assembled and shipped to and received at the merchandising location to be assembled with the remaining components of the merchandising display system. The merchandise display system may include a base unit having a refrigeration unit that cools one or more display units. The refrigeration unit may be removable from the base unit. The one or more display units may attach to another display unit or a base unit. The display units may be stackable on top of one another. The display units may also be configured to attach to the base unit. The one or more display units may include a plurality of shelves and one or more doors which allow access to display units.

No. of Pages : 28 No. of Claims : 20

(12) PATENT APPLICATION PUBLICATION
(19) INDIA
(22) Date of filing of Application :25/04/2014
(21) Application No.3151/CHENP/2014 A
(43) Publication Date : 03/07/2015

(54) Title of the invention : MEDICAMENT DELIVERY DEVICE

(51) International classification :A61M5/315
(31) Priority Document No :61/547917
(32) Priority Date :17/10/2011
(33) Name of priority country :U.S.A.
(86) International Application No :PCT/SE2012/051057
Filing Date :04/10/2012
(87) International Publication No :WO 2013/058698
(61) Patent of Addition to Application Number :NA
Filing Date :NA
(62) Divisional to Application Number :NA
Filing Date :NA

(71)**Name of Applicant :**
1)SHL GROUP AB
Address of Applicant :Box 1240 Augustendalsvgen 19 S 131 28 Nacka Strand Sweden
(72)**Name of Inventor :**
1)WIESELBLAD Anders

(57) Abstract :
A medicament delivery device includes a body having a proximal end and a distal end in turn comprising a distal housing part (10) and a medicament container holder (80) adapted to receive a medicament container; a dose setting drum (40) for setting a dose when rotated in a first direction and for delivering a dose when rotated in a second direction and a hollow drive drum sleeve (30) selectively operably connectable to a hollow piston plunger (20) for delivering a dose.

No. of Pages : 39 No. of Claims : 30

(12) PATENT APPLICATION PUBLICATION
(19) INDIA
(22) Date of filing of Application :29/04/2014
(21) Application No.3237/CHENP/2014 A
(43) Publication Date : 03/07/2015

(54) Title of the invention : FORMING OF A ONE PIECE TRANSPARENT TIMEPIECE COMPONENT

(51) International classification :G04B29/02,B29C33/40
(31) Priority Document No :11183805.8
(32) Priority Date :04/10/2011
(33) Name of priority country :EPO
(86) International Application No :PCT/EP2012/069473
Filing Date :02/10/2012
(87) International Publication No :WO 2013/050374
(61) Patent of Addition to Application Number :NA
Filing Date :NA
(62) Divisional to Application Number :NA
Filing Date :NA

(71)**Name of Applicant :**
1)ETA SA MANUFACTURE HORLOGˆRE SUISSE
Address of Applicant :Schild Rust Strasse 17 CH 2540 Grenchen Switzerland
(72)**Name of Inventor :**
1)POFFET Christian
2)GAECHTER Philipp
3)TINGUELY Xavier

(57) Abstract :
The invention relates to a method for forming a transparent timepiece component (1) comprising upper (2) and lower (3) surfaces in which: a polymerisable transparent material (5) is selected; a flexible female mould (9) is applied to a plate (15) wherein one contact surface (10) of the mould is the negative of the above mentioned lower surface (3) and is bordered by a rim (11) said mould (9) comprising a capillary network (14); a cavity (17) is formed by means of the sealed abutment of the rim (11) against a plate (6) of which one contact surface (7) is the negative of the above mentioned upper surface (2); the cavity (17) is filled with material (5) that is injected through the capillary network (14); the material (5) is polymerised in order to obtain a rigid component (1); and the component (1) is detached from the plates by deforming the flexible mould (9). Hardness is enhanced by insulating the component (1) against UV.

No. of Pages : 20 No. of Claims : 13

(12) PATENT APPLICATION PUBLICATION
(19) INDIA
(22) Date of filing of Application :29/04/2014
(21) Application No.3238/CHENP/2014 A
(43) Publication Date : 03/07/2015

(54) Title of the invention : PARAFFIN WAX

(51) International classification :C10G2/00,C07C9/14,C07C9/22
(31) Priority Document No :11187378.2
(32) Priority Date :01/11/2011
(33) Name of priority country :EPO
(86) International Application No :PCT/EP2012/071564
Filing Date :31/10/2012
(87) International Publication No :WO 2013/064539
(61) Patent of Addition to Application Number :NA
Filing Date :NA
(62) Divisional to Application Number :NA
Filing Date :NA

(71)**Name of Applicant :**
1)SHELL INTERNATIONALE RESEARCH MAATSCHAPPIJ B.V.
Address of Applicant :Carel van Bylandtlaan 30 NL 2596 HR The Hague Netherlands
2)SHELL OIL COMPANY
(72)**Name of Inventor :**
1)POUW Arl¨ne Marcellina
2)ROTS Pascal Edzo Armin
3)ROOVERS Antonius Adrianus Maria
4)KUEH Lip Piang
5)SIETSMA Jelle Rudolf Anne
6)TEO JIN LI Iris

(57) Abstract :
The present invention provides a Fischer Tropsch derived paraffin wax comprising paraffins having from 9 to 24 carbon atoms. In another aspect the present invention provides a thermal energy storage material comprising a Fischer Tropsch derived paraffin wax comprising paraffins having from 9 to 24 carbon atoms which Fischer Tropsch derived paraffin wax has a melting point in the range of 15 to 40°C.

No. of Pages : 19 No. of Claims : 14

(12) PATENT APPLICATION PUBLICATION
(21) Application No.3330/CHENP/2014 A
(19) INDIA
(22) Date of filing of Application :02/05/2014
(43) Publication Date : 03/07/2015

(54) Title of the invention : ELECTRONIC DEVICE STATE DETECTION FOR ZERO POWER CHARGER CONTROL SYSTEMS AND METHODS

(51) International classification :H02J7/00,H02J9/00
(31) Priority Document No :61/556577
(32) Priority Date :07/11/2011
(33) Name of priority country :U.S.A.
(86) International Application No :PCT/US2012/063695
Filing Date :06/11/2012
(87) International Publication No :WO 2013/070595
(61) Patent of Addition to Application Number :NA
Filing Date :NA
(62) Divisional to Application Number :NA
Filing Date :NA

(71)**Name of Applicant :**
1)COOPER TECHNOLOGIES COMPANY
Address of Applicant :600 Travis Suite 5600 Houston Texas 77002 U.S.A.
(72)**Name of Inventor :**
1)DOLJACK Frank Anthony

(57) Abstract :
A charger appliance configured to determine a no load disconnected state from an electronic device having a rechargeable battery and configured to determine a connected state of the charger with an electronic device in which recharging power may be supplied through the charger to the electronic device. Automatic connection and disconnection of a mains power supply is made depending on the detected state of the charger to avoid wasteful energy consumption in a no load state. State detection may be determined by monitoring a voltage on one or more signal lines associated with the electronic device.

No. of Pages : 50 No. of Claims : 30

(12) PATENT APPLICATION PUBLICATION
(19) INDIA
(22) Date of filing of Application :06/05/2014
(21) Application No.3425/CHENP/2014 A
(43) Publication Date : 03/07/2015

(54) Title of the invention : OBJECT TRACKING AND STEER MANEUVERS FOR MATERIALSHANDLING VEHICLES

(51) International classification :G05D1/02,B66F9/06,B66F9/075
(31) Priority Document No :13/033,169
(32) Priority Date :23/02/2011
(33) Name of priority country :U.S.A.
(86) International Application No :PCT/US2012/025849
Filing Date :21/02/2012
(87) International Publication No : NA
(61) Patent of Addition to Application Number :NA
Filing Date :NA
(62) Divisional to Application Number :6446/CHENP/2013
Filed on :21/02/2012

(71)**Name of Applicant :**
1)Crown Equipment Corporation
Address of Applicant :of a Corporation of the State of Ohio, 40 South Washington Street, New Bremen, Ohio 45869, USA
(72)**Name of Inventor :**
1)CASTANEDA, Anthony, T.
2)McCROSKEY, William, W
3)SCHLOEMER, James F.
4)SCHUMACHER, Mark, E.
5)SIEFRING, Vernon W.
6)WELLMAN, Timothy, A.

(57) Abstract :
A materials handling vehicle automatically implements steer maneuvers when objects enter one or more zones proximate the vehicle, wherein the zones are monitored by a controller associated with the vehicle. The controller tracks objects in the zones via sensor data obtained from at least one obstacle sensor located on the vehicle and via dead reckoning. The objects are tracked by the controller until they are no longer in an environment proximate the vehicle. Different zones result in different steer maneuvers being implemented by the controller.

No. of Pages : 70 No. of Claims : 28

(12) PATENT APPLICATION PUBLICATION
(21) Application No.3421/CHENP/2014 A
(19) INDIA
(22) Date of filing of Application :06/05/2014
(43) Publication Date : 03/07/2015

(54) Title of the invention : INSULATING GLAZING HAVING A HIGH LIGHT TRANSMISSION COEFFICIENT

(51) International classification :C03C17/36
(31) Priority Document No :1159478
(32) Priority Date :20/10/2011
(33) Name of priority country :France
(86) International Application No :PCT/FR2012/052362
Filing Date :17/10/2012
(87) International Publication No :WO 2013/057424
(61) Patent of Addition to Application Number :NA
Filing Date :NA
(62) Divisional to Application Number :NA
Filing Date :NA

(71)**Name of Applicant :**
1)SAINT GOBAIN GLASS FRANCE
Address of Applicant :18 avenue dAlsace F 92400 Courbevoie France
(72)**Name of Inventor :**
1)PALACIOS LALOY Agustin
2)SANDRE CHARDONNAL Etienne

(57) Abstract :
The invention relates to transparent single glazing formed by a sheet of glass provided with a coating consisting of a stack of thin layers acting on solar radiation such that the glazing has a light transmission coefficient greater than or equal to 48% and a heat transmission coefficient (U) less than or equal to 5 W/m/K in particular after a heat treatment such as quenching. The glazing is characterised in that the aforementioned coating comprises starting from the surface of the substrate: an underlayer consisting essentially of a nitride or oxynitride of aluminium and/or silicon having a physical thickness of between 30 and 60 nm; a functional layer of niobium (Nb) having a physical thickness of between approximately 6 Nm and approximately 7 Nm; and an overlayer for protecting the functional layer in relation to the external environment said overlayer formed by either a single layer consisting essentially of silicon nitride or by an assembly comprising the stacking of a layer essentially of silicon nitride and a layer of an oxide chosen from silicon oxide and titanium oxide the total optical thickness of said overlayer being between 80 and 110 Nm.

No. of Pages : 24 No. of Claims : 11

(12) PATENT APPLICATION PUBLICATION
(19) INDIA
(22) Date of filing of Application :06/05/2014
(21) Application No.3422/CHENP/2014 A
(43) Publication Date : 03/07/2015

(54) Title of the invention : LIGHT SIGNALING GLAZING FOR A VEHICLE

(51) International classification :B60J1/08,B32B17/10
(31) Priority Document No :1160053
(32) Priority Date :07/11/2011
(33) Name of priority country :France
(86) International Application No :PCT/FR2012/052524
Filing Date :31/10/2012
(87) International Publication No :WO 2013/068678
(61) Patent of Addition to Application Number :NA
Filing Date :NA
(62) Divisional to Application Number :NA
Filing Date :NA

(71)**Name of Applicant :**
1)SAINT GOBAIN GLASS FRANCE
Address of Applicant :18 Avenue dAlsace F 92400 Courbevoie France
(72)**Name of Inventor :**
1)MASSAULT Laeticia
2)VERRAT DEBAILLEUL Ad¨le
3)BAUERLE Pascal
4)MILHE POUTINGON Sophie

(57) Abstract :
The invention relates to a light signaling glazing for a vehicle including a first transparent sheet (1) that is made of mineral glass and has a first main surface (11) to face the exterior of the vehicle a second main surface (12) to face the interior of the vehicle and a side surface (13) one or more light sources (4) preferably light emitting diodes each of which has a light emitting surface (41) opposite the side surface (13) such that the light emitted by the light sources is guided into the first sheet (1) between the first and second main surfaces thereof and a light extraction means (5) in at least one area of the first main surface (11) or the second main surface (12) of the first sheet or within the thickness of the first sheet (1) characterized in that the glazing further includes an opaque layer (6) which consists of ink or enamel and is in contact with at least one of the main surfaces of the sheet or one of the sheets of the glazing said opaque layer being situated towards the interior of the vehicle relative to the extraction means (5) and completely masking the light extraction means (5) so as to render same invisible from the interior of the vehicle.

No. of Pages : 19 No. of Claims : 15

(12) PATENT APPLICATION PUBLICATION
(21) Application No.3423/CHENP/2014 A
(19) INDIA
(22) Date of filing of Application :06/05/2014
(43) Publication Date : 03/07/2015

(54) Title of the invention : METHOD AND SYSTEM FOR MULTI SCALE ANATOMICAL AND FUNCTIONAL MODELING OF CORONARY CIRCULATION

(51) International classification :G06F19/00
(31) Priority Document No :61/557935
(32) Priority Date :10/11/2011
(33) Name of priority country :U.S.A.
(86) International Application No :PCT/US2012/064604
Filing Date :12/11/2012
(87) International Publication No :WO 2013/071219
(61) Patent of Addition to Application Number :NA
Filing Date :NA
(62) Divisional to Application Number :NA
Filing Date :NA

(71)**Name of Applicant :**
1)SIEMENS CORPORATION
Address of Applicant :170 Wood Avenue South Iselin New Jersey 08830 U.S.A.
(72)**Name of Inventor :**
1)SHARMA Puneet
2)ITU Lucian Mihai
3)GEORGESCU Bogdan
4)MIHALEF Viorel
5)KAMEN Ali
6)COMANICIU Dorin

(57) Abstract :
A method and system for multi scale anatomical and functional modeling of coronary circulation is disclosed. A patient specific anatomical model of coronary arteries and the heart is generated from medical image data of a patient. A multi scale functional model of coronary circulation is generated based on the patient specific anatomical model. Blood flow is simulated in at least one stenosis region of at least one coronary artery using the multi scale function model of coronary circulation. Hemodynamic quantities such as fractional flow reserve (FFR) are computed to determine a functional assessment of the stenosis and virtual intervention simulations are performed using the multi scale function model of coronary circulation for decision support and intervention planning.

No. of Pages : 41 No. of Claims : 40

(12) PATENT APPLICATION PUBLICATION
(21) Application No.3331/CHENP/2014 A
(19) INDIA
(22) Date of filing of Application :02/05/2014
(43) Publication Date : 03/07/2015

(54) Title of the invention : EMBEDDED MEMORY AND DEDICATED PROCESSOR STRUCTURE WITHIN AN INTEGRATED CIRCUIT

(51) International classification :H03K19/177
(31) Priority Document No :13/291975
(32) Priority Date :08/11/2011
(33) Name of priority country :U.S.A.
(86) International Application No :PCT/US2012/051497
Filing Date :17/08/2012
(87) International Publication No :WO 2013/070297
(61) Patent of Addition to Application Number :NA
Filing Date :NA
(62) Divisional to Application Number :NA
Filing Date :NA

(71)**Name of Applicant :**
1)XILINX INC.
Address of Applicant :Attn: Legal Dept. 2100 Logic Drive San Jose CA 95124 U.S.A.
(72)**Name of Inventor :**
1)NEELY Christopher E.
2)BREBNER Gordon J.

(57) Abstract :
An integrated circuit can include a programmable circuitry (270) operable according to a first clock frequency and a memory block (205). The memory block can include a memory element (210) having at least one data port and a memory processor (215) coupled to the data port of the memory element and to the programmable circuitry. The memory processor can be operable according to a second clock frequency that is higher than the first clock frequency. Further the memory processor can be hardwired and dedicated to perform operations in the memory element of the memory block.

No. of Pages : 49 No. of Claims : 15

(12) PATENT APPLICATION PUBLICATION
(19) INDIA
(22) Date of filing of Application :02/05/2014
(21) Application No.3332/CHENP/2014 A
(43) Publication Date : 03/07/2015

(54) Title of the invention : COIL ACTUATOR FOR A SWITCHING DEVICE AND RELATED SWITCHING DEVICE

(51) International classification :H01H83/12
(31) Priority Document No :11184067.4
(32) Priority Date :06/10/2011
(33) Name of priority country :EPO
(86) International Application No :PCT/EP2012/067448
Filing Date :06/09/2012
(87) International Publication No :WO 2013/050213
(61) Patent of Addition to Application Number :NA
Filing Date :NA
(62) Divisional to Application Number :NA
Filing Date :NA

(71)**Name of Applicant :**
1)ABB TECHNOLOGY AG
Address of Applicant :Affolternstrasse 44 CH 8050 Zurich Switzerland
(72)**Name of Inventor :**
1)MANNINO Fabio
2)DE NATALE Gabriele Valentino

(57) Abstract :
A coil actuator for an associated switching device which can be actuated during its operation from an open position to a closed position so as to allow a current flowing therethrough and from the closed position to the open position so as to interrupt such current flowing. The coil actuator comprising: a coil electromagnet arranged to move between a rest position and an actuating position wherein the movement from the rest position to the actuating position is suitable to cause the actuation of the switching device; electronic means arranged to count an operation time which is indicative of the duration of the actuation of the switching device.

No. of Pages : 31 No. of Claims : 19

(12) PATENT APPLICATION PUBLICATION
(19) INDIA
(22) Date of filing of Application :02/05/2014
(21) Application No.3333/CHENP/2014 A
(43) Publication Date : 03/07/2015

(54) Title of the invention : TREATMENT OF OBESITY AND OBESITY RELATED DISORDERS BY PHARMACOLOGICAL TARGETING OF KV1.3 POTASSIUM CHANNELS

(51) International classification	:A61K48/00,A61K38/17,A61K38/16
(31) Priority Document No	:61/542751
(32) Priority Date	:03/10/2011
(33) Name of priority country	:U.S.A.
(86) International Application No	:PCT/US2012/058495
Filing Date	:02/10/2012
(87) International Publication No	:WO 2013/052507
(61) Patent of Addition to Application Number	:NA
Filing Date	:NA
(62) Divisional to Application Number	:NA
Filing Date	:NA

(71)**Name of Applicant :**
1)THE REGENTS OF THE UNIVERSITY OF CALIFORNIA
Address of Applicant :1111 Franklin Street 11th Floor Oakland CA 94607 U.S.A.
2)KINETA ONE LLC
(72)**Name of Inventor :**
1)CHANDY George K.
2)UPADHAYAY Sanjeev Kumar
3)WANG Ping H.
4)CORSI Paolo Sassone
5)MAHAN Kristin Lynn Eckel
6)IADONATO Shawn
7)MUKERGEE Joseph
8)MIRBOLOOKI Reza M.

(57) Abstract :
Activation of brown adipose tissue treatment of obesity and/or treatment of obesity related disorders in human or non human animal subjects by administering to the subject a potassium channel inhibiting agent. The potassium channel inhibiting agent may comprise ShK toxin or a modified ShK toxin. Examples of modified ShK toxins include ShK 186.

No. of Pages : 42 No. of Claims : 48

(12) PATENT APPLICATION PUBLICATION
(19) INDIA
(22) Date of filing of Application :02/05/2014
(21) Application No.3334/CHENP/2014 A
(43) Publication Date : 03/07/2015

(54) Title of the invention : CROSSLINKABLE COMPOSITION CROSSLINKABLE BY REAL MICHAEL ADDITION (RMA) REACTION

(51) International classification :C08J3/00
(31) Priority Document No :11184426.2
(32) Priority Date :07/10/2011
(33) Name of priority country :EPO
(86) International Application No :PCT/EP2012/069905
Filing Date :08/10/2012
(87) International Publication No :WO 2013/050623
(61) Patent of Addition to Application Number :NA
Filing Date :NA
(62) Divisional to Application Number :NA
Filing Date :NA

(71)**Name of Applicant :**
1)NUPLEX RESINS B.V.
Address of Applicant :Synthesebaan 1 NL 4612 RB Bergen Op Zoom Netherlands
(72)**Name of Inventor :**
1)BRINKHUIS Richard Hendrikus Gerrit
2)BUSER Antonius Johannes Wilhelmus
3)ELFRINK Petrus Johannes Maria David
4)THYS Ferry Ludovicus
5)DE WOLF Elwin Aloysius Cornelius Adrianus

(57) Abstract :
The invention relates to a crosslinkable composition comprising a component A with at least 2 acidic protons C H in activated methylene or methine groups (the RMA donor group) and a component B with at least 2 activated unsaturated groups (the RMA acceptor group) and a catalyst system C that contains or is able to generate a basic catalyst capable of activating the RMA reaction between components A and B characterised in that the crosslinkable composition further comprises an X H group containing component D that is also a Michael addition donor reactable with component B under the action of catalyst C wherein X is N P O S or wherein X is C as part of an acidic methyl (CH3) group. The invention further relates to the use of component D and of catalyst additive mixtures for the manufacture of RMA crosslinkable composition having improved surface appearance.

No. of Pages : 38 No. of Claims : 30

(12) PATENT APPLICATION PUBLICATION
(19) INDIA
(22) Date of filing of Application :06/05/2014
(21) Application No.3429/CHENP/2014 A
(43) Publication Date : 03/07/2015

(54) Title of the invention : PACKET ORDERING BASED ON DELIVERY ROUTE CHANGES

(51) International classification	:H04W36/02,H04L12/707,H04L12/801
(31) Priority Document No	:13/288313
(32) Priority Date	:03/11/2011
(33) Name of priority country	:U.S.A.
(86) International Application No	:PCT/US2012/063425
Filing Date	:02/11/2012
(87) International Publication No	:WO 2013/067433
(61) Patent of Addition to Application Number	:NA
Filing Date	:NA
(62) Divisional to Application Number	:NA
Filing Date	:NA

(71)**Name of Applicant :**
1)QUALCOMM INCORPORATED
Address of Applicant :ATTN: International IP Administration 5775 Morehouse Drive San Diego California 92121 1714 U.S.A.
(72)**Name of Inventor :**
1)SCHRUM JR. Sidney B.
2)NEWMAN Richard Ernest

(57) Abstract :
A hybrid network device can implement functionality to detect a change in a packet route associated with one or more packets sharing a common route and to manage out of order packet arrival. In a hybrid communication network a first network device can communicate with a second network device via a plurality of packet routes. The first network device can detect one or more route change indicators that are indicative of a change in a packet route between the first network device and the second network device from a first packet route to a second packet route based at least in part on a plurality of packets received from the second network device. Based on the route change indicators it may be determined whether the plurality of packets were received according to a predetermined order and if the plurality of packets should be re ordered based on the predetermined order.

No. of Pages : 62 No. of Claims : 36

(12) PATENT APPLICATION PUBLICATION
(19) INDIA
(22) Date of filing of Application :25/04/2014
(21) Application No.3159/CHENP/2014 A
(43) Publication Date : 03/07/2015

(54) Title of the invention : PROTEIN KINASE INHIBITORS

(51) International classification	:C07D401/14,C07D403/04,C07D413/04
(31) Priority Document No	:1306/KOL/2011
(32) Priority Date	:10/10/2011
(33) Name of priority country	:India
(86) International Application No	:PCT/FI2012/000040
Filing Date	:09/10/2012
(87) International Publication No	:WO 2013/053983
(61) Patent of Addition to Application Number	:NA
Filing Date	:NA
(62) Divisional to Application Number	:NA
Filing Date	:NA

(71)**Name of Applicant :**
1)ORION CORPORATION
Address of Applicant :Orionintie 1 FI 02200 Espoo Finland
(72)**Name of Inventor :**
1)LINNANEN Tero
2)WOHLFAHRT Gerd
3)NANDURI Srinivas
4)UJJINAMATADA Ravi
5)RAJAGOPALAN Srinivasan
6)MUKHERJEE Subhendu

(57) Abstract :
A compound of formula (I) wherein R R G B M and Z are as defined in the claims and pharmaceutically acceptable salts thereof are disclosed. The compounds of formula (I) possess utility as FGFR inhibitors and are useful in the treatment of a condition where FGFR kinase inhibition is desired such as cancer.

No. of Pages : 289 No. of Claims : 18

(12) PATENT APPLICATION PUBLICATION
(19) INDIA
(22) Date of filing of Application :29/04/2014
(21) Application No.3241/CHENP/2014 A
(43) Publication Date : 03/07/2015

(54) Title of the invention : ELECTROCHEMICAL ASSAY

(51) International classification :G01N33/543,G01N33/553,C12Q1/68
(31) Priority Document No :1118293.8
(32) Priority Date :24/10/2011
(33) Name of priority country :U.K.
(86) International Application No :PCT/GB2012/052615
Filing Date :22/10/2012
(87) International Publication No :WO 2013/061041
(61) Patent of Addition to Application Number :NA
Filing Date :NA
(62) Divisional to Application Number :NA
Filing Date :NA

(71)**Name of Applicant :**
1)THE SECRETARY OF STATE FOR BUSINESS INNOVATION & SKILLS OF HER MAJESTYS BRITANNIC GOVERMENT
Address of Applicant :1 Victoria Street London Greater London SW1 0ET U.K.
(72)**Name of Inventor :**
1)PORTER Robert Andrew

(57) Abstract :
An electrochemical assay uses paramagnetic particles (10) including a coating of electroactive material (12) in order to detect or measure an analyte (30) of interest. The analyte is brought within the vicinity of an electrode (42) along with the coated paramagnetic particles (10). Application of a potential converts the electroactive coating (12) on the paramagnetic particles (10) into ions that can be measured using for example anodic stripping voltammetry. The level of ions corresponds to the amount of analyte (30) of interest in the sample.

No. of Pages : 22 No. of Claims : 32

(12) PATENT APPLICATION PUBLICATION
(21) Application No.3242/CHENP/2014 A
(19) INDIA
(22) Date of filing of Application :29/04/2014
(43) Publication Date : 03/07/2015

(54) Title of the invention : INTEGRATED ELECTRIC POWER STEERING APPARATUS

(51) International classification :B62D5/04
(31) Priority Document No :2012006764
(32) Priority Date :17/01/2012
(33) Name of priority country :Japan
(86) International Application No :PCT/JP2012/063598
Filing Date :28/05/2012
(87) International Publication No :WO 2013/108422
(61) Patent of Addition to Application Number :NA
Filing Date :NA
(62) Divisional to Application Number :NA
Filing Date :NA

(71)**Name of Applicant :**
1)Mitsubishi Electric Corporation
Address of Applicant :7 3 Marunouchi 2 chome Chiyoda ku Tokyo 1008310 Japan
(72)**Name of Inventor :**
1)TANAKA Daisuke
2)ASAO Yoshihito

(57) Abstract :
An electric motor section (40) a speed reduction mechanism section (20) and a controller section (50) are integrally fixed together. The controller section (50) has: a heat generating element (531) which includes at least a control circuit element and which generates heat by operating; a control board (53) having the heat generating element (531) mounted thereon; and a mechanism member (500) in which the control board (53) is fixed. The controller section (50) is configured such that at least a portion of the heat generated by the heat generating element (531) can be transmitted to the mechanism member (500) via a thermally conductive member (57).

No. of Pages : 50 No. of Claims : 20

(12) PATENT APPLICATION PUBLICATION
(21) Application No.3243/CHENP/2014 A
(19) INDIA
(22) Date of filing of Application :30/04/2014
(43) Publication Date : 03/07/2015

(54) Title of the invention : SOLAR LIGHT COLLECTION SYSTEM AND SOLAR HEAT GENERATION SYSTEM

(51) International classification :F24J2/14,F03G6/00,F24J2/38
(31) Priority Document No :2011220990
(32) Priority Date :05/10/2011
(33) Name of priority country :Japan
(86) International Application No :PCT/JP2012/067601
Filing Date :10/07/2012
(87) International Publication No :WO 2013/051316
(61) Patent of Addition to Application Number :NA
Filing Date :NA
(62) Divisional to Application Number :NA
Filing Date :NA

(71)**Name of Applicant :**
1)SUMITOMO HEAVY INDUSTRIES LTD.
Address of Applicant :1 1 Osaki 2 chome Shinagawa ku Tokyo 1416025 Japan
(72)**Name of Inventor :**
1)MITSUNARI Toshiyasu

(57) Abstract :
The present invention provides a solar light collection system and a solar heat generation system in which the light collection rate can be improved. The present invention is a solar light collection system (10) provided with a light collection mirror (12) for collecting sunlight (T) onto a receiver (11); wherein the light collection mirror (12) is provided with a transparent substrate (15) having an obverse surface (15a) on which the sunlight (T) is incident and a reverse surface (15b) on the opposite side from the obverse surface (15a) and a reflecting surface (17) formed on the reverse surface (15b) of the transparent substrate (15); the light collection mirror (12) is configured so as to be capable of rotating about the center axis (C); and the cross section of the transparent substrate (15) perpendicular to the center axis (C) has an arc shape that is indented towards the side of the reflecting surface (17).

No. of Pages : 49 No. of Claims : 6

(12) PATENT APPLICATION PUBLICATION
(19) INDIA
(22) Date of filing of Application :06/05/2014
(21) Application No.3434/CHENP/2014 A
(43) Publication Date : 03/07/2015

(54) Title of the invention : CHLOROPLAST TRANSIT PEPTIDES FOR EFFICIENT TARGETING OF DMO AND USES THEREOF

(51) International classification	:C12N15/82,A01H5/00,C07K14/415
(31) Priority Document No	:60/891,675
(32) Priority Date	:26/02/2007
(33) Name of priority country	:U.S.A.
(86) International Application No	:PCT/US2007/070519
Filing Date	:06/06/2007
(87) International Publication No	:WO/2008/105890
(61) Patent of Addition to Application Number	:NA
Filing Date	:NA
(62) Divisional to Application Number	:5415/CHENP/2009
Filed on	:14/09/2009

(71)**Name of Applicant :**
1)MONSANTO TECHNOLOGY LLC
Address of Applicant :800 North Lindbergh Blvd., St. Louis, Missouri 63167, U.S.A.
(72)**Name of Inventor :**
1)FENG, Paul, C.C.
2)MALVEN, Marianne
3)FLASINSKI, Stanislaw

(57) Abstract :
The invention provides for identification and use of certain chloroplast transit peptides for efficient processing and localization of dicamba monooxygenase (DMO) enzyme in transgenic plants. Methods for producing dicamba tolerant plants, methods for controlling weed growth, and methods for producing food, feed, and other products are also provided, as well as seed that confers tolerance to dicamba when it is applied pre- or post-emergence.

No. of Pages : 60 No. of Claims : 15

(12) PATENT APPLICATION PUBLICATION
(19) INDIA
(22) Date of filing of Application :01/05/2014
(21) Application No.3323/CHENP/2014 A
(43) Publication Date : 03/07/2015

(54) Title of the invention : CLIENT APPLICATION FILE ACCESS

(51) International classification :G06F15/16
(31) Priority Document No :13/301039
(32) Priority Date :21/11/2011
(33) Name of priority country :U.S.A.
(86) International Application No :PCT/US2012/065468
Filing Date :16/11/2012
(87) International Publication No :WO 2013/078082
(61) Patent of Addition to Application Number :NA
Filing Date :NA
(62) Divisional to Application Number :NA
Filing Date :NA

(71)**Name of Applicant :**
1)MICROSOFT CORPORATION
Address of Applicant :One Microsoft Way Redmond Washington 98052 6399 U.S.A.
(72)**Name of Inventor :**
1)GARCIA ASCANIO Francisco
2)BOEHM Joshua Adam Alpern
3)DIFFENBAUGH David
4)FIORDALIS Daniel Vincent
5)WIGGS Joseph
6)IRWIN Alyssa
7)SIGNER Denise Elisabeth
8)LINKON Adam
9)OMAHONY Allison
10)AKMAL Mona
11)LUEDER Roger Allen
12)BOSE Miko Arnab Sakhya Singha
13)BALASUBRAMANYAN Balaji

(57) Abstract :
One or more techniques and/or systems are disclosed for providing a client application with access to a file based upon a local offline version of the file and/or web online version of the file. That is a file may be shared/synchronized from a remote source such as a web storage service. A web online version of the file may be maintained by the web storage service while local offline versions of the file may be stored at client devices. A sync module comprising knowledge of the local and/or web versions of the file may provide a client application with access to the file based upon the local and/or web version of the file. The sync module may also delegate synchronization authorization to the client application given that the client application may comprise sophisticated file handling functionality.

No. of Pages : 29 No. of Claims : 10

(12) PATENT APPLICATION PUBLICATION
(19) INDIA
(22) Date of filing of Application :01/05/2014
(21) Application No.3324/CHENP/2014 A
(43) Publication Date : 03/07/2015

(54) Title of the invention : SUPPORT METAL STRUCTURE FOR A FALSE CEILING

(51) International classification :E04B9/10,E04B9/12
(31) Priority Document No :PCT/IB2011/055051
(32) Priority Date :11/11/2011
(33) Name of priority country :Argentina
(86) International Application No :PCT/IB2012/056221
Filing Date :07/11/2012
(87) International Publication No :WO 2013/068937
(61) Patent of Addition to Application Number :NA
Filing Date :NA
(62) Divisional to Application Number :NA
Filing Date :NA

(71)**Name of Applicant :**
1)CIPRIANI Giuseppe
Address of Applicant :Via Fortunato Depero 25 I 38068 Rovereto TN Italy
(72)**Name of Inventor :**
1)CIPRIANI Giuseppe

(57) Abstract :
A steel article (2) for false ceilings or for supporting false ceilings and process for making said article. The article has the following combination of features: maximum tensile strength Rm greater than 500 N/mm and elongation of from 0% to 15%.

No. of Pages : 23 No. of Claims : 19

(12) PATENT APPLICATION PUBLICATION
(19) INDIA
(22) Date of filing of Application :01/05/2014
(21) Application No.3325/CHENP/2014 A
(43) Publication Date : 03/07/2015

(54) Title of the invention : PROCESS FOR MAKING ESTERS

(51) International classification :C07C67/03,C07C69/24,C07C69/52
(31) Priority Document No :11185085.5
(32) Priority Date :13/10/2011
(33) Name of priority country :EPO
(86) International Application No :PCT/IB2012/055556
Filing Date :12/10/2012
(87) International Publication No :WO 2013/054306
(61) Patent of Addition to Application Number :NA
Filing Date :NA
(62) Divisional to Application Number :NA
Filing Date :NA

(71)**Name of Applicant :**
1)BASF CORPORATION
Address of Applicant :100 Park Avenue Florham Park New Jersey 07932 U.S.A.
(72)**Name of Inventor :**
1)BRANDTS Jim Aloysius Maria

(57) Abstract :
The invention relates to a process for making esters in particular biodiesel using heterogeneous catalysts. The invention provides a process for making biodiesel in particular FAME which process is versatile and robust. The process of the invention can be carried out continuously in particular in a fixed bed reactor or a slurry reactor and may be operated in a continuous fashion. In accordance with the invention the transesterification reaction of triglycerides is carried out using a heterogeneous catalyst that comprises a Group 4 silicate and less than 3 wt.% Na in the presence of at least one acid compound.

No. of Pages : 14 No. of Claims : 13

(12) PATENT APPLICATION PUBLICATION
(19) INDIA
(22) Date of filing of Application :15/01/2013
(21) Application No.342/CHENP/2013 A
(43) Publication Date : 03/07/2015

(54) Title of the invention : AGENT FOR TREATING RENAL FIBROSIS

(51) International classification :A61K47/10,A61K9/127,A61K31/7088
(31) Priority Document No :2010138070
(32) Priority Date :17/06/2010
(33) Name of priority country :Japan
(86) International Application No :PCT/JP2011/063910
Filing Date :17/06/2011
(87) International Publication No :WO 2011/158933
(61) Patent of Addition to Application Number :NA
Filing Date :NA
(62) Divisional to Application Number :NA
Filing Date :NA

(71)**Name of Applicant :**
1)NITTO DENKO CORPORATION
Address of Applicant :1 1 2 Shimohozumi Ibaraki shi Osaka 5678680 Japan
(72)**Name of Inventor :**
1)NIITSU Yoshiro
2)KAJIWARA Keiko
3)TANAKA Yasunobu
4)MIYAZAKI Miyono

(57) Abstract :
Provided is a carrier for delivering a substance to extracellular matrix producing cells in the kidneys the carrier containing a retinoid as the targeting agent. Also provided is an agent for treating renal fibrosis that uses the carrier. Further provided are methods for producing the carrier and the agent production kits and a method and the like for treating renal fibrosis using the same agent for treating renal fibrosis.

No. of Pages : 55 No. of Claims : 10

(12) PATENT APPLICATION PUBLICATION
(21) Application No.3420/CHENP/2014 A
(19) INDIA
(22) Date of filing of Application :06/05/2014
(43) Publication Date : 03/07/2015

(54) Title of the invention : APPARATUS SYSTEM AND METHOD FOR UNIVERSAL TRACKING SYSTEM

(51) International classification :G06Q30/02
(31) Priority Document No :61/546449
(32) Priority Date :12/10/2011
(33) Name of priority country :U.S.A.
(86) International Application No :PCT/US2012/060097
Filing Date :12/10/2012
(87) International Publication No :WO 2013/056151
(61) Patent of Addition to Application Number :NA
Filing Date :NA
(62) Divisional to Application Number :NA
Filing Date :NA

(71)**Name of Applicant :**
1)SAVERKEY INTERNATIONAL INC.
Address of Applicant :299 S. Main Street Suite 1300 Salt Lake City Utah 84111 U.S.A.
(72)**Name of Inventor :**
1)FINK Alan W.

(57) Abstract :
An apparatus system and method are disclosed for a universal tracking system. A token module 355 is configured to create a universal tracking token without requiring a user to provide any prerequisites. The universal tracking token is associated with a user by a unique identifier. A user account module 360 is configured to store data associated with a user. The user data includes data associated with one or more universal tracking tokens. The user account is defined as either a merchant or key holder account. Further a relationship module 365 is configured to maintain a one to many relationship between the user account and a plurality of either merchant or key holder accounts. Relationship data is also collected and stored in a database.

No. of Pages : 44 No. of Claims : 28

(12) PATENT APPLICATION PUBLICATION
(19) INDIA
(22) Date of filing of Application :30/04/2014
(21) Application No.3265/CHENP/2014 A
(43) Publication Date : 03/07/2015

(54) Title of the invention : ALKYLATED PIPERAZINE COMPOUNDS AS INHIBITORS OF BTK ACTIVITY

(51) International classification :C07D471/04,C07D495/04,C07D519/00
(31) Priority Document No :61/555395
(32) Priority Date :03/11/2011
(33) Name of priority country :U.S.A.
(86) International Application No :PCT/US2012/063198
Filing Date :02/11/2012
(87) International Publication No :WO 2013/067277
(61) Patent of Addition to Application Number :NA
Filing Date :NA
(62) Divisional to Application Number :NA
Filing Date :NA

(71)**Name of Applicant :**
1)F. HOFFMANN LA ROCHE AG
Address of Applicant :Grenzacherstrasse 124 CH 4070 Basel Switzerland
(72)**Name of Inventor :**
1)CRAWFORD James John
2)YOUNG Wendy B.

(57) Abstract :
in vitroin situin vivoAlkylated piperazine compounds of Formula I are provided including stereoisomers tautomers and pharmaceutically acceptable salts thereof useful for inhibiting Btk kinase and for treating immune disorders such as inflammation mediated by Btk kinase. Methods of using compounds of Formula I for and diagnosis and treatment of such disorders in mammalian cells or associated pathological conditions are disclosed.

No. of Pages : 157 No. of Claims : 21

(12) PATENT APPLICATION PUBLICATION
(19) INDIA
(22) Date of filing of Application :05/05/2014
(21) Application No.3360/CHENP/2014 A
(43) Publication Date : 03/07/2015

(54) Title of the invention : SWITCHING SYSTEM

(51) International classification :H01H9/36,H01H9/44,H01H50/54
(31) Priority Document No :10 2011 118 418.3
(32) Priority Date :12/11/2011
(33) Name of priority country :Germany
(86) International Application No :PCT/EP2012/003457
Filing Date :14/08/2012
(87) International Publication No :WO 2013/068057
(61) Patent of Addition to Application Number :NA
Filing Date :NA
(62) Divisional to Application Number :NA
Filing Date :NA

(71)**Name of Applicant :**
1)ELLENBERGER & POENSGEN GMBH
Address of Applicant :Industriestrasse 2 8 90518 Altdorf Germany
(72)**Name of Inventor :**
1)ENGEWALD Manuel

(57) Abstract :
The invention relates to a switching system (1) more particularly for an HV(DC) relay or a contactor which has a contact bridge (5) arranged rotatably about a rotational axis (6) between two contact points (4a 4b). The switching system (1) also comprises a magnetic element (15) for driving a light arc which occurs when the contact points (4a 4b) are opened into an extinguishing chamber (16).

No. of Pages : 24 No. of Claims : 12

(12) PATENT APPLICATION PUBLICATION
(19) INDIA
(22) Date of filing of Application :07/05/2014
(21) Application No.3455/CHENP/2014 A
(43) Publication Date : 03/07/2015

(54) Title of the invention : METHOD AND DEVICE FOR EXAMINING A DOCUMENT OF VALUE

(51) International classification :G07D7/08
(31) Priority Document No :10 2011 121 913.0
(32) Priority Date :21/12/2011
(33) Name of priority country :Germany
(86) International Application No :PCT/EP2012/005274
Filing Date :19/12/2012
(87) International Publication No :WO 2013/091857
(61) Patent of Addition to Application Number :NA
Filing Date :NA
(62) Divisional to Application Number :NA
Filing Date :NA

(71)**Name of Applicant :**
1)GIESECKE & DEVRIENT GMBH
Address of Applicant :Prinzregentenstrae 159 81677 M¼nchen Germany
(72)**Name of Inventor :**
1)DOMKE Jan
2)SCHOLZ Ingo

(57) Abstract :
Described is a method for examining a document of value of a predefined type for the purpose of identifying a suspected forgery in particular an assembled forged document in which at least one ultrasonic property of the document of value is detected in a spatially resolved manner by generating location dependent measurement data in which the location dependent measurement data are used to examine whether a predefined examination area of the document of value contains two sections that have ultrasonic properties that differ from one another according to a predefined distinguishing criterion and in which an authenticity signal is generated to indicate the results of the examination. A corresponding examination device is also described.

No. of Pages : 38 No. of Claims : 20

(12) PATENT APPLICATION PUBLICATION
(21) Application No.3456/CHENP/2014 A
(19) INDIA
(22) Date of filing of Application :07/05/2014
(43) Publication Date : 03/07/2015

(54) Title of the invention : METHOD FOR MEASURING HEMATOCRIT LEVELS QUANTITATIVE ANALYSIS METHOD USING SAID MEASUREMENT METHOD AND SENSOR CHIP

(51) International classification :G01N27/416,G01N27/327
(31) Priority Document No :2011252763
(32) Priority Date :18/11/2011
(33) Name of priority country :Japan
(86) International Application No :PCT/JP2012/004440
Filing Date :10/07/2012
(87) International Publication No :WO 2013/073072
(61) Patent of Addition to Application Number :NA
Filing Date :NA
(62) Divisional to Application Number :NA
Filing Date :NA

(71)**Name of Applicant :**
1)MURATA MANUFACTURING CO. LTD.
Address of Applicant :10 1 Higashikotari 1 chome Nagaokakyo shi Kyoto 6178555 Japan
(72)**Name of Inventor :**
1)OOE Hideaki
2)TAKAGI Jun
3)YOKOYAMA Kenji
4)HIRATSUKA Atsunori
5)YOSHIDA Nobuyuki
6)SASAKI Noriko

(57) Abstract :
A technology and sensor chip that enable hematocrit levels in blood samples to be measured in a short time and at low cost are provided. A response current which is obtained by sweeping a voltage applied between a measurement working electrode and a measurement counter electrode provided to a sensor chip is measured and a hematocrit level is derived on the basis of the ability to track the response current with respect to temporal changes in the applied voltage that was swept. The hematocrit level in a blood sample can thus be measured in a short time without having to wait until a redox reaction in a redox substance for measuring the hematocrit level stabilizes as in the hematocrit measurement methods of the prior art. Furthermore because there is no need for a redox substance to measure the hematocrit level the hematocrit level can be measured at low cost.

No. of Pages : 36 No. of Claims : 9

(12) PATENT APPLICATION PUBLICATION
(19) INDIA
(22) Date of filing of Application :07/05/2014
(21) Application No.3458/CHENP/2014 A
(43) Publication Date : 03/07/2015

(54) Title of the invention : GEMINIVIRUS REPLICATION INHIBITOR

(51) International classification :C12N15/09,A01H1/00,A01H5/00
(31) Priority Document No :2011235960
(32) Priority Date :27/10/2011
(33) Name of priority country :Japan
(86) International Application No :PCT/JP2012/077669
Filing Date :26/10/2012
(87) International Publication No :WO 2013/062069
(61) Patent of Addition to Application Number :NA
Filing Date :NA
(62) Divisional to Application Number :NA
Filing Date :NA

(71)**Name of Applicant :**
1)SERA Takashi
Address of Applicant :3 2 104 Tsushima Naka 1 chome Kita ku Okayama shi Okayama 7000082 Japan
(72)**Name of Inventor :**
1)SERA Takashi

(57) Abstract :
A replication inhibitor of a virus belonging to the genus Mastrevirus of the family Geminiviridae the replication inhibitor containing a zinc finger protein capable of binding specifically to full length DNA of the stem loop region of this virus or to one or more partial DNA selected from this full length DNA and being capable of inhibiting the formation of a stem loop structure.

No. of Pages : 70 No. of Claims : 13

(12) PATENT APPLICATION PUBLICATION
(19) INDIA
(22) Date of filing of Application :30/04/2014
(21) Application No.3272/CHENP/2014 A
(43) Publication Date : 03/07/2015

(54) Title of the invention : ICE CREAM DIPPING CABINET

(51) International classification :A47F3/04
(31) Priority Document No :61/630294
(32) Priority Date :08/12/2011
(33) Name of priority country :U.S.A.
(86) International Application No :PCT/US2012/068337
Filing Date :07/12/2012
(87) International Publication No :WO 2013/086253
(61) Patent of Addition to Application Number :NA
Filing Date :NA
(62) Divisional to Application Number :NA
Filing Date :NA

(71)**Name of Applicant :**
1)HALPRIN Steven B.
Address of Applicant :1316 Pennington Place Concord NC 28027 U.S.A.
(72)**Name of Inventor :**
1)HALPRIN Steven B.

(57) Abstract :
An ice cream dipping cabinet which holds tubs of ice cream is provided with individual tub receptacles surrounded by cooling coils. The cabinet which can be used for other foods either frozen or cold has a solid top plate which orients the individual tubs. This allows lower maintenance time and cost helps keep moisture out and cold air in the enclosed bottom of the cabinet. The top plate has holes for the tubs which limits the escape of cold air from the cabinet improving energy efficiency as well as improving the overall visual aesthetics of the cabinet and the ease of access to the desired tub by the server. The invention also includes a locking device for preventing each tub from turning when being accessed in the proper serving position and means for moving the tub upward for ease of removal. A clear cover has a slidable lid which is slidable about an arc and also pivotable upwardly for ease of removing and replacing the more remote tubs.

No. of Pages : 27 No. of Claims : 18

(12) PATENT APPLICATION PUBLICATION
(21) Application No.3273/CHENP/2014 A
(19) INDIA
(22) Date of filing of Application :30/04/2014
(43) Publication Date : 03/07/2015

(54) Title of the invention : VERTICAL ROLLER MILL

(51) International classification :B02C15/04
(31) Priority Document No :PCT/JP2011/006325
(32) Priority Date :11/11/2011
(33) Name of priority country :Japan
(86) International Application No :PCT/JP2012/007187
Filing Date :08/11/2012
(87) International Publication No :WO 2013/069293
(61) Patent of Addition to Application Number :NA
Filing Date :NA
(62) Divisional to Application Number :NA
Filing Date :NA

(71)**Name of Applicant :**
1)KAWASAKI JUKOGYO KABUSHIKI KAISHA
Address of Applicant :1 1 Higashikawasaki cho 3 chome Chuo ku Kobe shi Hyogo 6508670 Japan
(72)**Name of Inventor :**
1)TOKIOKA Nobuo
2)ANDO Fuminori
3)ENDO Akira
4)HOTTA Shigeru
5)SUZUE Bumpei

(57) Abstract :
The present invention provides high pulverizing capability and can be made compact and makes it possible for a reduction gear to be taken out via a predetermined channel to allow maintenance to easily be performed on the reduction gear. A vertical roller mill (50) provided with a rotation table (14) for taking in and pulverizing matter to be pulverized between a plurality of pulverizing rollers (13) disposed along substantially a circumferential direction substantially centered on a reduction gear (12) the rotation table (14) being rotationally driven by a rotational drive unit (15) linked via the reduction gear (12) wherein the vertical roller mill is provided with: an arm support (18) supporting via a first arm and a second arm (17 23) a plurality of pulverizing rollers (13) in a position above the reduction gear (12); a stand leg (28) supporting the plurality of arm supports (18); and a channel (32) for taking out the reduction gear (12) from the vertical roller mill (50) from under the pulverizing rollers (13).

No. of Pages : 51 No. of Claims : 15

(12) PATENT APPLICATION PUBLICATION
(19) INDIA
(22) Date of filing of Application :05/05/2014
(21) Application No.3368/CHENP/2014 A
(43) Publication Date : 03/07/2015

(54) Title of the invention : VIRAL VECTORS PURIFICATION SYSTEM

(51) International classification :C12N7/02
(31) Priority Document No :11183937.9
(32) Priority Date :05/10/2011
(33) Name of priority country :EPO
(86) International Application No :PCT/EP2012/069713
Filing Date :05/10/2012
(87) International Publication No :WO 2013/050523
(61) Patent of Addition to Application Number :NA
Filing Date :NA
(62) Divisional to Application Number :NA
Filing Date :NA

(71)**Name of Applicant :**
1)MOLMED SPA
Address of Applicant :Via Olgettina 58 I 20132 Milan Italy
(72)**Name of Inventor :**
1)BOVOLENTA Chiara
2)STORNAIUOLO Anna

(57) Abstract :
The present invention relates to a new method for purification of viral vectors particularly those belonging to the Retroviridae family which is based on the expression in the packaging cell line that produced such vectors of an exogenous gene encoding a cell surface marker. The incorporation of the cell surface marker in the viral envelope of the vector allows purification with immunological methods.

No. of Pages : 33 No. of Claims : 16

(12) PATENT APPLICATION PUBLICATION
(21) Application No.3369/CHENP/2014 A
(19) INDIA
(22) Date of filing of Application :05/05/2014
(43) Publication Date : 03/07/2015

(54) Title of the invention : MEMORY CONTROLLER FOR VIDEO ANALYTICS AND ENCODING

(51) International classification :G06T1/60
(31) Priority Document No :13/293315
(32) Priority Date :10/11/2011
(33) Name of priority country :U.S.A.
(86) International Application No :PCT/US2012/064585
Filing Date :11/11/2012
(87) International Publication No :WO 2013/071215
(61) Patent of Addition to Application Number :NA
Filing Date :NA
(62) Divisional to Application Number :NA
Filing Date :NA

(71)**Name of Applicant :**
1)INTEL CORPORATION
Address of Applicant :2200 Mission College Boulevard Santa Clara California 95054 U.S.A.
(72)**Name of Inventor :**
1)MISHRA Animesh
2)DODDAPUNENI Naveen
3)RODRIGUEZ Jose M.

(57) Abstract :
Video analytics may be used to assist video encoding by selectively encoding only portions of a frame and using instead previously encoded portions. Previously encoded portions may be used when succeeding frames have a level of motion less than a threshold. In such case all or part of succeeding frames may not be encoded increasing bandwidth and speed in some embodiments.

No. of Pages : 31 No. of Claims : 30

(12) PATENT APPLICATION PUBLICATION
(21) Application No.3466/CHENP/2014 A
(19) INDIA
(22) Date of filing of Application :07/05/2014
(43) Publication Date : 03/07/2015

(54) Title of the invention : PRODUCTION OF 5 HYDROXYMETHYLFURFURAL FROM FRUCTOSE USING A SINGLE PHASE MIXED AQUEOUS ORGANIC SOLVENT SYSTEM

(51) International classification :C07D307/46
(31) Priority Document No :11184895.8
(32) Priority Date :12/10/2011
(33) Name of priority country :EPO
(86) International Application No :PCT/EP2012/070151
Filing Date :11/10/2012
(87) International Publication No :WO 2013/053816
(61) Patent of Addition to Application Number :NA
Filing Date :NA
(62) Divisional to Application Number :NA
Filing Date :NA

(71)**Name of Applicant :**
1)NOVOZYMES A/S
Address of Applicant :Krogshoejvej 36 DK 2880 Bagsvaerd Denmark
(72)**Name of Inventor :**
1)JENSEN Jacob Skibsted
2)GROTKJAER Thomas
3)PEDERSEN Sven
4)RINGBORG Rolf

(57) Abstract :
The present invention relates to a process for producing 5 hydroxymethylfurfural (HMF) from fructose in a single phase aqueous solution comprising an organic solvent.

No. of Pages : 32 No. of Claims : 20

(12) PATENT APPLICATION PUBLICATION
(19) INDIA
(22) Date of filing of Application :25/04/2014
(21) Application No.3136/CHENP/2014 A
(43) Publication Date : 03/07/2015

(54) Title of the invention : DIVIDING A FREQUENCY BY 1.5 TO PRODUCE A QUADRATURE SIGNAL

(51) International classification :H03L7/16,H03B27/00
(31) Priority Document No :61/563958
(32) Priority Date :28/11/2011
(33) Name of priority country :U.S.A.
(86) International Application No :PCT/US2012/066902
Filing Date :28/11/2012
(87) International Publication No :WO 2013/082193
(61) Patent of Addition to Application Number :NA
Filing Date :NA
(62) Divisional to Application Number :NA
Filing Date :NA

(71)**Name of Applicant :**
1)QUALCOMM INCORPORATED
Address of Applicant :Attn: International IP Administration 5775 Morehouse Drive San Diego California 92121 U.S.A.
(72)**Name of Inventor :**
1)LEUNG Wingching Vincent
2)YANG Zixiang

(57) Abstract :
An apparatus for dividing a frequency by 1.5 to produce a quadrature signal is disclosed. The apparatus includes a divider that receives a differential input signal with a first frequency and two phases and creates a six phase signal at a second frequency. The second frequency is the first frequency divided by 3. The apparatus also includes precision phase rotation circuitry that receives the six phase signal and produces an eight phase signal. The apparatus also includes a doubler that receives the eight phase signal and produces a quadrature signal. The quadrature signal has a third frequency that is the first frequency divided by 1.5.

No. of Pages : 34 No. of Claims : 30

(12) PATENT APPLICATION PUBLICATION
(21) Application No.3217/CHENP/2014 A
(19) INDIA
(22) Date of filing of Application :29/04/2014
(43) Publication Date : 03/07/2015

(54) Title of the invention : ORACLE REWIND: METADATA DRIVEN UNDO

(51) International classification :G06F7/00
(31) Priority Document No :61/555443
(32) Priority Date :03/11/2011
(33) Name of priority country :U.S.A.
(86) International Application No :PCT/US2012/062610
Filing Date :30/10/2012
(87) International Publication No :WO 2013/066889
(61) Patent of Addition to Application Number :NA
Filing Date :NA
(62) Divisional to Application Number :NA
Filing Date :NA

(71)**Name of Applicant :**
1)ORACLE INTERNATIONAL CORPORATION
Address of Applicant :500 Oracle Parkway M/S 5OP7 Redwood Shores California 94065 U.S.A.
(72)**Name of Inventor :**
1)GOWER Stefan

(57) Abstract :
Metadata driven undo is described. In an embodiment a metadata repository stores metadata that is associated with operations. Attributes associated with each operation are also stored in the metadata. Each operation is associated with an undolet that includes instructions for generating undo entries for operations of a particular operation type. Undo log entries are generated using the metadata and the undolet when a request is intercepted that includes an undoable operation. When an undo command is issued the instructions in the undo log that are associated with a particular business transaction are executed to rewind the transaction.

No. of Pages : 37 No. of Claims : 21

(12) PATENT APPLICATION PUBLICATION
(19) INDIA
(22) Date of filing of Application :01/05/2014
(21) Application No.3307/CHENP/2014 A
(43) Publication Date : 03/07/2015

(54) Title of the invention : 18 METHYL 6 7 METHYLENE 3 OXO 17 PREGN 4 ENE 21 17 CARBOLACTONES PHARMACEUTICAL PREPARATIONS COMPRISING SAID COMPOUNDS AND USE THEREOF IN THE TREATMENT OF ENDOMETRIOSIS

(51) International classification :A61K31/585,A61P5/42,A61P5/46
(31) Priority Document No :PCT/EP2011/069464
(32) Priority Date :04/11/2011
(33) Name of priority country :EPO
(86) International Application No :PCT/EP2012/071700
Filing Date :02/11/2012
(87) International Publication No :WO 2013/064620
(61) Patent of Addition to Application Number :NA
Filing Date :NA
(62) Divisional to Application Number :NA
Filing Date :NA

(71)**Name of Applicant :**
1)BAYER PHARMA AKTIENGESELLSCHAFT
Address of Applicant :M¼llerstr. 178 13353 Berlin Germany
2)BAYER INTELLECTUAL PROPERTY GMBH
(72)**Name of Inventor :**
1)HBNER Jan
2)BOHLMANN Rolf
3)GASHAW Isabella
4)FISCHER Oliver Martin
5)KUHNKE Joachim
6)GALLUS Norbert
7)TEREBESI Ildiko
8)NUBBEMEYER Reinhard

(57) Abstract :
The present invention relates to 18 methyl 6 7 methylene 17 pregn 4 ene 21 17 carbolactones of the general formula (I) where the 6 7 methylene group may be in the a or position to pharmaceutical preparations comprising at least one isomer of the formula (I) and to the use thereof in the treatment of endometriosis.

No. of Pages : 28 No. of Claims : 7

(12) PATENT APPLICATION PUBLICATION
(19) INDIA
(22) Date of filing of Application :01/05/2014
(21) Application No.3308/CHENP/2014 A
(43) Publication Date : 03/07/2015

(54) Title of the invention : GESTURE RESPONSIVE USER INTERFACE FOR AN ELECTRONIC DEVICE

(51) International classification :G06F3/01,G06F3/03
(31) Priority Document No :13/308078
(32) Priority Date :30/11/2011
(33) Name of priority country :U.S.A.
(86) International Application No :PCT/US2012/065590
Filing Date :16/11/2012
(87) International Publication No :WO 2013/081861
(61) Patent of Addition to Application Number :NA
Filing Date :NA
(62) Divisional to Application Number :NA
Filing Date :NA

(71)**Name of Applicant :**
1)QUALCOMM MEMS TECHNOLOGIES INC.
Address of Applicant :5775 Morehouse Drive San Diego California 92121 1714 U.S.A.
(72)**Name of Inventor :**
1)YIN Ye
2)GRUHLKE Russell Wayne

(57) Abstract :
This disclosure provides systems methods and apparatus including computer programs encoded on computer storage media for providing a gesture responsive user interface for an electronic device. In one aspect an apparatus or electronic device has an interactive display that provides an input/output (I/O) interface to a user of the apparatus. The apparatus includes a processor a light emitting source and at least two light sensors. A secondary optical lens structures emitted light from the light emitting source into at least one lobe. Each light sensor outputs to the processor a signal representative of a characteristic of received light where the received light results from scattering of the structured emitted light by an object. The processor effectuates the I/O interface by recognizing from the output of the light sensors an instance of a user gesture and to control the interactive display and/or the apparatus in response to the user gesture.

No. of Pages : 60 No. of Claims : 33

(12) PATENT APPLICATION PUBLICATION
(19) INDIA
(22) Date of filing of Application :08/05/2014
(21) Application No.3497/CHENP/2014 A
(43) Publication Date : 03/07/2015

(54) Title of the invention : DISPLAY DEVICE AND METHOD

(51) International classification :H04N13/04,H04N13/00
(31) Priority Document No :61/557442
(32) Priority Date :09/11/2011
(33) Name of priority country :U.S.A.
(86) International Application No :PCT/IB2012/056002
Filing Date :30/10/2012
(87) International Publication No :WO 2013/068882
(61) Patent of Addition to Application Number :NA
Filing Date :NA
(62) Divisional to Application Number :NA
Filing Date :NA

(71)**Name of Applicant :**
1)KONINKLIJKE PHILIPS N.V.
Address of Applicant :High Tech Campus 5 NL 5656 AE Eindhoven Netherlands
(72)**Name of Inventor :**
1)KROON Bart
2)KRIJN Marcellinus Petrus Carolus Michael
3)DE BRUIJN Frederik Jan
4)JOHNSON Mark Thomas
5)NEWTON Philip Steven
6)SALTERS Bart Andre
7)DE ZWART Siebe Tjerk
8)KORST Johannes Henricus Maria

(57) Abstract :
A display device (40) comprising: a display panel (41) comprising a set of pixels (41R 41L) the pixels being spatially distributed over the display panel and each pixel being for providing a light output the set of pixels comprising a plurality of different subsets (411) of pixels each subset of pixels comprising one or more pixels of the set of pixels an imaging unit (42) arranged for imaging the one or more pixels of a subset of pixels to form pixel images on a plurality of view areas on an imaginary plane located at a first distance in front of the display the plurality of view areas not overlapping each other with at least one pixel image of each one of the different subsets of pixels overlapping on a same one of the plurality of view areas the imaginary plane comprising an imaginary circle having the diameter of the pupil of an eye and the imaginary circle enclosing at least a part of at least two of the plurality of view areas where the at least two of the plurality of view areas at least partly enclosed within the imaginary circle differ from each other with respect to at least one of the pixel images therein. The display system may be for one eye only or for two eyes of a viewer or for more eyes of more viewers.

No. of Pages : 76 No. of Claims : 26

(12) PATENT APPLICATION PUBLICATION
(21) Application No.3430/CHENP/2014 A
(19) INDIA
(22) Date of filing of Application :06/05/2014
(43) Publication Date : 03/07/2015

(54) Title of the invention : NUMBER OF CONTEXTS REDUCTION FOR CONTEXT ADAPTIVE BINARY ARITHMETIC CODING

(51) International classification :H03M7/40,H04N7/30
(31) Priority Document No :61/557325
(32) Priority Date :08/11/2011
(33) Name of priority country :U.S.A.
(86) International Application No :PCT/US2012/059095
Filing Date :05/10/2012
(87) International Publication No :WO 2013/070354
(61) Patent of Addition to Application Number :NA
Filing Date :NA
(62) Divisional to Application Number :NA
Filing Date :NA

(71)**Name of Applicant :**
1)QUALCOMM INCORPORATED
Address of Applicant :ATTN: International IP Administration 5775 Morehouse Drive San Diego California 92121 1714 U.S.A.
(72)**Name of Inventor :**
1)CHIEN Wei Jung
2)SOLE ROJALS Joel
3)KARCZEWICZ Marta

(57) Abstract :
A reduction in the number of binarizations and/or contexts used in context adaptive binary arithmetic coding (CABAC) for video coding is proposed. In particular this disclosure proposes techniques that may lower the number of contexts used in CABAC by up to 56. A method of encoding video data comprising: determining a partition type for a prediction mode for a block of video data; encoding a partition type bin of a prediction type syntax element for the block of video data using context adaptive binary arithmetic coding (CABAC) with a single context wherein the single context is the same for any partition type; and encoding a partition size bin of the prediction type syntax clement for the block of video data using CABAC in bypass mode. The partition type is an asymmetric partition. The partition type bin indicates whether the asymmetric partition is vertically partitioned or horizontally partitioned. The partition size bin indicates whether a first partition is one quarter of a size of the block of video data or whether the first partition is three quarters of the size of the block of video data. Also encoding apparatus and decoding method and apparatus.

No. of Pages : 63 No. of Claims : 32

(12) PATENT APPLICATION PUBLICATION
(19) INDIA
(22) Date of filing of Application :06/05/2014
(21) Application No.3432/CHENP/2014 A
(43) Publication Date : 03/07/2015

(54) Title of the invention : GRAPHENE NANORIBBON PRECURSORS AND MONOMERS SUITABLE FOR PREPARATION THEREOF

(51) International classification :C07C15/14,C01B31/04
(31) Priority Document No :61/551466
(32) Priority Date :26/10/2011
(33) Name of priority country :U.S.A.
(86) International Application No :PCT/IB2012/055845
Filing Date :24/10/2012
(87) International Publication No :WO 2013/061258
(61) Patent of Addition to Application Number :NA
Filing Date :NA
(62) Divisional to Application Number :NA
Filing Date :NA

(71)**Name of Applicant :**
1)BASF SE
Address of Applicant :67056 Ludwigshafen Germany
2)MAX PLANCK GESELLSCHAFT ZUR F–RDERUNG DER WISSENSCHAFTEN E.V.
(72)**Name of Inventor :**
1)SCHWAB Matthias Georg
2)MUELLEN Klaus
3)FENG Xinliang
4)DOESSEL Lukas

(57) Abstract :
Provided are graphene nanoribbon precursors comprising repeated units of the general formula (I) in which R1, R2 are each H, halogen, -OH, -NH2, -CN, -N02 or a hydrocarbyl radical which has 1 to 40 carbon atoms and may be linear or branched, saturated or unsaturated and mono- or poly-substituted by halogen (F, CI, Br, I), -OH, -NH2, -CN, and/or -N02, where one or more CH2 groups may also be replaced by -0-, -S-, -C(0)0-, -O-C(O)-, -C(O)-, -NH- or -NR-, in which R is an optionally substituted C iCzio-hydrocarbyl radical, or an optionally substituted aryl, alkylaryl or alkox-yaryl radical. (I).

No. of Pages : 34 No. of Claims : 5

(12) PATENT APPLICATION PUBLICATION
(19) INDIA
(22) Date of filing of Application :06/05/2014
(21) Application No.3433/CHENP/2014 A
(43) Publication Date : 03/07/2015

(54) Title of the invention : CHLOROPLAST TRANSIT PEPTIDES FOR EFFICIENT TARGETING OF DMO AND USES THEREOF

(51) International classification	:C12N15/82,A01H5/00,C07K14/415
(31) Priority Document No	:60/891,675
(32) Priority Date	:26/02/2007
(33) Name of priority country	:U.S.A.
(86) International Application No	:PCT/US2007/070519
Filing Date	:06/06/2007
(87) International Publication No	:WO/2008/105890
(61) Patent of Addition to Application Number	:NA
Filing Date	:NA
(62) Divisional to Application Number	:5415/CHENP/2009
Filed on	:01/01/1900

(71)**Name of Applicant :**
1)MONSANTO TECHNOLOGY, LLC
Address of Applicant :800 North Lindbergh Blvd., St. Louis, Missouri 63167, U.S.A.
(72)**Name of Inventor :**
1)FENG, Paul, C.C.
2)MALVEN, Marianne
3)FLASINSKI, Stanislaw

(57) Abstract :
The invention provides for identification and use of certain chloroplast transit peptides for efficient processing and localization of dicamba monooxygenase (DMO) enzyme in transgenic plants. Methods for producing dicamba tolerant plants, methods for controlling weed growth, and methods for producing food, feed, and other products are also provided, as well as seed that confers tolerance to dicamba when it is applied pre- or post-emergence.

No. of Pages : 44 No. of Claims : 15

(12) PATENT APPLICATION PUBLICATION
(19) INDIA
(22) Date of filing of Application :09/05/2014
(21) Application No.3529/CHENP/2014 A
(43) Publication Date : 03/07/2015

(54) Title of the invention : WATER CLEANING SYSTEM

(51) International classification :C02F1/00
(31) Priority Document No :CH 1656/11
(32) Priority Date :11/10/2011
(33) Name of priority country :Switzerland
(86) International Application No :PCT/EP2012/069879
Filing Date :08/10/2012
(87) International Publication No :WO 2013/053673
(61) Patent of Addition to Application Number :NA
Filing Date :NA
(62) Divisional to Application Number :NA
Filing Date :NA

(71)**Name of Applicant :**
1)KOHLER Guido
Address of Applicant :Wollerauerstrasse 20 CH 8834 Schindellegi Switzerland
(72)**Name of Inventor :**
1)KOHLER Guido

(57) Abstract :
Adapter for a water cleaning system comprising a first connection mechanism (4) for connecting a first mechanical part to said adapter (1) wherein a first connection surface (4.3) of the adapter (1) is defined by the surface of the adapter (1) enclosed within the first connection mechanism (4) by the first mechanical part when the first mechanical part is connected to said first connection mechanism (4) a second connection mechanism (5) for connecting a second mechanical part to said adapter (1) wherein a second connection surface (5.3) of the adapter (1) is defined by the surface of the adapter (1) enclosed within the second connection mechanism (5)by the second mechanical part when the second mechanical part is connected to said second connection mechanism (5). The invention is characterized by a first conduit (2) connecting a first opening (4.1) in the first connection surface (4.3) and a second opening (5.2) in the second connection surface (5.3) and a second conduit (3) connecting a second opening (4.2) in the first connection surface (4.3) and a first opening (5.1) in the second connection surface (5.3).

No. of Pages : 47 No. of Claims : 29

(12) PATENT APPLICATION PUBLICATION
(19) INDIA
(22) Date of filing of Application :05/05/2014
(21) Application No.3359/CHENP/2014 A
(43) Publication Date : 03/07/2015

(54) Title of the invention : METHOD AND APPARATUS FOR PCI SIGNALING DESIGN

(51) International classification :H04B7/06
(31) Priority Document No :61/560574
(32) Priority Date :16/11/2011
(33) Name of priority country :U.S.A.
(86) International Application No :PCT/US2012/065704
Filing Date :16/11/2012
(87) International Publication No :WO 2013/075047
(61) Patent of Addition to Application Number :NA
Filing Date :NA
(62) Divisional to Application Number :NA
Filing Date :NA

(71)**Name of Applicant :**
1)QUALCOMM INCORPORATED
Address of Applicant :Attn: International IP Administration 5775 Morehouse Drive San Diego California 92121 U.S.A.
(72)**Name of Inventor :**
1)SAMBHWANI Sharad Deepak
2)BHARADWAJ Arjun
3)KAPOOR Rohit

(57) Abstract :
Apparatus and method for wireless communication in a wireless communication network includes mapping a PCI command to different symbols across a plurality of slots allocating the PCI command to the plurality of slots and transmitting the PCI command across the plurality of slots on an Fractional Transmit Precoding Information Channel (F TPICH) from a network device to a user equipment (UE).

No. of Pages : 31 No. of Claims : 15

(12) PATENT APPLICATION PUBLICATION
(21) Application No.3452/CHENP/2014 A
(19) INDIA
(22) Date of filing of Application :07/05/2014
(43) Publication Date : 03/07/2015

(54) Title of the invention : METHOD AND DEVICE FOR EXAMINING A SECURITY FEATURE OF A VALUE DOCUMENT

(51) International classification :G07D7/08,G07D7/12
(31) Priority Document No :10 2011 121 911.4
(32) Priority Date :21/12/2011
(33) Name of priority country :Germany
(86) International Application No :PCT/EP2012/005272
Filing Date :19/12/2012
(87) International Publication No :WO 2013/091855
(61) Patent of Addition to Application Number :NA
Filing Date :NA
(62) Divisional to Application Number :NA
Filing Date :NA

(71)**Name of Applicant :**
1)GIESECKE & DEVRIENT GMBH
Address of Applicant :Prinzregentenstrae 159 81677 M¼nchen Germany
(72)**Name of Inventor :**
1)SCHOLZ Ingo
2)DOMKE Jan

(57) Abstract :
The invention relates to a method for examining a pre defined security feature of a value document which is present in an pre defined security feature area of the value document in particular a water mark comprising detecting pixel data that depict in a spatially resolved manner an optical image of at least the security feature area of the value document with a pre defined optical spatial resolution; detecting ultrasound data that depict in a spatially resolved manner an ultrasound feature of the value document with a defined ultrasound spatial resolution at least in the security feature area wherein the ultrasound spatial resolution is lower than the optical spatial resolution; detecting from the pixel data first resolution reduced pixel data for resolution reduced pixels of a first resolution reduced image which depict a resolution reduced optical image of at least the security feature area of the value document the optical spatial resolution of which corresponds to the ultrasound spatial resolution such that first resolution reduced pixel data are assigned to the respective spaces dedicated to the ultrasound data; and at least examining to what extent the first resolution reduced pixel data correspond with the ultrasound data.

No. of Pages : 40 No. of Claims : 15

(12) PATENT APPLICATION PUBLICATION
(19) INDIA
(22) Date of filing of Application :07/05/2014
(21) Application No.3453/CHENP/2014 A
(43) Publication Date : 03/07/2015

(54) Title of the invention : SYSTEMS AND METHODS FOR RESTORING SERVICE WITHIN ELECTRICAL POWER SYSTEMS

(51) International classification :G05D17/00,G05D99/00
(31) Priority Document No :61/553398
(32) Priority Date :31/10/2011
(33) Name of priority country :U.S.A.
(86) International Application No :PCT/US2012/055118
Filing Date :13/09/2012
(87) International Publication No :WO 2013/066501
(61) Patent of Addition to Application Number :NA
Filing Date :NA
(62) Divisional to Application Number :NA
Filing Date :NA

(71)**Name of Applicant :**
1)ABB RESEARCH LTD.
Address of Applicant :Affolternstrasse 44 CH 8050 Zurich Switzerland
(72)**Name of Inventor :**
1)MOHAGHEGHI Salman
2)STOUPIS James

(57) Abstract :
Systems and methods for restoring service within electrical power systems are disclosed. The methods may include identifying a restoration path for an outage area within a power system selecting a mobile energy resource connection site that is electrically connected to at least one of the restoration path and the outage area sending power injection requests to a plurality of mobile energy resources at least some of which may be proximate the connection site receiving power injection acceptances from participating ones of the plurality of mobile energy resources and implementing the restoration path. The systems may include a processor and a computer readable storage medium having a plurality of machine readable instructions embodied thereon and configured for execution by the processor to carryout the method.

No. of Pages : 34 No. of Claims : 21

(12) PATENT APPLICATION PUBLICATION
(19) INDIA
(22) Date of filing of Application :07/05/2014
(21) Application No.3454/CHENP/2014 A
(43) Publication Date : 03/07/2015

(54) Title of the invention : VACCINE COMPRISING A TLR 5 AGONIST AS ADJUVANT FOR USE IN CUTANEOUS IMMUNISATION

(51) International classification :A61K39/39,A61K39/29,A61P31/22
(31) Priority Document No :1119999.9
(32) Priority Date :20/11/2011
(33) Name of priority country :U.K.
(86) International Application No :PCT/EP2012/072947
Filing Date :19/11/2012
(87) International Publication No :WO 2013/072518
(61) Patent of Addition to Application Number :NA
Filing Date :NA
(62) Divisional to Application Number :NA
Filing Date :NA

(71)**Name of Applicant :**
1)GLAXOSMITHKLINE BIOLOGICALS S.A.
Address of Applicant :rue de lInstitut 89 B 1330 Rixensart Belgium
(72)**Name of Inventor :**
1)GARCON JOHNSON Nathalie Marie Josephe
2)VAN MECHELEN Marcelle Paulette
3)PLANTE Martin

(57) Abstract :
The present invention provides immunogenic compositions comprising one or more antigens and an adjuvant for use in cutaneous immunisation wherein said adjuvant is a TLR 5 agonist.

No. of Pages : 16 No. of Claims : 8

(12) PATENT APPLICATION PUBLICATION
(19) INDIA
(22) Date of filing of Application :12/05/2014
(21) Application No.3550/CHENP/2014 A
(43) Publication Date : 03/07/2015

(54) Title of the invention : BACKING MEMBER ULTRASONIC PROBE AND ULTRASONIC IMAGE DISPLAY APPARATUS

(51) International classification :B06B1/06
(31) Priority Document No :2011258659
(32) Priority Date :28/11/2011
(33) Name of priority country :Japan
(86) International Application No :PCT/US2012/066100
Filing Date :20/11/2012
(87) International Publication No :WO 2013/081915
(61) Patent of Addition to Application Number :NA
Filing Date :NA
(62) Divisional to Application Number :NA
Filing Date :NA

(71)**Name of Applicant :**
1)GE MEDICAL SYSTEMS GLOBAL TECHNOLOGY COMPANY LLC
Address of Applicant :3000 North Grandview Boulevard Waukesha WI 53188 1696 U.S.A.
(72)**Name of Inventor :**
1)ISONO Hiroshi
2)YOSHIKAWA Yasuo

(57) Abstract :
An ultrasonic probe that can release heat generated from an ultrasonic vibrator to a side opposite to a surface of the ultrasonic probe: a backing member 27 provided in an ultrasonic probe 1 is mounted to a side opposite to a transmission direction of ultrasonic wave to a subject with respect to an ultrasonic vibrator 7 that transmits the ultrasonic wave to the subject the backing member 27 including a plate like backing material 24 and a thermal conductor 25 and thermal conductive plate 26 that are made of a material having thermal conductivity higher than that of the backing material 24 wherein the thermal conductor 25 is buried in the backing material 24 and formed to have a columnar shape so as to reach both surfaces of the plate like backing material 24 and the thermal conductive plate 26 is provided on at least the surface nearest the ultrasonic vibrator 7 out of the surfaces 24a and 24b of the plate like backing material 24.

No. of Pages : 36 No. of Claims : 10

(12) PATENT APPLICATION PUBLICATION
(19) INDIA
(22) Date of filing of Application :05/05/2014
(21) Application No.3375/CHENP/2014 A
(43) Publication Date : 03/07/2015

(54) Title of the invention : DAIRY CONTAINING BEVERAGES WITH ENHANCED FLAVORS AND TEXTURES AND METHODS OF MAKING SAME

(51) International classification :A23C9/18,A23C1/08,A23C1/04
(31) Priority Document No :13/272170
(32) Priority Date :12/10/2011
(33) Name of priority country :U.S.A.
(86) International Application No:PCT/US2012/059257
Filing Date :08/10/2012
(87) International Publication No :WO 2013/055633
(61) Patent of Addition to Application Number :NA
Filing Date :NA
(62) Divisional to Application Number :NA
Filing Date :NA

(71)**Name of Applicant :**
1)STARBUCKS CORPORATION D/B/A STARBUCKS COFFEE COMPANY
Address of Applicant :2401 Utah Avenue South Seattle WA 98134 1435 U.S.A.
(72)**Name of Inventor :**
1)ROBINSON Urano A.
2)DA CRUZ J. Marcio
3)VU Dien Van

(57) Abstract :
The present embodiments generally relate to beverages with enhanced flavors and aromas and method of making same. Some embodiments of the present disclosure are directed to shelf stable dry dairy products which create foam upon mixing with liquid. Other embodiments are related to beverages with shelf stable dairy products and soluble coffee. Also disclosed are methods of making the same.

No. of Pages : 107 No. of Claims : 32

(12) PATENT APPLICATION PUBLICATION
(21) Application No.3376/CHENP/2014 A
(19) INDIA
(22) Date of filing of Application :05/05/2014
(43) Publication Date : 03/07/2015

(54) Title of the invention : CYLINDRICAL GASKET AND METHOD FOR PRODUCING SAME AND PLUG IN TYPE EXHAUST PIPE CONNECTOR USING SAID CYLINDRICAL GASKET

(51) International classification :F16J15/12,F16J15/00,F16J15/10
(31) Priority Document No :2011251304
(32) Priority Date :17/11/2011
(33) Name of priority country :Japan
(86) International Application No :PCT/JP2012/007254
Filing Date :12/11/2012
(87) International Publication No:WO 2013/073159
(61) Patent of Addition to Application Number :NA
Filing Date :NA
(62) Divisional to Application Number :NA
Filing Date :NA

(71)**Name of Applicant :**
1)OILES CORPORATION
Address of Applicant :6 34 Kounan 1 chome Minato ku Tokyo 1080075 Japan
(72)**Name of Inventor :**
1)SHIONOYA Shin ichi
2)ISHIDA Koichi

(57) Abstract :
A cylindrical gasket is provided with a reinforcing material (70) a heat resistant material (71) and air holes that are distributed throughout the reinforcing material (70) and the heat resistant material (71). The reinforcing material (70) and the heat resistant material (71) are intertwined with one another to form a structurally integrated member and with respect to the entire volume of the cylindrical gasket the reinforcing member (70) accounts for 32 to 60% of the volume the heat resistant material (71) accounts for 5 to 58% of the volume and the air holes 10 to 35% of the volume.

No. of Pages : 46 No. of Claims : 11

(12) PATENT APPLICATION PUBLICATION
(19) INDIA
(22) Date of filing of Application :07/05/2014
(21) Application No.3468/CHENP/2014 A
(43) Publication Date : 03/07/2015

(54) Title of the invention : GLUCOAMYLASE VARIANTS AND POLYNUCLEOTIDES ENCODING SAME

(51) International classification :C12N9/24
(31) Priority Document No :61/545628
(32) Priority Date :11/10/2011
(33) Name of priority country :U.S.A.
(86) International Application No :PCT/EP2012/070127
Filing Date :11/10/2012
(87) International Publication No :WO 2013/053801
(61) Patent of Addition to Application Number :NA
Filing Date :NA
(62) Divisional to Application Number :NA
Filing Date :NA

(71)**Name of Applicant :**
1)NOVOZYMES A/S
Address of Applicant :Krogshoejvej 36 DK 2880 Bagsvaerd Denmark
(72)**Name of Inventor :**
1)FRIIS Esben Peter
2)DE MARIA Leonardo
3)VIND Jesper
4)POULSEN Thomas A.
5)SVENDSEN Allan
6)DANIELSEN Steffen
7)LENHARD Rolf T.
8)FRIIS MADSEN Henrik
9)SKOV Lars K.

(57) Abstract :
The present invention relates to glucoamylase variants having improved thermostability. The present invention also relates to polynucleotides encoding the variants; nucleic acid constructs vectors and host cells comprising the polynucleotides; and methods of using the variants.

No. of Pages : 129 No. of Claims : 34

(12) PATENT APPLICATION PUBLICATION
(19) INDIA
(22) Date of filing of Application :07/05/2014
(21) Application No.3469/CHENP/2014 A
(43) Publication Date : 03/07/2015

(54) Title of the invention : PROCESS FOR PREPARING N SUBSTITUTED 1H PYRAZOLE 5 CARBOXYLATE COMPOUNDS AND DERIVATIVES THEREOF

(51) International classification :C07D401/04,C07D471/10
(31) Priority Document No :11189973.8
(32) Priority Date :21/11/2011
(33) Name of priority country :EPO
(86) International Application No :PCT/EP2012/073128
Filing Date :20/11/2012
(87) International Publication No :WO 2013/076092
(61) Patent of Addition to Application Number :NA
Filing Date :NA
(62) Divisional to Application Number :NA
Filing Date :NA

(71)**Name of Applicant :**
1)BASF SE
Address of Applicant :67056 Ludwigshafen Germany
(72)**Name of Inventor :**
1)DOCHNAHL Maximilian
2)K–RBER Karsten
3)DESHMUKH Prashant
4)KAISER Florian
5)RACK Michael
6)FRASSETTO Timo
7)VEITCH Gemma

(57) Abstract :
The present invention relates to a process for preparing an N substituted 1 H pyrazole 5 carboxylate compound of the formula (l A) comprising the steps of i) deprotonating a compound of the formula (II) in which the variables R R and r are each as defined in the description and the claims with a magnesium organic base having a carbon bound magnesium; and ii) subjecting the product obtained in step (i) to a carbonylation by reacting it with a reagent selected from the group consisting carbon dioxide or a carbon dioxide equivalent to obtain a compound of formula (l A); and it relates to further conversions to yield a N substituted 1H pyrazole 5 carbonyl chloride compound of the formula (I).

No. of Pages : 67 No. of Claims : 15

(12) PATENT APPLICATION PUBLICATION
(19) INDIA
(22) Date of filing of Application :12/05/2014
(21) Application No.3567/CHENP/2014 A
(43) Publication Date : 03/07/2015

(54) Title of the invention : MULTI STEP ELECTROCHEMICAL STRIPPING METHOD

(51) International classification :C25F7/02,C25F5/00
(31) Priority Document No :201110337199.3
(32) Priority Date :31/10/2011
(33) Name of priority country :China
(86) International Application No :PCT/US2012/059677
Filing Date :11/10/2012
(87) International Publication No :WO 2013/066586
(61) Patent of Addition to Application Number :NA
Filing Date :NA
(62) Divisional to Application Number :NA
Filing Date :NA

(71)**Name of Applicant :**
1)GENERAL ELECTRIC COMPANY
Address of Applicant :1 River Road Schenectady NY 12345 U.S.A.
(72)**Name of Inventor :**
1)XU Wenlong
2)WU Yingna
3)HU Dengji
4)XU Huiyu
5)WEI Bin
6)KOOL Lawrence Bernard
7)PENG Zhixue
8)MANTKOWSKI Thomas Edward
9)MEYER Mark Kevin

(57) Abstract :
A multi step electrochemical stripping method includes providing a determined electrode potential between a reference electrode and an article submerged in an electrolyte; recording a current peak value of a current signal flowing through the article; removing the voltage provided to the article when the current signal falls to a determined first current value after passing the current peak value; refreshing the electrolyte; providing the determined electrode potential again for a determined time and determining whether the current signal is less than a determined second current value during the determined time if not goes back to the refreshing step; and if yes the process ends.

No. of Pages : 27 No. of Claims : 20

(12) PATENT APPLICATION PUBLICATION
(19) INDIA
(22) Date of filing of Application :29/04/2014
(21) Application No.3213/CHENP/2014 A
(43) Publication Date : 03/07/2015

(54) Title of the invention : ARTHROPOD PEST CONTROL COMPOSITION

(51) International classification :A01N43/76,A01N25/04,A01P7/00
(31) Priority Document No :2011242556
(32) Priority Date :04/11/2011
(33) Name of priority country :Japan
(86) International Application No :PCT/JP2012/079053
Filing Date :02/11/2012
(87) International Publication No :WO 2013/065877
(61) Patent of Addition to Application Number :NA
Filing Date :NA
(62) Divisional to Application Number :NA
Filing Date :NA

(71)**Name of Applicant :**
1)SUMITOMO CHEMICAL COMPANY LIMITED
Address of Applicant :27 1 Shinkawa 2 chome Chuo ku Tokyo 1048260 Japan
2)Kyoyu Agri Co. Ltd.
(72)**Name of Inventor :**
1)NATSUHARA Katsuya
2)KIMURA Yusuke
3)TAKIUCHI Mamoru

(57) Abstract :
Disclosed is an arthropod pest control composition comprising 2 (2 6 difluorophenyl) 4 [4 (1 1 dimethylethyl) 2 ethoxyphenyl] 4 5 dihydrooxazole and an inert carrier wherein the volume median diameter of 2 (2 6 difluorophenyl) 4 [4 (1 1 dimethylethyl) 2 ethoxyphenyl] 4 5 dihydrooxazole is from 1.5 to 5.9 µm.

No. of Pages : 19 No. of Claims : 12

(12) PATENT APPLICATION PUBLICATION
(21) Application No.3310/CHENP/2014 A
(19) INDIA
(22) Date of filing of Application :01/05/2014
(43) Publication Date : 03/07/2015

(54) Title of the invention : A BEVERAGE VALVE ASSEMBLY MOUNTING ASSEMBLY

(51) International classification :B67D7/74
(31) Priority Document No :61/555223
(32) Priority Date :03/11/2011
(33) Name of priority country :U.S.A.
(86) International Application No :PCT/US2012/063285
Filing Date :02/11/2012
(87) International Publication No :WO 2013/067324
(61) Patent of Addition to Application Number :NA
Filing Date :NA
(62) Divisional to Application Number :NA
Filing Date :NA

(71)**Name of Applicant :**
1)MANITOWOC FOODSERVICE COMPANIES LLC
Address of Applicant :2400 South 44th Street Manitowoc WI 54220 U.S.A.
(72)**Name of Inventor :**
1)BROWN James Wallace
2)BURTON Bruce

(57) Abstract :
A mounting assembly includes a beverage mounting assembly having a housing. The housing has a housing wall that surrounds a cavity. A valve body is connectable to the beverage mounting assembly. The valve body is connectable to the beverage mounting assembly via a clip. The clip is insertable into both the housing and the valve body to connect the valve body to the beverage mounting assembly. At least one actuator is disposed in the cavity of the housing. The actuator rotates from a closed position to an open position that actuates pressure to the valve body from a liquid source. The actuator is separate from the clip that connects the housing to the valve body.

No. of Pages : 28 No. of Claims : 19

(12) PATENT APPLICATION PUBLICATION
(21) Application No.3401/CHENP/2014 A
(19) INDIA
(22) Date of filing of Application :06/05/2014
(43) Publication Date : 03/07/2015

(54) Title of the invention : ELEVATOR DEVICE

(51) International classification :B66B7/06
(31) Priority Document No :NA
(32) Priority Date :NA
(33) Name of priority country :NA
(86) International Application No :PCT/JP2011/078267
Filing Date :07/12/2011
(87) International Publication No :WO 2013/084310
(61) Patent of Addition to Application Number :NA
Filing Date :NA
(62) Divisional to Application Number :NA
Filing Date :NA

(71)**Name of Applicant :**
1)MITSUBISHI ELECTRIC CORPORATION
Address of Applicant :7 3 Marunouchi 2 chome Chiyoda ku Tokyo 1008310 Japan
(72)**Name of Inventor :**
1)MARUYAMA Naoyuki

(57) Abstract :
The purpose of the present invention is to save the space in the horizontal direction and vertical direction of a hoistway. An elevator device wherein a hoist (8) comprises a sheave (9) and a motor part (10) for rotating the sheave and is disposed in an upper part within a hoistway (1). A suspension means (12) is wound around a first car suspending pulley (13a) a second car suspending pulley (13b) the sheave (9) and a counterweight suspending pulley (14) in sequence. The second car suspending pulley (13b) the sheave (9) and the counterweight suspending pulley (14) are disposed on one side with respect to a car guide rail center line (C1) connecting first and second car guide rails (3a 3b) when viewed from above. Part of the motor part (10) is disposed between the back surface of the second car guide rail (3b) and a hoistway wall. The sheave (9) is disposed so as to overlap with the second car guide rail (3b) when viewed from the landing side.

No. of Pages : 29 No. of Claims : 12

(12) PATENT APPLICATION PUBLICATION
(21) Application No.3591/CHENP/2014 A
(19) INDIA
(22) Date of filing of Application :13/05/2014
(43) Publication Date : 03/07/2015

(54) Title of the invention : DEPTH COMPONENT REMOVAL FOR MULTIVIEW VIDEO CODING (MVC) COMPATIBLE THREE DIMENSIONAL VIDEO CODING (3DVC)

(51) International classification :H04N7/26
(31) Priority Document No :61/565376
(32) Priority Date :30/11/2011
(33) Name of priority country :U.S.A.
(86) International Application No :PCT/US2012/067312
Filing Date :30/11/2012
(87) International Publication No :WO 2013/082438
(61) Patent of Addition to Application Number :NA
Filing Date :NA
(62) Divisional to Application Number :NA
Filing Date :NA

(71)**Name of Applicant :**
1)QUALCOMM INCORPORATED
Address of Applicant :Attn: International IP Administration 5775 Morehouse Drive San Diego California 92121 1714 U.S.A.
(72)**Name of Inventor :**
1)CHEN Ying
2)WANG Ye Kui

(57) Abstract :
In general techniques are described for separately coding depth and texture components of video data. A video coding device configured to code video data may perform the techniques. The video coding device may comprise a decoded picture buffer and a processor configured to store a depth component in the decoded picture buffer analyze a view dependency to determine whether the depth component is used for inter view prediction and remove the depth component from the decoded picture buffer in response to determining that the depth component is not used for inter view prediction. for processing video data including a view component comprised of a depth component and a texture component.

No. of Pages : 115 No. of Claims : 32

(12) PATENT APPLICATION PUBLICATION
(19) INDIA
(22) Date of filing of Application :13/05/2014
(21) Application No.3592/CHENP/2014 A
(43) Publication Date : 03/07/2015

(54) Title of the invention : LARGEST CODING UNIT (LCU) OR PARTITION BASED SYNTAX FOR ADAPTIVE LOOP FILTER AND SAMPLE ADAPTIVE OFFSET IN VIDEO CODING

(51) International classification :H04N7/26,H04N7/50
(31) Priority Document No :61/564215
(32) Priority Date :28/11/2011
(33) Name of priority country :U.S.A.
(86) International Application No :PCT/US2012/066250
Filing Date :21/11/2012
(87) International Publication No :WO 2013/081935
(61) Patent of Addition to Application Number :NA
Filing Date :NA
(62) Divisional to Application Number :NA
Filing Date :NA

(71)**Name of Applicant :**
1)QUALCOMM INCORPORATED
Address of Applicant :ATTN: International IP Administration 5775 Morehouse Drive San Diego CA 92121 1714 U.S.A.
(72)**Name of Inventor :**
1)CHONG In Suk
2)WANG Xianglin
3)KARCZEWICZ Marta

(57) Abstract :
This disclosure relates to techniques for performing sample adaptive offset (SAO) processes in a video coding process. A video coder may store sets of SAO information. The SAO information may include data indicative of offset values. The video coder may also store mapping information that maps at least some of the sets of SAO information for one or more sequence partitions of a frame of video data. Additionally the video coder may perform the SAO processes for one of the partitions of the frame based on the stored SAO information and the stored mapping information.

No. of Pages : 50 No. of Claims : 65

(12) PATENT APPLICATION PUBLICATION
(21) Application No.3404/CHENP/2014 A
(19) INDIA
(22) Date of filing of Application :06/05/2014
(43) Publication Date : 03/07/2015

(54) Title of the invention : DRIVER DEVICE AND DRIVING METHOD FOR DRIVING A LOAD AND HAVING A POLARITY DEPENDENT BLEEDER CIRCUIT

(51) International classification :H05B33/08
(31) Priority Document No :61/555647
(32) Priority Date :04/11/2011
(33) Name of priority country :U.S.A.
(86) International Application No :PCT/IB2012/055971
Filing Date :29/10/2012
(87) International Publication No :WO 2013/064960
(61) Patent of Addition to Application Number :NA
Filing Date :NA
(62) Divisional to Application Number :NA
Filing Date :NA

(71)**Name of Applicant :**
1)KONINKLIJKE PHILIPS N.V.
Address of Applicant :High Tech Campus 5 NL 5656 AE Eindhoven Netherlands
(72)**Name of Inventor :**
1)RADERMACHER Harald Josef Guenther

(57) Abstract :
The present invention relates to a driver device (60) for driving a load (12) in particular an LED unit (84) having one or more LEDs comprising: input terminals for receiving an input voltage (V10) from an external power source (16) for powering the load (12) connection means (64) for connecting the input terminals to each other and for providing a current path (66 68) dependent on the polarity of the input voltage (VI 0) wherein the connection means (64) comprise a first current path (66) for connecting the input terminals in a first current direction and a second current path (68) for connecting the input terminals in a second current direction opposite to the first current direction wherein the first and the second current path (66 68) each comprise a current control unit (88 90) for controlling a bleeding current (13 14) in the respective current path (66 68) and wherein the first and the second current path (66 68) each comprise decoupling means (92 94) for blocking the bleeding current (13 14) in the respective current path (66 68) in a reverse direction opposite to the respective current direction.

No. of Pages : 28 No. of Claims : 14

(12) PATENT APPLICATION PUBLICATION
(19) INDIA
(22) Date of filing of Application :06/05/2014
(21) Application No.3405/CHENP/2014 A
(43) Publication Date : 03/07/2015

(54) Title of the invention : APPARATUS AND METHOD FOR MEASURING CALORIE IN A BEVERAGE

(51) International classification	:G01N33/14,G01N25/20,G01N29/02
(31) Priority Document No	:PCT/CN2011/081728
(32) Priority Date	:03/11/2011
(33) Name of priority country	:China
(86) International Application No	:PCT/IB2012/056126
Filing Date	:02/11/2012
(87) International Publication No	:WO 2013/065026
(61) Patent of Addition to Application Number	:NA
Filing Date	:NA
(62) Divisional to Application Number	:NA
Filing Date	:NA

(71)**Name of Applicant :**
1)KONINKLIJKE PHILIPS N.V.
Address of Applicant :High Tech Campus 5 NL 5656 AE Eindhoven Netherlands
(72)**Name of Inventor :**
1)CHEN Weizhong
2)YIN Bin
3)KELLY Declan Patrick

(57) Abstract :
The invention relates to an apparatus and method for measuring calorie in a beverage. The apparatus comprises a chamber an information obtaining unit a concentration measuring unit a processing unit and a display screen. The chamber is configured to contain the beverage. The information obtaining unit is configured to obtain beverage information indicating the volume or the weight of the beverage. The concentration measuring unit configured to measure the concentration of a predetermined substance in the beverage. The processing unit is configured to calculate the overall calorie according to the volume or the weight of the beverage and the measured concentration of the predetermined substance. The display screen is configured to display the overall calorie.

No. of Pages : 20 No. of Claims : 10

(12) PATENT APPLICATION PUBLICATION
(19) INDIA
(22) Date of filing of Application :13/05/2014
(21) Application No.3619/CHENP/2014 A
(43) Publication Date : 03/07/2015

(54) Title of the invention : HAIR DETECTOR WITH MULTIPLE FOCAL POINTS

(51) International classification :A61N5/06,G01N21/23
(31) Priority Document No :61/558005
(32) Priority Date :10/11/2011
(33) Name of priority country :U.S.A.
(86) International Application No :PCT/IB2012/056213
Filing Date :07/11/2012
(87) International Publication No :WO 2013/068932
(61) Patent of Addition to Application Number :NA
Filing Date :NA
(62) Divisional to Application Number :NA
Filing Date :NA

(71)**Name of Applicant :**
1)KONINKLIJKE PHILIPS N.V.
Address of Applicant :c/o High Tech Campus 5 5656 AE Eindhoven Netherlands
(72)**Name of Inventor :**
1)VARGHESE Babu
2)VERHAGEN Rieko

(57) Abstract :
A hair treatment (40) device is provided comprising a light based detector (10) for detecting a hair (22) near a skin surface (21) the detector (10) comprising a light source (11) optical elements (14 16 17 18) and a polarization sensitive light sensor (12 13). The light source (11) is provided for generating a light beam (31) with an incident polarization. The optical elements (14 16 17 18) are provided for focusing the light beam (31) at the hair (22) near the skin surface (21). The polarization sensitive light sensor (12 13) is provided for detecting light interacted with the hair (22) or the skin surface (21) and having a predefined linear polarization. The light source (11) and/or the optical elements (14 16 17 18) are arranged to cause the light beam (31) to simultaneously have multiple spatially separated foci (51 52 53) at or near the hair (22) or the skin surface (21).

No. of Pages : 13 No. of Claims : 12

(12) PATENT APPLICATION PUBLICATION
(19) INDIA
(22) Date of filing of Application :13/05/2014
(21) Application No.3620/CHENP/2014 A
(43) Publication Date : 03/07/2015

(54) Title of the invention : SPECTRAL IMAGING

(51) International classification :A61B6/12,A61B6/03,A61B18/02
(31) Priority Document No :61/558154
(32) Priority Date :10/11/2011
(33) Name of priority country :U.S.A.
(86) International Application No :PCT/IB2012/056091
Filing Date :01/11/2012
(87) International Publication No :WO 2013/068896
(61) Patent of Addition to Application Number :NA
Filing Date :NA
(62) Divisional to Application Number :NA
Filing Date :NA

(71)**Name of Applicant :**
1)KONINKLIJKE PHILIPS N.V.
Address of Applicant :High Tech Campus 5 NL 5656 AE Eindhoven Netherlands
(72)**Name of Inventor :**
1)MANZKE Robert
2)PROKSA Roland
3)NEUBAUER Anne Morawski
4)SCHIRRA Carsten Oliver

(57) Abstract :
An analyzer (124) includes a quantifier (204) configured to quantify an amount of contrast material representing scar tissue created by ablation for tissue of interest in contrast enhanced imaging data and a recommender (210) configured to generate a signal indicative of a recommendation to further ablate the tissue of interest in response to the quantified amount of the contrast material not satisfying a pre determined threshold. A method includes obtaining contrast enhanced image data indicative of scar tissue created by ablation of tissue of interest quantifying an amount of contrast material for the scar tissue in the tissue of interest and generating a signal indicative of a recommendation to further ablate the tissue of interest in response to the quantified amount of the contrast material not satisfying a pre determined threshold.

No. of Pages : 15 No. of Claims : 22

(12) PATENT APPLICATION PUBLICATION
(19) INDIA
(22) Date of filing of Application :05/05/2014
(21) Application No.3355/CHENP/2014 A
(43) Publication Date : 03/07/2015

(54) Title of the invention : SERVICE LINK ESTABLISHMENT

(51) International classification :H04W76/02,H04W28/16,H04W72/08
(31) Priority Document No :11360049.8
(32) Priority Date :10/11/2011
(33) Name of priority country :EPO
(86) International Application No :PCT/EP2012/004606
Filing Date :05/11/2012
(87) International Publication No :WO 2013/068094
(61) Patent of Addition to Application Number :NA
Filing Date :NA
(62) Divisional to Application Number :NA
Filing Date :NA

(71)**Name of Applicant :**
1)ALCATEL LUCENT
Address of Applicant :3 avenue Octave Grard F 75007 Paris France
(72)**Name of Inventor :**
1)PUDDLE Nicola
2)BREND Graham R.
3)WONG Shin Horng

(57) Abstract :
A method of establishing a plurality of service links between user equipment and a network access node in a wireless telecommunications network and user equipment and a computer program product operable to perform that method. The method comprises: determining that there is data traffic to be sent between user equipment and the network access node; establishing a first service link for communication of the data traffic; determining that there is further data traffic requiring establishment of a second service link to be sent between the user equipment and the network access node; determining a pre set radio condition parameter indicative of radio condition required for successful communication of the further data traffic on the second service link between said user equipment and the network access node; assessing radio condition experienced at the user equipment and if said radio condition parameter is being met establishing a second service link for communication of the further data traffic. Such a method allows user equipment to determine whether a second service link is likely to be successfully established thereby offering an opportunity to minimise unnecessary network signalling and the likelihood that a second service link will pull down the first service link.

No. of Pages : 22 No. of Claims : 14

(12) PATENT APPLICATION PUBLICATION
(21) Application No.3545/CHENP/2014 A
(19) INDIA
(22) Date of filing of Application :12/05/2014
(43) Publication Date : 03/07/2015

(54) Title of the invention : SYSTEMS AND METHODS FOR USING IN RECOVERING CONVERTER AFTER GRID FAULT EVENT

(51) International classification :H02J3/38,H02H7/12,G01R31/08
(31) Priority Document No :NA
(32) Priority Date :NA
(33) Name of priority country :NA
(86) International Application No :PCT/CN2011/081519
Filing Date :28/10/2011
(87) International Publication No :WO 2013/060024
(61) Patent of Addition to Application Number :NA
Filing Date :NA
(62) Divisional to Application Number :NA
Filing Date :NA

(71)**Name of Applicant :**
1)GENERAL ELECTRIC COMPANY
Address of Applicant :1 River Road Schenectady New York New York 12345 U.S.A.
(72)**Name of Inventor :**
1)ZHU Huibin
2)SMITH David
3)ZHU Jun
4)WU Xueqin

(57) Abstract :
Systems power modules (108) and methods (200) for using in controlling a converter (110) coupled between a power generator (104) and an electric grid (102) are provided. One of the power modules (108) includes the converter (110) configured to supply an output from the power generator (104) to the electric grid (102) and a controller (112) coupled to the converter (110). The controller (112) includes a phase lock loop (PLL) module (123) and at least one regulator (128 130). The at least one regulator (128 130) is configured to at least partially control the converter (110) as a function of at least one parameter. The controller (112) is configured to disable the converter (110) in response to a grid fault event to maintain coupling between the power generator (104) and the converter (110) during the grid fault event to determine whether the PLL module (123) is locked onto a voltage associated with the electric grid to adjust the at least one parameter after the grid fault event and to re enable the converter to supply the output from the power generator (104) to the electric grid (102).

No. of Pages : 28 No. of Claims : 22

(12) PATENT APPLICATION PUBLICATION
(19) INDIA
(22) Date of filing of Application :12/05/2014
(21) Application No.3546/CHENP/2014 A
(43) Publication Date : 03/07/2015

(54) Title of the invention : DESALINATION SYSTEM AND METHOD

(51) International classification :C02F1/469
(31) Priority Document No :201110385034.3
(32) Priority Date :28/11/2011
(33) Name of priority country :China
(86) International Application No :PCT/US2012/064338
Filing Date :09/11/2012
(87) International Publication No :WO 2013/081799
(61) Patent of Addition to Application Number :NA
Filing Date :NA
(62) Divisional to Application Number :NA
Filing Date :NA

(71)**Name of Applicant :**
1)GENERAL ELECTRIC COMPANY
Address of Applicant :1 River Road Schenectady NY 12345 U.S.A.
(72)**Name of Inventor :**
1)XIONG Rihua
2)CAI Wei
3)BARBER John Harold
4)ELYANOW Irving David
5)JONES George Randall
6)ZEPEDA Juan Alfredo

(57) Abstract :
A desalination system comprises an electrodialysis reversal apparatus (11) configured to receive a first stream (14) for desalination and a second stream (15) to carry away ions removed from the first stream and a precipitation unit (12) in fluid communication with the electrodialysis reversal apparatus (11) and configured to circulate the second stream (15) therebetween. At least one backwashable filter (13) is disposed between and in fluid communication with the electrodialysis reversal apparatus and the precipitation and configured to filter the second stream (15) in a normal operation mode. A desalination method is also presented.

No. of Pages : 19 No. of Claims : 20

(12) PATENT APPLICATION PUBLICATION
(21) Application No.3646/CHENP/2014 A
(19) INDIA
(22) Date of filing of Application :15/05/2014
(43) Publication Date : 03/07/2015

(54) Title of the invention : 1 3 DIARYL SUBSTITUTED HETEROCYCLIC PESTICIDES

(51) International classification :A01N43/56
(31) Priority Document No :61/550971
(32) Priority Date :25/10/2011
(33) Name of priority country :U.S.A.
(86) International Application No :PCT/US2012/061948
Filing Date :25/10/2012
(87) International Publication No :WO 2013/063282
(61) Patent of Addition to Application Number :NA
Filing Date :NA
(62) Divisional to Application Number :NA
Filing Date :NA

(71)**Name of Applicant :**
1)E. I. DU PONT DE NEMOURS AND COMPANY
Address of Applicant :1007 Market Street Wilmington Delaware 19899 U.S.A.
(72)**Name of Inventor :**
1)PAHUTSKI Thomas Francis Jr.
2)LAHM George Philip
3)KAR Moumita
4)AHMAD Omar Khaled

(57) Abstract :
Disclosed are compounds of Formula 1 oxides and salts thereof wherein Q is and Z Z J J M R R R R R R and R are as defined in the disclosure. Also disclosed are compositions containing the compounds of Formula 1 and methods for controlling an invertebrate pest comprising contacting the invertebrate pest or its environment with a biologically effective amount of a compound or a composition of the invention.

No. of Pages : 273 No. of Claims : 14

(12) PATENT APPLICATION PUBLICATION
(21) Application No.3370/CHENP/2014 A
(19) INDIA
(22) Date of filing of Application :05/05/2014
(43) Publication Date : 03/07/2015

(54) Title of the invention : PACKAGE FOR A MICROELECTRONIC DIE MICROELECTRONIC ASSEMBLY CONTAINING SAME MICROELECTRONIC SYSTEM AND METHOD OF REDUCING DIE STRESS IN A MICROELECTRONIC PACKAGE

(51) International classification :H01L23/48,H01L23/36
(31) Priority Document No :NA
(32) Priority Date :NA
(33) Name of priority country :NA
(86) International Application No :PCT/US2011/065512
Filing Date :16/12/2011
(87) International Publication No :WO 2013/089780
(61) Patent of Addition to Application Number :NA
Filing Date :NA
(62) Divisional to Application Number :NA
Filing Date :NA

(71)**Name of Applicant :**
1)INTEL CORPORATION
Address of Applicant :2200 Mission College Boulevard M/S: RNB 4 150 Santa Clara California 95052 U.S.A.
(72)**Name of Inventor :**
1)MALLIK Debendra
2)NARASIMHAN Srindhar
3)MANUSHAROW Mathew J.
4)BOYD Thomas A.

(57) Abstract :
A package for a microelectronic die (110) includes a first substrate (120) adjacent to a first surface (112) of the die a second substrate (130) adjacent to the first substrate and a heat spreader (140) adjacent to a second surface (111) of the die. The heat spreader makes contact with both the first substrate and the second substrate.

No. of Pages : 26 No. of Claims : 19

(12) PATENT APPLICATION PUBLICATION
(19) INDIA
(22) Date of filing of Application :05/05/2014
(21) Application No.3371/CHENP/2014 A
(43) Publication Date : 03/07/2015

(54) Title of the invention : DRAM COMPRESSION SCHEME TO REDUCE POWER CONSUMPTION IN MOTION COMPENSATION AND DISPLAY REFRESH

(51) International classification :H04N5/91,G06F13/16,H04N7/24
(31) Priority Document No :NA
(32) Priority Date :NA
(33) Name of priority country :NA
(86) International Application No :PCT/US2011/066556
Filing Date :21/12/2011
(87) International Publication No :WO 2013/095448
(61) Patent of Addition to Application Number :NA
Filing Date :NA
(62) Divisional to Application Number :NA
Filing Date :NA

(71)**Name of Applicant :**
1)INTEL CORPORATIONU
Address of Applicant :2200 Mission College Blvd Santa Clara California 95052 U.S.A.
(72)**Name of Inventor :**
1)FANG Zhen
2)GUPTE Nitin B.
3)JIANG Xiaowei

(57) Abstract :
Systems and methods of operating a memory controller may provide for receiving a write request from a motion compensation module wherein the write request includes video data. A compression of the video data may be conducted to obtain compressed data wherein the compression of the video data is transparent to the motion compensation module. In addition the compressed data can be stored to one or more memory chips. Moreover a read request may be received wherein stored data is retrieved from at least one of the one or more memory chips in response to the request. Additionally a decompression of the stored data may be conducted to obtain decompressed data.

No. of Pages : 26 No. of Claims : 24

(12) PATENT APPLICATION PUBLICATION
(19) INDIA
(22) Date of filing of Application :05/05/2014
(21) Application No.3372/CHENP/2014 A
(43) Publication Date : 03/07/2015

(54) Title of the invention : METHOD AND SYSTEM FOR COEXISTENCE OF MULTIPLE COLLOCATED RADIOS

(51) International classification :H04W88/06,H04W56/00
(31) Priority Document No :NA
(32) Priority Date :NA
(33) Name of priority country :NA
(86) International Application No :PCT/US2011/067414
Filing Date :27/12/2011
(87) International Publication No :WO 2013/100910
(61) Patent of Addition to Application Number :NA
Filing Date :NA
(62) Divisional to Application Number :NA
Filing Date :NA

(71)**Name of Applicant :**
1)INTEL CORPORATION
Address of Applicant :2200 Mission College Boulevard Santa Clara California 95052 U.S.A.
(72)**Name of Inventor :**
1)YANG Xue
2)GUO Yongfang
3)GUO Xingang
4)KARACAOGLU Ulun

(57) Abstract :
An apparatus may include a set of transceivers comprising three or more transceivers each operable to communicate via a wireless communications standard different from each other transceiver and a driver to output an enable signal when a first transceiver of the set of transceivers is active. The apparatus may also include a processor circuit and a real time frame synchronization module operable on the processor circuit to receive a first frame synchronization input signal to delineate first receive and first transmit periods of a radio frame of a first transceiver of the set of transceivers and to generate a frame synchronization signal to align receive and transmit periods of each of a multiplicity of additional transceivers of the set of transceivers to the respective first receive and first transmit periods of the first transceiver. Other embodiments are disclosed and claimed.

No. of Pages : 59 No. of Claims : 20

(12) PATENT APPLICATION PUBLICATION
(19) INDIA
(22) Date of filing of Application :07/05/2014
(21) Application No.3470/CHENP/2014 A
(43) Publication Date : 03/07/2015

(54) Title of the invention : FORMULATIONS PRODUCTION THEREOF AND USE THEREOF AS OR FOR PRODUCING DISHWASHING DETERGENTS

(51) International classification :C11D3/00,C11D3/20,C11D3/33
(31) Priority Document No :11185838.7
(32) Priority Date :19/10/2011
(33) Name of priority country :EPO
(86) International Application No:PCT/EP2012/070229
Filing Date :12/10/2012
(87) International Publication No :WO 2013/057041
(61) Patent of Addition to Application Number :NA
Filing Date :NA
(62) Divisional to Application Number :NA
Filing Date :NA

(71)**Name of Applicant :**
1)BASF SE
Address of Applicant :67056 Ludwigshafen Germany
(72)**Name of Inventor :**
1)HFFER Stephan
2)HARTMANN Markus
3)FISCHER Sonja
4)FABENDER Stefan

(57) Abstract :
Formulations containing: (A) at least one compound selected from aminocarboxylates and polyaminocarboxylates as well as salts and derivatives thereof (B) at least one bismuth salt and (C) at least one homo or co polymer of ethylenimine.

No. of Pages : 23 No. of Claims : 13

(12) PATENT APPLICATION PUBLICATION
(19) INDIA
(22) Date of filing of Application :15/05/2014
(21) Application No.3668/CHENP/2014 A
(43) Publication Date : 03/07/2015

(54) Title of the invention : MICROCAPSULES AND USES THEREOF

(51) International classification :B01J13/06,B01J13/16,C11D3/50
(31) Priority Document No :11191101.2
(32) Priority Date :29/11/2011
(33) Name of priority country :EPO
(86) International Application No :PCT/EP2012/073578
Filing Date :26/11/2012
(87) International Publication No :WO 2013/079435
(61) Patent of Addition to Application Number :NA
Filing Date :NA
(62) Divisional to Application Number :NA
Filing Date :NA

(71)**Name of Applicant :**
1)FIRMENICH SA
Address of Applicant :1 route des Jeunes P.O. Box 239 CH 1211 Geneva 8 Switzerland
(72)**Name of Inventor :**
1)BERTHIER Damien
2)HERRMANN Andreas
3)PARET Nicolas
4)OUALI Lahoussine

(57) Abstract :
The present invention relates to core shell microcapsules comprising photolabile 2 oxoacetate pro fragrance molecules capable of liberating an active molecule such as for example an aldehyde or ketone upon exposure to light. The present invention concerns also the use of said microcapsules in perfumery as well as the perfuming compositions or perfumed articles comprising the invention s microcapsules to provide a prolonged release of fragrant aldehydes and/or ketones.

No. of Pages : 76 No. of Claims : 12

(12) PATENT APPLICATION PUBLICATION
(19) INDIA
(22) Date of filing of Application :15/05/2014
(21) Application No.3669/CHENP/2014 A
(43) Publication Date : 03/07/2015

(54) Title of the invention : DOOR HINGE

(51) International classification :E05F5/08,E05D3/06
(31) Priority Document No :1020110119228
(32) Priority Date :16/11/2011
(33) Name of priority country :Republic of Korea
(86) International Application No :PCT/KR2012/003535
Filing Date :04/05/2012
(87) International Publication No :WO 2013/073752
(61) Patent of Addition to Application Number :NA
Filing Date :NA
(62) Divisional to Application Number :NA
Filing Date :NA

(71)**Name of Applicant :**
1)POONG WON INDUSTRY CO. LTD.
Address of Applicant :97 Bugok Ri Jangyou Myeon Gimhae Si Kyungnam 621 833 Republic of Korea
(72)**Name of Inventor :**
1)LEE June young

(57) Abstract :
The present invention relates to a door hinge configured to more stably close a door. To this end the door hinge according to the present invention includes: a fixed board fixed to the door frame; a cover housing fitted to the upper end of the fixed board; an operation cam member rotatably disposed within the cover housing wherein the operation cam member is axially coupled to an operation frame fixed to the door so that the operation frame rotates with respect to a shaft according to the rotation of the operation frame; a link eccentrically coupled to one side of the operation cam member by using a second pin so that the link linearly operates according to the rotation of the operation cam member; a slide coupled to the link by using a first pin so that the slide moves in the forward backward and horizontal directions according to the linear movement of the link due to the rotation of the operation cam member in a state where the slide is disposed within the cover housing; and a spring fitted into the outer circumferential surface of the slide and pressed by the horizontal movement of the slide to elastically support the closing of the door.

No. of Pages : 24 No. of Claims : 3

(12) PATENT APPLICATION PUBLICATION
(21) Application No.3352/CHENP/2014 A
(19) INDIA
(22) Date of filing of Application :02/05/2014
(43) Publication Date : 03/07/2015

(54) Title of the invention : INFORMATION PROCESSING DEVICE INFORMATION PROCESSING METHOD AND PROGRAM

(51) International classification :G06T19/00
(31) Priority Document No :2011248098
(32) Priority Date :11/11/2011
(33) Name of priority country :Japan
(86) International Application No :PCT/JP2012/006336
Filing Date :03/10/2012
(87) International Publication No :WO 2013/069196
(61) Patent of Addition to Application Number :NA
Filing Date :NA
(62) Divisional to Application Number :NA
Filing Date :NA

(71)**Name of Applicant :**
1)SONY CORPORATION
Address of Applicant :1 7 1 Konan Minato ku Tokyo 1080075 Japan
(72)**Name of Inventor :**
1)KASAHARA Shunichi

(57) Abstract :
An apparatus including an image processor configured to receive a video superimpose an object on the video at a distance from a reference point and modify a location of the object based on a distance between the object and the reference point in a later frame.

No. of Pages : 37 No. of Claims : 20

(12) PATENT APPLICATION PUBLICATION
(19) INDIA
(22) Date of filing of Application :12/05/2014
(21) Application No.3547/CHENP/2014 A
(43) Publication Date : 03/07/2015

(54) Title of the invention : METHOD OF MANUFACTURING A COIL SUPPORT MEMBER AND COIL SUPPORT MEMBER

(51) International classification :B29C39/00,B29C39/02,B29C39/10
(31) Priority Document No :11186304.9
(32) Priority Date :24/10/2011
(33) Name of priority country :EPO
(86) International Application No :PCT/EP2012/069841
Filing Date :08/10/2012
(87) International Publication No :WO 2013/060568
(61) Patent of Addition to Application Number :NA
Filing Date :NA
(62) Divisional to Application Number :NA
Filing Date :NA

(71)**Name of Applicant :**
1)GE ENERGY POWER CONVERSION TECHNOLOGY LTD
Address of Applicant :Boughton Road Rugby Warwickshire CV21 1BU U.K.
(72)**Name of Inventor :**
1)SWAFFIELD David John
2)INGLES Martin Richard

(57) Abstract :
The present invention relates to a coil support member (1) and a method of manufacturing the same in which a thermosetting or thermoplastic material is introduced into a mould cavity and hardened. One or more components (12 14) are positioned within the mould cavity during the manufacturing process before the thermosetting or thermoplastic material is introduced. These components are then embedded in the thermosetting or thermoplastic material and form an integral part of the coil support member (1). One or more functional filler materials are added to the thermosetting or thermoplastic material to improve the thermal matching between the integral components and the thermosetting or thermoplastic material.

No. of Pages : 18 No. of Claims : 12

(12) PATENT APPLICATION PUBLICATION
(19) INDIA
(22) Date of filing of Application :12/05/2014
(21) Application No.3548/CHENP/2014 A
(43) Publication Date : 03/07/2015

(54) Title of the invention : POWER CONVERTER BASED ON H BRIDGES

(51) International classification :B60L7/14,B60L7/16,H02M5/40
(31) Priority Document No :13/296349
(32) Priority Date :15/11/2011
(33) Name of priority country :U.S.A.
(86) International Application No:PCT/US2012/064030
Filing Date :08/11/2012
(87) International Publication No :WO 2013/074358
(61) Patent of Addition to Application Number :NA
Filing Date :NA
(62) Divisional to Application Number :NA
Filing Date :NA

(71)**Name of Applicant :**
1)GENERAL ELECTRIC COMPANY
Address of Applicant :1 River Road Schenectady NY 12345 U.S.A.
(72)**Name of Inventor :**
1)SCHROEDER Stefan
2)WIJEKOON Piniwan Thiwanka Bandara

(57) Abstract :
A power converter includes an active front end (AFE) that is coupled by a dc link stage to a plurality of H bridge inverters. One or more multi phase electromagnetic energy conversion devices such as transformers or electric machines with open windings that are connected to only the AFE or only the H bridge inverters or to both the AFE and H bridge inverters provide a regenerative or partial regenerative power converter.

No. of Pages : 22 No. of Claims : 21

(12) PATENT APPLICATION PUBLICATION
(19) INDIA
(22) Date of filing of Application :12/05/2014
(21) Application No.3549/CHENP/2014 A
(43) Publication Date : 03/07/2015

(54) Title of the invention : DEVICE AND METHOD FOR SLOW TURNING OF AN AERODERIVATIVE GAS TURBINE

(51) International classification :F01D21/00,F01D21/06,F01D21/18
(31) Priority Document No :FI2011A000247
(32) Priority Date :14/11/2011
(33) Name of priority country :Italy
(86) International Application No :PCT/EP2012/072442
Filing Date :13/11/2012
(87) International Publication No :WO 2013/072291
(61) Patent of Addition to Application Number :NA
Filing Date :NA
(62) Divisional to Application Number :NA
Filing Date :NA

(71)**Name of Applicant :**
1)NUOVO PIGNONE S.P.A.
Address of Applicant :Via Felice Matteucci 2 I 50127 Florence Italy
(72)**Name of Inventor :**
1)LAZZERI Marco
2)MERLO Roberto
3)VITI Filippo
4)BALDASSARRE Antonio

(57) Abstract :
An aeroderivative gas turbine is described comprising a gas generator (20) a gas generator rotor a power turbine section and a slow turning device (33) wherein said slow turning device is designed and arranged to keep said rotor in rotary motion after turbine shut down.

No. of Pages : 31 No. of Claims : 29

(12) PATENT APPLICATION PUBLICATION
(19) INDIA
(22) Date of filing of Application :15/05/2014
(21) Application No.3665/CHENP/2014 A
(43) Publication Date : 03/07/2015

(54) Title of the invention : METHODS OF PROCESSING POLYHALITE ORE METHODS OF PRODUCING POTASSIUM SULFATE AND RELATED SYSTEMS

(51) International classification :C01D5/02,B01J6/00
(31) Priority Document No :61/559488
(32) Priority Date :14/11/2011
(33) Name of priority country :U.S.A.
(86) International Application No :PCT/US2012/063687
Filing Date :06/11/2012
(87) International Publication No :WO 2013/074328
(61) Patent of Addition to Application Number :NA
Filing Date :NA
(62) Divisional to Application Number :NA
Filing Date :NA

(71)**Name of Applicant :**
1)INTERCONTINENTAL POTASH CORP. (USA)
Address of Applicant :600 West Bender Boulevard Hobbs New Mexico 88240 2287 U.S.A.
(72)**Name of Inventor :**
1)NEUMAN Thomas H.
2)CHASTAIN Richard W.
3)FELTON Donial M.
4)NEUMAN Daniel C.
5)SCHNAUBER Otto C.

(57) Abstract :
Methods of forming potassium sulfate include calcining polyhalite ore particles to convert the polyhalite ore particles to a water soluble composition. At least a portion of the water soluble composition is dissolved in an aqueous medium to form an aqueous solution comprising K Mg and SO ions and a calcium containing solid. The calcium containing solid is separated from the aqueous solution to form a filtrate comprising K Mg and SO ions. A potassium containing salt is dissolved in the filtrate to increase the concentration of K and SO ions to form a concentrated liquor and KSO is crystallized from the concentrated liquor. A system for processing polyhalite ore includes a countercurrent leaching apparatus a first mix tank an evaporator and at least one crystallizer.

No. of Pages : 29 No. of Claims : 22

(12) PATENT APPLICATION PUBLICATION
(19) INDIA
(22) Date of filing of Application :15/05/2014
(21) Application No.3666/CHENP/2014 A
(43) Publication Date : 03/07/2015

(54) Title of the invention : SOLAR TUBE PANEL WITH DUAL EXPOSURE HEAT ABSORPTION

(51) International classification :F24J2/24
(31) Priority Document No :61/560527
(32) Priority Date :16/11/2011
(33) Name of priority country :U.S.A.
(86) International Application No :PCT/US2012/065324
Filing Date :15/11/2012
(87) International Publication No :WO 2013/074818
(61) Patent of Addition to Application Number :NA
Filing Date :NA
(62) Divisional to Application Number :NA
Filing Date :NA

(71)**Name of Applicant :**
1)BABCOCK & WILCOX POWER GENERATION GROUP INC.
Address of Applicant :20 S. Van Buren Avenue Barberton OH 44203 U.S.A.
(72)**Name of Inventor :**
1)KRAFT David L.
2)WASYLUK David T.
3)PERSINGER Justin A.
4)MARSHALL Jason M.

(57) Abstract :
A dual exposure heat absorption panel is disclosed which can be used in a solar receiver design. Generally the heat absorption panel includes a tube panel through which a heat transfer fluid is flowed to absorb solar energy from heliostats that are focused on the tube panel. A structural support frame surrounds the tube panel. A stiffener structure runs across the exposed faces of the tube panel. The headers and other support structures on the periphery are protected by use of a heat shield. Different tube couplings are possible with this structure as well as different stiffening structures at the headers. The heat shield can be shaped to create an open space permitting focusing of sunlight on the edge tubes as well. A curtain can be used as an additional heat shield in certain scenarios.

No. of Pages : 44 No. of Claims : 14

(12) PATENT APPLICATION PUBLICATION
(21) Application No.3293/CHENP/2014 A
(19) INDIA
(22) Date of filing of Application :30/04/2014
(43) Publication Date : 03/07/2015

(54) Title of the invention : PLANTS HAVING ENHANCED YIELD RELATED TRAITS AND METHOD FOR MAKING THE SAME

(51) International classification :C12N15/29,C12N15/82,A01H5/00
(31) Priority Document No :61/563625
(32) Priority Date :25/11/2011
(33) Name of priority country :U.S.A.
(86) International Application No :PCT/IB2012/056570
Filing Date :20/11/2012
(87) International Publication No :WO 2013/076650
(61) Patent of Addition to Application Number :NA
Filing Date :NA
(62) Divisional to Application Number :NA
Filing Date :NA

(71)**Name of Applicant :**
1)BASF PLANT SCIENCE COMPANY GMBH
Address of Applicant :67056 Ludwigshafen Germany
(72)**Name of Inventor :**
1)Vandenabeele Steven

(57) Abstract :
A method for enhancing yield related traits in plants by modulating expression in a plant of a nucleic acid encoding a PRR like (Pseudo Response Regulator like) polypeptide is provided. Plants having modulated expression of a nucleic acid encoding a PRR like polypeptide which plants have enhanced yield related traits relative to control plants hitherto unknown PRR like encoding nucleic acids and constructs comprising the same which are useful in performing the methods are also provided.

No. of Pages : 88 No. of Claims : 21

(12) PATENT APPLICATION PUBLICATION
(19) INDIA
(22) Date of filing of Application :01/05/2014
(21) Application No.3294/CHENP/2014 A
(43) Publication Date : 03/07/2015

(54) Title of the invention : SEMI NON DRX MODE FOR WIRELESS COMMUNICATION

(51) International classification :H04W76/04
(31) Priority Document No :61/554400
(32) Priority Date :01/11/2011
(33) Name of priority country :U.S.A.
(86) International Application No :PCT/US2012/063056
Filing Date :01/11/2012
(87) International Publication No :WO 2013/067175
(61) Patent of Addition to Application Number :NA
Filing Date :NA
(62) Divisional to Application Number :NA
Filing Date :NA

(71)**Name of Applicant :**
1)QUALCOMM INCORPORATED
Address of Applicant :Attn: International IP Administration 5775 Morehouse Drive San Diego California 92121 1714 U.S.A.
(72)**Name of Inventor :**
1)DHANDA Mungal Singh
2)JAIN Vikrant
3)CHILDREN Philip J.

(57) Abstract :
Devices methods and systems for implementing semi non DRx mode for a wireless communication device are described herein. According to some embodiments if it is determined that semi non DRx mode is supported by a network a wireless communication device can enter semi non DRx mode. The paging block on a multiframe corresponding to the wireless communication device s paging index is monitored. Other aspects embodiments and features are also claimed and described above.

No. of Pages : 70 No. of Claims : 89

(12) PATENT APPLICATION PUBLICATION
(21) Application No.3382/CHENP/2014 A
(19) INDIA
(22) Date of filing of Application :05/05/2014
(43) Publication Date : 03/07/2015

(54) Title of the invention : FIREWOOD COAL OR BIOMASS ECONOMIZING STOVE WITH MULTIPLE COMBUSTION CHAMBER THERMAL INSULATION COOKING HOB AND CHIMNEY

(51) International classification :F23B60/00,F24B1/26,F23B80/04
(31) Priority Document No :MX/u/2011/000436
(32) Priority Date :03/10/2011
(33) Name of priority country :Mexico
(86) International Application No :PCT/MX2012/000097
Filing Date :03/10/2012
(87) International Publication No :WO 2013/051923
(61) Patent of Addition to Application Number :NA
Filing Date :NA
(62) Divisional to Application Number :NA
Filing Date :NA

(71)**Name of Applicant :**
1)VILLARREAL ESCAMILLA Reynaldo
Address of Applicant :Calle Libertad Poniente 306 Colonia Centro San Pedro Garza Garca Nuevo Le³n 66230 Mexico
2)RODRIGUEZ GONZALEZ Bernardo
(72)**Name of Inventor :**
1)VILLARREAL ESCAMILLA Reynaldo
2)RODRIGUEZ GONZALEZ Bernardo

(57) Abstract :
The present invention comprises a rocket stove that has a plurality of vertical cylindrical cavities containing a combustion chamber a fuel compartment and a chimney. Said vertical cylindrical cavities are connected to a hot gas chamber where said gases are utilized to heat a hob used in the manner of a griddle. The hob has apertures over the vertical cylindrical cavities over which the food containers to be heated are placed. The hot gas chamber has an opening and an exhaust pipe for evacuating the gases from the environment where the stove is used. The stove has a thermal insulation covering placed between the interior walls thereof and the exterior in order to prevent burns. The exhaust pipe prevents intoxication by smoke inhalation which commonly arises when cooking over an open fire.

No. of Pages : 19 No. of Claims : 20

(12) PATENT APPLICATION PUBLICATION
(19) INDIA
(22) Date of filing of Application :15/05/2014
(21) Application No.3673/CHENP/2014 A
(43) Publication Date : 03/07/2015

(54) Title of the invention : SYSTEM AND METHOD FOR BAG DELIVERY

(51) International classification :B65D1/34
(31) Priority Document No :NA
(32) Priority Date :NA
(33) Name of priority country :NA
(86) International Application No :PCT/US2011/059809
Filing Date :08/11/2011
(87) International Publication No :WO 2013/070197
(61) Patent of Addition to Application Number :NA
Filing Date :NA
(62) Divisional to Application Number :NA
Filing Date :NA

(71)**Name of Applicant :**
1)AMAZON TECHNOLOGIES INC.
Address of Applicant :P.O. Box 8102 Reno Nevada 89507 U.S.A.
(72)**Name of Inventor :**
1)KAWANO Yasushi

(57) Abstract :
Delivering bags for example for delivering items and products purchased bye commerce in so called grocery tote bags to the respective purchasing customers is described. In one embodiment a system includes a box and a plurality of bag protectors each made of material having sufficient rigidity to protect a bag contained therein. In one embodiment the bag protector has a bottom panel configured to support a bottom of the bag and two side panels that are configured to extend from two opposing edges of the bottom panel away from the bottom panel to form a generally tapering profile so as to meet each other adjacent an opening portion of the bag. The box is configured to receive a plurality of bag protectors each protectively containing a bag therein. For example given the generally tapering profile of the bag protectors they may be placed alternately facing opposite directions in the box.

No. of Pages : 27 No. of Claims : 24

(12) PATENT APPLICATION PUBLICATION
(19) INDIA
(22) Date of filing of Application :15/05/2014
(21) Application No.3674/CHENP/2014 A
(43) Publication Date : 03/07/2015

(54) Title of the invention : METHOD OF QUANTIFYING CANCER TREATMENT

(51) International classification :A61B6/00,A61B6/03,A61P35/04
(31) Priority Document No :61/557362
(32) Priority Date :08/11/2011
(33) Name of priority country :U.S.A.
(86) International Application No :PCT/US2012/064134
Filing Date :08/11/2012
(87) International Publication No :WO 2013/070903
(61) Patent of Addition to Application Number :NA
Filing Date :NA
(62) Divisional to Application Number :NA
Filing Date :NA

(71)**Name of Applicant :**
1)EXELIXIS INC.
Address of Applicant :210 East Grand Ave. South San Francisco CA 94080 U.S.A.
(72)**Name of Inventor :**
1)HOLLAND Jaymes

(57) Abstract :
This invention is directed to a method for quantifying cancer treatment response in patients with bone metastases using computer aided bone scan assessment comprising: (a) obtaining a bone scan image; (b) normalizing the obtained bone scan image to identify normalized bone scan lesions; and (c) quantitatively assessing the normalized bone scan lesions using bone scan lesion area bone scan intensity or bone scan lesion count.

No. of Pages : 49 No. of Claims : 4

(12) PATENT APPLICATION PUBLICATION
(21) Application No.3670/CHENP/2014 A
(19) INDIA
(22) Date of filing of Application :15/05/2014
(43) Publication Date : 03/07/2015

(54) Title of the invention : DRILL

(51) International classification :B23B51/00
(31) Priority Document No :NA
(32) Priority Date :NA
(33) Name of priority country :NA
(86) International Application No :PCT/JP2011/075518
Filing Date :04/11/2011
(87) International Publication No :WO 2013/065201
(61) Patent of Addition to Application Number :NA
Filing Date :NA
(62) Divisional to Application Number :NA
Filing Date :NA

(71)**Name of Applicant :**
1)OSG CORPORATION
Address of Applicant :22 Honnogahara 3 chome Toyokawa shi Aichi 4420005 Japan
(72)**Name of Inventor :**
1)TAKAI Kazuteru

(57) Abstract :
A drill (10) in which a cutting edge (12) comprises a concave curved cutting edge portion (12b) on the inner peripheral side and a convex curved cutting edge portion (12a) on the outer peripheral side wherein in cross section orthogonal to the axial center (C) a first convex curve (CL1) corresponding to the convex curved cutting edge portion (12a) and a first concave curve (CL2) corresponding to the concave curved cutting edge portion (12b) intersect each other so that chips generated from the cutting edge (12) have a uniform curled shape having no needle like protrusions and accordingly a relatively short total length and the discharging of the chips is smoother and the discharge performance is improved. Furthermore a perpendicular relief angle () having an angular range of 9° to 20° is formed on a second flank (tip flank) (32) continuous from the cutting edge (12) at the tip surface (11) and a chamfer (42) having a chamfer width (CW) in the range of 0.002D to 0.02D is formed on the cutting edge (12). Therefore wear of the flank and chipping of the cutting edge (12) are minimized cutting resistance is reduced and breakage of the drill (10) is minimized.

No. of Pages : 51 No. of Claims : 12

(12) PATENT APPLICATION PUBLICATION
(21) Application No.3671/CHENP/2014 A
(19) INDIA
(22) Date of filing of Application :15/05/2014
(43) Publication Date : 03/07/2015

(54) Title of the invention : 3D FIBER COMPOSITE

(51) International classification :B32B1/06,B32B1/08
(31) Priority Document No :4356/CHE/2011
(32) Priority Date :13/12/2011
(33) Name of priority country :India
(86) International Application No :PCT/IN2012/000812
Filing Date :04/12/2012
(87) International Publication No :WO 2013/114386
(61) Patent of Addition to Application Number :NA
Filing Date :NA
(62) Divisional to Application Number :NA
Filing Date :NA

(71)**Name of Applicant :**
1)ARAVAMUDAN Gosakan
Address of Applicant :44/1 1st Floor Sri Ram Mandir Road Basavangudi Bangalore 560 004 Karnataka India
(72)**Name of Inventor :**
1)ARAVAMUDAN Gosakan

(57) Abstract :
A composite having a core containing a cellular structure reinforcing fibers an upper face sheet and a lower face sheet is provided. The cellular structure is a honeycomb structure containing strips of carrier material arranged in an x direction in an x y plane adhered together and expanded in the x direction after adhesion. The reinforcing fibers are externally bonded onto the outer walls of each of the cells of the cellular structure in a z direction. The upper face sheet and the lower face sheet are configured to be bonded to the upper portion and the lower portion of the reinforcing fibers that extend outwardly from the upper edges and the lower edges of the cells of the cellular structure respectively thereby establishing a three dimensional continuity of the reinforcing fibers between a surface of contact between the core the upper face sheet and the lower face sheet.

No. of Pages : 39 No. of Claims : 14

(12) PATENT APPLICATION PUBLICATION
(21) Application No.3672/CHENP/2014 A
(19) INDIA
(22) Date of filing of Application :15/05/2014
(43) Publication Date : 03/07/2015

(54) Title of the invention : PIPE JOINT

(51) International classification :F16L19/08,F16L33/22,F16L47/04
(31) Priority Document No :2011231049
(32) Priority Date :20/10/2011
(33) Name of priority country :Japan
(86) International Application No :PCT/JP2012/077088
Filing Date :19/10/2012
(87) International Publication No :WO 2013/058358
(61) Patent of Addition to Application Number :NA
Filing Date :NA
(62) Divisional to Application Number :NA
Filing Date :NA

(71)**Name of Applicant :**
1)TOYOX CO. LTD.
Address of Applicant :4371 Maezawa Kurobe shi Toyama 9388585 Japan
(72)**Name of Inventor :**
1)TAKIMOTO Shinji
2)HAGIHARA Chihiro
3)MORIKAWA Akira

(57) Abstract :
A pipe joint is configured so that even if a creep phenomenon occurs in a pipe body the pipe joint retains high strength for resisting the dislocation of the pipe body. A pipe body (B) is inserted into an insertion space (S) adapted for the insertion of the pipe body (B) and formed along the outer peripheral surface (1a) of a nipple (1). In this state a sleeve (4) is reduced in diameter and deformed by moving a first sloped surface (2) and a second sloped surface (3) relative to each other so that the first sloped surface (2) and the second sloped surface (3) approach each other. As a result the outer surface (B2) of the pipe body (B) is partially compressively deformed by the inner peripheral surface of the sleeve (4) and at the same time the portion of the outer surface the volume of which corresponds to the compressive deformation is deformed and swollen from the front end outer peripheral portion (B3) of the pipe body (B) toward an annular recess (5) and fitted into the annular recess (5). The deformed and swollen front end outer peripheral portion (B3) of the pipe body (B) is caught by a stepped section (5a) and the entire pipe body (B) is held so that the pipe body (B) cannot move in the opposite direction (U) to the insertion direction (N) of the pipe body (B).

No. of Pages : 30 No. of Claims : 10

(12) PATENT APPLICATION PUBLICATION
(21) Application No.3295/CHENP/2014 A
(19) INDIA
(22) Date of filing of Application :01/05/2014
(43) Publication Date : 03/07/2015

(54) Title of the invention : METHODS AND APPARATUS FOR UNSUPERVISED NEURAL REPLAY LEARNING REFINEMENT ASSOCIATION AND MEMORY TRANSFER: NEURAL ASSOCIATIVE LEARNING PATTERN COMPLETION SEPARATION GENERALIZATION AND HIERARCHICAL REPLAY

(51) International classification :G06N3/04
(31) Priority Document No :13/292184
(32) Priority Date :09/11/2011
(33) Name of priority country :U.S.A.
(86) International Application No :PCT/US2012/064512
Filing Date :09/11/2012
(87) International Publication No :WO 2013/071155
(61) Patent of Addition to Application Number :NA
Filing Date :NA
(62) Divisional to Application Number :NA
Filing Date :NA

(71)**Name of Applicant :**
1)QUALCOMM INCORPORATED
Address of Applicant :Attn: International IP Administration 5775 Morehouse Drive San Diego California 92121 U.S.A.
(72)**Name of Inventor :**
1)HUNZINGER Jason Frank
2)CHAN Victor Hokkiu

(57) Abstract :
Certain aspects of the present disclosure support techniques for unsupervised neural replay learning refinement association and memory transfer.

No. of Pages : 178 No. of Claims : 119

(12) PATENT APPLICATION PUBLICATION
(21) Application No.3297/CHENP/2014 A
(19) INDIA
(22) Date of filing of Application :01/05/2014
(43) Publication Date : 03/07/2015

(54) Title of the invention : METHODS AND SYSTEMS FOR REAL TIME AUDIENCE TRACKING

(51) International classification :G06Q30/02
(31) Priority Document No :61/542732
(32) Priority Date :03/10/2011
(33) Name of priority country :U.S.A.
(86) International Application No :PCT/IB2012/002599
Filing Date :03/10/2012
(87) International Publication No :WO 2013/050878
(61) Patent of Addition to Application Number :NA
Filing Date :NA
(62) Divisional to Application Number :NA
Filing Date :NA

(71)**Name of Applicant :**
1)WEBSPECTATOR CORPORATION
Address of Applicant :100 Wilshire Boulevard Santa Monica California 90401 U.S.A.
(72)**Name of Inventor :**
1)PARREIRA Andre T.

(57) Abstract :
At least one embodiment of this invention pertains to a method for tracking activities related to a tracking object such as an advertisement section in real time. The method includes maintaining a real time communication channel with a user device wherein the user device renders an application or a web page including a tracking object. Messages for events that a user of the user device is paying attention to or no longer paying attention to the tracking object are received from the user device through the real time communication channel. The events are recorded to a database. A report for the tracking object is generated wherein the report contains a number of users who have paid attention to the tracking object and the duration of time that each of the users has been paying attention to the tracking object.

No. of Pages : 27 No. of Claims : 24

(12) PATENT APPLICATION PUBLICATION
(19) INDIA
(22) Date of filing of Application :05/05/2014
(21) Application No.3390/CHENP/2014 A
(43) Publication Date : 03/07/2015

(54) Title of the invention : ENABLING ACCESS TO KEY LIFETIMES FOR WIRELESS LINK SETUP

(51) International classification :H04W12/04,H04W12/06
(31) Priority Document No :61/556921
(32) Priority Date :08/11/2011
(33) Name of priority country :U.S.A.
(86) International Application No :PCT/US2012/064076
Filing Date :08/11/2012
(87) International Publication No :WO 2013/070862
(61) Patent of Addition to Application Number :NA
Filing Date :NA
(62) Divisional to Application Number :NA
Filing Date :NA

(71)**Name of Applicant :**
1)QUALCOMM INCORPORATED
Address of Applicant :Attn: International Ip Administration 5775 Morehouse Drive San Diego California 92121 1714 U.S.A.
(72)**Name of Inventor :**
1)CHERIAN George
2)PALANIGOUNDER Anand
3)ABRAHAM Santosh Paul

(57) Abstract :
A particular method includes performing a bootstrapped extensible authentication protocol (EAP) re authentication protocol (ERP) re authentication at a mobile device after performing an EAP authentication with the access point prior to expiration of a master session key (MSK) associated with the EAP authentication. Another particular method includes performing at an access point a bootstrapped ERP re authentication of a mobile device without interrupting a flow of data packets with respect to the mobile device.

No. of Pages : 31 No. of Claims : 25

(12) PATENT APPLICATION PUBLICATION
(19) INDIA
(22) Date of filing of Application :05/05/2014
(21) Application No.3391/CHENP/2014 A
(43) Publication Date : 03/07/2015

(54) Title of the invention : METHOD FOR PREPARATION OF ALUMINUM HYDROXYPHOSPHATE ADJUVANT

(51) International classification :A61K39/00
(31) Priority Document No :61/563213
(32) Priority Date :23/11/2011
(33) Name of priority country :U.S.A.
(86) International Application No :PCT/US2012/065741
Filing Date :19/11/2012
(87) International Publication No :WO 2013/078102
(61) Patent of Addition to Application Number :NA
Filing Date :NA
(62) Divisional to Application Number :NA
Filing Date :NA

(71)**Name of Applicant :**
1)MERCK SHARP & DOHME CORP.
Address of Applicant :126 East Lincoln Avenue Rahway New Jersey 07065 0907 U.S.A.
(72)**Name of Inventor :**
1)THIRIOT David S.
2)AHL Patrick L.
3)CANNON Jayme
4)LOBEL Gabriel M.

(57) Abstract :
The present invention relates to methods for preparing amorphous aluminum hydroxyphosphate. An aluminum salt and a phosphate solution are co mixed at a constant ratio in the presence of a buffer. Preferably an excess of the phosphate solution is used to act as a buffer. Due to the presence of a buffer the pH is maintained constant during reaction (after initial rapid equilibration) without active adjustment. The methods are particularly applicable for the large scale manufacturing of aluminum phosphate adjuvant. Aluminum phosphate is used as an adjuvant in vaccine formulations particularly those including a protein or saccharide antigen.

No. of Pages : 46 No. of Claims : 19

(12) PATENT APPLICATION PUBLICATION
(21) Application No.3685/CHENP/2014 A
(19) INDIA
(22) Date of filing of Application :16/05/2014
(43) Publication Date : 03/07/2015

(54) Title of the invention : ELECTRIC POWER STEERING DEVICE

(51) International classification :B62D5/04,H02K11/00
(31) Priority Document No :2012012577
(32) Priority Date :25/01/2012
(33) Name of priority country :Japan
(86) International Application No :PCT/JP2012/067190
Filing Date :05/07/2012
(87) International Publication No :WO 2013/111365
(61) Patent of Addition to Application Number :NA
Filing Date :NA
(62) Divisional to Application Number :NA
Filing Date :NA

(71)**Name of Applicant :**
1)Mitsubishi Electric Corporation
Address of Applicant :7 3 Marunouchi 2 chome Chiyoda ku Tokyo 1008310 Japan
(72)**Name of Inventor :**
1)ASAO Yoshihito
2)MORI Akihiko

(57) Abstract :
Surface sections of a heat sink (5) and an intermediary member (4) are positioned perpendicularly to the axial direction of a motor respective power modules (51a 51b) of multiple drive circuits are mounted on the surface section of the heat sink (5) such that the direction along the maximum overall size of the power modules becomes perpendicular to the axial direction and respective electric components (C1a C1b) of the multiple drive circuits are mounted on the surface section of the intermediary member (4) such that the direction along the maximum overall size of the electric components becomes perpendicular to the axial direction.

No. of Pages : 90 No. of Claims : 16

(12) PATENT APPLICATION PUBLICATION
(19) INDIA
(22) Date of filing of Application :06/05/2014
(21) Application No.3394/CHENP/2014 A
(43) Publication Date : 03/07/2015

(54) Title of the invention : CURABLE COMPOSITIONS

(51) International classification :C08L63/00,C08L71/02,C08L33/04
(31) Priority Document No :61/557578
(32) Priority Date :09/11/2011
(33) Name of priority country :U.S.A.
(86) International Application No :PCT/US2012/064470
Filing Date :09/11/2012
(87) International Publication No :WO 2013/071122
(61) Patent of Addition to Application Number :NA
Filing Date :NA
(62) Divisional to Application Number :NA
Filing Date :NA

(71)**Name of Applicant :**
1)DOW GLOBAL TECHNOLOGIES LLC
Address of Applicant :2040 Dow Center Midland Michigan 48674 U.S.A.
(72)**Name of Inventor :**
1)KARUNAKARAN Radhakrishnan
2)VERGHESE Nikhil E.

(57) Abstract :
Curable compositions including an epoxy resin a hardener and a block copolymer having a thermoset philic block and a thermoset phobic block where the block copolymer is from 20 weight percent to 80 weight percent of the curable composition are described herein.

No. of Pages : 30 No. of Claims : 10

(12) PATENT APPLICATION PUBLICATION
(19) INDIA
(22) Date of filing of Application :16/01/2013
(21) Application No.349/CHENP/2013 A
(43) Publication Date : 03/07/2015

(54) Title of the invention : NEEDLELESS CONNECTOR

(51) International classification	:A61M39/10,A61M39/04,A61M5/14
(31) Priority Document No	:12/841959
(32) Priority Date	:22/07/2010
(33) Name of priority country	:U.S.A.
(86) International Application No	:PCT/US2011/030090
Filing Date	:25/03/2011
(87) International Publication No	:WO 2012/011975
(61) Patent of Addition to Application Number	:NA
Filing Date	:NA
(62) Divisional to Application Number	:NA
Filing Date	:NA

(71)**Name of Applicant :**
1)CAREFUSION 303 INC.
Address of Applicant :3750 Torrey View Court San Diego California 92130 U.S.A.
(72)**Name of Inventor :**
1)ALPERT Robert S.

(57) Abstract :
A disinfecting and pre opening device is disclosed for use with a female needleless connector. The disinfecting and pre opening device includes a housing comprising a chamber having a distal opening and configured to fit over the female needleless connector and an elongated finger attached to the housing and disposed within the chamber such that the elongated finger opens the fluid path through the female needleless connector when the distal opening of the disinfecting and pre opening device is placed proximally adjacent to the septum and the disinfecting and pre opening device is advanced in the distal direction.

No. of Pages : 38 No. of Claims : 20

(12) PATENT APPLICATION PUBLICATION
(19) INDIA
(22) Date of filing of Application :08/05/2014
(21) Application No.3491/CHENP/2014 A
(43) Publication Date : 03/07/2015

(54) Title of the invention : PROCESS FOR PRODUCING 2 3 BUTANEDIOL

(51) International classification :C12P7/18,C07C29/80,C07C31/20
(31) Priority Document No :2011226391
(32) Priority Date :14/10/2011
(33) Name of priority country :Japan
(86) International Application No :PCT/JP2012/076421
Filing Date :12/10/2012
(87) International Publication No :WO 2013/054874
(61) Patent of Addition to Application Number :NA
Filing Date :NA
(62) Divisional to Application Number :NA
Filing Date :NA

(71)**Name of Applicant :**
1)TORAY INDUSTRIES INC.
Address of Applicant :1 1 Nihonbashi Muromachi 2 chome Chuo ku Tokyo 1038666 Japan
(72)**Name of Inventor :**
1)KAWAMURA Kenji
2)MORITA Izumi
3)ITO Masateru
4)ISOBE Kyohei
5)SAKAMI Satoshi
6)YAMADA Katsushige

(57) Abstract :
Butanediol of high purity and very low degree of coloration can be obtained by adding an alkaline substance and conducting distillation (step B) after a step (step A) in which 2 3 butanediol culture broth produced by microbial fermentation is subjected to nanofiltration treatment and ion exchange treatment.

No. of Pages : 36 No. of Claims : 6

(12) PATENT APPLICATION PUBLICATION
(19) INDIA
(22) Date of filing of Application :16/05/2014
(21) Application No.3687/CHENP/2014 A
(43) Publication Date : 03/07/2015

(54) Title of the invention : EMBEDDED METAL STRUCTURES IN CERAMIC SUBSTRATES

(51) International classification :H05K3/10,H05K3/18,H05K1/02
(31) Priority Document No :10 2011 086 464.4
(32) Priority Date :16/11/2011
(33) Name of priority country :Germany
(86) International Application No :PCT/EP2012/072824
Filing Date :16/11/2012
(87) International Publication No:WO 2013/072457
(61) Patent of Addition to Application Number :NA
Filing Date :NA
(62) Divisional to Application Number :NA
Filing Date :NA

(71)**Name of Applicant :**
1)CERAMTEC GMBH
Address of Applicant :CeramTec Platz 1 9 73207 Plochingen Germany
(72)**Name of Inventor :**
1)DOHN Alexander
2)HERRMANN Klaus
3)THIMM Alfred
4)HELGERT Oskar
5)LENEIS Roland
6)ADLER Sigurd

(57) Abstract :
The invention relates to a method for producing a substrate comprising embedded conductive metal structures or metallizations in particular for use as printed circuit boards. The aim of the invention is to allow the buried metallization of three dimensional i.e. curved or angular substrates in addition to the two dimensional flat and level i.e. plate shaped substrates. According to the invention this is achieved in that trenches and/or recesses are dug into the substrate using laser technology and the metal structures are then produced in the trenches and/or recesses.

No. of Pages : 13 No. of Claims : 13

(12) PATENT APPLICATION PUBLICATION
(19) INDIA
(22) Date of filing of Application :16/05/2014
(21) Application No.3688/CHENP/2014 A
(43) Publication Date : 03/07/2015

(54) Title of the invention : METHOD AND SYSTEM FOR DETECTING A FAILED RECTIFIER IN AN AC/DC CONVERTOR

(51) International classification :H02M7/06,H02M7/162,H02H7/125
(31) Priority Document No :NA
(32) Priority Date :NA
(33) Name of priority country :NA
(86) International Application No :PCT/EP2011/068486
Filing Date :21/10/2011
(87) International Publication No :WO 2013/056751
(61) Patent of Addition to Application Number :NA
Filing Date :NA
(62) Divisional to Application Number :NA
Filing Date :NA

(71)**Name of Applicant :**
1)ABB RESEARCH LTD
Address of Applicant :Affolternstrasse 44 CH 8050 Z¼rich Switzerland
(72)**Name of Inventor :**
1)BENGTSSON Tord
2)ROXENBORG Stefan

(57) Abstract :
The present invention relates to a device (1) for detecting a failed rectifier in three phase AC/DC converter having its AC side connected to a three phase AC source (90) and its DC side connected to a DC load (50) the AC/DC converter including a rectifier circuit (30) comprising at least three legs (31 31 31) each of the legs (31 31 31) connected to a corresponding AC phase (40) and including at least one rectifier (32 34 32 34 32 34) the device (1) including a measuring unit (20) for measuring and sampling AC current for each of the phases and a calculating unit (10) configured to estimate an instantaneous DC current based on the measured instantaneous AC currents during one period of the power supply frequency. The calculating unit (10) is further configured to calculate a ripple value of the estimated instantaneous DC current determine if the calculated ripple value exceeds a pre defined threshold value initiate an alarm accordingly calculate a rectifier status value based on a maximum instantaneous AC phase current and a minimum instantaneous AC phase current during the same one period and determine for each of the legs if the rectifier in the leg has a non conducting fault based on the calculated rectifier status value.

No. of Pages : 23 No. of Claims : 12

(12) PATENT APPLICATION PUBLICATION
(19) INDIA
(22) Date of filing of Application :09/05/2014
(21) Application No.3518/CHENP/2014 A
(43) Publication Date : 03/07/2015

(54) Title of the invention : CYLINDRICAL GASKET MANUFACTURING METHOD THEREFOR AND INSERTION TYPE EXHAUST PIPE CONNECTOR USING THIS CYLINDRICAL GASKET

(51) International classification :F01N13/08,F16J15/00,F16J15/10
(31) Priority Document No :2011262740
(32) Priority Date :30/11/2011
(33) Name of priority country :Japan
(86) International Application No :PCT/JP2012/007444
Filing Date :20/11/2012
(87) International Publication No :WO 2013/080487
(61) Patent of Addition to Application Number :NA
Filing Date :NA
(62) Divisional to Application Number :NA
Filing Date :NA

(71)**Name of Applicant :**
1)OILES CORPORATION
Address of Applicant :6 34 Kounan 1 chome Minato ku Tokyo 1080075 Japan
(72)**Name of Inventor :**
1)SHIONOYA Shin ichi
2)ISHIDA Koichi

(57) Abstract :
A cylindrical gasket (27) is equipped with: a reinforcing material (70) comprising a compressed belt like metal mesh (5); a heat resistant material (71) filling the openings in the belt like metal mesh (5) of the reinforcing material (70); and air holes that are dispersed throughout the reinforcing material (70) and the heat resistant material (71). The inner circumferential surface (23) outer circumferential surface (24) and circular end faces (25 26) of the cylindrical gasket (27) form smooth surfaces wherein the heat resistant material (71) and the reinforcing material (70) are mixed together and the respective volume contents of the reinforcing material (70) the heat resistant material (71) and the air holes in the cylindrical gasket (27) are 32 60% 5 58% and 10 35%.

No. of Pages : 60 No. of Claims : 12

(12) PATENT APPLICATION PUBLICATION
(21) Application No.3519/CHENP/2014 A
(19) INDIA
(22) Date of filing of Application :09/05/2014
(43) Publication Date : 03/07/2015

(54) Title of the invention : MAGNETOCALORIC HEAT GENERATOR

(51) International classification :F25B21/00
(31) Priority Document No :11/60722
(32) Priority Date :24/11/2011
(33) Name of priority country :France
(86) International Application No :PCT/IB2012/002485
Filing Date :26/11/2012
(87) International Publication No :WO 2013/076571
(61) Patent of Addition to Application Number :NA
Filing Date :NA
(62) Divisional to Application Number :NA
Filing Date :NA

(71)**Name of Applicant :**
1)COOLTECH APPLICATIONS S.A.S
Address of Applicant :Impasse Antoine Imbs F 67810 Holtzheim France
(72)**Name of Inventor :**
1)MULLER Christian

(57) Abstract :
The invention relates to a magnetocaloric heat generator (1) comprising at least one assembly formed by at least two magnetocaloric modules (2 3) through which a heat transfer fluid flows. The generator is characterised in that: the cold ends (F2 F3) of the magnetocaloric modules (2 3) are fluidly connected by a cold transfer circuit (6); the hot ends (C2 C2) are fluidly connected by a heat transfer circuit (7); the cold transfer circuit (6) is arranged to modify the temperature of the above mentioned heat transfer fluid such that the heat transfer fluid leaving the cold end (F2 F3) of one of the magnetocaloric modules (2 3) with an outlet temperature enters the cold end (F3 F2) of the other magnetocaloric module (3 2) with an inlet temperature substantially equal to the temperature of the cold end (F3 F2); and the heat transfer circuit (7) is arranged to modify the temperature of the heat transfer fluid such that the heat transfer fluid leaving the hot end (C2 C3) of one of the magnetocaloric modules (2 3) with an outlet temperature enters the hot end (C3 C2) of the other magnetocaloric module (3 2) with an inlet temperature substantially equal to the temperature of the hot end (C3 C2).

No. of Pages : 36 No. of Claims : 11

(12) PATENT APPLICATION PUBLICATION
(19) INDIA
(22) Date of filing of Application :13/05/2014
(21) Application No.3624/CHENP/2014 A
(43) Publication Date : 03/07/2015

(54) Title of the invention : TAG ASSEMBLY

(51) International classification :G06K19/077,H01Q1/22
(31) Priority Document No :NA
(32) Priority Date :NA
(33) Name of priority country :NA
(86) International Application No :PCT/EP2011/069874
Filing Date :10/11/2011
(87) International Publication No :WO 2013/068043
(61) Patent of Addition to Application Number :NA
Filing Date :NA
(62) Divisional to Application Number :NA
Filing Date :NA

(71)**Name of Applicant :**
1)AMB I.T. HOLDING B.V.
Address of Applicant :Zuiderhoutlaan 4 NL 2012 PJ Haarlem Netherlands
(72)**Name of Inventor :**
1)VAN RENS Bas Jan Emile
2)VERWOERD Adriaan Klaas
3)GERRITSEN Reinerus Mathijs Willie

(57) Abstract :
A tag assembly is described wherein the tag assembly is affixable to clothing and/or a body and wherein said assembly comprises a support sheet (102); a tag (108) disposed on said support sheet (102) said tag (108) being configured to transmit a signal to a receiver; and an expandable spacer structure (110) disposed said support sheet said expandable spacer structure providing a predetermined spacing between said tag and said body said expandable spacer being configured to expand from a thin non expanded state to an expanded state of a predetermined spacer thickness.

No. of Pages : 39 No. of Claims : 24

(12) PATENT APPLICATION PUBLICATION
(19) INDIA
(22) Date of filing of Application :13/05/2014
(21) Application No.3625/CHENP/2014 A
(43) Publication Date : 03/07/2015

(54) Title of the invention : SELF EMULSIFIABLE POLYOLEFINE COMPOSITIONS

(51) International classification :A61K8/81,A61Q5/02,A61Q19/10
(31) Priority Document No :61/558678
(32) Priority Date :11/11/2011
(33) Name of priority country :U.S.A.
(86) International Application No :PCT/EP2012/072162
Filing Date :08/11/2012
(87) International Publication No :WO 2013/068479
(61) Patent of Addition to Application Number :NA
Filing Date :NA
(62) Divisional to Application Number :NA
Filing Date :NA

(71)**Name of Applicant :**
1)BASF SE
Address of Applicant :67056 Ludwigshafen Germany
(72)**Name of Inventor :**
1)DOBRAWA Rainer
2)BOECKH Dieter
3)PANANDIKER Rajan K.
4)MENKHAUS Julie
5)HUELSKOETTER Frank

(57) Abstract :
The present invention is directed to self emulsifiable compositions comprising polyolefines in particular polyisobutene the process to obtain said emulsions and the use of said emulsions.

No. of Pages : 48 No. of Claims : 14

(12) PATENT APPLICATION PUBLICATION
(21) Application No.3719/CHENP/2014 A
(19) INDIA
(22) Date of filing of Application :16/05/2014
(43) Publication Date : 03/07/2015

(54) Title of the invention : METHOD AND APPARATUS FOR CONFIGURATION AND CONTROL OF MIXER FOR AUDIO SYSTEM USING WIRELESS DOCKING SYSTEM

(51) International classification :H04R3/12
(31) Priority Document No :61/563172
(32) Priority Date :23/11/2011
(33) Name of priority country :U.S.A.
(86) International Application No :PCT/IB2012/056271
Filing Date :09/11/2012
(87) International Publication No :WO 2013/076611
(61) Patent of Addition to Application Number :NA
Filing Date :NA
(62) Divisional to Application Number :NA
Filing Date :NA

(71)**Name of Applicant :**
1)KONINKLIJKE PHILIPS N.V.
Address of Applicant :High Tech Campus 5 NL 5656 AE Eindhoven Netherlands
(72)**Name of Inventor :**
1)HOLTMAN Koen Johanna Guillaume
2)DEES Walter

(57) Abstract :
Efficiency for mixing audio signals from one or more portable user devices in an audio system employing a number of docking station is achieved by a docking station that includes a controller for detecting the presence of an activated mixer associated with another docking station in the system. The controller activates its associated mixer when no activated mixer associated with another docking host in the system is detected. When its associated mixer is activated the controller in the one docking station causes its associated mixer to be connected both to the audio sound system for supplying an input signal thereto and indirectly to the output(s) of the one or more portable devices. Transfer of mixing from one docking station to another in the same system upon the occurrence of a particularly defined event is also described.

No. of Pages : 26 No. of Claims : 15

(12) PATENT APPLICATION PUBLICATION
(19) INDIA
(22) Date of filing of Application :13/05/2014
(21) Application No.3621/CHENP/2014 A
(43) Publication Date : 03/07/2015

(54) Title of the invention : PRESENCE DETECTION USING SPLIT BEAM LUMINAIRE

(51) International classification :H05B37/02,H05B33/08
(31) Priority Document No :61/557969
(32) Priority Date :10/11/2011
(33) Name of priority country :U.S.A.
(86) International Application No :PCT/IB2012/055836
Filing Date :24/10/2012
(87) International Publication No :WO 2013/068866
(61) Patent of Addition to Application Number :NA
Filing Date :NA
(62) Divisional to Application Number :NA
Filing Date :NA

(71)**Name of Applicant :**
1)KONINKLIJKE PHILIPS N.V.
Address of Applicant :High Tech Campus 5 NL 5656 AE Eindhoven Netherlands
(72)**Name of Inventor :**
1)VISSENBERG Michel Cornelis Josephus Marie
2)PASVEER Willem Franke
3)DINGEMANS Antonius Petrus Marinus

(57) Abstract :
The invention relates to a method for determining presence of objects in an area (207) surrounding a luminaire (200). The luminaire (200) includes a first light source (203) a second light source (205) and a sensor (216). The first light source (203) is configured to emit a first light beam (204) adapted to illuminate a first predefined area. The second light source (205) is configured to emit a second light beam (206) adapted to illuminate a background area surrounding the first predefined area. The sensor (216) is configured to detect a back reflected first light beam (210) and a back reflected second light beam (212). The method includes determining whether objects are present in the area surrounding the luminaire based on a comparison of information indicative of a signal strength of the detected back reflected first light beam (210) and information indicative of a signal strength of the detected back reflected second light beam (212).

No. of Pages : 39 No. of Claims : 15

(12) PATENT APPLICATION PUBLICATION
(19) INDIA
(22) Date of filing of Application :16/05/2014
(21) Application No.3726/CHENP/2014 A
(43) Publication Date : 03/07/2015

(54) Title of the invention : MENTAL BALANCE OR IMBALANCE ESTIMATION SYSTEM AND METHOD

(51) International classification :A61B5/053,A61B5/16
(31) Priority Document No :61/562627
(32) Priority Date :22/11/2011
(33) Name of priority country :U.S.A.
(86) International Application No :PCT/IB2012/056354
Filing Date :12/11/2012
(87) International Publication No :WO 2013/076615
(61) Patent of Addition to Application Number :NA
Filing Date :NA
(62) Divisional to Application Number :NA
Filing Date :NA

(71)**Name of Applicant :**
1)KONINKLIJKE PHILIPS N.V.
Address of Applicant :High Tech Campus 5 NL 5656 AE Eindhoven Netherlands
(72)**Name of Inventor :**
1)OUWERKERK Martin
2)WESTERINK Joanne Henriette Desire Monique
3)LASHINA Tatiana Aleksandrovna
4)HOLENDERSKI Leszek

(57) Abstract :
The present invention relates to a mental balance or imbalance estimation system (100) and method for estimating a level of mental balance or imbalance of a user (1). The system comprises a skin conductance sensor (20) for sensing the skin conductance of the user (1) the skin conductance over time forming a skin conductance trace (22). The system further comprises a processing unit (10) for receiving and processing the skin conductance trace (22) the processing unit configured to determine at least one stimulus response (24)in the skin conductance trace (22) to determine an estimated cortisol level trace (28) of the user (1) based on the determined at least one stimulus response (24) and to determine the estimated level of mental balance or imbalance of the user (1) based on the estimated cortisol level trace (28).

No. of Pages : 37 No. of Claims : 15

(12) PATENT APPLICATION PUBLICATION
(19) INDIA
(22) Date of filing of Application :16/05/2014
(21) Application No.3727/CHENP/2014 A
(43) Publication Date : 03/07/2015

(54) Title of the invention : RF SAFE INTERVENTIONAL OR NON INTERVENTIONAL INSTRUMENT FOR USE IN AN MRI APPARATUS

(51) International classification :G01R33/28
(31) Priority Document No :61/562477
(32) Priority Date :22/11/2011
(33) Name of priority country :U.S.A.
(86) International Application No :PCT/IB2012/056621
Filing Date :22/11/2012
(87) International Publication No :WO 2013/076677
(61) Patent of Addition to Application Number :NA
Filing Date :NA
(62) Divisional to Application Number :NA
Filing Date :NA

(71)**Name of Applicant :**
1)KONINKLIJKE PHILIPS N.V.
Address of Applicant :High Tech Campus 5 NL 5656 AE Eindhoven Netherlands
(72)**Name of Inventor :**
1)WEISS Steffen
2)LIPS Oliver
3)DAVID Bernd

(57) Abstract :
An RF safe interventional or a non interventional instrument is disclosed for use during an MR imaging or MR examination of an examination object (A) which instrument is made of or comprises at least one longitudinal or elongated electrically conductive element (1 3) especially in the form of a conductor or wire or line for feeding electrical signals or in the form of the instrument itself or a component or a part thereof which is not provided for feeding electrical signals but nevertheless electrically conductive wherein all such elements are subject to RF common mode currents which are induced in the element when the instrument or element is exposed to an RF/MR excitation field generated during MR imaging or MR examination by means of an MR imaging apparatus. The instrument is made RF safe by increasing the energy loss of an oscillator which is represented by the conductor (1 3) by means of a damping element (4; 6) in order to prevent or limit RF heating of the examination object (A) at or surrounding the conductor (1 3).

No. of Pages : 24 No. of Claims : 13

(12) PATENT APPLICATION PUBLICATION
(21) Application No.3729/CHENP/2014 A
(19) INDIA
(22) Date of filing of Application :16/05/2014
(43) Publication Date : 03/07/2015

(54) Title of the invention : AN INFORMATION PROCESSING DEVICE AND AN INFORMATION PROCESSING METHOD

(51) International classification :G06F19/00
(31) Priority Document No :2011257561
(32) Priority Date :25/11/2011
(33) Name of priority country :Japan
(86) International Application No :PCT/JP2012/006849
Filing Date :25/10/2012
(87) International Publication No :WO 2013/076917
(61) Patent of Addition to Application Number :NA
Filing Date :NA
(62) Divisional to Application Number :NA
Filing Date :NA

(71)**Name of Applicant :**
1)SONY CORPORATION
Address of Applicant :1 7 1 Konan Minato ku Tokyo 1080075 Japan
(72)**Name of Inventor :**
1)YOSHIGAHARA Takayuki
2)SHIMOMURA Hideki
3)KOBAYASHI Seiji
4)WAKITA Yoshihiro

(57) Abstract :
An information processing device and method use an attribute control unit to change an association between a detected object and an attribute stored in association with the detected object in response to a detected physical action between the detected object and another detected object. By changing an association of an attribute between detected objects allows for an autonomous tracking of substances that are moved between objects.

No. of Pages : 74 No. of Claims : 20

(12) PATENT APPLICATION PUBLICATION
(19) INDIA
(22) Date of filing of Application :05/05/2014
(21) Application No.3365/CHENP/2014 A
(43) Publication Date : 03/07/2015

(54) Title of the invention : PROCESS FOR PREPARING A DIVINYLARENE DIOXIDE

(51) International classification :C07D301/12,C07D303/04
(31) Priority Document No :61/557004
(32) Priority Date :08/11/2011
(33) Name of priority country :U.S.A.
(86) International Application No :PCT/US2012/060327
Filing Date :16/10/2012
(87) International Publication No :WO 2013/070392
(61) Patent of Addition to Application Number :NA
Filing Date :NA
(62) Divisional to Application Number :NA
Filing Date :NA

(71)**Name of Applicant :**
1)DOW GLOBAL TECHNOLOGIES LLC
Address of Applicant :2040 Dow Center Midland MI 48674 U.S.A.
(72)**Name of Inventor :**
1)WRIGHT Robert J.
2)FRAZIER Kevin A.
3)GULYAS Gyongyi

(57) Abstract :
A process for preparing a divinylarene dioxide including reacting (a) at least one divinylarene (b) hydrogen peroxide (c) at least one iron containing catalyst and (d) an excess of amine hydrogen halide under conditions to form a divinylarene dioxide.

No. of Pages : 30 No. of Claims : 24

(12) PATENT APPLICATION PUBLICATION
(19) INDIA
(22) Date of filing of Application :05/05/2014
(21) Application No.3366/CHENP/2014 A
(43) Publication Date : 03/07/2015

(54) Title of the invention : REFERENCE SIGNAL DETECTION

(51) International classification :H04J11/00
(31) Priority Document No :61/556596
(32) Priority Date :07/11/2011
(33) Name of priority country :U.S.A.
(86) International Application No :PCT/US2012/037313
Filing Date :10/05/2012
(87) International Publication No :WO 2013/070278
(61) Patent of Addition to Application Number :NA
Filing Date :NA
(62) Divisional to Application Number :NA
Filing Date :NA

(71)**Name of Applicant :**
1)QUALCOMM INCORPORATED
Address of Applicant :Attn: International IP Administration 5775 Morehouse Drive San Diego CA 92121 1714 U.S.A.
(72)**Name of Inventor :**
1)BHATTAD Kapil
2)HUANG Yi
3)LUO Tao
4)YOO Taesang

(57) Abstract :
Aspects of the disclosure are related to identifying whether an apparatus (e.g. base station access point etc.) is transmitting using a CRS based transmission scheme or a UE RS based transmission scheme. Such detection may be necessary for PDSCH interference cancellation (IC) of a neighboring cell since a UE may not know which transmission scheme is used by the neighboring cell. For instance the UE may know the transmission scheme of the serving cell but the UE may not know the transmission scheme of a neighboring non serving cell. As such aspects of the disclosure provide for a blind detection algorithm to identify or determine a transmission mode or transmission scheme of a neighboring cell to then apply interference cancellation (IC) to an interfering signal received from the neighboring cell.

No. of Pages : 57 No. of Claims : 52

(12) PATENT APPLICATION PUBLICATION
(19) INDIA
(22) Date of filing of Application :05/05/2014
(21) Application No.3367/CHENP/2014 A
(43) Publication Date : 03/07/2015

(54) Title of the invention : HIGH SPEED PRE DRIVER AND VOLTAGE LEVEL CONVERTER WITH BUILT IN DE EMPHASIS FOR HDMI TRANSMIT APPLICATIONS

(51) International classification :H03K19/0185,H04L25/02
(31) Priority Document No :13/294273
(32) Priority Date :11/11/2011
(33) Name of priority country :U.S.A.
(86) International Application No :PCT/US2012/064726
Filing Date :12/11/2012
(87) International Publication No :WO 2013/071270
(61) Patent of Addition to Application Number :NA
Filing Date :NA
(62) Divisional to Application Number :NA
Filing Date :NA

(71)**Name of Applicant :**
1)QUALCOMM INCORPORATED
Address of Applicant :Attn: International Ip Administration 5775 Morehouse Drive San Diego California 92121 U.S.A.
(72)**Name of Inventor :**
1)LI Miao
2)ZHU Zhi
3)KONG Xiaohua
4)DANG Nam V.

(57) Abstract :
In an example a high speed pre driver (400) and voltage level converter (405) with built in de emphasis (415A B) for HDMI transmit applications is provided. An exemplary integrated circuit includes a serializer a pre driver coupled to receive a differential input from the serializes and a driver. The pre driver (400) includes all p type metal oxide silicon (PMOS) cross coupled level converter comprising four PMOS transistors (410A D) and two de emphasis PMOS transistors (415A B) forming a de emphasis tap coupled to the output (outn outp) of the cross coupled level converter. The driver is coupled to the pre driver output and is configured to receive a differential input from the pre driver.

No. of Pages : 29 No. of Claims : 24

(12) PATENT APPLICATION PUBLICATION
(21) Application No.3460/CHENP/2014 A
(19) INDIA
(22) Date of filing of Application :07/05/2014
(43) Publication Date : 03/07/2015

(54) Title of the invention : NUMBER OF CONTEXT REDUCTION FOR CONTEXT ADAPTIVE BINARY ARITHMETIC CODING

(51) International classification :H03M7/40,H04N7/30
(31) Priority Document No :61/557325
(32) Priority Date :08/11/2011
(33) Name of priority country :U.S.A.
(86) International Application No :PCT/US2012/059100
Filing Date :05/10/2012
(87) International Publication No :WO 2013/070355
(61) Patent of Addition to Application Number :NA
Filing Date :NA
(62) Divisional to Application Number :NA
Filing Date :NA

(71)**Name of Applicant :**
1)QUALCOMM INCORPORATED
Address of Applicant :ATTN: International IP Administration 5775 Morehouse Drive San Diego California 92121 1714 U.S.A.
(72)**Name of Inventor :**
1)CHIEN Wei Jung
2)SOLE ROJALS Joel
3)KARCZEWICZ Marta

(57) Abstract :
A reduction in the number of binarizations and/or contexts used in context adaptive binary arithmetic coding (CABAC) for video coding is proposed. In particular this disclosure proposes techniques that may lower the number of contexts used in CABAC by up to 56. A method of coding video data comprising: coding a Cb chroma coded block flag for a block of video data using context adaptive binary arithmetic cod¬ ing (CABAC) wherein coding the Cb chroma coded block flag compris¬ es using a context set including one or more contexts as part of the CABAC; and coding a Cr chroma coded block flag using CABAC where¬ in coding the Cr chroma coded block flag comprises using the same context set as the Cb chroma coded block flag as part of the CABAC. It selects a context from the one or more contexts based on a transform depth of a transform unit associated with the block of video data.

No. of Pages : 62 No. of Claims : 16

(12) PATENT APPLICATION PUBLICATION
(21) Application No.3754/CHENP/2014 A
(19) INDIA
(22) Date of filing of Application :19/05/2014
(43) Publication Date : 03/07/2015

(54) Title of the invention : PAPER IDENTIFYING METHOD AND RELATED DEVICE

(51) International classification :G07D7/20
(31) Priority Document No :201210154819.4
(32) Priority Date :17/05/2012
(33) Name of priority country :China
(86) International Application No :PCT/CN2013/073247
Filing Date :27/03/2013
(87) International Publication No :WO 2013/170663
(61) Patent of Addition to Application Number :NA
Filing Date :NA
(62) Divisional to Application Number :NA
Filing Date :NA

(71)**Name of Applicant :**
1)GRG BANKING EQUIPMENT CO. LTD.
Address of Applicant :9 Kelin Road Science City Luogang District Guangzhou Guangdong 510663 China
(72)**Name of Inventor :**
1)LIANG Tiancai
2)CHEN Dingxi
3)WANG Weifeng
4)WANG Kun

(57) Abstract :
A paper identifying method and a related device used for accurately identifying soilage conditions of paper according to the recency degree of the paper. The method in an embodiment of the present invention comprises: obtaining a pixel gray value group of an image of input paper the pixel gray value group being a combination of gray values of sampled pixels of a specified region of the input paper; obtaining an average value of gray values of all pixels in the pixel gray value group and using same as a first average gray value; comparing the first average gray value with a recency threshold to determine the recency level of the input paper; obtaining the soilage depth of each of N regions of the input paper the N being an integer greater than or equal to 1; and determining the soilage level of the input paper according to the soilage depth of the N regions the region area and a soilage threshold the soilage threshold corresponding to the recency level.

No. of Pages : 24 No. of Claims : 10

(12) PATENT APPLICATION PUBLICATION
(19) INDIA
(22) Date of filing of Application :12/05/2014
(21) Application No.3563/CHENP/2014 A
(43) Publication Date : 03/07/2015

(54) Title of the invention : HIGH TEMPERATURE SEAL SYSTEM

(51) International classification :F01D11/02,F16J15/453
(31) Priority Document No :13/283766
(32) Priority Date :28/10/2011
(33) Name of priority country :U.S.A.
(86) International Application No :PCT/US2012/051783
Filing Date :22/08/2012
(87) International Publication No :WO 2013/062668
(61) Patent of Addition to Application Number :NA
Filing Date :NA
(62) Divisional to Application Number :NA
Filing Date :NA

(71)**Name of Applicant :**
1)GENERAL ELECTRIC COMPANY
Address of Applicant :1 River Road Schenectady NY 12345 U.S.A.
(72)**Name of Inventor :**
1)STEEN Thomas Lowell
2)RUGGIERO Eric John
3)CORATTIYIL Bala

(57) Abstract :
A hydrodynamic sealing system for use in an oxidizing environment includes a rotor and a sealing stator. The stator includes a solid lubricant or a surface treatment and the rotor is hardened or the stator is hardened and the rotor includes the solid lubricant or the surface treatment. The stator is located proximate to the rotor to provide a seal. The stator and the rotor are robust at extreme temperatures above 700 degrees Fahrenheit (F) such that at least one of the stator and the rotor have a wear rate and a surface roughness sufficient to maintain an operating gap between the stator and rotor.

No. of Pages : 34 No. of Claims : 29

(12) PATENT APPLICATION PUBLICATION
(19) INDIA
(22) Date of filing of Application :12/05/2014
(21) Application No.3564/CHENP/2014 A
(43) Publication Date : 03/07/2015

(54) Title of the invention : LOAD BEARING STRUCTURES FOR AIRCRAFT ENGINES AND PROCESSES THEREOF

(51) International classification :B29C51/00
(31) Priority Document No :13/293677
(32) Priority Date :10/11/2011
(33) Name of priority country :U.S.A.
(86) International Application No :PCT/US2012/059844
Filing Date :12/10/2012
(87) International Publication No :WO 2013/103426
(61) Patent of Addition to Application Number :NA
Filing Date :NA
(62) Divisional to Application Number :NA
Filing Date :NA

(71)**Name of Applicant :**
1)GENERAL ELECTRIC COMPANY
Address of Applicant :1 River Road Schenectady NY 12345 U.S.A.
(72)**Name of Inventor :**
1)WOLFE Jared Matthew
2)KOSTKA James Michael

(57) Abstract :
Load bearing structures constructed from polymer matrix composite (PMC) materials and processes for their production. The structures are produced from at least one shaped panel formed of a continuous fiber reinforcement in a thermoplastic resin matrix. The shaped panel has been thermoformed to have a substantially constant cross sectional thickness and portions that lie in different planes and are interconnected by one or more bends. The shaped panel is machined to alter its shape and optionally to produce multiple separate subcomponents therefrom. The machined shaped panel can constitute the entire structure or the structure can be formed by joining the machined shaped panel with other shaped panels or by joining two or more of the subcomponents. The structure can be installed on an aircraft engine to secure components to the engine.

No. of Pages : 25 No. of Claims : 35

(12) PATENT APPLICATION PUBLICATION
(19) INDIA
(22) Date of filing of Application :12/05/2014
(21) Application No.3565/CHENP/2014 A
(43) Publication Date : 03/07/2015

(54) Title of the invention : BEARING SUPPORT APPARATUS FOR A GAS TURBINE ENGINE

(51) International classification :F01D25/16
(31) Priority Document No :13/286792
(32) Priority Date :01/11/2011
(33) Name of priority country :U.S.A.
(86) International Application No :PCT/US2012/062797
Filing Date :31/10/2012
(87) International Publication No :WO 2013/067010
(61) Patent of Addition to Application Number :NA
Filing Date :NA
(62) Divisional to Application Number :NA
Filing Date :NA

(71)**Name of Applicant :**
1)GENERAL ELECTRIC COMPANY
Address of Applicant :1 River Road Schenectady NY 12345 U.S.A.
(72)**Name of Inventor :**
1)DO Kevin Michael
2)SEPPALA Benjamin Johannes
3)KERRY David Garry
4)UYAR Alper
5)ISLER Ali

(57) Abstract :
A bearing support cage includes: an annular forward ring (234); an annular aft ring (238); an annular mounting flange (236) disposed between the forward and aft rings; an annular array of axially extending first spring fingers (240) interconnecting the forward ring and the aft ring; and an annular array of axially extending second spring fingers (242) interconnecting the mounting flange and the aft ring wherein the first spring fingers are interdigitated with the second spring fingers. The forward and aft rings the mounting flange and the spring fingers are all part of a single monolithic component.

No. of Pages : 24 No. of Claims : 11

(12) PATENT APPLICATION PUBLICATION
(19) INDIA
(22) Date of filing of Application :12/05/2014
(21) Application No.3566/CHENP/2014 A
(43) Publication Date : 03/07/2015

(54) Title of the invention : SERIES BEARING SUPPORT APPARATUS FOR A GAS TURBINE ENGINE

(51) International classification :F01D25/16
(31) Priority Document No :13/286792
(32) Priority Date :01/11/2011
(33) Name of priority country :U.S.A.
(86) International Application No :PCT/US2012/062781
Filing Date :31/10/2012
(87) International Publication No :WO 2013/066995
(61) Patent of Addition to Application Number :NA
Filing Date :NA
(62) Divisional to Application Number :NA
Filing Date :NA

(71)**Name of Applicant :**
1)GENERAL ELECTRIC COMPANY
Address of Applicant :1 River Road Schenectady NY 12345 U.S.A.
(72)**Name of Inventor :**
1)DO Kevin Michael
2)SEPPALA Benjamin Johannes
3)KERRY David Garry

(57) Abstract :
A bearing support apparatus for a gas turbine engine including: a first annular member (28); a second annular member (18) disposed within the first annular member; first and second axially spaced apart rolling element bearings (52 62) disposed between the first and second annular members so as to enable relative rotation of the first and second members; a first spring element (32) mounting the first bearing to the first member; and a second spring element (44) mounting the second bearing to the first member through the first spring element such that the first and second bearings are physically supported in series relative to the first member.

No. of Pages : 26 No. of Claims : 22

(12) PATENT APPLICATION PUBLICATION
(21) Application No.3765/CHENP/2014 A
(19) INDIA
(22) Date of filing of Application :19/05/2014
(43) Publication Date : 03/07/2015

(54) Title of the invention : SYSTEM AND METHOD FOR MANAGING INDUSTRIAL PROCESSES

(51) International classification :G06F21/00
(31) Priority Document No :61/550795
(32) Priority Date :24/10/2011
(33) Name of priority country :U.S.A.
(86) International Application No :PCT/US2012/058319
Filing Date :01/10/2012
(87) International Publication No :WO 2013/062726
(61) Patent of Addition to Application Number :NA
Filing Date :NA
(62) Divisional to Application Number :NA
Filing Date :NA

(71)**Name of Applicant :**
1)SCHNEIDER ELECTRIC INDUSTRIES SAS
Address of Applicant :35 Rue Joseph Monier 92500 Rueil Malmaison France
(72)**Name of Inventor :**
1)LE SANT Aurelien

(57) Abstract :
At least some aspects and embodiments disclosed herein provide for a highly configurable dashboard interface through which a PCL or other automatic control device provides information regarding industrial processes managed by the automatic control device or information regarding the automatic control device itself. In at least one embodiment the dashboard interface is the first interface displayed when a user logs into an automatic control device.

No. of Pages : 68 No. of Claims : 20

(12) PATENT APPLICATION PUBLICATION
(19) INDIA
(22) Date of filing of Application :09/05/2014
(21) Application No.3522/CHENP/2014 A
(43) Publication Date : 03/07/2015

(54) Title of the invention : REDUCING POWER CONSUMPTION IN WIRELESS NETWORK STATIONS BY OPTIMIZING CONTENTION PERIOD OVERHEAD WITH STATION GROUPING PROXY CSMA AND TIM MONITORING

(51) International classification :H04W52/02,H04W74/00,H04W74/08
(31) Priority Document No :61/560778
(32) Priority Date :16/11/2011
(33) Name of priority country :U.S.A.
(86) International Application No :PCT/US2012/055252
Filing Date :13/09/2012
(87) International Publication No :WO 2013/074193
(61) Patent of Addition to Application Number :NA
Filing Date :NA
(62) Divisional to Application Number :NA
Filing Date :NA

(71)**Name of Applicant :**
1)QUALCOMM Incorporated
Address of Applicant :5775 Morehouse Drive San Diego CA 92121 U.S.A.
(72)**Name of Inventor :**
1)HOMCHAUDHURI Sandip
2)NAGARAJAN Vinod
3)RAJAGOPALAN Anand
4)JAYARAMAN Arunkumar
5)ZHU Yi
6)JIA Zhanfeng

(57) Abstract :
A method of saving power in a wireless network can include determining a plurality of stations associated with an AP. The AP can create station groups using group selection logic. Notably the group selection logic is transparent to the plurality of stations. A plurality of TIMs can then be sent each TIM allowing only one station group access to a channel during a predetermined time interval such as a beacon interval. In another method a station can determine its sleep duration based on at least one of first information from the TIM to generate random sleep duration second information regarding previous operation of the station and third information regarding a status of the station. The first second and third information can include the number of stations associated with the AP and having buffered data based on the TIM historical collisions and power status.

No. of Pages : 47 No. of Claims : 71

(12) PATENT APPLICATION PUBLICATION
(19) INDIA
(22) Date of filing of Application :13/05/2014
(21) Application No.3618/CHENP/2014 A
(43) Publication Date : 03/07/2015

(54) Title of the invention : DISTANCE ESTIMATION USING SPLIT BEAM LUMINAIRE

(51) International classification :G01B11/02,H05B37/02
(31) Priority Document No :61/557989
(32) Priority Date :10/11/2011
(33) Name of priority country :U.S.A.
(86) International Application No :PCT/IB2012/055602
Filing Date :15/10/2012
(87) International Publication No :WO 2013/068861
(61) Patent of Addition to Application Number :NA
Filing Date :NA
(62) Divisional to Application Number :NA
Filing Date :NA

(71)**Name of Applicant :**
1)KONINKLIJKE PHILIPS N.V.
Address of Applicant :High Tech Campus 5 NL 5656 AE Eindhoven Netherlands
(72)**Name of Inventor :**
1)VISSENBERG Michel Cornelis Josephus Marie
2)PASVEER Willem Franke
3)DINGEMANS Antonius Petrus Marinus

(57) Abstract :
The invention relates to a method for determining a distance from a sensor to a luminaire. The luminaire includes at least a first light source configured to emit a first light beam adapted to illuminate a predefined area and a second light source configured to emit a second light beam adapted to illuminate a background area surrounding the predefined area. The sensor which could e.g. be included within another luminaire is configured to detect a back reflected first light beam and a back reflected second light beam. The method includes determining the distance from the sensor to the luminaire based at least partially on a comparison of information indicative of a signal strength of the detected back reflected first light beam and information indicative of a signal strength of the detected back reflected second light beam.

No. of Pages : 36 No. of Claims : 12

(12) PATENT APPLICATION PUBLICATION
(21) Application No.3725/CHENP/2014 A
(19) INDIA
(22) Date of filing of Application :16/05/2014
(43) Publication Date : 03/07/2015

(54) Title of the invention : A LIGHTING DEVICE AND A ROAD LIGHTING LUMINAIRE COMPRISING THE LIGHTING DEVICE.

(51) International classification :F21V7/06,F21S8/08,F21Y101/02
(31) Priority Document No :PCT/CN2011/082610
(32) Priority Date :22/11/2011
(33) Name of priority country :China
(86) International Application No :PCT/IB2012/055823
Filing Date :23/10/2012
(87) International Publication No :WO 2013/076597
(61) Patent of Addition to Application Number :NA
Filing Date :NA
(62) Divisional to Application Number :NA
Filing Date :NA

(71)**Name of Applicant :**
1)KONINKLIJKE PHILIPS N.V.
Address of Applicant :High Tech Campus 5 NL 5656 AE Eindhoven Netherlands
(72)**Name of Inventor :**
1)LI Wenyi
2)DENG Shitao
3)ZHU Xiaoyan

(57) Abstract :
The invention discloses a lighting device for a road lighting luminaire and a lighting luminaire comprising the lighting device. The lighting device comprises a reflector (301) which comprises a reflecting surface (3011) formed by revolving a parabolic curve around a first axis (y) through a predetermined angle wherein said parabolic curve has an aperture at its vertex said first axis being co planar with said parabolic curve and extending substantially perpendicularly to the axis (x) of symmetry of said parabolic curve and being located at or outside of said aperture of said parabolic curve. The lighting device further comprises a LED light source (302) which is disposed at an entry to said reflecting surface with said entry corresponding to said aperture of said parabolic curve. In this way light distribution can be controlled in the same way in any plane containing the first axis within the range of the predetermined angle. Moreover the light distribution in any plane containing the first axis (y) can be controlled as desired by designing the parabolic curve accordingly. Thus the lighting device can effectively reduce or eliminate the negative glaring effect and/or achieve satisfying lamination uniformity on the road surface.

No. of Pages : 19 No. of Claims : 15

(12) PATENT APPLICATION PUBLICATION
(19) INDIA
(22) Date of filing of Application :21/05/2014
(21) Application No.3836/CHENP/2014 A
(43) Publication Date : 03/07/2015

(54) Title of the invention : DEVICE AND METHOD FOR COOKING STARCH CONTAINING FOOD

(51) International classification :A23L1/01,A47J27/08
(31) Priority Document No :PCT/CN2011/083063
(32) Priority Date :28/11/2011
(33) Name of priority country :China
(86) International Application No :PCT/IB2012/056542
Filing Date :19/11/2012
(87) International Publication No :WO 2013/098670
(61) Patent of Addition to Application Number :NA
Filing Date :NA
(62) Divisional to Application Number :NA
Filing Date :NA

(71)**Name of Applicant :**
1)KONINKLIJKE PHILIPS N.V.
Address of Applicant :High Tech Campus 5 NL 5656 AE Eindhoven Netherlands
(72)**Name of Inventor :**
1)LI Mo
2)ZHOU Ning

(57) Abstract :
The invention proposes a food cooker and a related method of cooking starch containing food. The food cooker comprises a container configured to receive starch containing food and a first portion of water; a heating unit coupled with the container; and a controller electrically coupled to the heating unit and configured to control the heating unit to heat a mixture of the starch containing food and the first portion of water in the container to a first temperature to generate a heated mixture the first temperature being higher than 110°C and to cool down the heated mixture in the container to a second temperature to generate a cooled mixture when the mixture of the starch containing food and the first portion of water in the container has been heated to the first temperature; wherein the controller controls the repeated heating and cooling steps for a given number of cycles.

No. of Pages : 18 No. of Claims : 15

(12) PATENT APPLICATION PUBLICATION
(19) INDIA
(22) Date of filing of Application :13/05/2014
(21) Application No.3626/CHENP/2014 A
(43) Publication Date : 03/07/2015

(54) Title of the invention : EMULSIONS CONTAINING POLYMERIC CATIONIC EMULSIFIERS SUBSTANCE AND PROCESS

(51) International classification :B01F17/00,A61K8/06,B01F17/18
(31) Priority Document No :11188779.0
(32) Priority Date :11/11/2011
(33) Name of priority country :EPO
(86) International Application No :PCT/EP2012/072004
Filing Date :07/11/2012
(87) International Publication No :WO 2013/068384
(61) Patent of Addition to Application Number :NA
Filing Date :NA
(62) Divisional to Application Number :NA
Filing Date :NA

(71)**Name of Applicant :**
1)BASF SE
Address of Applicant :67056 Ludwigshafen Germany
(72)**Name of Inventor :**
1)DOBRAWA Rainer
2)BOECKH Dieter
3)FLORES FIGUEROA Aaron
4)BRYM Markus
5)PANANDIKER Rajan K.
6)HUELSKOETTER Frank

(57) Abstract :
The present invention is directed to stable emulsions comprising oils and a polymeric cationic emulsifier the process to obtain said emulsions and the use of said emulsions.

No. of Pages : 29 No. of Claims : 15

(12) PATENT APPLICATION PUBLICATION
(21) Application No.3730/CHENP/2014 A
(19) INDIA
(22) Date of filing of Application :16/05/2014
(43) Publication Date : 03/07/2015

(54) Title of the invention : MEMORY CONFIGURED TO PROVIDE SIMULTANEOUS READ/WRITE ACCESS TO MULTIPLE BANKS

(51) International classification :G06F13/16
(31) Priority Document No :13/297771
(32) Priority Date :16/11/2011
(33) Name of priority country :U.S.A.
(86) International Application No :PCT/US2012/065658
Filing Date :16/11/2012
(87) International Publication No :WO 2013/075013
(61) Patent of Addition to Application Number :NA
Filing Date :NA
(62) Divisional to Application Number :NA
Filing Date :NA

(71)**Name of Applicant :**
1)QUALCOMM INCORPORATED
Address of Applicant :Attn: International IP Administration 5775 Morehouse Drive San Diego California 92121 U.S.A.
(72)**Name of Inventor :**
1)TERZIOGLU Esin
2)PARK Dongkyu

(57) Abstract :
A memory includes at least first and second banks of single port memory elements a first local controller adapted to send read and write instructions to the first memory bank and a second local controller adapted to send read and write instructions to the second memory bank. A global controller is configured to receive first and second memory addresses and a first indication of an operation to be performed at the first memory addresses and a second indication of an operation to be performed at the second memory address and to instruct the first local controller to perform the first indicated operation at the first memory address and to instruct the second local controller to perform the second indicated operation at the second memory address at the same time.

No. of Pages : 23 No. of Claims : 36

(12) PATENT APPLICATION PUBLICATION
(19) INDIA
(22) Date of filing of Application :21/05/2014
(21) Application No.3832/CHENP/2014 A
(43) Publication Date : 03/07/2015

(54) Title of the invention : SCINTILLATOR PACK COMPRISING AN X RAY ABSORBING ENCAPSULATION AND X RAY DETECTOR ARRAY COMPRISING SUCH SCINTILLATOR PACK

(51) International classification :G01T1/20,G01T1/202
(31) Priority Document No :61/564407
(32) Priority Date :29/11/2011
(33) Name of priority country :U.S.A.
(86) International Application No :PCT/IB2012/056665
Filing Date :23/11/2012
(87) International Publication No :WO 2013/080105
(61) Patent of Addition to Application Number :NA
Filing Date :NA
(62) Divisional to Application Number :NA
Filing Date :NA

(71)**Name of Applicant :**
1)KONINKLIJKE PHILIPS N.V.
Address of Applicant :High Tech Campus 5 NL 5656 AE Eindhoven Netherlands
(72)**Name of Inventor :**
1)LEVENE Simha
2)VAN VEEN Nicolaas Johannes Anthonius
3)GREGORIAN Lev
4)DE LAAT Antonius Wilhelmus Maria
5)LIJTEN Gerardus Franciscus Cornelis Maria
6)GOSHEN Rafael

(57) Abstract :
A scintillator pack (2) and a CT X ray detector array (1) comprising such scintillator pack (2) are proposed. The scintillator pack (2) comprises an array of scintillator pixels (3). At a bottom surface (31) of each scintillator pixel (3) an X ray absorbing encapsulation(13) is provided. This encapsulation(13) comprises an electrically insulating highly X ray absorbing material having an atomic number greater than 60 such as for example Bismuth oxide (BiO). The X ray absorbing encapsulation(13) is interposed between the scintillator pixels (3) and an electronic circuit (19). The electronic circuit (19) may be provided as an ASIC in CMOS technology and may therefore be sensitive to X ray induced damage. The encapsulation(13) provides for good X ray protection of such electronic circuit (19).

No. of Pages : 16 No. of Claims : 15

(12) PATENT APPLICATION PUBLICATION
(19) INDIA
(22) Date of filing of Application :21/05/2014
(21) Application No.3833/CHENP/2014 A
(43) Publication Date : 03/07/2015

(54) Title of the invention : X RAY TUBE WITH HEATABLE FIELD EMISSION ELECTRON EMITTER AND METHOD FOR OPERATING SAME

(51) International classification :H01J35/06
(31) Priority Document No :61/563870
(32) Priority Date :28/11/2011
(33) Name of priority country :U.S.A.
(86) International Application No :PCT/IB2012/056417
Filing Date :14/11/2012
(87) International Publication No :WO 2013/080074
(61) Patent of Addition to Application Number :NA
Filing Date :NA
(62) Divisional to Application Number :NA
Filing Date :NA

(71)**Name of Applicant :**
1)KONINKLIJKE PHILIPS N.V.
Address of Applicant :High Tech Campus 5 NL 5656 AE Eindhoven Netherlands
(72)**Name of Inventor :**
1)DOKANIA Anand Kumar
2)VOGTMEIER Gereon
3)BACHMANN Peter Klaus

(57) Abstract :
An X ray tube a medical X ray device comprising such X raytube and a method for operating such X ray tube are proposed. The X ray tube (1) comprises an electron emitter (3) with a substrate (4) having an electron emission surface (5). The electron emission surface (5) is adapted for field emission of electrons therefrom by providing a substantial roughness. Such roughness may be obtained by applying carbon nano tubes (19) onto the electron emission surface (5). A field generator (7) is provided for generating an electrical field adjacent to the electron emission surface (5) for inducing field emission of electrons therefrom. Furthermore a heater arrangement (15) is provided and adapted for heating the electron emission surface (5) contemporaneous with the field emission of electrons. Accordingly while electrons are emitted from the electron emission surface (5) due to a field effect this electron emission surface (5) may also be heated to substantial temperatures of between 100 and 1000°C. It has been observed that such heating may stabilize electron emission characteristics as the emitter (3)as adsorbents or contaminations to the carbon nano tubes may be reduced.

No. of Pages : 14 No. of Claims : 14

(12) PATENT APPLICATION PUBLICATION
(19) INDIA
(22) Date of filing of Application :09/05/2014
(21) Application No.3530/CHENP/2014 A
(43) Publication Date : 03/07/2015

(54) Title of the invention : IMAGE ANNOTATION METHOD AND SYSTEM

(51) International classification :G06F17/30
(31) Priority Document No :1791/2011
(32) Priority Date :08/11/2011
(33) Name of priority country :Switzerland
(86) International Application No :PCT/EP2012/072072
Filing Date :07/11/2012
(87) International Publication No :WO 2013/068429
(61) Patent of Addition to Application Number :NA
Filing Date :NA
(62) Divisional to Application Number :NA
Filing Date :NA

(71)**Name of Applicant :**
1)VIDINOTI SA
Address of Applicant :Rue St Pierre 3 CH 1705 Fribourg Switzerland
(72)**Name of Inventor :**
1)LAUPER Eric
2)RITTER Rudolf
3)RIME Laurent

(57) Abstract :
A method comprising: (a) an originating user captures an original image (2) with a mobile equipment (1); (b) the image (21) is displayed on the originating user s mobile equipment (1) with first annotations (210); (c) first data information (R1) including the time and the location of said mobile equipment together with an information that said first annotations has been displayed is sent to a server (3); (d) the originating user transmits the image to a second equipment (4) of at least one second user; (e) the image (22) is displayed on said second equipment; (f) second annotations (211) are displayed to said second user in combination with said image; (g) second data information (R2) including the time and the location of a equipment (1) of said second user together with an information that said second annotations (211) has been displayed is sent to the server (3); (h) said server (3) determines from said location and/or time whether said image is an original image captured by the originating user or a transmitted image displayed to a second user.

No. of Pages : 35 No. of Claims : 27

(12) PATENT APPLICATION PUBLICATION
(21) Application No.3531/CHENP/2014 A
(19) INDIA
(22) Date of filing of Application :09/05/2014
(43) Publication Date : 03/07/2015

(54) Title of the invention : INFORMATION PROCESSING APPARATUS INFORMATION PROCESSING METHOD AND PROGRAM

(51) International classification :G06F19/00
(31) Priority Document No :2011252644
(32) Priority Date :18/11/2011
(33) Name of priority country :Japan
(86) International Application No :PCT/JP2012/006662
Filing Date :18/10/2012
(87) International Publication No :WO 2013/073105
(61) Patent of Addition to Application Number :NA
Filing Date :NA
(62) Divisional to Application Number :NA
Filing Date :NA

(71)**Name of Applicant :**
1)SONY CORPORATION
Address of Applicant :1 7 1 Konan Minato ku Tokyo 1080075 Japan
(72)**Name of Inventor :**
1)MIYAMA Seiji

(57) Abstract :
A medical information server is provided. The medical information server includes a medical information unit configured to determine a diagnose authority to an information terminal thereby allowing a diagnosis by the information terminal to be identified by the diagnose authority. An information terminal and a diagnostic information processing system are also provided.

No. of Pages : 35 No. of Claims : 20

(12) PATENT APPLICATION PUBLICATION
(19) INDIA
(22) Date of filing of Application :15/05/2014
(21) Application No.3638/CHENP/2014 A
(43) Publication Date : 03/07/2015

(54) Title of the invention : METHOD AND DEVICE FOR CLEANING WASTEWATER FROM A COKE QUENCHING TOWER WITH SHORTENED CATCH BASIN DWELL TIME

(51) International classification :C02F1/38,B01D21/24,C02F103/16
(31) Priority Document No :10 2011 118 937.1
(32) Priority Date :21/11/2011
(33) Name of priority country :Germany
(86) International Application No :PCT/EP2012/004435
Filing Date :24/10/2012
(87) International Publication No :WO 2013/075776
(61) Patent of Addition to Application Number :NA
Filing Date :NA
(62) Divisional to Application Number :NA
Filing Date :NA

(71)**Name of Applicant :**
1)THYSSENKRUPP INDUSTRIAL SOLUTIONS AG
Address of Applicant :ThyssenKrupp Allee 1 45143 Essen Germany
(72)**Name of Inventor :**
1)FREIMUTH Bodo
2)FREIMUTH Klaus

(57) Abstract :
The invention relates to a method for cleaning wastewater from a coke quenching tower with shortened catch basin dwell time in which method water is used to quench hot coke and the quenching water is captured in a catch basin which is dimensioned so as to suffice for a few quenching processes and without a further settling process the quenching water reaches a downstream hydrodynamic cleaning device in which the solid material is separated from the quenching water by mechanical separation methods so that a space saving arrangement of the catch basin without a settling device is possible. The invention also relates to an arrangement that consists of a quenching tower a quenching water channel for transferring the excess quenching water to a catch basin a catch basin a hydrocyclone a gap filter and a centrifuge which is used for separating the solid material and the quenching water.

No. of Pages : 14 No. of Claims : 10

(12) PATENT APPLICATION PUBLICATION
(19) INDIA
(22) Date of filing of Application :23/05/2014
(21) Application No.3929/CHENP/2014 A
(43) Publication Date : 03/07/2015

(54) Title of the invention : TERMINAL AND PROCESSING METHOD AFTER ACCESS FAILURE THEREOF

(51) International classification :H04W36/34
(31) Priority Document No :NA
(32) Priority Date :NA
(33) Name of priority country :NA
(86) International Application No :PCT/CN2012/079594
Filing Date :02/08/2012
(87) International Publication No :WO 2014/019199
(61) Patent of Addition to Application Number :NA
Filing Date :NA
(62) Divisional to Application Number :NA
Filing Date :NA

(71)**Name of Applicant :**
1)HUAWEI TECHNOLOGIES CO. LTD.
Address of Applicant :Huawei Administration Building Bantian Longgang District Shenzhen Guangdong 518129 China
(72)**Name of Inventor :**
1)YANG Xiaodong

(57) Abstract :
The present invention provides a terminal and a processing method after access failure thereof. The method comprises: a terminal establishing an RRC connection with a first cell the first cell being a cell comprising a PLMN selected by the terminal; when establishment of the RRC connection between the terminal and the first cell fails recording a list of a PLMN that fails to be accessed the list of the PLMN that fails to be accessed comprising the PLMN selected by the terminal. According to embodiments of the present invention recording accuracy can be implemented and further a correct PLMN can be reported.

No. of Pages : 25 No. of Claims : 12

(12) PATENT APPLICATION PUBLICATION
(19) INDIA
(22) Date of filing of Application :29/04/2014
(21) Application No.3229/CHENP/2014 A
(43) Publication Date : 03/07/2015

(54) Title of the invention : DIRECT LINK SYNCHRONIZATION COMMUNICATION BETWEEN CO PROCESSORS

(51) International classification :H04L25/38
(31) Priority Document No :NA
(32) Priority Date :NA
(33) Name of priority country :NA
(86) International Application No :PCT/CN2011/084634
Filing Date :26/12/2011
(87) International Publication No :WO 2013/097071
(61) Patent of Addition to Application Number :NA
Filing Date :NA
(62) Divisional to Application Number :NA
Filing Date :NA

(71)**Name of Applicant :**
1)INTEL CORPORATION
Address of Applicant :2200 Mission College Blvd. Santa Clara California 95052 U.S.A.
(72)**Name of Inventor :**
1)YE Minjiao

(57) Abstract :
Systems apparatus articles and methods are described including operations to communicate synchronization notifications between a co processor graphic data producer and a co processor graphic data consumer via a direct link without passing such communications through the central processing unit.

No. of Pages : 36 No. of Claims : 30

(12) PATENT APPLICATION PUBLICATION
(21) Application No.3318/CHENP/2014 A
(19) INDIA
(22) Date of filing of Application :01/05/2014
(43) Publication Date : 03/07/2015

(54) Title of the invention : CRIMP STYLE TERMINAL

(51) International classification :H01R4/18
(31) Priority Document No :2011220776
(32) Priority Date :05/10/2011
(33) Name of priority country :Japan
(86) International Application No :PCT/JP2012/075124
Filing Date :28/09/2012
(87) International Publication No :WO 2013/051480
(61) Patent of Addition to Application Number :NA
Filing Date :NA
(62) Divisional to Application Number :NA
Filing Date :NA

(71)**Name of Applicant :**
1)YAZAKI CORPORATION
Address of Applicant :4 28 Mita 1 chome Minato ku Tokyo 1080073 Japan
(72)**Name of Inventor :**
1)ITO Yoshitaka
2)KONDOU Takaya
3)ONUMA Masanori

(57) Abstract :
A conductor crimp section (13) has an approximately U shape in cross section and is connected in a crimped state to a conductor (Wa) of a wire terminal. The conductor crimp section (13) comprises a bottom plate (15) and a pair of conductor caulking pieces (13a) extending upwards from both left and right side edges of the bottom plate (15) for caulking to cover the conductor (Wa) disposed at an inner surface of the bottom plate (15). A concave shaped serration is disposed at an inner surface of the conductor crimp section (13). A plurality of circular concavities (20) are scattered separately as the concave shaped serration at the inner surface of the conductor crimp section (13). A diameter (d) of an inner bottom surface (21) of each of the circular concavities (20) is set within a range of from 0.15 mm (error range ±0.04 mm) to 0.8 mm (error range ±0.04 mm). A serration angle () is set within a range of from 60° to 90° which is formed by an inner side surface (22) and an extension surface (21a) of the inner bottom surface of each of the circular concavities (20). A minimum distance (b) of a planar section between circumferential edges of the circular concavities (20) adjoining each other is set at 0.17 mm (error range ±0.09 mm).

No. of Pages : 44 No. of Claims : 2

(12) PATENT APPLICATION PUBLICATION
(19) INDIA
(22) Date of filing of Application :01/05/2014
(21) Application No.3319/CHENP/2014 A
(43) Publication Date : 03/07/2015

(54) Title of the invention : METHOD FOR PROCESSING OPTICAL FIBER WASTES

(51) International classification :B02C23/06,B02C19/00,C03B37/16
(31) Priority Document No :11194310.6
(32) Priority Date :19/12/2011
(33) Name of priority country :EPO
(86) International Application No :PCT/EP2012/075744
Filing Date :17/12/2012
(87) International Publication No :WO 2013/092471
(61) Patent of Addition to Application Number :NA
Filing Date :NA
(62) Divisional to Application Number :NA
Filing Date :NA

(71)**Name of Applicant :**
1)QUARZWERKE GMBH
Address of Applicant :Kaskadenweg 101 50226 Frechen Germany
(72)**Name of Inventor :**
1)RIESS Michael
2)ZILLES Jrg Ulrich
3)PANIC Nicola

(57) Abstract :
The invention relates to a method for comminuting optical fibers from optical fiber wastes comprising the following steps: a) coarsely comminuting the optical fibers in order to obtain coarsely comminuted optical fibers; and b) finely comminuting the coarsely comminuted optical fibers using a granular additive of a d50 value in the range of 0.1 to 5.0 mm as an aggregate in order to obtain finely comminuted optical fibers wherein the mixing ratio of optical fibers to the additive is 25/75 to 95/05 wt%.

No. of Pages : 17 No. of Claims : 15

(12) PATENT APPLICATION PUBLICATION
(19) INDIA
(22) Date of filing of Application :15/01/2013
(21) Application No.332/CHENP/2013 A
(43) Publication Date : 03/07/2015

(54) Title of the invention : STEPPER MOTOR OPERATED BALANCED FLOW CONTROL VALVE

(51) International classification :F16K31/04,F16K21/00,F16K37/00
(31) Priority Document No :12/836214
(32) Priority Date :14/07/2010
(33) Name of priority country :U.S.A.
(86) International Application No :PCT/US2011/043298
Filing Date :08/07/2011
(87) International Publication No :WO 2012/009208
(61) Patent of Addition to Application Number :NA
Filing Date :NA
(62) Divisional to Application Number :NA
Filing Date :NA

(71)**Name of Applicant :**
1)MAC VALVES INC.
Address of Applicant :30569 Beck Road Wixom MI 48393 U.S.A.
(72)**Name of Inventor :**
1)YAHR Paul A.
2)WILLIAMS Kevin C.

(57) Abstract :
A flow control valve includes a body having a body bore oriented coaxially with a longitudinal axis of the body and a seat member extending into the bore. A valve member is slidably disposed in the bore and oriented coaxially with the longitudinal axis of the body. The valve member includes a non circular geometrically shaped head having a bore. A drive adapter includes a head receiving cavity slidingly receiving the geometrically shaped head of the valve member and preventing axial rotation of the valve member. A stepper motor is connected to the drive adapter the stepper motor incrementally rotating a shaft engaged with the bore of the valve member. First and second equal diameter pistons of the valve member provide pressure balanced valve member operating positions.

No. of Pages : 32 No. of Claims : 31

(12) PATENT APPLICATION PUBLICATION
(21) Application No.4/CHE/2014 A
(19) INDIA
(22) Date of filing of Application :01/01/2014
(43) Publication Date : 03/07/2015

(54) Title of the invention : STABLE PASTE SHAMPOO COMPOSITION WITH NATURAL/HERBAL MATERIALS

(51) International classification :A61K
(31) Priority Document No :NA
(32) Priority Date :NA
(33) Name of priority country :NA
(86) International Application No :NA
Filing Date :NA
(87) International Publication No : NA
(61) Patent of Addition to Application Number :NA
Filing Date :NA
(62) Divisional to Application Number :NA
Filing Date :NA

(71)**Name of Applicant :**
1)CAVINKARE PVT. LTD.
Address of Applicant :Cavin Ville, No.12, Cenotaph Road, Chennai - 600 018, Tamil Nadu, India Tamil Nadu India
(72)**Name of Inventor :**
1)Lakshmi Thiagarajan
2)Rajesh Kumar Ramdayal Singh
3)Sirisha Komminedi
4)Rajyashree.N

(57) Abstract :
A storage stable paste shampoo composition comprising herbal/herbo-mineral materials which on one hand while possessing paste-like consistency also possesses commercially acceptable colour and odour that is stable in presence of high content of herbal /herbo-mineral materials that is also adapted to deliver superior cleaning and conditioning benefits to the hair.

No. of Pages : 15 No. of Claims : 8

(12) PATENT APPLICATION PUBLICATION
(21) Application No.3924/CHENP/2014 A
(19) INDIA
(22) Date of filing of Application :23/05/2014
(43) Publication Date : 03/07/2015

(54) Title of the invention : METHOD OF TRANSMITTING FRAMES STATIONS AND COMPUTER PROGRAM CORRESPONDING THERETO

(51) International classification :H04B7/04,H04B7/06
(31) Priority Document No :1159834
(32) Priority Date :28/10/2011
(33) Name of priority country :France
(86) International Application No :PCT/FR2012/052487
Filing Date :29/10/2012
(87) International Publication No :WO 2013/061009
(61) Patent of Addition to Application Number :NA
Filing Date :NA
(62) Divisional to Application Number :NA
Filing Date :NA

(71)**Name of Applicant :**
1)ORANGE
Address of Applicant :78 rue Olivier de Serres F 75015 Paris France
(72)**Name of Inventor :**
1)CARIOU Laurent
2)CHARAF Akl

(57) Abstract :
The invention relates to a method of transmitting frames which is intended to be implemented by a multiuser MIMO system comprising a transmitter with several antennas and receivers associated respectively with the users. The method comprises a step (2) of constructing a probing frame a first part of which comprises at least one symbol intended for the synchronizing of destination receivers and a second part of which comprises at least as many precoded pilot symbols as destination receivers a step (3) of transmitting the probing frame according to a broadcasting mode for the first part and according to a directional mode for the second part destined for the destination receivers a step (4) of constructing a data frame destined for the destination receivers the step (4) of constructing the data frame taking into account a feedback information item (fbck) coming from the destination receivers and coding an inter destination receiver interference for a destination receiver.

No. of Pages : 26 No. of Claims : 10

(12) PATENT APPLICATION PUBLICATION
(19) INDIA
(22) Date of filing of Application :23/05/2014
(21) Application No.3925/CHENP/2014 A
(43) Publication Date : 03/07/2015

(54) Title of the invention : VACCINES AND METHODS FOR CREATING A VACCINE FOR INDUCING IMMUNITY TO ALL DENGUE VIRUS SEROTYPES

(51) International classification	:C07K19/00,A61K39/12,C07K14/18
(31) Priority Document No	:61/550982
(32) Priority Date	:25/10/2011
(33) Name of priority country	:U.S.A.
(86) International Application No	:PCT/US2012/061893
Filing Date	:25/10/2012
(87) International Publication No	:WO 2013/063248
(61) Patent of Addition to Application Number	:NA
Filing Date	:NA
(62) Divisional to Application Number	:NA
Filing Date	:NA

(71)**Name of Applicant :**
1)FLORIDA GULF COAST UNIVERSITY
Address of Applicant :10501 FGCU Boulevard South Fort Myers Florida 33965 6565 U.S.A.
(72)**Name of Inventor :**
1)ISERN Sharon
2)MICHAEL Scott F.

(57) Abstract :
Described here is a method to produce a chimeric protein having portions of yellow fever virus and dengue virus. A small portion of the yellow fever virus 17D vaccine strain envelope protein (or other related flavivirus) can be replaced by the corresponding portion from the dengue virus envelope protein. In some embodiments the chimeric protein may be used to create a treatment composition for DENV infection. In others the chimeric protein may be used to create a vaccine that will induce broadly protective antibodies against dengue virus and reduce the induction of non neutralizing antibodies that will cause enhancement.

No. of Pages : 44 No. of Claims : 23

(12) PATENT APPLICATION PUBLICATION
(21) Application No.3926/CHENP/2014 A
(19) INDIA
(22) Date of filing of Application :23/05/2014
(43) Publication Date : 03/07/2015

(54) Title of the invention : PILING APPARATUS AND PROCESS FOR INSTALLATION OF PILE ASSEMBLY

(51) International classification :E02D7/26
(31) Priority Document No :1201200193
(32) Priority Date :19/01/2012
(33) Name of priority country :Vietnam
(86) International Application No :PCT/VN2012/000001
Filing Date :11/05/2012
(87) International Publication No :WO 2013/110096
(61) Patent of Addition to Application Number :NA
Filing Date :NA
(62) Divisional to Application Number :NA
Filing Date :NA

(71)**Name of Applicant :**
1)VO Thanh Minh
Address of Applicant :19B Lane 2 Le Van Huu Str Hai Ba Trun Dist Hanoi City Vietnam
(72)**Name of Inventor :**
1)VO Thanh Minh

(57) Abstract :
The invention relates to a piling apparatus for pile assembly comprises at least one walled pipe (26) a clamping frame (29) having a clamping mechanism to link to a walled pipe (26) which has been inserted into the earth a pressing stand (24) linked to the clamping frame (29) pressing cylinders (35) having one end linked to the base of pressing stand (24) another end linked to a holding clamp (18). The holding clamp (18) is used to clamp over the material so as to force at least one material to travel throughout the interior of the walled pipe (26) by using the friction between the walled pipe (26) which has been inserted into the ground with the ground served as a counterpoise components of the apparatus are constructed to press a pressing force against material formed by pressing cylinders (35) applied to material by means of the holding clamp (18) and a reactive force transferred via the pressing stand (24) the clamping mechanism the clamping frame (29) to the walled pipe (26) and balanced by the friction between the walled pipe (26) and the ground. The invention further relates to an installation process for pile assembly.

No. of Pages : 31 No. of Claims : 39

(12) PATENT APPLICATION PUBLICATION
(19) INDIA
(22) Date of filing of Application :18/01/2013
(21) Application No.427/CHENP/2013 A
(43) Publication Date : 03/07/2015

(54) Title of the invention : APPARATUS AND METHOD FOR NETWORK DRIVER INJECTION INTO TARGET IMAGE

(51) International classification :G06F13/00
(31) Priority Document No :12/824029
(32) Priority Date :25/06/2010
(33) Name of priority country :U.S.A.
(86) International Application No :PCT/US2011/031290
Filing Date :05/04/2011
(87) International Publication No :WO 2011/162856
(61) Patent of Addition to Application Number :NA
Filing Date :NA
(62) Divisional to Application Number :NA
Filing Date :NA

(71)**Name of Applicant :**
1)WYSE TECHNOLOGY INC.
Address of Applicant :3471 N. First Street San Jose CA 95134 U.S.A.
(72)**Name of Inventor :**
1)LAM Mandy Sui Mei

(57) Abstract :
A method provides network driver injection into a target image to transform the target image to be compatible with one or more source machines for facilitating operating system streaming over a network. The method may include: facilitating access to a source system registry file of a source machine; facilitating access to a target system registry file of the target image without copying the target image; determining whether source network interface cards of the source machine are compatible with the target image; and if the source network interface cards are not compatible with the target image performing network interface driver injection into the target image. The target image may include an operating system. A machine readable storage medium and apparatus are provided. A method is described for building a program for providing network driver injection into a target image to transform the target image to be compatible with computing machines.

No. of Pages : 134 No. of Claims : 23

(12) PATENT APPLICATION PUBLICATION
(21) Application No.3602/CHENP/2014 A
(19) INDIA
(22) Date of filing of Application :13/05/2014
(43) Publication Date : 03/07/2015

(54) Title of the invention : NESTED SEI MESSAGES FOR MULTIVIEW VIDEO CODING (MVC) COMPATIBLE THREE DIMENSIONAL VIDEO CODING (3DVC)

(51) International classification :H04N7/26
(31) Priority Document No :61/565376
(32) Priority Date :30/11/2011
(33) Name of priority country :U.S.A.
(86) International Application No :PCT/US2012/067421
Filing Date :30/11/2012
(87) International Publication No :WO 2013/082513
(61) Patent of Addition to Application Number :NA
Filing Date :NA
(62) Divisional to Application Number :NA
Filing Date :NA

(71)**Name of Applicant :**
1)QUALCOMM INCORPORATED
Address of Applicant :ATTN: International IP Administration 5775 Morehouse Drive San Diego California 92121 1714 U.S.A.
(72)**Name of Inventor :**
1)CHEN Ying
2)WANG Ye Kui

(57) Abstract :
In general techniques are described for separately processing depth and texture components of video data. A device configured to process video data including a view component comprised of a depth component and a texture component may perform various aspects of the techniques. The device may comprise a processor configured to determine a supplemental enhancement information message that applies when processing the view component of the video data and determine a nested supplemental enhancement information message that applies in addition to the supplemental enhancement information message when processing the depth component of the view component.

No. of Pages : 119 No. of Claims : 40

(12) PATENT APPLICATION PUBLICATION
(21) Application No.3603/CHENP/2014 A
(19) INDIA
(22) Date of filing of Application :13/05/2014
(43) Publication Date : 03/07/2015

(54) Title of the invention : HANDLING MISMATCH OF CONTROL SPANS BETWEEN SERVING CELL AND INTERFERING CELLS FOR CONTROL AND DATA CHANNEL INTERFERENCE CANCELLATION

(51) International classification :H04J11/00
(31) Priority Document No :61/557855
(32) Priority Date :09/11/2011
(33) Name of priority country :U.S.A.
(86) International Application No :PCT/US2012/062774
Filing Date :31/10/2012
(87) International Publication No :WO 2013/070469
(61) Patent of Addition to Application Number :NA
Filing Date :NA
(62) Divisional to Application Number :NA
Filing Date :NA

(71)**Name of Applicant :**
1)QUALCOMM INCORPORATED
Address of Applicant :Attn: International IP Administration 5775 Morehouse Drive San Diego California 92121 U.S.A.
(72)**Name of Inventor :**
1)LUO Tao
2)YOO Taesang
3)ZHAO Lu
4)WEI Yongbin
5)MALLADI Durga Prasad

(57) Abstract :
The following is directed to control and data channel interference cancellation between a serving cell and interfering cell. A first symbol of a subframe is processed to determine a control span of a serving cell and a control span of an interfering cell. The interference is then cancelled based on the determined control spans.

No. of Pages : 46 No. of Claims : 18

(12) PATENT APPLICATION PUBLICATION
(19) INDIA
(22) Date of filing of Application :23/05/2014
(21) Application No.3914/CHENP/2014 A
(43) Publication Date : 03/07/2015

(54) Title of the invention : SPHERICAL BAND SHAPED SEAL BODY AND PRODUCTION METHOD THEREFOR

(51) International classification :F16L27/06,F01N13/08,F16J15/10
(31) Priority Document No :2011270519
(32) Priority Date :09/12/2011
(33) Name of priority country :Japan
(86) International Application No :PCT/JP2012/007746
Filing Date :03/12/2012
(87) International Publication No :WO 2013/084467
(61) Patent of Addition to Application Number :NA
Filing Date :NA
(62) Divisional to Application Number :NA
Filing Date :NA

(71)**Name of Applicant :**
1)OILES CORPORATION
Address of Applicant :6 34 Kounan 1 chome Minato ku Tokyo 1080075 Japan
(72)**Name of Inventor :**
1)MIYASHITA Osamu
2)SATOU Eiji
3)ISHIDA Koichi
4)TAKASAGO Toshikazu
5)MATSUNAGA Satoshi

(57) Abstract :
[Solution] A spherical band shaped seal body (40) comprising: a spherical band shaped base body (38) defined by a cylindrical inner surface (34) defining a through hole (33) in the center section thereof a partially convex spherical surface (35) and annular end surfaces (36 37) on the large and small diameter sides of the partially convex spherical surface (35); and an outer layer (39) formed integrally with the partially convex spherical surface (35) of the spherical band shaped base body (38).

No. of Pages : 84 No. of Claims : 12

(12) PATENT APPLICATION PUBLICATION
(21) Application No.4350/CHE/2012 A
(19) INDIA
(22) Date of filing of Application :18/10/2012
(43) Publication Date : 03/07/2015

(54) Title of the invention : DETACHABLE MULTI-FUNCTION LAMP UNIT

(51) International classification :F21L
(31) Priority Document No :NA
(32) Priority Date :NA
(33) Name of priority country :NA
(86) International Application No :NA
Filing Date :NA
(87) International Publication No : NA
(61) Patent of Addition to Application Number :NA
Filing Date :NA
(62) Divisional to Application Number :NA
Filing Date :NA

(71)**Name of Applicant :**
1)NISSAN MOTOR CO. LTD.
Address of Applicant :2 Takara-cho Kanagawa-ku Yokohama-shi Kanagawa 2210023 Japan
(72)**Name of Inventor :**
1)Ukey Rajeev
2)Velusamy Ashokkumar
3)Gopinath Prakash
4)Kandasamy Selvam

(57) Abstract :
A detachable multi-function lamp unit for a vehicle is described herein. In accordance with an embodiment of the present subject matter the detachable multi-function lamp unit comprises a lamp housing disposed in the vehicle body and a portable lamp assembly which can be detachably coupled to the lamp housing in a stationary mode of operation. The portable lamp assembly can also be attached to multiple second locations in the vehicle in a portable mode of operation and comprises a rechargeable battery and a plurality of light sources with different illumination. The rechargeable battery is charged by a power source of the vehicle in the stationary mode of operation and provides electrical power to one or more of the plurality of light sources in the portable mode of operation. A lamp switch is provided on the portable lamp assembly to selectively activate one or more of the plurality of light sources.

No. of Pages : 20 No. of Claims : 11

(12) PATENT APPLICATION PUBLICATION
(19) INDIA
(22) Date of filing of Application :18/01/2013
(21) Application No.459/CHENP/2013 A
(43) Publication Date : 03/07/2015

(54) Title of the invention : METHODS FOR IMPROVED C4 DICARBOXYLIC ACID PRODUCTION IN FILAMENTOUS FUNGI

(51) International classification :C12P7/46,C12N1/16
(31) Priority Document No :61/357007
(32) Priority Date :21/06/2010
(33) Name of priority country :U.S.A.
(86) International Application No :PCT/US2011/041301
Filing Date :21/06/2011
(87) International Publication No :WO 2011/163270
(61) Patent of Addition to Application Number :NA
Filing Date :NA
(62) Divisional to Application Number :NA
Filing Date :NA

(71)**Name of Applicant :**
1)NOVOZYMES INC.
Address of Applicant :1445 Drew Avenue Davis California 95618 U.S.A.
(72)**Name of Inventor :**
1)LUTTRINGER Sheryl
2)YAVER Debbie

(57) Abstract :
The present invention relates to methods of producing C4 dicarboxylic acids such as malic acid comprising: (a) cultivating a host cell comprising a polynucleotide encoding a C4 dicarboxylic acid transporter; and (b) recovering the C4 dicarboxylic acid. The present invention also relates to methods for increasing C4 dicarboxylic acid production as well as host cells comprising the polynucleotides.

No. of Pages : 118 No. of Claims : 23

(12) PATENT APPLICATION PUBLICATION
(19) INDIA
(22) Date of filing of Application :29/04/2014
(21) Application No.3223/CHENP/2014 A
(43) Publication Date : 03/07/2015

(54) Title of the invention : METHODS FOR PRODUCING EPOXIDATION CATALYSTS AND EPOXIDATION METHODS UTILIZING THESE

(51) International classification :B01J23/68,B01J37/02,B01J35/10
(31) Priority Document No :61/553577
(32) Priority Date :31/10/2011
(33) Name of priority country :U.S.A.
(86) International Application No :PCT/US2012/058755
Filing Date :04/10/2012
(87) International Publication No :WO 2013/066557
(61) Patent of Addition to Application Number :NA
Filing Date :NA
(62) Divisional to Application Number :NA
Filing Date :NA

(71)**Name of Applicant :**
1)DOW TECHNOLOGY INVESTMENTS LLC
Address of Applicant :2020 Dow Center Midland Michigan 48674 U.S.A.
(72)**Name of Inventor :**
1)DIVASSY Biju M.
2)LIU Albert C.
3)SOO Hwaili

(57) Abstract :
Methods are provided for producing epoxidation catalysts. The present methods are able to produce catalysts having the desired loading levels of catalytic species at a lower vacuum level (having a higher minimum residual pressure) than previously appreciated by the art thereby providing equipment cost and time savings.

No. of Pages : 34 No. of Claims : 14

(12) PATENT APPLICATION PUBLICATION
(19) INDIA
(22) Date of filing of Application :01/05/2014
(21) Application No.3311/CHENP/2014 A
(43) Publication Date : 03/07/2015

(54) Title of the invention : ROTATING SEPARATOR WITH HOUSING PREVENTING SEPARATED LIQUID CARRYOVER

(51) International classification :C02F3/12
(31) Priority Document No :61/555529
(32) Priority Date :04/11/2011
(33) Name of priority country :U.S.A.
(86) International Application No :PCT/US2012/063149
Filing Date :02/11/2012
(87) International Publication No :WO 2013/067245
(61) Patent of Addition to Application Number :NA
Filing Date :NA
(62) Divisional to Application Number :NA
Filing Date :NA

(71)**Name of Applicant :**
1)CUMMINS FILTRATION IP INC.
Address of Applicant :500 Jackson Street Columbus IN 47201 U.S.A.
(72)**Name of Inventor :**
1)PARIKH Chirag D.
2)JANAKIRAMAN Arun
3)DAWAR Saru
4)MOY Jerald J.
5)DESHPANDE Himani
6)SCHWANDT Brian W.
7)MEYER Bridgette L.
8)FENG Shiming
9)BALAZY Anna
10)VARGHESE Vincil A.
11)SCHECKEL Benjamin L.

(57) Abstract :
A rotating separator has a housing preventing separated liquid carryover. A plenum between the annular rotating separating filter element and the housing sidewall has one or more flow path separating guides minimizing the flow of separated liquid to the outlet. The flow path guides may include one or more fins and/or swirl flow dampers and/or a configured surface.

No. of Pages : 40 No. of Claims : 39

(12) PATENT APPLICATION PUBLICATION
(19) INDIA
(22) Date of filing of Application :01/05/2014
(21) Application No.3313/CHENP/2014 A
(43) Publication Date : 03/07/2015

(54) Title of the invention : RADIO PROTOCOL FOR COMMUNICATION WITH METER DEVICES

(51) International classification :H04L29/06,H04W4/00,G01D4/00
(31) Priority Document No :PA 2011 00759
(32) Priority Date :03/10/2011
(33) Name of priority country :Denmark
(86) International Application No :PCT/DK2012/050365
Filing Date :28/09/2012
(87) International Publication No :WO 2013/050037
(61) Patent of Addition to Application Number :NA
Filing Date :NA
(62) Divisional to Application Number :NA
Filing Date :NA

(71)**Name of Applicant :**
1)MIITORS ApS
Address of Applicant :Vitus Bering Innovation Park Chr M ˜stergaardsvej 4 DK 8700 Horsens Denmark
(72)**Name of Inventor :**
1)DRACHMANN Jens

(57) Abstract :
The invention relates to a method for communication between a meter device (1) and a communication network (75) in accordance with a radio protocol for communicating data between a meter device (1) and a communication network (75) said meter device (1) being provided with a meter device identification (83) for identifying said meter device (1) wherein said radio protocol comprises: a reduced part of said meter device identification (84) and a data field (62) wherein said method of communication comprises the steps of: transmitting a data telegram (60) according to said protocol from said meter device (1) receiving said data telegram (60) by said communication network (75) and identifying said meter device (1) wherein said step of identifying said meter device (1) is performed on the basis of a set of identification elements said set of identification elements comprising at least: said reduced part of said meter device identification (84) and at least one information element obtained from a data source external to said meter device (1). The invention furthermore relates to an identification computer device and a meter device adapted for operating in accordance with the above mentioned radio protocol and a radio protocol for communication between a meter device and a communication network in accordance with the above mentioned radio protocol.

No. of Pages : 51 No. of Claims : 38

(12) PATENT APPLICATION PUBLICATION
(19) INDIA
(22) Date of filing of Application :18/10/2013
(21) Application No.4718/CHE/2013 A
(43) Publication Date : 03/07/2015

(54) Title of the invention : MOUNTING STRUCTURE

(51) International classification :H05K
(31) Priority Document No :NA
(32) Priority Date :NA
(33) Name of priority country :NA
(86) International Application No :NA
Filing Date :NA
(87) International Publication No : NA
(61) Patent of Addition to Application Number :NA
Filing Date :NA
(62) Divisional to Application Number :NA
Filing Date :NA

(71)**Name of Applicant :**
1)NISSAN MOTOR CO., LTD.
Address of Applicant :2, Takara-cho, Kanagawa-ku, Yokohama-shi, Kanagawa 2210023 Japan
(72)**Name of Inventor :**
1)MOHANTY, Subhashis
2)LUCAS, Sebastin
3)SIVASUBRAMANIYAN, Rajathi
4)MOHANSUNDER, Subramanian
5)GOYET, David

(57) Abstract :
A mounting structure (100) for mounting a plurality of components (110, 300, 112, 302) to a vehicle body is described herein. In an embodiment, the mounting structure (100) includes a bracket (101) for mounting the plurality of components (110, 300, 112, 302). The bracket (101) has a first bracket portion (102), a second bracket portion (104), and a body portion (106) between the first bracket portion (102) and the second bracket portion (104). The body portion (106) has at least one fastening cavity (108) for fastening the bracket (101). The mounting structure (100) further includes a supporting frame (304) and the bracket (101) is fastened to the supporting frame (304) by only one fastening element (306, 308) at the fastening cavity (108) in the body portion (106). Accordingly, the first bracket portion (102) and the second bracket portion (104) mount the first component (110, 300) and the second component (112, 302) in a fastened state.

No. of Pages : 23 No. of Claims : 14

(12) PATENT APPLICATION PUBLICATION
(19) INDIA
(22) Date of filing of Application :08/05/2014
(21) Application No.3480/CHENP/2014 A
(43) Publication Date : 03/07/2015

(54) Title of the invention : SUBSTITUTED 1 2 5 OXADIAZOLE COMPOUNDS AND THEIR USE AS HERBICIDES III

(51) International classification :C07D413/12,C07D471/04,A01N43/82
(31) Priority Document No :61/561324
(32) Priority Date :18/11/2011
(33) Name of priority country :U.S.A.
(86) International Application No :PCT/EP2012/072810
Filing Date :16/11/2012
(87) International Publication No :WO 2013/072450
(61) Patent of Addition to Application Number :NA
Filing Date :NA
(62) Divisional to Application Number :NA
Filing Date :NA

(71)**Name of Applicant :**
1)BASF SE
Address of Applicant :67056 Ludwigshafen Germany
(72)**Name of Inventor :**
1)KRAUS Helmut
2)WITSCHEL Matthias
3)SEITZ Thomas
4)NEWTON Trevor William
5)PARRA RAPADO Liliana
6)APONTE Raphael
7)KREUZ Klaus
8)GROMANN Klaus
9)LERCHL Jens
10)EVANS Richard R.

(57) Abstract :
The present invention relates to substituted 1 2 5 oxadiazole compounds of the formula I and the N oxidesand saltsthereof and to compositions comprising the same. The invention also relates to the use of the 1 2 5 oxadiazole compounds or of the compositions comprising such compounds for controlling unwanted vegetation. Wherein Xis N or CR; Xis N or CR; X is N or CR; provided that a least one of X X and X is N; R is e.g. selected from the group consisting of hydrogen cyano nitro halogen C C alkyl C C cycloalkyl C C cycloalkyl C C alkyl C C haloalkyl C C alkenyl C C haloalkenyl C C alkynyl C C haloalkynyl C C alkoxy C C alkyl C C haloalkoxy C C alkyl O R Z S(O) R Z C(=O) R Z C(=O) OR Z C(=O) N RR Z NRR Z phenyl and Z heterocyclyl; R is e.g. selected from the group consisting of Z cyano halogen nitro C C alkyl C C alkenyl C C alkynyl C C haloalkyl C C alkoxy C C alkoxy C C alkyl Z C C alkoxy C C alkoxy C C alkylthio C C alkyl Z C C alkylthio C C alkylthio C C alkenyloxy C C alkynyloxy C C haloalkoxy C C haloalkoxy C C alkyl Z C C haloalkoxy C C alkoxy Z S(O) R Z phenoxy and Z heterocyclyloxy; R R are identical or different and e.g. selected from the group consisting of hydrogen halogen Z OH Z NO Z cyano C C alkyl C C alkenyl C C alkynyl Z C C cycloalkyl Z C C cycloalkoxy C C haloalkyl Z C C alkoxy Z C C haloalkoxy Z C C alkoxy C C alkoxy Z C C alkylthio C C alkylthio etc. R is selected from the group consisting of hydrogen halogen cyano nitro C C alkyl and C C haloalkyl; R is selected from the group consisting of hydrogen halogen cyano nitro C C alkyl and C C haloalkyl.

No. of Pages : 126 No. of Claims : 43

(12) PATENT APPLICATION PUBLICATION
(19) INDIA
(22) Date of filing of Application :23/05/2014
(21) Application No.3893/CHENP/2014 A
(43) Publication Date : 03/07/2015

(54) Title of the invention : SHOVEL

(51) International classification :H01M10/50,E02F9/20,H01M2/10
(31) Priority Document No :2011234727
(32) Priority Date :26/10/2011
(33) Name of priority country :Japan
(86) International Application No :PCT/JP2012/077045
Filing Date :19/10/2012
(87) International Publication No :WO 2013/061869
(61) Patent of Addition to Application Number :NA
Filing Date :NA
(62) Divisional to Application Number :NA
Filing Date :NA

(71)**Name of Applicant :**
1)SUMITOMO HEAVY INDUSTRIES LTD.
Address of Applicant :1 1 Osaki 2 chome Shinagawa ku Tokyo 1416025 Japan
(72)**Name of Inventor :**
1)ADACHI Shuntaro
2)NAKAJYO Terunobu
3)YOKOYAMA Kazuya

(57) Abstract :
An upper rotating body is rotatably mounted on a lower traveling body. An attachment is disposed on the upper rotating body. A power storing device is disposed with the attachment on the upper rotating body. An electrical component is driven by power discharged from the power storing device. The power storing device has on a first wall plate a casing having formed thereon a first channel for channeling a cooling medium. A power storing module is disposed in the case. The power storing module includes a plurality of power storing cells that have been stacked and each of the power storing cells is thermally bonded to the first channel.

No. of Pages : 90 No. of Claims : 27

(12) PATENT APPLICATION PUBLICATION
(19) INDIA
(22) Date of filing of Application :16/11/2012
(21) Application No.4798/CHE/2012 A
(43) Publication Date : 03/07/2015

(54) Title of the invention : AIRFLOW MANAGEMENT SYSTEM FOR VEHICLES

(51) International classification :F24F
(31) Priority Document No :NA
(32) Priority Date :NA
(33) Name of priority country :NA
(86) International Application No :NA
Filing Date :NA
(87) International Publication No : NA
(61) Patent of Addition to Application Number :NA
Filing Date :NA
(62) Divisional to Application Number :NA
Filing Date :NA

(71)**Name of Applicant :**
1)NISSAN MOTOR CO. LTD.
Address of Applicant :2 Takara-cho Kanagawa-ku Yokohama-shi Kanagawa 2210023 Japan
(72)**Name of Inventor :**
1)UKEY Rajeev
2)VELUSAMY Ashokkumar
3)KANDASAMY Selvam

(57) Abstract :
An airflow management system for a vehicle utilizing an HVAC facility is disclosed. The airflow management system may include a plurality of air ducts that may be configured to receive air from a plurality of sources. The plurality of air ducts may facilitate in directing the received air towards a passenger cabin of the vehicle. The airflow management system may further include a three way valve disposed at a node formed by the plurality of air ducts. The three way valve is movable to a plurality of positions for receiving air from the plurality of air ducts. Furthermore the three way valve may provide the received air to the passenger cabin of the vehicle. To be published with

No. of Pages : 20 No. of Claims : 10

(12) PATENT APPLICATION PUBLICATION
(21) Application No.3482/CHENP/2014 A
(19) INDIA
(22) Date of filing of Application :08/05/2014
(43) Publication Date : 03/07/2015

(54) Title of the invention : PROCESS FOR THE PREPARATION OF TRAVOPROST

(51) International classification :C07C405/00,C07D307/935
(31) Priority Document No :P11 00701
(32) Priority Date :21/12/2011
(33) Name of priority country :Hungary
(86) International Application No :PCT/HU2012/000132
Filing Date :10/12/2012
(87) International Publication No :WO 2013/093528
(61) Patent of Addition to Application Number :NA
Filing Date :NA
(62) Divisional to Application Number :NA
Filing Date :NA

(71)**Name of Applicant :**
1)CHINOIN GYGYSZER ‰S VEGY‰SZETI TERM‰KEK GY • RA ZRT.
Address of Applicant :T³ u. 1 5 H 1045 Budapest Hungary
(72)**Name of Inventor :**
1)KARDOS Zsuzsanna
2)KISS Tibor
3)L • SZLOFI Istv¡n
4)HORTOB • GYI Irn
5)BISCHOF Zolt¡n
6)BDIS • d¡m
7)HAVASI G¡bor

(57) Abstract :
The invention relates to a process for the preparation of travoprost of formula(I) comprising that the compound of formula (II) is stereoselectively reduced the resulting compound of formula (III) is if desired crystallized the lactone group of the the compound of formula (III) is reduced the p phenyl benzoyl protecting group of the thus obtained compound of formula (IV) is removed the resulting triol of formula (V) is if desired after crystallization transformed by Wittig reaction into the acid of formula (VI) which is then esterified.

No. of Pages : 39 No. of Claims : 38

(12) PATENT APPLICATION PUBLICATION
(19) INDIA
(22) Date of filing of Application :08/05/2014
(21) Application No.3483/CHENP/2014 A
(43) Publication Date : 03/07/2015

(54) Title of the invention : SOLAR RECEIVER WITH DUAL EXPOSURE HEAT ABSORPTION PANEL

(51) International classification :F24J2/52
(31) Priority Document No :61/560512
(32) Priority Date :16/11/2011
(33) Name of priority country :U.S.A.
(86) International Application No :PCT/US2012/065332
Filing Date :15/11/2012
(87) International Publication No :WO 2013/074823
(61) Patent of Addition to Application Number :NA
Filing Date :NA
(62) Divisional to Application Number :NA
Filing Date :NA

(71)**Name of Applicant :**
1)BABCOCK & WILCOX POWER GENERATION GROUP INC.
Address of Applicant :20 S. Van Buren Avenue Barberton OH 44203 U.S.A.
(72)**Name of Inventor :**
1)WASYLUK David T.
2)KRAFT David L.
3)PERSINGER Justin A.
4)MARSHALL Jason M.
5)ALBRECHT Melvin J.

(57) Abstract :
A dual exposure heat absorption panel is disclosed which can be used in a solar receiver design. Generally the heat absorption panel includes a tube panel through which a heat transfer fluid is flowed to absorb solar energy from heliostats that are focused on the tube panel. A structural support frame surrounds the tube panel. A stiffener structure runs across the exposed faces of the tube panel. The headers and other support structures on the periphery are protected by use of a heat shield.

No. of Pages : 38 No. of Claims : 15

(12) PATENT APPLICATION PUBLICATION
(19) INDIA
(22) Date of filing of Application :08/05/2014
(21) Application No.3484/CHENP/2014 A
(43) Publication Date : 03/07/2015

(54) Title of the invention : METHOD AND APPARATUS FOR DETERMINING EYE TOPOGRAPHY

(51) International classification :A61B3/10,A61B3/12,G01B9/02
(31) Priority Document No :61/547904
(32) Priority Date :17/10/2011
(33) Name of priority country :U.S.A.
(86) International Application No:PCT/US2012/060631
Filing Date :17/10/2012
(87) International Publication No :WO 2013/059333
(61) Patent of Addition to Application Number :NA
Filing Date :NA
(62) Divisional to Application Number :NA
Filing Date :NA

(71)**Name of Applicant :**
1)EYEDEAL SCANNING LLC
Address of Applicant :124 Crescent Road Needham MA 02494 U.S.A.
(72)**Name of Inventor :**
1)BISHOP Robert P.

(57) Abstract :
A method and apparatus for measuring the topography of the corneal and scleral regions of the eye. The measurements provide surface contours that are useful in the manufacture of scleral contact lenses.

No. of Pages : 56 No. of Claims : 14

(12) PATENT APPLICATION PUBLICATION
(19) INDIA
(22) Date of filing of Application :08/05/2014
(21) Application No.3485/CHENP/2014 A
(43) Publication Date : 03/07/2015

(54) Title of the invention : RETROREFLECTIVE SHEETING HAVING A HALFTONE PRINTED FRONT SURFACE

(51) International classification :G02B5/124,G02B5/128,G09F13/16
(31) Priority Document No :61/548777
(32) Priority Date :19/10/2011
(33) Name of priority country :U.S.A.
(86) International Application No :PCT/US2012/060961
Filing Date :19/10/2012
(87) International Publication No :WO 2013/070413
(61) Patent of Addition to Application Number :NA
Filing Date :NA
(62) Divisional to Application Number :NA
Filing Date :NA

(71)**Name of Applicant :**
1)AVERY DENNISON CORPORATION
Address of Applicant :150 N. Orange Grove Blvd. Pasadena CA 91103 U.S.A.
(72)**Name of Inventor :**
1)AGASHE Nikhil

(57) Abstract :
A printed retroreflective film has a planar surface on a front side and a plurality of retroreflective elements on a back side. A halftone printed ink layer is deposited on the planar surface formed from uniformly spaced discrete dots of deposited ink. The areas between the dots provide light transmissive openings that receive incident light and transmit retroreflected light. The aggregate area of the dots forming the half tone pattern preferably covers between about 60% and 90% of the area of the half tone pattern. The use of such a halftone pattern of ink increases the reflectivity of the printed retroreflective sheeting by reducing the amount of light absorbed by the ink and by reducing the amount of light scattered by the layer of ink. The use of such a halftone pattern of ink further obviates the need for an anti light scattering topcoat or film over the front surface of the retroreflective sheet.

No. of Pages : 28 No. of Claims : 15

(12) PATENT APPLICATION PUBLICATION
(21) Application No.6082/CHE/2013 A
(19) INDIA
(22) Date of filing of Application :26/12/2013
(43) Publication Date : 03/07/2015

(54) Title of the invention : SYSTEM AND METHOD FOR CONTROLLING WIND TURBINES IN WIND FARMS

(51) International classification :f03d
(31) Priority Document No :NA
(32) Priority Date :NA
(33) Name of priority country :NA
(86) International Application No :NA
Filing Date :NA
(87) International Publication No : NA
(61) Patent of Addition to Application Number :NA
Filing Date :NA
(62) Divisional to Application Number :NA
Filing Date :NA

(71)**Name of Applicant :**
1)GENERAL ELECTRIC COMPANY
Address of Applicant :1 RIVER ROAD, SCHENECTADY, NEW YORK 12345 U.S.A.
(72)**Name of Inventor :**
1)SAGI, DEEPAK RAJ
2)CARDINAL, MARK EDWARD
3)SAHA, AVIJIT
4)BURRA, RAJNI KANT
5)GANIREDDY, GOVARDHAN

(57) Abstract :
A method for controlling a wind farm including a plurality of wind turbines is provided. The method includes computing an error between a farm-level base point power and a measured wind farm power, generating an aggregated farm-level active power set point for the wind farm based on the error and a frequency response set point, generating aggregated turbine-level active power set points based on the aggregated farm-level active power set point, transmitting the aggregated turbine-level active power set points, determining aero power set points and storage power set points for the respective wind turbines and energy storage elements of the respective wind turbines from the aggregated turbine-level active power set points, and controlling the plurality of wind turbines for delivering aero power based on the respective aero power set points and -controlling the energy storage elements to provide storage power based on the respective storage power set points.

No. of Pages : 24 No. of Claims : 19

(12) PATENT APPLICATION PUBLICATION
(19) INDIA
(22) Date of filing of Application :21/05/2014
(21) Application No.3837/CHENP/2014 A
(43) Publication Date : 03/07/2015

(54) Title of the invention : CODING PICTURE ORDER COUNT VALUES IDENTIFYING LONG TERM REFERENCE FRAMES

(51) International classification :H04N7/26
(31) Priority Document No :61/566359
(32) Priority Date :02/12/2011
(33) Name of priority country :U.S.A.
(86) International Application No :PCT/US2012/067362
Filing Date :30/11/2012
(87) International Publication No :WO 2013/082471
(61) Patent of Addition to Application Number :NA
Filing Date :NA
(62) Divisional to Application Number :NA
Filing Date :NA

(71)**Name of Applicant :**
1)QUALCOMM INCORPORATED
Address of Applicant :ATTN: International IP Administration 5775 Morehouse Drive San Diego California 92121 1714 U.S.A.
(72)**Name of Inventor :**
1)WANG Ye Kui
2)RAMASUBRAMONIAN Adarsh Krishnan
3)CHEN Ying

(57) Abstract :
In general techniques are described for coding picture order count values identying long term reference pictures. A video decoding device comprising a processor may perform the techniques. The processor may determine least significant bits (LSBs) of a picture order count (POC) value that identifies a long term reference picture (LTRP). The LSBs do not uniquely identify the POC value with respect to the LSBs of any other POC value identifying any other picture in a decoded picture buffer (DPB). The processor may determine most significant bits (MSBs) of the POC value. The MSBs combined with the LSBs is sufficient to distinguish the POC value from any other POC value that identifies any other picture in the DPB. The processor may retrieve the LTRP from the decoded picture buffer based on the LSBs and MSBs of the POC value and decode a current picture of the video data using the retrieved LTRP.

No. of Pages : 110 No. of Claims : 78

(12) PATENT APPLICATION PUBLICATION
(19) INDIA
(22) Date of filing of Application :26/05/2014
(21) Application No.3942/CHENP/2014 A
(43) Publication Date : 03/07/2015

(54) Title of the invention : COATED PISTON AND A METHOD OF MAKING A COATED PISTON

(51) International classification :F02F3/14,F02F3/12,F02B23/06
(31) Priority Document No :61/553529
(32) Priority Date :31/10/2011
(33) Name of priority country :U.S.A.
(86) International Application No :PCT/US2012/062667
Filing Date :31/10/2012
(87) International Publication No :WO 2013/066924
(61) Patent of Addition to Application Number :NA
Filing Date :NA
(62) Divisional to Application Number :NA
Filing Date :NA

(71)**Name of Applicant :**
1)FEDERAL MOGUL CORPORATION
Address of Applicant :26555 Northwestern Highway Southfield MI 48033 U.S.A.
(72)**Name of Inventor :**
1)LINETON Warran Boyd

(57) Abstract :
A piston for a diesel internal combustion engine including a crown portion at least partially formed of steel and having a combustion surface with a combustion bowl formed therein is provided. The combustion bowl presents a combustion bowl rim area and a coating including at least one of a noble metal and a refractory metal is applied to substantially only the combustion bowl rim area. The coating is preferably applied in the areas of the combustion bowl rim area that are in line with the sprays of diesel fuel when the piston is in a top dead center position during operation of the engine.

No. of Pages : 18 No. of Claims : 20

(12) PATENT APPLICATION PUBLICATION
(19) INDIA
(22) Date of filing of Application :26/05/2014
(21) Application No.3943/CHENP/2014 A
(43) Publication Date : 03/07/2015

(54) Title of the invention : SAFETY BRAKE WITH RESETTING MEANS

(51) International classification :B66B5/18
(31) Priority Document No :11191102.0
(32) Priority Date :29/11/2011
(33) Name of priority country :EPO
(86) International Application No :PCT/EP2012/071991
Filing Date :07/11/2012
(87) International Publication No :WO 2013/079288
(61) Patent of Addition to Application Number :NA
Filing Date :NA
(62) Divisional to Application Number :NA
Filing Date :NA

(71)**Name of Applicant :**
1)INVENTIO AG
Address of Applicant :Seestrasse 55 CH 6052 Hergiswil Switzerland
(72)**Name of Inventor :**
1)OSMANBASIC Faruk
2)GREMAUD Nicolas
3)GEISSHSLER Michael

(57) Abstract :
In this lift system a lift car (2) is arranged such that it can be moved along guide rails (6) and the lift car (2) is equipped with a brake system with preferably two safety brakes (20). The safety device is actuated via control devices (10 11) which can trigger the safety device on the basis of critical or non critical events. Furthermore the control devices contain a function for automatic resetting (A) of the safety brake (20) when an event which is evaluated as non critical is specified as reason for the triggering of the safety brake. The resetting of the safety brake (20) takes place by carrying out predefined resetting steps (R) of the lift car (2).

No. of Pages : 29 No. of Claims : 14

(12) PATENT APPLICATION PUBLICATION
(21) Application No.6090/CHE/2013 A
(19) INDIA
(22) Date of filing of Application :26/12/2013
(43) Publication Date : 03/07/2015

(54) Title of the invention : EFFICIENT AND COMPACT OIL COOLING SYSTEM FOR HIGH ALTITUDE STARTING AND OPERATION OF AERO ENGINE FOR HELICOPTER

(51) International classification	:F28D 7/00
(31) Priority Document No	:NA
(32) Priority Date	:NA
(33) Name of priority country	:NA
(86) International Application No	:NA
Filing Date	:NA
(87) International Publication No	: NA
(61) Patent of Addition to Application Number	:NA
Filing Date	:NA
(62) Divisional to Application Number	:NA
Filing Date	:NA

(71)**Name of Applicant :**
1)AERDC (AERO ENGINE RESEARCH & DESIGN CENTRE
Address of Applicant :AERDC, ENGINE DIVISION, C.V. RAMAN NAGAR POST, HAL, BANGALORE - 560 093 Karnataka India
(72)**Name of Inventor :**
1)K. LINGAMOORTHY

(57) Abstract :
This invention relates to efficient and compact oil cooling system for high altitude operation of Aero Engine intended for helicopter application. Thus in accordance with this invention the Oil Cooling System comprises of 1. Blower wheel 2. Blower Casing 3. Heat Exchanger. Oil Cooling System is of air-oil cooler type which basically maintains the oil temperature for proper supply and condition of oil to the engine thus ensures that highly efficient operation of the Lubrication of System. Very few engines are available in the market for high altitude and cold starting operation on the helicopter. Oil Cooling System designed is one of compact and light weight for helicopter application and also delivers consistency, durability and repeatability.

No. of Pages : 7 No. of Claims : 3

(12) PATENT APPLICATION PUBLICATION
(21) Application No.6091/CHE/2013 A
(19) INDIA
(22) Date of filing of Application :26/12/2013
(43) Publication Date : 03/07/2015

(54) Title of the invention : IMPROVED FILTER HOUSING ASSEMBLY FOR COLD STARTING AND HIGH ALTITUDE OPERATION OF AERO ENGINE FOR HELICOPTER

(51) International classification :b64c
(31) Priority Document No :NA
(32) Priority Date :NA
(33) Name of priority country :NA
(86) International Application No :NA
Filing Date :NA
(87) International Publication No : NA
(61) Patent of Addition to Application Number :NA
Filing Date :NA
(62) Divisional to Application Number :NA
Filing Date :NA

(71)**Name of Applicant :**
1)AERDC (AERO ENGINE RESEARCH & DESIGN CENTRE
Address of Applicant :AERDC, ENGINE DIVISION, C.V. RAMAN NAGAR POST, HAL, BANGALORE - 560 093 Karnataka India
(72)**Name of Inventor :**
1)SHIVAPRAKASH. H

(57) Abstract :
This invention relates to improved Fuel and Oil Filter housing assembly for cold starting and high altitude operation of Aero Engine for helicopter application. Thus in accordance with this invention the Filter housing assembly comprises of heat exchanger with in the assembly to heat the fuel during cold and altitude conditions. The pressure drop across the filter is measured through the transducer and signal is communicated to the pilot cockpit indicator for servicing during Turn round service.

No. of Pages : 7 No. of Claims : 3

(12) PATENT APPLICATION PUBLICATION
(19) INDIA
(22) Date of filing of Application :12/05/2014
(21) Application No.3555/CHENP/2014 A
(43) Publication Date : 03/07/2015

(54) Title of the invention : ANTIBODY FORMULATIONS AND METHODS

(51) International classification :A61K39/00,C07K16/00,C12P21/08
(31) Priority Document No :61/551406
(32) Priority Date :25/10/2011
(33) Name of priority country :U.S.A.
(86) International Application No :PCT/US2012/061950
Filing Date :25/10/2012
(87) International Publication No :WO 2013/063284
(61) Patent of Addition to Application Number :NA
Filing Date :NA
(62) Divisional to Application Number :NA
Filing Date :NA

(71)**Name of Applicant :**
1)ONCLAVE THERAPEUTICS LIMITED
Address of Applicant :Treasury Building Lower Grand Canal Street Dublin 2 Ireland
(72)**Name of Inventor :**
1)GARIDEL Patrick
2)HENDERSON Isaac Craig
3)KLEIN Pamela

(57) Abstract :
Antibody formulations and methods useful for prophylaxis or treatment of amyloidosis including AA amyloidosis and AL amyloidosis.

No. of Pages : 57 No. of Claims : 86

(12) PATENT APPLICATION PUBLICATION
(19) INDIA
(22) Date of filing of Application :12/05/2014
(21) Application No.3556/CHENP/2014 A
(43) Publication Date : 03/07/2015

(54) Title of the invention : BATTERY OPERATED WELDING AND / OR CUTTING DEVICE AND A COOLING PROFILE

(51) International classification :B23K9/10,B23K9/32,B23K37/00
(31) Priority Document No :20116165
(32) Priority Date :23/11/2011
(33) Name of priority country :Finland
(86) International Application No :PCT/FI2012/051161
Filing Date :23/11/2012
(87) International Publication No :WO 2013/076373
(61) Patent of Addition to Application Number :NA
Filing Date :NA
(62) Divisional to Application Number :NA
Filing Date :NA

(71)**Name of Applicant :**
1)KEMPPI OY
Address of Applicant :Hennalankatu 39 FI 15800 Lahti Finland
(72)**Name of Inventor :**
1)JOKINEN Petteri
2)TURUNEN Rauno
3)ALHONSALO Ilkka
4)KORHONEN Petri

(57) Abstract :
The object of the invention is a battery operated welding and/or cutting device (1) comprising a frame (2) and at least one battery cell (3) and which frame (2) comprises a cooling profile (4) having an outer surface (5) which is in direct contact with the air surrounding the device (1) and which cooling profile (4) is provided to accommodate at least one battery cell (3) such that the cooling profile (4) at least partly surrounds the battery cell (3) in order to conduct heat from the battery cell (3) to the cooling profile (4) and via the outer surface (5) of the cooling profile (4) away from the device. The object of the invention is also a cooling profile (4).

No. of Pages : 18 No. of Claims : 23

(12) PATENT APPLICATION PUBLICATION
(21) Application No.3652/CHE/2012 A
(19) INDIA
(22) Date of filing of Application :04/09/2012
(43) Publication Date : 03/07/2015

(54) Title of the invention : DETECTION OF UNDER-INFLATED TIRES

(51) International classification :B60C
(31) Priority Document No :NA
(32) Priority Date :NA
(33) Name of priority country :NA
(86) International Application No :NA
Filing Date :NA
(87) International Publication No : NA
(61) Patent of Addition to Application Number :NA
Filing Date :NA
(62) Divisional to Application Number :NA
Filing Date :NA

(71)**Name of Applicant :**
1)NISSAN MOTOR CO. LTD.
Address of Applicant :2 Takara-cho Kanagawa-ku Yokohama-shi Kanagawa 2210023 Japan
(72)**Name of Inventor :**
1)Velusamy Ashokkumar
2)Allam Anirudh

(57) Abstract :
Methods and systems of detecting under-inflated tires are described. An actual radius may be computed based on vehicle speed and wheel speed for each of the tires (104) of the vehicle (100). An actual pressure state from a low pressure state a normal pressure state and a high pressure state is assigned to the each of the tires (104) based on a comparison of the actual radius with a reference radius such that actual pressure states of the each of the tires (104) together correspond to an actual combination pattern. The actual combination pattern is compared with predefined combination patterns. The predefined combination patterns are indicative of a possible combination of pressure states of the each of the tires (104) of the vehicle (100) which are differentiated based on drive-axle tires and non-drive axle tires. Furthermore position of at least one under-inflated tire is identified based on the comparing.

No. of Pages : 41 No. of Claims : 24

(12) PATENT APPLICATION PUBLICATION
(19) INDIA
(22) Date of filing of Application :04/09/2012
(21) Application No.3653/CHE/2012 A
(43) Publication Date : 03/07/2015

(54) Title of the invention : DETECTION OF UNDER-INFLATED TIRES

(51) International classification :B60C
(31) Priority Document No :NA
(32) Priority Date :NA
(33) Name of priority country :NA
(86) International Application No :NA
Filing Date :NA
(87) International Publication No : NA
(61) Patent of Addition to Application Number :NA
Filing Date :NA
(62) Divisional to Application Number :NA
Filing Date :NA

(71)**Name of Applicant :**
1)NISSAN MOTOR CO. LTD.
Address of Applicant :2 Takara-cho Kanagawa-ku Yokohama-shi Kanagawa 2210023 Japan
(72)**Name of Inventor :**
1)Velusamy Ashokkumar
2)Allam Anirudh

(57) Abstract :
Methods and systems of detecting under-inflated tires in a four-wheeled vehicle are described. Actual radii of a non-drive axle is obtained is obtained based on vehicle speed and wheel speed of the non-drive axle tire of the vehicle (100) for a predefined time period. A prominent radius is determined based on one ore more radius ranges in which the actual radii are repeated most number of times during the predefined time period. The prominent radius is compared with the reference radius of the non-drive axle tire. Based on the comparison of the prominent radius it is identified whether all the tires (104) are under-inflated or all the tires (104) of the vehicle (100) are inflated to a predefined normal pressure.

No. of Pages : 41 No. of Claims : 13

(12) PATENT APPLICATION PUBLICATION
(19) INDIA
(22) Date of filing of Application :26/12/2013
(21) Application No.6108/CHE/2013 A
(43) Publication Date : 03/07/2015

(54) Title of the invention : PROCESS FOR THE PREPARATION OF HIGH DENSITY CARBON FOAMS

(51) International classification :C07D
(31) Priority Document No :NA
(32) Priority Date :NA
(33) Name of priority country :NA
(86) International Application No :NA
Filing Date :NA
(87) International Publication No : NA
(61) Patent of Addition to Application Number :NA
Filing Date :NA
(62) Divisional to Application Number :NA
Filing Date :NA

(71)**Name of Applicant :**
1)DEPARTMENT OF SPACE
Address of Applicant :ANTARIKSH BHAVAN, NEW BEL ROAD, BANGALORE 560 094 Karnataka India
(72)**Name of Inventor :**
1)K. PRABHAKARAN
2)R. NARASIMMAN

(57) Abstract :
The present invention relates to a process for the preparation of high density carbon foams comprising the steps of: mixing a sugar and a carbon powder to form a carbon-sugar mixture; heating said mixture to form carbon dispersed molten sugar; thermo-foaming said carbon dispersed molten sugar to organic foam; dehydrating said organic foam and carbonizing the organic foam to obtain said carbon foams. The invention also relates to Carbon foams obtained by the process of the present invention. The present invention provides an easy and efficient scale-up of the process for preparing carbon foams. The process comprises the steps in which finer particles dispersed in the molten sucrose do not settle due to the high viscosity of the molten sucrose which results in uniform and homogenous foam structure.

No. of Pages : 16 No. of Claims : 23

(12) PATENT APPLICATION PUBLICATION
(19) INDIA
(22) Date of filing of Application :21/05/2014
(21) Application No.3834/CHENP/2014 A
(43) Publication Date : 03/07/2015

(54) Title of the invention : HEALTH MONITORING SYSTEM FOR CALCULATING A TOTAL RISK SCORE

(51) International classification :G06F19/00
(31) Priority Document No :61/563934
(32) Priority Date :28/11/2011
(33) Name of priority country :U.S.A.
(86) International Application No :PCT/IB2012/056686
Filing Date :23/11/2012
(87) International Publication No :WO 2013/080109
(61) Patent of Addition to Application Number :NA
Filing Date :NA
(62) Divisional to Application Number :NA
Filing Date :NA

(71)**Name of Applicant :**
1)KONINKLIJKE PHILIPS N.V.
Address of Applicant :High Tech Campus 5 NL 5656 AE Eindhoven Netherlands
(72)**Name of Inventor :**
1)CHEUNG Amy Oi Mee
2)ATAKHORRAMI Maryam
3)CHIAU Choo Chiap
4)WALKER David Paul
5)NIJSEN Tamara Mathea Elisabeth
6)TSAO Rebecca

(57) Abstract :
Embodiments of the invention provide for a health monitoring system comprising an activity monitor. The health monitoring system further comprises a processor and a memory for storing machine readable instructions. The instructions cause the processor to derive activity counts from the activity data acquired by the activity monitor. The instructions further cause the processor to store the activity counts in the memory and are associated with a time. The instructions further cause the processor to calculate at least two statistical parameters from the activity counts wherein the at least two statistical parameters are descriptive of the activity counts as a function of time. The instructions further causes the processor to calculate a risk score for each of the at least two statistical parameters. The instructions further cause the processor to calculate a total risk score using the risk score for each of the at least two statistical parameters.

No. of Pages : 52 No. of Claims : 16

(12) PATENT APPLICATION PUBLICATION
(21) Application No.3835/CHENP/2014 A
(19) INDIA
(22) Date of filing of Application :21/05/2014
(43) Publication Date : 03/07/2015

(54) Title of the invention : VARIABLE CUTTING LENGTH HAIR CLIPPING SYSTEM

(51) International classification :B26B19/20
(31) Priority Document No :61/564118
(32) Priority Date :28/11/2011
(33) Name of priority country :U.S.A.
(86) International Application No :PCT/IB2012/056724
Filing Date :26/11/2012
(87) International Publication No :WO 2013/080114
(61) Patent of Addition to Application Number :NA
Filing Date :NA
(62) Divisional to Application Number :NA
Filing Date :NA

(71)**Name of Applicant :**
1)KONINKLIJKE PHILIPS N.V.
Address of Applicant :c/o High Tech Campus 5 NL 5656 AE Eindhoven Netherlands
(72)**Name of Inventor :**
1)UIT DE BULTEN Raymon Henk
2)WIJBRANDI Jelle Wouter
3)MOLENDIJK Harold

(57) Abstract :
The present invention relates to a hair clipping system with a hair clipping device (10) that comprises: a housing (16); a cutting assembly (18) which is arranged on one end (14) of said housing (16) and comprises a stationary blade (24) with a front edge (34) and a moveable blade (26) with a toothed edge (36) arranged parallel to said front edge (34) of the stationary blade (24) wherein the moveable blade (26) is displaceably mounted on a surface (28) of the stationary blade (24) and resiliently biased against said surface (28) of the stationary blade (24); a drive arrangement (30) for driving said moveable blade (26) in an oscillatory movement in a transverse direction (32) substantially parallel to the front edge (34) of the stationary blade (24); an adjustment unit (42) for adjusting the position of the moveable blade (26) with respect to the stationary blade (24) in a first adjustment direction (50) substantially perpendicular to said transverse direction (32); and with a comb attachment (12) with a plurality of comb teeth that can be releasably attached to the hair clipping device (10) on a side of the stationary blade (24) facing away from said surface (28) of said stationary blade (24) to create a defined gap between the comb teeth that are adapted to at least partly surround the cutting assembly (18) and the moveable blade (26); wherein the adjustment unit (42) is adapted for adjusting the position of the comb attachment (12) with respect to said cutting assembly (18) in a second adjustment direction (52) substantially perpendicular to said surface (28) of the stationary blade (24) if the comb attachment (12) is attached to the hair clipping device (10).

No. of Pages : 38 No. of Claims : 15

(12) PATENT APPLICATION PUBLICATION
(21) Application No.6122/CHE/2013 A
(19) INDIA
(22) Date of filing of Application :27/12/2013
(43) Publication Date : 03/07/2015

(54) Title of the invention : EXTRACT, TRANSFORM AND LOAD (ETL) SYSTEM AND METHOD •

(51) International classification :G06F
(31) Priority Document No :NA
(32) Priority Date :NA
(33) Name of priority country :NA
(86) International Application No :NA
Filing Date :NA
(87) International Publication No : NA
(61) Patent of Addition to Application Number :NA
Filing Date :NA
(62) Divisional to Application Number :NA
Filing Date :NA

(71)**Name of Applicant :**
1)Capillary Technologies International Pte Ltd
Address of Applicant :Capillary Technologies International Pte Ltd 1 Finlayson Green, #14-00 One Finlayson Green, Singapore 049246 Singapore
(72)**Name of Inventor :**
1)Krishna Kumar MEHRA
2)Prasun KUMAR
3)Pravanjan CHOUDHURY
4)Abhilash L L
5)Sudipta SAMANTA

(57) Abstract :
An ETL system for extracting transactional data from a plurality of source machines is provided. The ETL system includes a data query module configured to provide an interface to enable a data analyst to define an input query to extract transactional data. The transactional data is present on a plurality of source machines. The plurality of source machines form a multi-tenant system and each source machine is identified by a unique tenant identifier. The system also includes a query parsing module coupled to the data query module and configured to deconstruct the input query to create a tree structure. The tree structure comprises a plurality of distinct queries. The system further includes a data extraction module coupled to the query parsing module and configured to extract transactional data based on the plurality of distinct queries and copy the transactional data to a destination system wherein the transactional data comprises a plurality of data types.

No. of Pages : 27 No. of Claims : 23

(12) PATENT APPLICATION PUBLICATION
(19) INDIA
(22) Date of filing of Application :18/01/2013
(21) Application No.428/CHENP/2013 A
(43) Publication Date : 03/07/2015

(54) Title of the invention : ADAPTING FREQUENCY TRANSFORMS FOR INTRA BLOCKS CODING BASED ON SIZE AND INTRA MODE OR BASED ON EDGE DETECTION

(51) International classification :H04N7/26,H04N7/34,H04N7/50
(31) Priority Document No :61/363127
(32) Priority Date :09/07/2010
(33) Name of priority country :U.S.A.
(86) International Application No :PCT/US2011/043434
Filing Date :08/07/2011
(87) International Publication No:WO 2012/006574
(61) Patent of Addition to Application Number :NA
Filing Date :NA
(62) Divisional to Application Number :NA
Filing Date :NA

(71)**Name of Applicant :**
1)QUALCOMM INCORPORATED
Address of Applicant :5775 Morehouse Drive San Diego CA 92121 U.S.A.
(72)**Name of Inventor :**
1)KARCZEWICZ Marta
2)COBAN Muhammed Zeyd
3)CHEN Peisong
4)CHUANG Hsiao Chiang
5)JOSHI Rajan Laxman

(57) Abstract :
In a first example the apparatus is configured to select an intra prediction mode determine whether the block includes a sub block of a size for which multiple transforms are possible based on the size of the sub block and the selected intra prediction mode select one of the multiple possible transforms to transform the sub block and provide an indication of the selected transform. In a second example the apparatus is configured to determine that a block to be intra prediction encoded contains an edge within the block select an edge based intra prediction mode transform the residual block using a directional transform mapped from a directional intra prediction mode having an angle that approximates an angle of the edge and output information indicating that the block was predicted using a DC intra prediction mode.

No. of Pages : 107 No. of Claims : 57

(12) PATENT APPLICATION PUBLICATION
(21) Application No.6132/CHE/2013 A
(19) INDIA
(22) Date of filing of Application :27/12/2013
(43) Publication Date : 03/07/2015

(54) Title of the invention : CORROSION INHIBITING COMPOSITIONS INCLUDING BIS-IMIDAZOLINE COMPOUNDS DERIVED FROM ENRICHED LINEAR TETRAMINES

(51) International classification :C07D
(31) Priority Document No :NA
(32) Priority Date :NA
(33) Name of priority country :NA
(86) International Application No :NA
Filing Date :NA
(87) International Publication No : NA
(61) Patent of Addition to Application Number :NA
Filing Date :NA
(62) Divisional to Application Number :NA
Filing Date :NA

(71)**Name of Applicant :**
1)DOW GLOBAL TECHNOLOGIES LLC
Address of Applicant :2040 DEW CENTER, MIDLAND, MICHIGAN 48674 U.S.A.
(72)**Name of Inventor :**
1)RITESH GULABANI
2)STEPHEN W. KING
3)PRASHANT TATAKE

(57) Abstract :
The present invention provides corrosion inhibiting compositions that incorporate at least one bis-imidazoline compound. In the practice of the present invention, a tetramine admixture enriched with respect to linear tetramine is used to prepare the bis-irnidazoline compound. Enriched means at least 70 weight percent and up to 100% of the tetramine species included in the admixture includes a linear tetramine such as L-TETA.

No. of Pages : 37 No. of Claims : 15

(12) PATENT APPLICATION PUBLICATION
(19) INDIA
(22) Date of filing of Application :27/12/2013
(21) Application No.6133/CHE/2013 A
(43) Publication Date : 03/07/2015

(54) Title of the invention : BIS-IMIDAZOLINE COMPOUNDS AS CORROSION INHIBITORS AND PREPARATION THEREOF

(51) International classification :C23F
(31) Priority Document No :NA
(32) Priority Date :NA
(33) Name of priority country :NA
(86) International Application No :NA
Filing Date :NA
(87) International Publication No : NA
(61) Patent of Addition to Application Number :NA
Filing Date :NA
(62) Divisional to Application Number :NA
Filing Date :NA

(71)**Name of Applicant :**
1)DOW GLOBAL TECHNOLOGIES LLC
Address of Applicant :2040 DOW CENTER, MIDLAND, MICHIGAN 48674 U.S.A.
(72)**Name of Inventor :**
1)RITESH GULABANI
2)STEPHEN W. KING
3)DEEPAK DICHOLKAR
4)SUNG-YU KU

(57) Abstract :
The disclosure provides compositions and methods for inhibiting corrosion of a copper surface using a bis-imidazoline compound having an aromatic group, such as an aryl bis-imidazoline. The bis-imidazoline corrosion inhibitor can provide one or more advantage in use such as synergistic performance in aqueous and acidic media at low active dosages, resistance to decomposition or degradation in the presence of harsh reagents, ease of dispersion in an aqueous system, and improved thermal stability over conventional triazole based inhibitors. The disclosure also provides methods for the synthesis of bis-imidazoline compounds.

No. of Pages : 31 No. of Claims : 15

(12) PATENT APPLICATION PUBLICATION
(21) Application No.6134/CHE/2013 A
(19) INDIA
(22) Date of filing of Application :27/12/2013
(43) Publication Date : 03/07/2015

(54) Title of the invention : TEXTILE TREATMENT COMPOSITIONS INCLUDING BIS-IMIDAZOLINE COMPOUNDS DERIVED FROM ENRICHED LINEAR TETRAMINES USEFUL TO IMPROVE MOISTURE MANAGEMENT AND PROVIDE ANTIMICROBIAL PROTECTION

(51) International classification :D06m
(31) Priority Document No :NA
(32) Priority Date :NA
(33) Name of priority country :NA
(86) International Application No :NA
Filing Date :NA
(87) International Publication No : NA
(61) Patent of Addition to Application Number :NA
Filing Date :NA
(62) Divisional to Application Number :NA
Filing Date :NA

(71)**Name of Applicant :**
1)DOW GLOBAL TECHNOLOGIES LLC
Address of Applicant :2040 DOW CENTER, MIDLAND, MICHIGAN 48674 U.S.A.
(72)**Name of Inventor :**
1)SANDEEP NIKAM
2)RITESH GULABANI
3)YOGARAJ NABAR
4)PRASHANT TATAKE

(57) Abstract :
The present invention provides strategies to improve the moisture management properties of textiles while retaining high comfort levels. The treatments also help to protect textiles against microbial growth. The treatment strategies of the present invention are based at least in part on the use of cationic bis-imidazoline(s) and their salts. Quaternized bis-imidazoline cations and their salts are particularly preferred.

No. of Pages : 45 No. of Claims : 15

(12) PATENT APPLICATION PUBLICATION
(19) INDIA
(22) Date of filing of Application :28/01/2013
(21) Application No.692/CHENP/2013 A
(43) Publication Date : 03/07/2015

(54) Title of the invention : COORDINATING DATA CALLS ON A MOBILE DEVICE WITH MULTIPLE MODEMS

(51) International classification :H04W76/04,H04W68/00,H04W76/02
(31) Priority Document No :61/369578
(32) Priority Date :30/07/2010
(33) Name of priority country :U.S.A.
(86) International Application No :PCT/US2011/042538
Filing Date :30/06/2011
(87) International Publication No :WO 2012/015559
(61) Patent of Addition to Application Number :NA
Filing Date :NA
(62) Divisional to Application Number :NA
Filing Date :NA

(71)**Name of Applicant :**
1)QUALCOMM INCORPORATED
Address of Applicant :5775 Morehouse Drive San Diego CA 92121 1714 U.S.A.
(72)**Name of Inventor :**
1)ZHAO Suli
2)PAYYAPPILLY Ajith T.
3)KUMAR Vaibhav

(57) Abstract :
A method for inter modem coordination is described. A first data connection to a network in a first network coverage area using a first air interface provided by a first modem is established. The method also includes detecting a second network coverage area with a second air interface provided by a second modem. A data call state of the second modem is determined by the first modem. The first data connection to the network by the first modem is terminated when the data call state of the second modem is no data call. A data call state of the first modem is determined by the second modem. A second data connection to the network using the second air interface provided by the second modem is initiated when the data call state of the first modem is no data call.

No. of Pages : 70 No. of Claims : 40

(12) PATENT APPLICATION PUBLICATION
(21) Application No.3667/CHENP/2014 A
(19) INDIA
(22) Date of filing of Application :15/05/2014
(43) Publication Date : 03/07/2015

(54) Title of the invention : ASSEMBLY FOR AN INHALATION DEVICE USE OF AN ORGANIZING MEMBER AND INHALATION DEVICE

(51) International classification :A61M15/00
(31) Priority Document No :11191386.9
(32) Priority Date :30/11/2011
(33) Name of priority country :EPO
(86) International Application No :PCT/EP2012/072626
Filing Date :14/11/2012
(87) International Publication No :WO 2013/079326
(61) Patent of Addition to Application Number :NA
Filing Date :NA
(62) Divisional to Application Number :NA
Filing Date :NA

(71)**Name of Applicant :**
1)SANOFI SA
Address of Applicant :3 route de Montfleury CH 1214 Vernier Switzerland
(72)**Name of Inventor :**
1)MAYER Stefan

(57) Abstract :
An assembly for the inhalation of a powdery substance (2) is described wherein the assembly comprises a storage chamber (15) configured to hold a plurality of doses of the substance (2) and an organizing member (30) rotatably arranged within the storage chamber (15) for agitating the substance (2) when the organizing member (30) is rotated with respect to the storage chamber (15). The organizing member (30) comprises a main body (95) and a cut out (29) wherein the main body (95) comprises a solid section of the organizing member (30) and wherein the angular dimension of the cut out (29) is smaller than the angular dimension of the main body (95). Furthermore the use of an organizing member (30) for agitating a substance (2) is provided. Furthermore an inhalation device (1) for the inhalation of a powdery substance (2) is described.

No. of Pages : 22 No. of Claims : 13

(12) PATENT APPLICATION PUBLICATION
(19) INDIA
(22) Date of filing of Application :22/01/2013
(21) Application No.518/CHENP/2013 A
(43) Publication Date : 03/07/2015

(54) Title of the invention : METHODS AND APPARATUS FOR INTERACTING WITH AN ELECTRONIC DEVICE APPLICATION BY MOVING AN OBJECT IN THE AIR OVER AN ELECTRONIC DEVICE DISPLAY

(51) International classification	:G06F3/023,G06F3/048,G06F21/00
(31) Priority Document No	:12/862066
(32) Priority Date	:24/08/2010
(33) Name of priority country	:U.S.A.
(86) International Application No	:PCT/US2011/048884
Filing Date	:24/08/2011
(87) International Publication No	:WO 2012/027422
(61) Patent of Addition to Application Number	:NA
Filing Date	:NA
(62) Divisional to Application Number	:NA
Filing Date	:NA

(71)**Name of Applicant :**
1)QUALCOMM INCORPORATED
Address of Applicant :Attn: International IP Administration 5775 Morehouse Drive San Diego California 92121 U.S.A.
(72)**Name of Inventor :**
1)FORUTANPOUR Babak
2)MOMEYER Brian

(57) Abstract :
In a first aspect a first method is provided of interacting with an electronic device. The first method includes the steps of (1) tracking the x y and z coordinates of an object moving above a display of the electronic device wherein a top surface of the display is substantially aligned with an xy plane; (2) generating an interrupt including the x y and z coordinates; and (3) employing the tracked z coordinates of the moving object by an application of the electronic device. Numerous other aspects are provided.

No. of Pages : 38 No. of Claims : 53

(12) PATENT APPLICATION PUBLICATION
(21) Application No.6146/CHE/2013 A
(19) INDIA
(22) Date of filing of Application :30/12/2013
(43) Publication Date : 03/07/2015

(54) Title of the invention : OPTO-ELECTRONIC BACKPLANE

(51) International classification :A47L
(31) Priority Document No :NA
(32) Priority Date :NA
(33) Name of priority country :NA
(86) International Application No :NA
Filing Date :NA
(87) International Publication No : NA
(61) Patent of Addition to Application Number :NA
Filing Date :NA
(62) Divisional to Application Number :NA
Filing Date :NA

(71)**Name of Applicant :**
1)TEJAS NETWORKS LIMITED
Address of Applicant :PLOT NO. 25, JP SOFTWARE PARK, ELECTRONIC CITY, PHASE 1, HOSUR ROAD, BANGALORE - 560 100 Karnataka India
(72)**Name of Inventor :**
1)GOPALKRISHNA NAYAK

(57) Abstract :
An opto-electronic connector includes an electrical interface mounted on a line-card, and an opto-electronic interface mounted on the lower surface of a backplane. The electrical interface includes a plurality of electrically conducting pins enclosed within a first housing, and the opto-electronic interface includes an electrical section enclosed within a second housing and a section that inter-converts between optical and electrical signals enclosed in a dust-proof third housing. Mounting of the opto-electronic interface on the lower surface of the backplane maximizes space utilization on the line-card. Dust-proof housing of the section that inter-converts between optical and electrical signals assures reliable functioning of optical components. The electrical interface and the opto-electronic interface are configured to mate and exchange signals and data with each other, and are slidably engaged and manually detachable from each other. The electrical section of the opto-electronic interface and the section that inter-converts between optical and electrical signals are also slidably engaged and manually detachable from each other.

No. of Pages : 17 No. of Claims : 10

(12) PATENT APPLICATION PUBLICATION
(19) INDIA
(22) Date of filing of Application :29/01/2013
(21) Application No.694/CHENP/2013 A
(43) Publication Date : 03/07/2015

(54) Title of the invention : LAST BRANCH RECORD INDICATORS FOR TRANSACTIONAL MEMORY

(51) International classification :G06F12/00
(31) Priority Document No :12/845554
(32) Priority Date :28/07/2010
(33) Name of priority country :U.S.A.
(86) International Application No :PCT/US2011/045797
Filing Date :28/07/2011
(87) International Publication No :WO 2012/016085
(61) Patent of Addition to Application Number :NA
Filing Date :NA
(62) Divisional to Application Number :NA
Filing Date :NA

(71)**Name of Applicant :**
1)INTEL CORPORATION
Address of Applicant :2200 Mission College Boulevard MS: RNB 4 150 Santa Clara CA 95052 U.S.A.
(72)**Name of Inventor :**
1)RAJWAR Ravi
2)KNAUTH Laura A.
3)LACHNER Peter
4)LAI Konrad K.

(57) Abstract :
In one embodiment a processor includes an execution unit and at least one last branch record (LBR) register to store address information of a branch taken during program execution. This register may further store a transaction indicator to indicate whether the branch was taken during a transactional memory (TM) transaction. This register may further store an abort indicator to indicate whether the branch was caused by a transaction abort. Other embodiments are described and claimed.

No. of Pages : 22 No. of Claims : 22

(12) PATENT APPLICATION PUBLICATION
(19) INDIA
(22) Date of filing of Application :15/05/2014
(21) Application No.3641/CHENP/2014 A
(43) Publication Date : 03/07/2015

(54) Title of the invention : CENTRIFUGAL FLUID MACHINE

(51) International classification :F04D29/24
(31) Priority Document No :2011251213
(32) Priority Date :17/11/2011
(33) Name of priority country :Japan
(86) International Application No :PCT/JP2012/079121
Filing Date :09/11/2012
(87) International Publication No :WO 2013/073469
(61) Patent of Addition to Application Number :NA
Filing Date :NA
(62) Divisional to Application Number :NA
Filing Date :NA

(71)**Name of Applicant :**
1)Hitachi Ltd.
Address of Applicant :6 6 Marunouchi 1 chome Chiyoda ku Tokyo 1008280 Japan
(72)**Name of Inventor :**
1)HIRADATE Kiyotaka
2)SHINKAWA Yasushi
3)JOKO Satoshi
4)ITO Toshio

(57) Abstract :
In order to make it possible to suppress the separation and slowdown of a flow in the vicinity of the front edge of a blade suction surface shroud of an impeller when the flow rate is reduced while reducing secondary flow loss within the impeller to thereby maintain the operating range of the impeller in a centrifugal fluid machine the shroud side is inclined further backward with respect to a rotation direction than the hub side at the back edge of an impeller blade when the impeller is viewed from a suction direction that is the upstream direction of a rotating shaft. Moreover in adjacent two impeller blades the shroud side of a blade located behind in the rotation direction of the impeller overlaps in the vicinity of the front edge of the blade with a blade located in front in the rotation direction.

No. of Pages : 57 No. of Claims : 8

(12) PATENT APPLICATION PUBLICATION
(19) INDIA
(22) Date of filing of Application :19/05/2014
(21) Application No.3751/CHENP/2014 A
(43) Publication Date : 03/07/2015

(54) Title of the invention : VALVE FOR METERING IN A FLOWING MEDIUM

(51) International classification	:F02M51/06,F02M61/08,F02M61/20
(31) Priority Document No	:10 2011 087 005.9
(32) Priority Date	:24/11/2011
(33) Name of priority country	:Germany
(86) International Application No	:PCT/EP2012/069565
Filing Date	:04/10/2012
(87) International Publication No	:WO 2013/075876
(61) Patent of Addition to Application Number	:NA
Filing Date	:NA
(62) Divisional to Application Number	:NA
Filing Date	:NA

(71)**Name of Applicant :**
1)ROBERT BOSCH GMBH
Address of Applicant :Postfach 30 02 20 70442 Stuttgart Germany
(72)**Name of Inventor :**
1)SEBASTIAN Thomas

(57) Abstract :
A valve for metering in a flowing medium in particular a fluid is specified which valve has a metering opening (11) which is arranged in the fluid flow and is enclosed by a valve seat (12) a valve needle (13) which controls the metering opening (11) with a closing head (131) which interacts with the valve seat (12) for closing and opening the metering opening (11) a piezoelectric actuator (14) which acts on the valve needle (13) for opening the metering opening (11) and a resilient restoring element (15) which acts on the valve needle (13) for closing the metering opening (11). In order to minimize the required stroke of the piezoelectric actuator (14) with a required stroke of the closing head (131) of the valve needle (13) the valve needle side point of action (18) of the restoring element (15) lies at or close to that end of the valve needle (13) which carries the closing head (131).

No. of Pages : 15 No. of Claims : 13

(12) PATENT APPLICATION PUBLICATION
(19) INDIA
(22) Date of filing of Application :19/05/2014
(21) Application No.3752/CHENP/2014 A
(43) Publication Date : 03/07/2015

(54) Title of the invention : COUPLING HAVING GASKET POCKET OF VARYING DEPTH

(51) International classification :F16L17/04
(31) Priority Document No :13/300861
(32) Priority Date :21/11/2011
(33) Name of priority country :U.S.A.
(86) International Application No :PCT/US2012/062148
Filing Date :26/10/2012
(87) International Publication No :WO 2013/077966
(61) Patent of Addition to Application Number :NA
Filing Date :NA
(62) Divisional to Application Number :NA
Filing Date :NA

(71)**Name of Applicant :**
1)VICTAULIC COMPANY
Address of Applicant :4901 Kesslersville Road Easton PA 18040 U.S.A.
(72)**Name of Inventor :**
1)BANCROFT Philip W.
2)CYGLER Frank J. III
3)DOLE Douglas R.

(57) Abstract :
A mechanical coupling for joining pipe elements has segments joined end to end each segment having a pocket of varying depth for receiving a ring gasket. The varying depth of the pocket is used to control the distortion of the ring gasket between a round shape and a non round shape when the segments are arranged in spaced apart relation around the ring gasket the spacing between the segments being sufficient to permit insertion of the pipe elements without disassembly of the coupling.

No. of Pages : 35 No. of Claims : 78

(12) PATENT APPLICATION PUBLICATION
(19) INDIA
(22) Date of filing of Application :19/05/2014
(21) Application No.3753/CHENP/2014 A
(43) Publication Date : 03/07/2015

(54) Title of the invention : DIRECT CURRENT BREAKER AND ELECTRICAL POWER SYSTEM COMPRISING SUCH DIRECT CURRENT BREAKER

(51) International classification :H01H33/59
(31) Priority Document No :NA
(32) Priority Date :NA
(33) Name of priority country :NA
(86) International Application No :PCT/EP2011/068644
Filing Date :25/10/2011
(87) International Publication No :WO 2013/060359
(61) Patent of Addition to Application Number :NA
Filing Date :NA
(62) Divisional to Application Number :NA
Filing Date :NA

(71)**Name of Applicant :**
1)ABB TECHNOLOGY AG
Address of Applicant :Affolternstrasse 44 CH 8050 Z¼rich Switzerland
(72)**Name of Inventor :**
1)SHENG Baoliang
2)BERGVALL Andreas
3)JACOBSON Bjrn
4)KLEE Peter

(57) Abstract :
The invention relates to a direct current breaker (10) for a high voltage direct current application. The direct current breaker (10) comprises: two high voltage electron tubes (11) arranged in an anti parallel connection and a control circuit (15) for receiving from a control system (13) infrared pulses comprising control information the control circuit (15) further comprising means for converting the infrared pulses into electrical control signals for controlling a switching status of the direct current breaker (10). The invention also relates to an electrical power system comprising such direct current breaker.

No. of Pages : 14 No. of Claims : 9

(12) PATENT APPLICATION PUBLICATION
(21) Application No.7914/CHENP/2013 A
(19) INDIA
(22) Date of filing of Application :30/09/2013
(43) Publication Date : 03/07/2015

(54) Title of the invention : OIL DETERIORATION SUPPRESSING DEVICE FOR INTERNAL COMBUSTION ENGINES

(51) International classification :F01M11/03
(31) Priority Document No :NA
(32) Priority Date :NA
(33) Name of priority country :NA
(86) International Application No :PCT/JP2011/001635
Filing Date :18/03/2011
(87) International Publication No :WO 2012/127518
(61) Patent of Addition to Application Number :NA
Filing Date :NA
(62) Divisional to Application Number :NA
Filing Date :NA

(71)**Name of Applicant :**
1)TOYOTA JIDOSHA KABUSHIKI KAISHA
Address of Applicant :1 Toyota cho Toyota shi Aichi 4718571 Japan
(72)**Name of Inventor :**
1)HARADA Kenichi
2)FUKUTOMI Ippei

(57) Abstract :
The present invention provides an oil deterioration suppressing device (40) for internal combustion engines which is provided with: an oil retainer part (18) in which oil is retained; a filtration part (46) and an adsorption part (44) which are disposed in an oil passage (30); and a supply device which supplies the oil held in the oil retainer part (18) to the upstream of the adsorption part (44) and the filtration part (46). The filtration part (46) is configured so as to remove an unnecessary product from the oil and the adsorption part (44) is arranged in the upstream of the filtration part (46) and configured so as to adsorb a predetermined acidic component in the oil. Since a predetermined acidic component in the oil can be removed from the oil by means of the adsorption part (44) this device (40) is capable of suppressing the generation of sludge at the filtration part (46) thereby adequately suppressing deterioration of the oil.

No. of Pages : 39 No. of Claims : 8

(12) PATENT APPLICATION PUBLICATION
(19) INDIA
(22) Date of filing of Application :02/05/2014
(21) Application No.3342/CHENP/2014 A
(43) Publication Date : 03/07/2015

(54) Title of the invention : HERBICIDE/SAFENER COMPOSITIONS CONTAINING N (TETRAZOL 5 YL) ARYL CARBOXYLIC ACID AMIDES AND N (TRIAZOL 5 YL) ARYL CARBOXYLIC ACID AMIDES

(51) International classification	:A01N43/653,A01N43/713,C07D249/14
(31) Priority Document No	:11187674.4
(32) Priority Date	:03/11/2011
(33) Name of priority country	:EPO
(86) International Application No	:PCT/EP2012/071380
Filing Date	:29/10/2012
(87) International Publication No	:WO 2013/064458
(61) Patent of Addition to Application Number	:NA
Filing Date	:NA
(62) Divisional to Application Number	:NA
Filing Date	:NA

(71)**Name of Applicant :**
1)BAYER INTELLECTUAL PROPERTY GMBH
Address of Applicant :Alfred Nobel Str. 10 40789 Monheim Germany
(72)**Name of Inventor :**
1)BRAUN Ralf
2)AHRENS Hartmut
3)VAN ALMSICK Andreas
4)D–RNER RIEPING Simon
5)K–HN Arnim
6)ROSINGER Christopher
7)GATZWEILER Elmar
8)HACKER Erwin

(57) Abstract :
The invention relates to herbicide/safener compositions that contain herbicidal active ingredients from the group of N (tetrazol 5 yl) aryl carboxylic acid amides and N (triazol 5 yl) aryl carboxylic acid amides and safeners. Said herbicide/safener compositions are especially suitable for use against pest plants in cultures of useful plants.

No. of Pages : 70 No. of Claims : 14

(12) PATENT APPLICATION PUBLICATION
(19) INDIA
(22) Date of filing of Application :23/01/2013
(21) Application No.536/CHENP/2013 A
(43) Publication Date : 03/07/2015

(54) Title of the invention : TRUNCATED L1 PROTEIN OF HUMAN PAPILLOMAVIRUS TYPE 52

(51) International classification :C07K14/025,C12N15/70,C12N1/21
(31) Priority Document No :201010216189.X
(32) Priority Date :02/07/2010
(33) Name of priority country :China
(86) International Application No :PCT/CN2011/076763
Filing Date :01/07/2011
(87) International Publication No :WO 2012/000454
(61) Patent of Addition to Application Number :NA
Filing Date :NA
(62) Divisional to Application Number :NA
Filing Date :NA

(71)**Name of Applicant :**
1)XIAMEN UNIVERSITY
Address of Applicant :No.422 Si Ming Nan Road Siming District Xiamen Fujian 361005 China
2)XIAMEN INNOVAX BIOTECH CO. LTD.
(72)**Name of Inventor :**
1)LI Shaowei
2)MO Xiaobing
3)WEI Minxi
4)PAN Huirong
5)ZHANG Jun
6)XIA Ningshao

(57) Abstract :
Provided is a truncated L1 protein of human papillomavirus (HPV) type 52 which compared to a wild type HPV52 L1 protein is truncated by 27 42 amino acids at the N terminal. Also provided are a coding sequence of the truncated HPV52 L1 protein a virus like particle (VLP) comprising the protein and a method of preparing the protein and the VLP using an Escherichia coli expression system. The truncated HPV52 L1 protein and an assembled VLP can be used to prevent an HPV52 infection and HPV52 infection induced diseases such as cervical cancer.

No. of Pages : 95 No. of Claims : 13

(12) PATENT APPLICATION PUBLICATION
(19) INDIA
(22) Date of filing of Application :24/01/2013
(21) Application No.592/CHENP/2013 A
(43) Publication Date : 03/07/2015

(54) Title of the invention : TRANSPORTATION AND STORAGE SYSTEM FOR WIND TURBINE BLADES

(51) International classification :F03D1/00,B65D88/12
(31) Priority Document No :10172602.4
(32) Priority Date :12/08/2010
(33) Name of priority country :EPO
(86) International Application No :PCT/EP2011/062525
Filing Date :21/07/2011
(87) International Publication No :WO 2012/019895
(61) Patent of Addition to Application Number :NA
Filing Date :NA
(62) Divisional to Application Number :NA
Filing Date :NA

(71)**Name of Applicant :**
1)LM Glasfiber A/S
Address of Applicant :Jupitervej 6 DK 6000 Kolding Denmark
(72)**Name of Inventor :**
1)FREDERIKSEN Henrik

(57) Abstract :
A transportation and storage system for a wind turbine rotor blade (1) comprises a tip end frame assembly comprising a tip end receptacle (12) and a tip end frame (11). The tip end receptacle (12) comprises an upwardly open tip end receiving space (22) for receiving a portion of the tip end of the blade and having a supporting surface (23) for supporting the blade a lower surface (20) allowing the tip end receptacle to rest upright on a substantially horizontal surface such as the ground and releasable retaining means (26) for releasably retaining the tip end of the blade in the receiving space (22) of the tip end receptacle (12). The tip end frame (11) comprises an upwardly open receptacle receiving space (50) for receiving the receptacle and provided with positioning means for positioning the receptacle (12) in the tip end frame. A base part (35) defines a bottom surface (36) allowing the tip end frame to rest upright on the ground.

No. of Pages : 33 No. of Claims : 15

(12) PATENT APPLICATION PUBLICATION
(19) INDIA
(22) Date of filing of Application :03/01/2013
(21) Application No.86/CHENP/2013 A
(43) Publication Date : 03/07/2015

(54) Title of the invention : VISION BASED QUALITY METRIC FOR THREE DIMENSIONAL VIDEO

(51) International classification :H04N13/00
(31) Priority Document No :61/364940
(32) Priority Date :16/07/2010
(33) Name of priority country :U.S.A.
(86) International Application No :PCT/US2011/044277
Filing Date :15/07/2011
(87) International Publication No :WO 2012/009695
(61) Patent of Addition to Application Number :NA
Filing Date :NA
(62) Divisional to Application Number :NA
Filing Date :NA

(71)**Name of Applicant :**
1)QUALCOMM Incorporated
Address of Applicant :Attn: International Ip Administration 5775 Morehouse Drive San Diego California 92121 1714 U.S.A.
(72)**Name of Inventor :**
1)MARTINEZ BAUZA Judit
2)SOLH Mashhour M.

(57) Abstract :
In general techniques are described for determining a vision based quality metric for three dimensional (3D) video. A device (12 14) comprising a 3D analysis unit (24 48) may implement these techniques to compute a 3D objective metric (36 60). The 3D analysis unit (24 48) estimates an ideal depth map (62 70) that would generate a distortion limited image view using DIBR based 3D video data (34) and then derives one or more distortion metrics (64 72) based on quantitative comparison of the ideal depth map (62 70) and a depth map (28 58) used in the generation of the DIBR based 3D video data (34). Based on the derived one or more distortion metrics (64 72) the 3D analysis unit (24 48) computes the objective metric (36 60) to quantify visual quality of DIBR based video data (34). The 3D objective metric (36 60) may be used to alter or otherwise adjust depth estimation and encoding/decoding parameters to correct for expected visual discomfort.

No. of Pages : 53 No. of Claims : 43

(12) PATENT APPLICATION PUBLICATION
(21) Application No.96/CHENP/2013 A
(19) INDIA
(22) Date of filing of Application :04/01/2013
(43) Publication Date : 03/07/2015

(54) Title of the invention : DEMODULATION REFERENCE SIGNALS (DM RS) FOR PHICH OR PDCCH BASED RETRANSMISSION IN LTE A WIRELESS COMMUNICATION

(51) International classification :H04W72/04,H04L1/18,H04L5/00
(31) Priority Document No :61/359749
(32) Priority Date :29/06/2010
(33) Name of priority country :U.S.A.
(86) International Application No :PCT/US2011/042400
Filing Date :29/06/2011
(87) International Publication No :WO 2012/003226
(61) Patent of Addition to Application Number :NA
Filing Date :NA
(62) Divisional to Application Number :NA
Filing Date :NA

(71)**Name of Applicant :**
1)QUALCOMM INCORPORATED
Address of Applicant :5775 Morehouse Drive San Diego California 92121 U.S.A.
(72)**Name of Inventor :**
1)LUO Xiliang
2)GAAL Peter
3)CHEN Wanshi
4)MONTOJO Juan

(57) Abstract :
Provided is a method for wireless communication which includes transmitting codewords according to an initial transmission rank receiving downlink transmissions indicating at least one of the codewords to be retransmitted constructing a demodulation reference signal (DM RS) to be sent with the at least one codeword to be retransmitted and retransmitting the at least one codeword with the DM RS according to a retransmission rank. The downlink transmissions may include one or more physical hybrid automatic retransmission request indicator channels and the DM RS may be constructed based at least in part on information in the downlink transmissions.

No. of Pages : 37 No. of Claims : 62

(12) PATENT APPLICATION PUBLICATION
(19) INDIA
(22) Date of filing of Application :06/05/2014
(21) Application No.3413/CHENP/2014 A
(43) Publication Date : 03/07/2015

(54) Title of the invention : AUDIO OBJECT ENCODING AND DECODING

(51) International classification :G10L19/008
(31) Priority Document No :61/554007
(32) Priority Date :01/11/2011
(33) Name of priority country :U.S.A.
(86) International Application No :PCT/IB2012/055964
Filing Date :29/10/2012
(87) International Publication No :WO 2013/064957
(61) Patent of Addition to Application Number :NA
Filing Date :NA
(62) Divisional to Application Number :NA
Filing Date :NA

(71)**Name of Applicant :**
1)KONINKLIJKE PHILIPS N.V.
Address of Applicant :High Tech Campus 5 NL 5656 AE Eindhoven Netherlands
(72)**Name of Inventor :**
1)KOPPENS Jeroen Gerardus Henricus
2)OOMEN Arnoldus Werner Johannes
3)VAN DE KERKHOF Leon Maria

(57) Abstract :
An audio object encoder comprises a receiver (701) which receives N audio objects. A downmixer (703) downmixes the N audio objects to M audio channels and a channel circuit (707) derives K audio channels from the M audio channels K= 1 2 and K<M. A parameter circuit (709) generates audio object upmix parameters for at least part of each of the N audio objects relative to the K audio channels and an output circuit (705 711) generates an output data stream comprising the audio object upmix parameters and the M audio channels. An audio object decoder receives the data stream and includes a channel circuit (805) deriving K audio channels from the M channel downmix; and an object decoder (807) for generating at least part of each of the N audio objects by upmixing the K audio channels based on the audio object upmix parameters. The invention may allow improved object encoding while maintaining backwards compatibility.

No. of Pages : 42 No. of Claims : 15

(12) PATENT APPLICATION PUBLICATION
(21) Application No.3607/CHENP/2014 A
(19) INDIA
(22) Date of filing of Application :13/05/2014
(43) Publication Date : 03/07/2015

(54) Title of the invention : METHOD SYSTEM AND RELATED DEVICE FOR GSM SECURITY

(51) International classification :H04W12/00
(31) Priority Document No :201110323667.1
(32) Priority Date :21/10/2011
(33) Name of priority country :China
(86) International Application No :PCT/CN2012/083283
Filing Date :22/10/2012
(87) International Publication No :WO 2013/056681
(61) Patent of Addition to Application Number :NA
Filing Date :NA
(62) Divisional to Application Number :NA
Filing Date :NA

(71)**Name of Applicant :**
1)HUAWEI TECHNOLOGIES CO. LTD.
Address of Applicant :Huawei Administration Building Bantian Longgang Shenzhen Guangdong 518129 China
(72)**Name of Inventor :**
1)BI Xiaoyu
2)CHEN Jing
3)XU Yixian

(57) Abstract :
A method system and related device for GSM security. The method is: a network side entity inferring an integrity key of a network side by utilizing a root cipher key of the network side generated during a one way authentication process with an MS and using the integrity key of the network side to protect a secure boot message where the secure boot message carries at least an integrity algorithm identity; and transmitting the protected secure boot message to the MS thereby allowing the MS to utilize an integrity key of the MS side and the integrity algorithm to protect information and to transmit same to the network side entity where the integrity key of the MS side is inferred by the MS side by utilizing a root cipher key of the MS side generated during the one way authentication process with the network side the root cipher key of the MS side is identical to the root cipher key of the network side while the integrity key of the MS side is identical to the integrity key of the network side. This enhances security for GSM systems and thus extends the application of some services including PWS in GSM systems.

No. of Pages : 43 No. of Claims : 56

(12) PATENT APPLICATION PUBLICATION
(19) INDIA
(22) Date of filing of Application :18/01/2013
(21) Application No.462/CHENP/2013 A
(43) Publication Date : 03/07/2015

(54) Title of the invention : METHOD OF ASSESSING RISK OF MULTIPLE BIRTHS IN INFERTILITY TREATMENTS

(51) International classification :G01N33/48,G06F19/00
(31) Priority Document No :61/363650
(32) Priority Date :13/07/2010
(33) Name of priority country :U.S.A.
(86) International Application No :PCT/US2011/043921
Filing Date :13/07/2011
(87) International Publication No :WO 2012/009483
(61) Patent of Addition to Application Number :NA
Filing Date :NA
(62) Divisional to Application Number :NA
Filing Date :NA

(71)**Name of Applicant :**
1)UNIVFY Inc.
Address of Applicant :685 Jay Street Los Altos California 94022 U.S.A.
(72)**Name of Inventor :**
1)YAO Mylene

(57) Abstract :
Provided is a multiple birth prognostic tool that is used to analyze data in order to predict a multiple birth event in a female human patient undergoing an infertility treatment. The MBP prognostic tool may also be used to enhance the accuracy of diagnostic or prognostic tests that predict embryo viability. The MBP prognostic tool of the present invention may be clinic specific or it may be modified to be used in a multi clinic approach.

No. of Pages : 24 No. of Claims : 31

(12) PATENT APPLICATION PUBLICATION
(19) INDIA
(22) Date of filing of Application :04/01/2013
(21) Application No.99/CHENP/2013 A
(43) Publication Date : 03/07/2015

(54) Title of the invention : REGULAR CATALYST FOR SYNTHESIZING OXALATE BY CARBON MONOXIDE GASEOUS PHASE COUPLING PREPARATION METHOD AND USE THEREOF

(51) International classification :B01J35/04,B01J23/89,C07C67/36
(31) Priority Document No :201010191579.6
(32) Priority Date :04/06/2010
(33) Name of priority country :China
(86) International Application No :PCT/CN2011/075018
Filing Date :31/05/2011
(87) International Publication No :WO 2011/150834
(61) Patent of Addition to Application Number :NA
Filing Date :NA
(62) Divisional to Application Number :NA
Filing Date :NA

(71)**Name of Applicant :**
1)TIANJIN UNIVERSITY
Address of Applicant :No.92Weijin Road Nankai District Tianjin 300072 China
(72)**Name of Inventor :**
1)MA Xinbin
2)ZHAO Yujun
3)WANG Baowei
4)WANG Shengping
5)LV Jing
6)LI Zhenghua

(57) Abstract :
Provided is a regular catalyst for synthesizing an oxalate by carbon monoxide (CO) gaseous phase coupling a preparation method and the use thereof. In the catalyst a ceramic honeycomb or a metal honeycomb is used as a skeletal carrier metal oxides are used as a carrier coating precious metals Pt Pd Ir and Rh are used as active ingredients as well as Fe Co and Ni are used as additives wherein the carrier coating accounts for 5 to 50 wt. % of the honeycomb carrier; the active ingredients of the catalyst account for 0.1 to 5 wt. % of the carrier coating; the additives of the catalyst account for 0.3 to 10 wt. % of the carrier coating; and the atomic ratio of the active ingredients to the additives is 0.1 to 3. The reaction for synthesizing the oxalate is carried out in a fixed bed reactor wherein N is used as a carrier gas the volume ratio of N: CO : nitrous acid ester is 20 80 : 5 60 : 10 40 and the retention time is 0.5 10s.

No. of Pages : 31 No. of Claims : 21

(12) PATENT APPLICATION PUBLICATION
(21) Application No.6115/CHE/2013 A
(19) INDIA
(22) Date of filing of Application :27/12/2013
(43) Publication Date : 03/07/2015

(54) Title of the invention : BRAKE ENERGY ADAPTATION

(51) International classification :A47L
(31) Priority Document No :NA
(32) Priority Date :NA
(33) Name of priority country :NA
(86) International Application No :NA
Filing Date :NA
(87) International Publication No : NA
(61) Patent of Addition to Application Number :NA
Filing Date :NA
(62) Divisional to Application Number :NA
Filing Date :NA

(71)**Name of Applicant :**
1)HARSHA. P
Address of Applicant :NO. 59/B, AVN GARDEN, VANAGARAM, CHENNAI, PIN - 600 095 Tamil Nadu India
(72)**Name of Inventor :**
1)HARSHA. P

(57) Abstract :
The present invention provides strategies to improve the moisture management properties of textiles while retaining high comfort levels. The treatments also help to protect textiles against microbial growth. The treatment strategies of the present invention are based at least in part on the use of cationic bis-imidazoline(s) and their salts. Quaternized bis-imidazoline cations and their salts are particularly preferred.

No. of Pages : 8 No. of Claims : 7

(12) PATENT APPLICATION PUBLICATION
(19) INDIA
(22) Date of filing of Application :05/12/2013
(21) Application No.9704/CHENP/2013 A
(43) Publication Date : 03/07/2015

(54) Title of the invention : AMORPHOUS MIRABEGRON AND PROCESSES FOR CRYSTAL FORMS OF MIRABEGRON

(51) International classification :C07D277/40,A61K31/426,A61P13/10
(31) Priority Document No :1678/CHE/2011
(32) Priority Date :18/05/2011
(33) Name of priority country :India
(86) International Application No :PCT/IN2012/000356
Filing Date :17/05/2012
(87) International Publication No :WO 2012/156998
(61) Patent of Addition to Application Number :NA
Filing Date :NA
(62) Divisional to Application Number :NA
Filing Date :NA

(71)**Name of Applicant :**
1)DR. REDDYS LABORATORIES LIMITED
Address of Applicant :8 2 337 Road No. 3 Banjara Hills Andhara Pradesh Hyderabad 500 034 Tamil Nadu India
(72)**Name of Inventor :**
1)PEDDY Vishweshwar
2)BOGE Rajesham

(57) Abstract :
Aspects of the present invention relate to amorphous form of mirabegron amorphous solid dispersion of mirabegron process for its preparation processes for preparation of a form crystal and form crystal of mirabegron and pharmaceutical composition thereof.

No. of Pages : 38 No. of Claims : 15

(12) PATENT APPLICATION PUBLICATION
(21) Application No.6147/CHE/2013 A
(19) INDIA
(22) Date of filing of Application :30/12/2013
(43) Publication Date : 03/07/2015

(54) Title of the invention : METHOD AND SYSTEM FOR CONTROLLING REFRACTIVE PROPERTY OF A SMART GLASS THROUGH A DISPLAY DEVICE

(51) International classification :b23q
(31) Priority Document No :NA
(32) Priority Date :NA
(33) Name of priority country :NA
(86) International Application No :NA
Filing Date :NA
(87) International Publication No : NA
(61) Patent of Addition to Application Number :NA
Filing Date :NA
(62) Divisional to Application Number :NA
Filing Date :NA

(71)**Name of Applicant :**
1)SAMSUNG ELECTRONICS CO., LTD.
Address of Applicant :416 MAETAN-DONG, YEONGTONG-GU, SUWON-SI, GYEONGGI-DO 442-742 Republic of Korea
(72)**Name of Inventor :**
1)ROHIT KANTI DAS
2)SHILPA CHAUDHARY

(57) Abstract :
A method and system for controlling refractive property of a smart glass includes storing user profiles of a plurality of users in a display device. A user profile includes identifying a user wearing the smart glass. Further, the method includes communicating eye prescription details of the user to the smart glass. The eye prescription details are stored in a user profile. Furthermore, the method includes controlling refractive property of the smart glass based on the eye prescription details.

No. of Pages : 39 No. of Claims : 12

(12) PATENT APPLICATION PUBLICATION
(19) INDIA
(22) Date of filing of Application :30/12/2013
(21) Application No.6148/CHE/2013 A
(43) Publication Date : 03/07/2015

(54) Title of the invention : METHOD AND SYSTEM FOR RENDERING A WEB PAGE FREE OF INAPPROPRIATE URLS

(51) International classification :GO6C
(31) Priority Document No :NA
(32) Priority Date :NA
(33) Name of priority country :NA
(86) International Application No :NA
Filing Date :NA
(87) International Publication No : NA
(61) Patent of Addition to Application Number :NA
Filing Date :NA
(62) Divisional to Application Number :NA
Filing Date :NA

(71)**Name of Applicant :**
1)SAMSUNG ELECTRONICS CO., LTD.
Address of Applicant :416 MAETAN-DONG, YEONGTON-GU, SUWON-SI, GYEONGGI-DO 442-742 Republic of Korea
(72)**Name of Inventor :**
1)DALVINDER SINGH
2)VINOD KUMAR MISHRA

(57) Abstract :
A method and a system for rendering a web page free of inappropriate URLs include parsing a web page to identify a plurality of Universal Resource Locators (URLs) within the web page. Further, the method includes preloading the plurality of URLs identified and detecting the URLs having inappropriate content. Furthermore, the method includes rendering a web page free of the inappropriate URLs.

No. of Pages : 32 No. of Claims : 10

(12) PATENT APPLICATION PUBLICATION
(21) Application No.6149/CHE/2013 A
(19) INDIA
(22) Date of filing of Application :30/12/2013
(43) Publication Date : 03/07/2015

(54) Title of the invention : METHOD AND SYSTEM OF AUTHENTICATING A NETWORK DEVICE IN A LOCATION BASED VERFIICATION FRAMEWORK

(51) International classification :h04l
(31) Priority Document No :NA
(32) Priority Date :NA
(33) Name of priority country :NA
(86) International Application No :NA
Filing Date :NA
(87) International Publication No : NA
(61) Patent of Addition to Application Number :NA
Filing Date :NA
(62) Divisional to Application Number :NA
Filing Date :NA

(71)**Name of Applicant :**
1)SAMSUNG ELECTRONICS CO., LTD.
Address of Applicant :416 MAETAN-DONG, YEONGTONG-GU, SUWON-SI, GYEONGGI-DO 442-742 Republic of Korea
(72)**Name of Inventor :**
1)PRADHEEP KUMAR SINGARAVELU

(57) Abstract :
A method and system of authenticating a network device includes providing identification information of a first network device to a second network device and a third network device. The identification information includes location information of the first network device and a timestamp. The method includes verifying the location information of the first network device by a hyberbolic verification scheme. The verification is performed by the second network device and the third network device. The method includes authenticating the first network device based on the verification.

No. of Pages : 68 No. of Claims : 15

(12) PATENT APPLICATION PUBLICATION
(19) INDIA
(22) Date of filing of Application :30/01/2013
(21) Application No.729/CHENP/2013 A
(43) Publication Date : 03/07/2015

(54) Title of the invention : A METHOD OF MANUFACTURING AN ELONGATED COMPOSITE STRUCTURE

(51) International classification :B29C70/48,B29D99/00
(31) Priority Document No :10172792.3
(32) Priority Date :13/08/2010
(33) Name of priority country :EPO
(86) International Application No :PCT/EP2011/062474
Filing Date :20/07/2011
(87) International Publication No :WO 2012/019888
(61) Patent of Addition to Application Number :NA
Filing Date :NA
(62) Divisional to Application Number :NA
Filing Date :NA

(71)**Name of Applicant :**
1)LM GLASFIBER A/S
Address of Applicant :Jupitervej 6 DK 6000 Kolding Denmark
(72)**Name of Inventor :**
1)FREDSKILD Martin
2)MORTENSEN Bjarne Krab
3)DAHL Martin

(57) Abstract :
A method of manufacturing an elongated composite structure having two separate longitudinal composite structure sections where said method comprises the following steps: providing a rigid mould part (13) having a first forming surface (14) with a contour defining an outer surface of the elongated composite structure arranging a first fibre lay up (15) in a first longitudinal section (16) of the first mould part (13) arranging a first flexible foil (18) over a first crosswise edge area (17) of the first fibre lay up (15) arranging a second fibre lay up (20) in a second longitudinal section (21) of the mould part (13) so as to overlap the crosswise edge area (17) of the first lay up 15 and thereby the first flexible foil (18) in an overlap area (22) forming an interface between the fibre lay ups (15 20) providing polymer to the fibre lay ups (15 20) and allowing the polymer to cure.

No. of Pages : 39 No. of Claims : 15

(12) PATENT APPLICATION PUBLICATION
(19) INDIA
(22) Date of filing of Application :19/05/2014
(21) Application No.3755/CHENP/2014 A
(43) Publication Date : 03/07/2015

(54) Title of the invention : IMPROVED INSECTICIDAL PAINTS

(51) International classification :A01N25/10,A01N53/00,A01N57/16
(31) Priority Document No :PCT/CN2011/081561
(32) Priority Date :31/10/2011
(33) Name of priority country :China
(86) International Application No :PCT/EP2012/071325
Filing Date :29/10/2012
(87) International Publication No :WO 2013/064441
(61) Patent of Addition to Application Number :NA
Filing Date :NA
(62) Divisional to Application Number :NA
Filing Date :NA

(71)**Name of Applicant :**
1)AKZO NOBEL COATINGS INTERNATIONAL B.V.
Address of Applicant :Velperweg 76 NL 6824 BM Arnhem Netherlands
(72)**Name of Inventor :**
1)HORLEY Sue
2)MCLOUGHLIN Daragh
3)KANG Kai
4)WANG Linling

(57) Abstract :
An aqueous insecticidal architectural coating composition comprising i. a polymer binder comprising emulsion polymer particles having a Tg above ambient temperature ii. an effective amount of coalescing solvent for the polymer particles iii. an effective amount of volatile insecticide wherein the insecticide has a vapour pressure measured at 25°C of at least 0.1mPa and is located in the polymer particles.

No. of Pages : 14 No. of Claims : 14

(12) PATENT APPLICATION PUBLICATION
(21) Application No.3976/CHENP/2014 A
(19) INDIA
(22) Date of filing of Application :27/05/2014
(43) Publication Date : 03/07/2015

(54) Title of the invention : PHTHALAMIDE DERIVATIVE PESTICIDE FOR AGRICULTURAL AND HORTICULTURAL APPLICATIONS WHICH COMPRISES SAID DERIVATIVE AND METHOD OF UTILIZING SAID PESTICIDE

(51) International classification	:C07D209/10,A01N43/38,A01N43/52
(31) Priority Document No	:2011241161
(32) Priority Date	:02/11/2011
(33) Name of priority country	:Japan
(86) International Application No	:PCT/JP2012/078143
Filing Date	:31/10/2012
(87) International Publication No	:WO 2013/065725
(61) Patent of Addition to Application Number	:NA
Filing Date	:NA
(62) Divisional to Application Number	:NA
Filing Date	:NA

(71)**Name of Applicant :**
1)NIHON NOHYAKU CO. LTD.
Address of Applicant :19 8 Kyobashi 1 chome Chuo ku Tokyo 1048386 Japan
(72)**Name of Inventor :**
1)MATSUZAKI Yoshihiro
2)NAKAO Hayami
3)YASUKOCHI Eiji
4)GOSHO Yoshinori
5)TOHNISHI Masanori
6)SUWA Akiyuki
7)INUKAI Kayo
8)NAKANO Motofumi
9)FUJIOKA Shinsuke
10)MIHARA Jun

(57) Abstract :
The present invention relates to a phthalamide derivative represented by general formula (I) or a salt thereof. [In the formula X represents a halogen atom or the like; X represents a halogen atom or the like; m represents 0 1 2 or 3; Y and Y independently represent a hydrogen atom a halogen atom an alkyl group or the like; n represents 0 1 or 2; Z Z and Z may be the same as or different from one another and independently represent a nitrogen atom CH C Y or C A Q (wherein at least one of Z Z and Z represents C A Q); A represents a linear or branched (C C)alkylene group; Q represents a specific condensed heterocyclic group containing a nitrogen atom; R represents a (C C)alkylthio (C C)alkyl group or the like; and R and R independently represent a hydrogen atom or the like.

No. of Pages : 306 No. of Claims : 9

(12) PATENT APPLICATION PUBLICATION
(19) INDIA
(22) Date of filing of Application :17/11/2012
(21) Application No.4800/CHE/2012 A
(43) Publication Date : 03/07/2015

(54) Title of the invention : GEAR NUMBER DISPLAY ON AUDIO PLAYER LCD FOR MANUAL TRANSMISSION VEHICLES

(51) International classification :G01C
(31) Priority Document No :NA
(32) Priority Date :NA
(33) Name of priority country :NA
(86) International Application No :NA
Filing Date :NA
(87) International Publication No : NA
(61) Patent of Addition to Application Number :NA
Filing Date :NA
(62) Divisional to Application Number :NA
Filing Date :NA

(71)**Name of Applicant :**
1)NISSAN MOTOR CO. LTD.
Address of Applicant :2 Takara-cho Kanagawa-ku Yokohama-shi Kanagawa 2210023 Japan
(72)**Name of Inventor :**
1)AYYAGARI Phanikumar

(57) Abstract :
A system (200) for displaying gear position in a manual transmission vehicle is described. The system (200) includes a gyro-sensor (202) connected to a gear OPERATINg member (602), to sense a position of the gear operating member (602) in X-Y • , Y-Z • , and Z-X • planes. The system (200) includes a controller (204) with a receiver configured to receive positional data associated with the position of the gear operating member (602) from the gyro-sensor (202), and compare the positional data with a pre-determined value of the position of the gear operating member (602). The system (200) further includes a controller transmission member (206) connected to the controller (204) to transmit the compared positional data. Further, the system (200) includes an audio controller (208) with a receiving member (210) configured to receive the compared positional data of the gear operating member (602), and display the positional data on a display unit (212).

No. of Pages : 25 No. of Claims : 7

(12) PATENT APPLICATION PUBLICATION
(19) INDIA
(22) Date of filing of Application :30/12/2013
(21) Application No.6141/CHE/2013 A
(43) Publication Date : 03/07/2015

(54) Title of the invention : SYSTEM AND METHOD FOR COMISSIONING WIND TURBINES

(51) International classification :A47L
(31) Priority Document No :NA
(32) Priority Date :NA
(33) Name of priority country :NA
(86) International Application No :NA
Filing Date :NA
(87) International Publication No : NA
(61) Patent of Addition to Application Number :NA
Filing Date :NA
(62) Divisional to Application Number :NA
Filing Date :NA

(71)**Name of Applicant :**
1)GENERAL ELECTRIC COMPANY
Address of Applicant :1 RIVER ROAD, SCHENECTADY, NEW YORK 12345 U.S.A.
(72)**Name of Inventor :**
1)MOHAN, SUMITHA
2)SHAH, MINESH ASHOK
3)BURRA, RAJNI KANT
4)GANIREDDY, GOVARDHAN
5)RITTER, ALLEN MICHAEL
6)AMBEKAR, AKSHAY
7)BAGGU DATA VENKATA SATYA, MURALI MOHAN

(57) Abstract :
A system for commissioning a wind turbine is provided. The system includes a test wind turbine, one or more additional wind turbines coupled to the test wind turbine, and a control system. The control system includes a first control module for controlling the one or more additional wind turbines to act as a power source and provide power to the test wind turbine. The control system also includes a second control module for controlling the one or more additional wind turbines to act as a load for dissipating test power generated by the test wind turbine.

No. of Pages : 21 No. of Claims : 19

(12) PATENT APPLICATION PUBLICATION
(21) Application No.6083/CHE/2013 A
(19) INDIA
(22) Date of filing of Application :26/12/2013
(43) Publication Date : 03/07/2015

(54) Title of the invention : SYSTEMS AND METHODS FOR RAPID PROCESSING OF FILE DATA

(51) International classification :G06C
(31) Priority Document No :NA
(32) Priority Date :NA
(33) Name of priority country :NA
(86) International Application No :NA
Filing Date :NA
(87) International Publication No : NA
(61) Patent of Addition to Application Number :NA
Filing Date :NA
(62) Divisional to Application Number :NA
Filing Date :NA

(71)**Name of Applicant :**
1)INFOSYS LIMITED
Address of Applicant :IP CELL, PLOT NO.44, ELECTRONIC CITY, HOSUR ROAD, BANGALORE - 560 100 Karnataka India
(72)**Name of Inventor :**
1)REBECK CARVALHO
2)SRIHARSHA ANAND PUSHKALA
3)ROHIT SAXENA

(57) Abstract :
The technique relates to a system and method for selecting dynamic workflow to process file data. This technique facilitates to process file data and business rules simultaneously and thus saves a lot of time. The technique involves receiving a request from File Pattern Recognition Engine (FPRE) to select rules for processing file data by Data Rule Engine (DRE) and to select business rules to be applied on the data by the Business Metrics Engine (BME). After that, DRE and BME select the possible set of rules and send the acknowledgement to FPRE. Thereafter, FPRE sends the signal to proceed to DRE and BME, and after receiving the signal DRE and BME apply at least one of the possible set of rules selected earlier.

No. of Pages : 24 No. of Claims : 16

(12) PATENT APPLICATION PUBLICATION
(21) Application No.6084/CHE/2013 A
(19) INDIA
(22) Date of filing of Application :26/12/2013
(43) Publication Date : 03/07/2015

(54) Title of the invention : A METHOD FOR REPLACING A TEXTURE OF AN APPAREL WITH AN OTHER TEXTURE PRESERVING THE WRINKLES, IN A VIDEO FILE

(51) International classification :G06C
(31) Priority Document No :NA
(32) Priority Date :NA
(33) Name of priority country :NA
(86) International Application No :NA
Filing Date :NA
(87) International Publication No : NA
(61) Patent of Addition to Application Number :NA
Filing Date :NA
(62) Divisional to Application Number :NA
Filing Date :NA

(71)**Name of Applicant :**
1)INFOSYS LIMITED
Address of Applicant :IP CELL, PLOT NO.44, ELECTRONIC CITY, HOSUR ROAD, BANGALORE - 560 100 Karnataka India
(72)**Name of Inventor :**
1)HIMESH MADHURANATH
2)DR. RAVINDRA BABU TALLAMRAJU
3)SUBRAHMANYA SREENIVASAN VENKATESHAIAH

(57) Abstract :
The present disclosure provides virtual replacement of the texture of an apparel with a different texture, also taking care of the wrinkles, body shape etc. The apparel worn by the user is identified/ localized in all the frames of a video file, and replaced with a pre-identified texture from the catalogue. Multiple histograms are calculated to localize the region of the apparel using Correlation coefficient. The variation in light intensity is used to capture the wrinkles and folds etc on the apparel.

No. of Pages : 18 No. of Claims : 16

(12) PATENT APPLICATION PUBLICATION
(19) INDIA
(22) Date of filing of Application :21/05/2014
(21) Application No.3831/CHENP/2014 A
(43) Publication Date : 03/07/2015

(54) Title of the invention : TAILORABLE SENSOR DEVICE FOR PHYSIOLOGICAL PARAMETERSENSING

(51) International classification :A61B5/053,A44C5/24,A61B5/00
(31) Priority Document No :61/564366
(32) Priority Date :29/11/2011
(33) Name of priority country :U.S.A.
(86) International Application No :PCT/IB2012/056420
Filing Date :14/11/2012
(87) International Publication No :WO 2013/080075
(61) Patent of Addition to Application Number :NA
Filing Date :NA
(62) Divisional to Application Number :NA
Filing Date :NA

(71)**Name of Applicant :**
1)KONINKLIJKE PHILIPS N.V.
Address of Applicant :High Tech Campus 5 NL 5656 AE Eindhoven Netherlands
(72)**Name of Inventor :**
1)OUWERKERK Martin

(57) Abstract :
A sensor device and method for tightening and positioning the sensor device with a wristband or strap (62) for a range of wrist sizes and shapes or other body portions such that the optimal sensor position is obtained and maintained during ambulatory use which provides two sided fastening of the strap (62). The strap (62) has a marker (67) that is positioned by the wearer at a predetermined measuring position e.g. on the middle of the volar side of the wrist. The wrist is then put on the table to fix its position and the strap (62) is tightened on both sides of the wrist. This ensures a precision of at least 5mm of the position of the sensors (66) in the strap.

No. of Pages : 14 No. of Claims : 11

(12) PATENT APPLICATION PUBLICATION
(19) INDIA
(22) Date of filing of Application :26/05/2014
(21) Application No.3941/CHENP/2014 A
(43) Publication Date : 03/07/2015

(54) Title of the invention : APPARATUS AND METHOD FOR PACKAGING LOOSE PRODUCT

(51) International classification :B65B1/16
(31) Priority Document No :61/554303
(32) Priority Date :01/11/2011
(33) Name of priority country :U.S.A.
(86) International Application No :PCT/US2012/063032
Filing Date :01/11/2012
(87) International Publication No :WO 2013/067161
(61) Patent of Addition to Application Number :NA
Filing Date :NA
(62) Divisional to Application Number :NA
Filing Date :NA

(71)**Name of Applicant :**
1)ALTRIA CLIENT SERVICES INC.
Address of Applicant :6601 West Broad Street Richmond VA 23230 U.S.A.
(72)**Name of Inventor :**
1)SMITH Barry S.
2)RINEHART Steven R.
3)CRAWFORD Danielle R.

(57) Abstract :
An apparatus for packaging of loose product includes a loading station a box forming station and an uploading station. The loading station includes moveable chutes in spaced apart relation. Each chute has an open top an open upstream end and an open downstream end. The open top is configured to receive loose product while moving along a first feed path. The box forming station is operable to partially erect boxes in spaced apart relation with first and second open sides and align the first open side of each box with the downstream end of a corresponding chute while moving along a second feed path. The unloading station includes a stationary vacuum head in communication with the second open side of each box. The vacuum head provides a continuous vacuum source along the second feed path operable to move loose product from the chute into the boxes.

No. of Pages : 34 No. of Claims : 22

(12) PATENT APPLICATION PUBLICATION
(21) Application No.5549/CHE/2012 A
(19) INDIA
(22) Date of filing of Application :31/12/2012
(43) Publication Date : 03/07/2015

(54) Title of the invention : HIGH DRUG LOAD IBUPROFEN SUSTAINED RELEASE COMPOSITION

(51) International classification :A61K9/00
(31) Priority Document No :NA
(32) Priority Date :NA
(33) Name of priority country :NA
(86) International Application No :NA
Filing Date :NA
(87) International Publication No : NA
(61) Patent of Addition to Application Number :NA
Filing Date :NA
(62) Divisional to Application Number :NA
Filing Date :NA

(71)**Name of Applicant :**
1)AIZANT DRUG RESEARCH SOLUTION PRIVATE LIMITED
Address of Applicant :SY NO. 172 & 173, APPAREL PARK ROAD, DULAPALLY VILLAGE, QUTHBULLAPUR MANDAL, HYDERABAD - 500 014 Andhra Pradesh India
(72)**Name of Inventor :**
1)DR. SUNEELA PRODDUTURI
2)DR. ASHOK CHANDRA ILLAPAKURTHY
3)PAVAN KUMAR ALLURI
4)DR. RAGHUPATHI KANDARAPU
5)DR. VARMA S. RUDRARAJU

(57) Abstract :
The present invention relates to invention relates to a sustained release composition of ibuprofen or pharmaceutically acceptable salt thereof, comprising high drug load of active ingredient and its method of preparation. The sustained release pharmaceutical composition comprising ibuprofen or a pharmaceutically acceptable salt thereof in amount of about 80% or more, preferably about 85% in the weight of the active ingredient based on the total weight of the composition.

No. of Pages : 19 No. of Claims : 10

(12) PATENT APPLICATION PUBLICATION
(19) INDIA
(22) Date of filing of Application :04/01/2013
(21) Application No.95/CHENP/2013 A
(43) Publication Date : 03/07/2015

(54) Title of the invention : ENODEB PHYSICAL LAYER SIGNALING TO USER EQUIPMENT IN A WIRELESS COMMUNICATION SYSTEM

(51) International classification :H04J11/00
(31) Priority Document No :61/367865
(32) Priority Date :26/07/2010
(33) Name of priority country :U.S.A.
(86) International Application No :PCT/US2011/045334
Filing Date :26/07/2011
(87) International Publication No :WO 2012/018611
(61) Patent of Addition to Application Number :NA
Filing Date :NA
(62) Divisional to Application Number :NA
Filing Date :NA

(71)**Name of Applicant :**
1)QUALCOMM INCORPORATED
Address of Applicant :5775 Morehouse Drive San Diego California 92121 U.S.A.
(72)**Name of Inventor :**
1)YOO Taesang
2)LUO Tao
3)JI Tingfang

(57) Abstract :
A method of wireless communication includes receiving physical layer signaling from a serving eNodeB in a wireless network. Interference estimation interference cancellation and/or spatial equalization of user equipment is controlled in accordance with the received signaling.

No. of Pages : 32 No. of Claims : 20

(12) PATENT APPLICATION PUBLICATION
(19) INDIA
(22) Date of filing of Application :01/05/2014
(21) Application No.3285/CHENP/2014 A
(43) Publication Date : 03/07/2015

(54) Title of the invention : YARN FEEDER OF STORAGE TYPE WITH MAGNETIC BRAKE

(51) International classification :B65H51/22,D04B15/48,D03D47/36
(31) Priority Document No :MI2011A002091
(32) Priority Date :17/11/2011
(33) Name of priority country :Italy
(86) International Application No :PCT/IB2012/002325
Filing Date :08/11/2012
(87) International Publication No :WO 2013/072736
(61) Patent of Addition to Application Number :NA
Filing Date :NA
(62) Divisional to Application Number :NA
Filing Date :NA

(71)**Name of Applicant :**
1)BTSR INTERNATIONAL S.P.A.
Address of Applicant :Via Santa Rita snc I 21057 Olgiate Olona (Varese) Italy
(72)**Name of Inventor :**
1)BAREA Tiziano

(57) Abstract :
The yarn (18) feeder (10; 10A) for textile applications of storage type comprises: a body (12) carrying a drum (16) on which turns (20) of yarn (18) originating from a spool are wound; a braking member (22) of the type using magnets (30 36 38); a tension sensor (24) for measuring the tension value of the exiting yarn (18) the braking member (22) comprising a first permanent magnet (30) and a fixed second magnet regulator means (38; 39) for varying the action exerted by the second magnet (36; 38) on the first permanent magnet (30) and a control unit (26) which controls the regulator means. The first magnet is annular and movable parallel to the axis of the drum (16) and along it between a first position (30A) in which the first permanent magnet (30) enables the yarn (18) to be pressed against a counteracting element (32) fixed to the drum and a second position (30B) in which this effect does not occur the control unit receiving the tension values measured by the tension sensor (24) comparing them with a predetermined value and intervening in real time on said regulator means (38; 39) to adjust the tension value to the predetermined value when these two values do not coincide.

No. of Pages : 20 No. of Claims : 14

(12) PATENT APPLICATION PUBLICATION
(21) Application No.6169/CHE/2013 A
(19) INDIA
(22) Date of filing of Application :30/12/2013
(43) Publication Date : 03/07/2015

(54) Title of the invention : A PLANT BASED FORMULATION FOR THE PREVENTION AND MANAGEMENT OF OBESITY AND ASSOCIATED COMPLICATIONS

(51) International classification	:a61k 36/00
(31) Priority Document No	:NA
(32) Priority Date	:NA
(33) Name of priority country	:NA
(86) International Application No	:NA
Filing Date	:NA
(87) International Publication No	: NA
(61) Patent of Addition to Application Number	:NA
Filing Date	:NA
(62) Divisional to Application Number	:NA
Filing Date	:NA

(71)**Name of Applicant :**
1)SRM UNIVERSITY
Address of Applicant :KATTANKULATHUR - 603 203, KANCHEEPURAM DISTRICT Tamil Nadu India
(72)**Name of Inventor :**
1)GOVIND PRASAD DUBEY
2)MURUGESAN PONNAVAIKKO
3)ARUNA AGRAWAL
4)SHIPRA DUBEY
5)RAJESH DUBEY

(57) Abstract :
The invention relates to a plant based formulation for the prevention and management of obesity and associated complications consisting of an effective amount of hydro-alcoholic extract of Salacia reticulata, Garcinia indica, Dioscorea bulbifera, Terminalia chebula and optionally additives in trace amounts.

No. of Pages : 46 No. of Claims : 14

(12) PATENT APPLICATION PUBLICATION
(19) INDIA
(22) Date of filing of Application :03/01/2013
(21) Application No.77/CHENP/2013 A
(43) Publication Date : 03/07/2015

(54) Title of the invention : METHOD FOR BATTERY REMOVAL DETECTION

(51) International classification :H02J7/00,H04M1/73,H04B1/38
(31) Priority Document No :NA
(32) Priority Date :NA
(33) Name of priority country :NA
(86) International Application No :PCT/IB2010/052622
Filing Date :11/06/2010
(87) International Publication No :WO 2011/154781
(61) Patent of Addition to Application Number :NA
Filing Date :NA
(62) Divisional to Application Number :NA
Filing Date :NA

(71)**Name of Applicant :**
1)NOKIA CORPORATION
Address of Applicant :Keilalahdentie 4 FI 02150 Espoo Finland
2)NOKIA INC
(72)**Name of Inventor :**
1)LEINONEN Pekka
2)LINDHOLM Rune

(57) Abstract :
A method an apparatus and a computer program product embodiments are disclosed for detection of the availability of a battery (160) by a host terminal (100) during a data exchange session with the battery (160). In accordance with the embodiments of the invention sampling data communication with the battery pack (150) and detection of battery (160) removal may occur substantially simultaneously. The battery (160) removal may be detected during data transmission from the terminal (100) to the battery pack (150). Moreover a response may he received by the terminal (100) from the battery circuits (155) in response to data communicated to the battery (160) on the battery communication line (140) during sampling in a timed manner.

No. of Pages : 37 No. of Claims : 21

(12) PATENT APPLICATION PUBLICATION
(19) INDIA
(22) Date of filing of Application :07/05/2014
(21) Application No.3435/CHENP/2014 A
(43) Publication Date : 03/07/2015

(54) Title of the invention : AIRFRAME DISPLAY SYSTEMS AND METHODS

(51) International classification :G09F15/00
(31) Priority Document No :61/555347
(32) Priority Date :03/11/2011
(33) Name of priority country :U.S.A.
(86) International Application No :PCT/US2012/062034
Filing Date :26/10/2012
(87) International Publication No :WO 2013/066738
(61) Patent of Addition to Application Number :NA
Filing Date :NA
(62) Divisional to Application Number :NA
Filing Date :NA

(71)**Name of Applicant :**
1)SKYLINE DISPLAYS INC.
Address of Applicant :3355 Discovery Road Eagan MN 55121 2098 U.S.A.
(72)**Name of Inventor :**
1)LINDBLOM Curtis H.
2)ELLIOTT John
3)SOMMERVILLE Jim
4)NELSON Nathaniel J.

(57) Abstract :
An airframe display system and method. The airframe display system has an airtight airframe having at least one airbeam. The airbeam has a sleeve of dimensionally stable material. A stretch fabric cover is received over the airframe whereby upon inflation the airframe is substantially rigid and the stretch fabric cover is taut over the airframe defining a display surface area.

No. of Pages : 75 No. of Claims : 91

(12) PATENT APPLICATION PUBLICATION
(19) INDIA
(22) Date of filing of Application :16/05/2014
(21) Application No.3732/CHENP/2014 A
(43) Publication Date : 03/07/2015

(54) Title of the invention : MICRO DEVICE TRANSFER HEAD

(51) International classification :H01L21/58,H01L21/677,H05K13/04
(31) Priority Document No :61/561706
(32) Priority Date :18/11/2011
(33) Name of priority country :U.S.A.
(86) International Application No :PCT/US2012/063990
Filing Date :07/11/2012
(87) International Publication No :WO 2013/074355
(61) Patent of Addition to Application Number :NA
Filing Date :NA
(62) Divisional to Application Number :NA
Filing Date :NA

(71)**Name of Applicant :**
1)LUXVUE TECHNOLOGY CORPORATION
Address of Applicant :1705 Wyatt Drive Santa Clara California 95054 U.S.A.
(72)**Name of Inventor :**
1)BIBL Andreas
2)HIGGINSON John A.
3)LAW Hung Fai Stephen
4)HU Hsin Hua

(57) Abstract :
A micro device transfer head and head array are disclosed. In an embodiment the micro device transfer head includes a base substrate a mesa structure with sidewalls an electrode formed over the mesa structure and a dielectric layer covering the electrode. A voltage can be applied to the micro device transfer head and head array to pick up a micro device from a carrier substrate and release the micro device onto a receiving substrate.

No. of Pages : 57 No. of Claims : 20

(12) PATENT APPLICATION PUBLICATION
(19) INDIA
(22) Date of filing of Application :16/05/2014
(21) Application No.3689/CHENP/2014 A
(43) Publication Date : 03/07/2015

(54) Title of the invention : METHOD FOR PROVIDING AN OPTICAL SYSTEM OF AN OPHTHALMIC SPECTACLE LENS AND METHOD FOR MANUFACTURING AN OPHTHALMIC SPECTACLE LENS

(51) International classification :G02C7/06,G02C7/02
(31) Priority Document No :11306503.1
(32) Priority Date :16/11/2011
(33) Name of priority country :EPO
(86) International Application No :PCT/EP2012/004776
Filing Date :16/11/2012
(87) International Publication No :WO 2013/072065
(61) Patent of Addition to Application Number :NA
Filing Date :NA
(62) Divisional to Application Number :NA
Filing Date :NA

(71)**Name of Applicant :**
1)ESSILOR INTERNATIONAL (COMPAGNIE G‰N‰RALE DOPTIQUE)
Address of Applicant :147 rue de Paris 94220 Charenton Le Pont France
(72)**Name of Inventor :**
1)MURADORE Fabien
2)BROUTIN Guillaume
3)COLAS Pauline
4)LAKOUA Asma

(57) Abstract :
Method for providing an optical system (OS) of an ophthalmic spectacle lens according to wearer s prescription data and wearer s optical needs with the provision that a wearer s optical need is not related to prescription data where said optical system (OS) is defined by at least a front and a back surfaces (S1 S2) and their relative position comprising the steps of: a) providing a semi finished lens blank (SB); b) providing contour data (CD); c) choosing at least one localized optical feature (LOFi) suitable for the wearer s needs; d) positioning the contour data (CD) wherein the semi finished lens blank comprises: a first surface (SB1) having in each point a mean sphere value (SPH) and a cylinder value (CYL) a second unfinished surface the first surface (SB1) comprising: a main area; at least a peripheral area (Ai).

No. of Pages : 59 No. of Claims : 15

(12) PATENT APPLICATION PUBLICATION
(19) INDIA
(22) Date of filing of Application :18/01/2013
(21) Application No.460/CHENP/2013 A
(43) Publication Date : 03/07/2015

(54) Title of the invention : ENZYME DEHAIRING OF SKINS AND HIDES

(51) International classification :C14C1/06
(31) Priority Document No :10166873.9
(32) Priority Date :22/06/2010
(33) Name of priority country :EPO
(86) International Application No :PCT/EP2011/060395
Filing Date :22/06/2011
(87) International Publication No :WO 2011/161135
(61) Patent of Addition to Application Number :NA
Filing Date :NA
(62) Divisional to Application Number :NA
Filing Date :NA

(71)**Name of Applicant :**
1)NOVOZYMES A/S
Address of Applicant :Krogshoejvej 36 DK 2880 Bagsvaerd Denmark
(72)**Name of Inventor :**
1)SOERENSEN Niels Henrik
2)HOFF Tine
3)OESTERGAARD Peter Rahbek
4)CASSLAND Pierre

(57) Abstract :
The present invention relates to a method for the processing of hides or skins into leather comprising enzymatic treatment of the hide or skin with carbohydrase in the soaking step. The present invention can achieve optimal fiber opening results in a relatively short period of time and at the same time does not cause loose grain and meanwhile the pollution or impact on the environment is reduced in a maximum way.

No. of Pages : 61 No. of Claims : 25

(12) PATENT APPLICATION PUBLICATION
(21) Application No.6196/CHE/2013 A
(19) INDIA
(22) Date of filing of Application :31/12/2013
(43) Publication Date : 03/07/2015

(54) Title of the invention : APPARATUS AND METHOD FOR PATIENT MONITORING

(51) International classification :a61b
(31) Priority Document No :NA
(32) Priority Date :NA
(33) Name of priority country :NA
(86) International Application No :NA
Filing Date :NA
(87) International Publication No : NA
(61) Patent of Addition to Application Number :NA
Filing Date :NA
(62) Divisional to Application Number :NA
Filing Date :NA

(71)**Name of Applicant :**
1)GENERAL ELECTRIC COMPANY
Address of Applicant :1 RIVER ROAD, SCHENECTADY, NEW YORK 12345 U.S.A.
(72)**Name of Inventor :**
1)NAGESH SUBRAMANYA, KARTHEEK
2)KALIAMOORTHY, GANESAN

(57) Abstract :
A patient monitor comprises a display configured to communicate a primary view set of patient physiological parameters and a processor operatively connected to the display. The processor is configured to identify a critical parameter not comprised within the primary view set and to trigger the communication of the critical parameter by the display when the critical parameter is outside of a predefined range.

No. of Pages : 18 No. of Claims : 23

(12) PATENT APPLICATION PUBLICATION
(19) INDIA
(22) Date of filing of Application :16/11/2012
(21) Application No.4799/CHE/2012 A
(43) Publication Date : 03/07/2015

(54) Title of the invention : HEATING VENTILATION AND AIR CONDITIONING SYSTEM FOR A VEHICLE

(51) International classification :B60H
(31) Priority Document No :NA
(32) Priority Date :NA
(33) Name of priority country :NA
(86) International Application No :NA
Filing Date :NA
(87) International Publication No : NA
(61) Patent of Addition to Application Number :NA
Filing Date :NA
(62) Divisional to Application Number :NA
Filing Date :NA

(71)**Name of Applicant :**
1)NISSAN MOTOR CO. LTD.
Address of Applicant :2 Takara-cho Kanagawa-ku Yokohama-shi Kanagawa 2210023 Japan
(72)**Name of Inventor :**
1)UKEY Rajeev
2)VELUSAMY Ashokkumar
3)KANDASAMY Selvam

(57) Abstract :
An HVAC system for a vehicle comprises a suction creating unit for providing a suction pressure. A port is connected to the suction creating unit. Further the port opens in a passenger cabin of the vehicle. The port is further connectable to an accessory to utilize the suction pressure in the passenger cabin.

No. of Pages : 19 No. of Claims : 10

(12) PATENT APPLICATION PUBLICATION
(21) Application No.6170/CHE/2013 A
(19) INDIA
(22) Date of filing of Application :30/12/2013
(43) Publication Date : 03/07/2015

(54) Title of the invention : A PLANT BASED FORMULATION FOR THE PREVENTION AND MANAGEMENT OF METABOLIC SYNDRME BY ITS ADIPONECTIN ENHANCING PROPERTY

(51) International classification :A61K36/00
(31) Priority Document No :NA
(32) Priority Date :NA
(33) Name of priority country :NA
(86) International Application No :NA
Filing Date :NA
(87) International Publication No : NA
(61) Patent of Addition to Application Number :NA
Filing Date :NA
(62) Divisional to Application Number :NA
Filing Date :NA

(71)**Name of Applicant :**
1)SRM UNIVERSITY
Address of Applicant :KATTANKULATHUR - 603 203, KANCHEEPURAM DISTRICT Tamil Nadu India
(72)**Name of Inventor :**
1)GOVIND PRASAD DUBEY
2)MURUGESAN PONNAVAIKKO
3)ARUNA AGRAWAL
4)NIRUPMA DUBEY
5)SHIPRA DUBEY

(57) Abstract :
The invention relates to a plant based formulation for the prevention and management of metabolic syndrome by its adiponectin enhancing property consists of an effective amount of hydro-methanolic extract of Salacia reticulata, Tribulus terrestris, Curcuma longa and Dioscorea bulbifera and optionally additives in trace amounts.

No. of Pages : 37 No. of Claims : 13

(12) PATENT APPLICATION PUBLICATION
(19) INDIA
(22) Date of filing of Application :15/05/2014
(21) Application No.3675/CHENP/2014 A
(43) Publication Date : 03/07/2015

(54) Title of the invention : FLOW PERFORMANCE COMPARISON DISPLAY DEVICE

(51) International classification :G01M99/00
(31) Priority Document No :2011258135
(32) Priority Date :25/11/2011
(33) Name of priority country :Japan
(86) International Application No :PCT/JP2012/055064
Filing Date :29/02/2012
(87) International Publication No :WO 2013/077006
(61) Patent of Addition to Application Number :NA
Filing Date :NA
(62) Divisional to Application Number :NA
Filing Date :NA

(71)**Name of Applicant :**
1)TOYOX CO. LTD.
Address of Applicant :4371 Maezawa Kurobe shi Toyama 9388585 Japan
(72)**Name of Inventor :**
1)MIYAZAKI Osamu

(57) Abstract :
An objective of the present invention is to clearly distinguish with a simple manipulation the flow performance of a joint or pipe body which is a subject of comparison. By supplying a fluid (4) from containers (3) of a plurality of sets of pipe units respectively (B1 B2) toward comparison subjects which are either joints (2a 2b) or pipe bodies (1a 1b) which have different transmission resistance a difference arises in the remaining quantity of the fluid (4) in the containers (3) according to the differences in the transmission resistance of the joints (2a 2b) or the pipe bodies (1a 1b) and by viewing the remaining quantity difference with a see through means (3a) of the containers (3) the flow performance of the joints (2a 2b) or the pipe bodies (1a 1b) is simultaneously apparent and easily compared.

No. of Pages : 23 No. of Claims : 6

(12) PATENT APPLICATION PUBLICATION
(21) Application No.3878/CHE/2013 A
(19) INDIA
(22) Date of filing of Application :30/08/2013
(43) Publication Date : 03/07/2015

(54) Title of the invention : A FIVE DEGREE-OF-FREEDOM HAPTIC INTERFACE DEVICE FOR LAPAROSCOPIC SIMULATION

(51) International classification :A61B
(31) Priority Document No :NA
(32) Priority Date :NA
(33) Name of priority country :NA
(86) International Application No :NA
Filing Date :NA
(87) International Publication No : NA
(61) Patent of Addition to Application Number :NA
Filing Date :NA
(62) Divisional to Application Number :NA
Filing Date :NA

(71)**Name of Applicant :**
1)INDIAN INSTITUTE OF TECHNOLOGY MADRAS
Address of Applicant :IIT P.O., CHENNAI - 600 036 Tamil Nadu India
(72)**Name of Inventor :**
1)DR. M. MANIVANNAN
2)M.S. RAGHU PRASAD

(57) Abstract :
The present invention relates to a haptic interface device for minimally invasive surgical simulation in particular laparoscopic surgical simulation capable of performing five degrees of freedom movements. The developed device is a simple design without involving complex links and actuation mechanisms, occupies less space, less expensive alternate to a human/computer interface and less noise compared to other devices. The present haptic device can be interfaced to the computer via I/O boards and can be used to interact or manipulate with the computer generated anatomical models providing a realistic experience for the laparoscopic surgeons.

No. of Pages : 46 No. of Claims : 17

(12) PATENT APPLICATION PUBLICATION
(21) Application No.6155/CHE/2013 A
(19) INDIA
(22) Date of filing of Application :30/12/2013
(43) Publication Date : 03/07/2015

(54) Title of the invention : RAPID CONVERSION OF DEGRADABLE WASTES TO FORTIFIED MANURE BY THERM CHEMICAL DIGESTION

(51) International classification :C02F
(31) Priority Document No :NA
(32) Priority Date :NA
(33) Name of priority country :NA
(86) International Application No :NA
Filing Date :NA
(87) International Publication No : NA
(61) Patent of Addition to Application Number :NA
Filing Date :NA
(62) Divisional to Application Number :NA
Filing Date :NA

(71)**Name of Applicant :**
1)KERALA AGRICULTURAL UNIVERSITY
Address of Applicant :VELLANIKKARA, KAU P.O, THRISSUR (DIST) Kerala India
(72)**Name of Inventor :**
1)DR. C.R. SUDHARMAIDEVI
2)DR. K.C. MANORAMA THAMPATTI
3)DR. N. SAIFUDEEN

(57) Abstract :
A simple and rapid method of processing degradable waste into fortified manure by thermo chemical conversion is provided. Degradable waste segregated at source is collected and subjected to size reduction by grinding, thermo-chemical conversion, drying, pulverizing, fortifying and valorisation. The method of waste processing according to the present invention is efficient, hygienic and could be completed within one day, utilizing the waste for production of soil additive useful in crop production in the form of fortified manure.

No. of Pages : 10 No. of Claims : 15

(12) PATENT APPLICATION PUBLICATION
(19) INDIA
(22) Date of filing of Application :18/01/2014
(21) Application No.433/CHENP/2014 A
(43) Publication Date : 03/07/2015

(54) Title of the invention : DIALYSIS MACHINE

(51) International classification :A61M1/16,A61M1/28
(31) Priority Document No :10 2011 105 916.8
(32) Priority Date :29/06/2011
(33) Name of priority country :Germany
(86) International Application No :PCT/EP2012/002701
Filing Date :27/06/2012
(87) International Publication No :WO 2013/000569
(61) Patent of Addition to Application Number :NA
Filing Date :NA
(62) Divisional to Application Number :NA
Filing Date :NA

(71)**Name of Applicant :**
1)FRESENIUS MEDICAL CARE DEUTSCHLAND GMBH
Address of Applicant :Else Krner Strasse 1 61352 Bad Homburg Germany
(72)**Name of Inventor :**
1)GRIESMANN Erik
2)HEDMANN Frank
3)WICH HEITER Joachim

(57) Abstract :
The present invention relates to a dialysis machine in particular a peritoneal dialysis machine wherein a dialysis treatment in particular a peritoneal dialysis treatment can be carried out by means of the dialysis machine according to treatment parameters that are predefined and/or that can be input and wherein the dialysis machine has at least one adjustment means with which at least one treatment parameter can be adjusted dynamically and/or during the treatment operation of the dialysis machine. The present invention further relates to a method for operating a dialysis machine.

No. of Pages : 57 No. of Claims : 12

(12) PATENT APPLICATION PUBLICATION
(21) Application No.4454/CHE/2012 A
(19) INDIA
(22) Date of filing of Application :25/10/2012
(43) Publication Date : 03/07/2015

(54) Title of the invention : CONTROLLING OPERATION OF A VEHICLE LIGHTING DEVICE

(51) International classification :H05B
(31) Priority Document No :NA
(32) Priority Date :NA
(33) Name of priority country :NA
(86) International Application No :NA
Filing Date :NA
(87) International Publication No : NA
(61) Patent of Addition to Application Number :NA
Filing Date :NA
(62) Divisional to Application Number :NA
Filing Date :NA

(71)**Name of Applicant :**
1)NISSAN MOTOR CO. LTD.
Address of Applicant :2 Takara-cho Kanagawa-ku Yokohama-shi Kanagawa 2210023 Japan
(72)**Name of Inventor :**
1)Velusamy Ashokkumar
2)Ukey Rajeev

(57) Abstract :
System(s) and method(s) for controlling operation of a lighting device (104) of a vehicle are described herein. According to an embodiment the method includes receiving remotely an activation request for activating the lighting device. In response to the activation request the lighting device (104) is activated for a standard activation time. Further the activation of the lighting device (104) is extended by an extended activation time in response to another activation request received before expiry of the standard activation time.

No. of Pages : 32 No. of Claims : 17

(12) PATENT APPLICATION PUBLICATION
(19) INDIA
(22) Date of filing of Application :03/01/2013
(21) Application No.93/CHENP/2013 A
(43) Publication Date : 03/07/2015

(54) Title of the invention : COPPER CONTAINING ZSM 34 OFF AND /OR ERI ZEOLITIC MATERIAL FOR SELECTIVE REDUCTION OF NOX

(51) International classification :B01D53/94,B01J29/76,B01J29/072
(31) Priority Document No :10169692.0
(32) Priority Date :15/07/2010
(33) Name of priority country :EPO
(86) International Application No :PCT/IB2011/053126
Filing Date :13/07/2011
(87) International Publication No :WO 2012/007914
(61) Patent of Addition to Application Number :NA
Filing Date :NA
(62) Divisional to Application Number :NA
Filing Date :NA

(71)**Name of Applicant :**
1)BASF SE
Address of Applicant :67056 Ludwigshafen Germany
2)BASF (China) Company Limited
(72)**Name of Inventor :**
1)Bull Ivor
2)M¼ller Ulrich

(57) Abstract :
A copper containing ZSM 34 OFF and /or ERI zeolitic material is provided which has a silica to alumina mole ratio ranging from about 4 to about 50 and a copper content reported as CuO ranging from about 1 to about 10wt.% based on the total weight of the calcined zeolitic material and an alkali metal content reported as the metal oxide of less than about 0.7wt.%.

No. of Pages : 34 No. of Claims : 15

(12) PATENT APPLICATION PUBLICATION
(19) INDIA
(22) Date of filing of Application :03/01/2013
(21) Application No.90/CHENP/2013 A
(43) Publication Date : 03/07/2015

(54) Title of the invention : PROFILE BASED CONTENT RETRIEVAL FOR RECOMMENDER SYSTEMS

(51) International classification :G06F17/30
(31) Priority Document No :10165989.4
(32) Priority Date :15/06/2010
(33) Name of priority country :EPO
(86) International Application No :PCT/EP2011/059885
Filing Date :15/06/2011
(87) International Publication No :WO 2011/157729
(61) Patent of Addition to Application Number :NA
Filing Date :NA
(62) Divisional to Application Number :NA
Filing Date :NA

(71)**Name of Applicant :**
1)AXEL SPRINGER DIGITAL TV GUIDE GMBH
Address of Applicant :Schiffbauerdamm 22 10117 Berlin Germany
(72)**Name of Inventor :**
1)BARBIERI Mauro
2)PRONK Serverius Petrus Paulus
3)KORST Jan

(57) Abstract :
The present invention relates to an apparatus a method and a computer program product for controlling a recommender system wherein a user profile normally used by a recommender to predict user ratings is employed to generate a targeted query for the remote database yielding a set of results that can be scored by the recommender and provided as suggestions to the user.

No. of Pages : 18 No. of Claims : 7

(12) PATENT APPLICATION PUBLICATION
(19) INDIA
(22) Date of filing of Application :25/01/2013
(21) Application No.634/CHENP/2013 A
(43) Publication Date : 03/07/2015

(54) Title of the invention : PRESSURE BALANCED VALVE WITH DIAPHRAGM VALVE MEMBER END SEAL

(51) International classification :F16K11/06,F16K17/34,F16K7/12
(31) Priority Document No :61/381320
(32) Priority Date :09/09/2010
(33) Name of priority country :U.S.A.
(86) International Application No :PCT/US2011/050615
Filing Date :07/09/2011
(87) International Publication No :WO 2012/033791
(61) Patent of Addition to Application Number :NA
Filing Date :NA
(62) Divisional to Application Number :NA
Filing Date :NA

(71)**Name of Applicant :**
1)MAC VALVES INC.
Address of Applicant :30569 Beck Road Wixom Michigan 48393 U.S.A.
(72)**Name of Inventor :**
1)NEFF Robert H.
2)SIMMONDS Jeffrey

(57) Abstract :
A diaphragm sealed pressure balanced valve assembly includes a valve body and a cartridge connected to the valve body. The cartridge includes a cartridge loading end having a retaining member engaged to the cartridge loading end. A valve member slides coaxial to a longitudinal axis of the valve body. A resilient material first diaphragm is connected to and extends diametrically outward from the valve member having a diaphragm body clasped between the retaining member and the cartridge loading end creating a first diaphragm fluid pressure boundary. A resilient material second diaphragm is connected to and extends diametrically outward from the valve member at an opposite end of the valve member with respect to the first diaphragm and has a diaphragm body clasped between first and second adjustable retention members creating a second diaphragm fluid pressure boundary.

No. of Pages : 42 No. of Claims : 33

(12) PATENT APPLICATION PUBLICATION
(19) INDIA
(22) Date of filing of Application :06/05/2014
(21) Application No.3397/CHENP/2014 A
(43) Publication Date : 03/07/2015

(54) Title of the invention : WOOD FIBER ALUMINUM PLASTIC COMPOSITE PROFILE AND PRODUCING METHOD THEREOF

(51) International classification :B32B27/20,B32B27/32,B29C47/06
(31) Priority Document No :201120392316.1
(32) Priority Date :14/10/2011
(33) Name of priority country :China
(86) International Application No :PCT/CN2012/073379
Filing Date :31/03/2012
(87) International Publication No :WO 2013/053218
(61) Patent of Addition to Application Number :NA
Filing Date :NA
(62) Divisional to Application Number :NA
Filing Date :NA

(71)**Name of Applicant :**
1)GAO Hong
Address of Applicant :Room 1 1501 Building No. F2 DongYi Garden No.66 6 XiaoHeYan Road DaDong District ShenYang Liaoning 110043 China
(72)**Name of Inventor :**
1)GAO Hong

(57) Abstract :
Disclosed are a wood fiber aluminum plastic composite profile and a producing method thereof. The profile comprises: an inner core made from minerals plant fibers additive and a type of waste plastic and a protective film layer on the outer surface of the inner core made from a type of plastic identical to that of the inner core. The producing method comprises: adding raw material in weight ratio with main material of 30 55% supplement material of 38 55% filler of 5 30% and additive of 2 6% in a mixer processing into particles and co extruding the inner core and the protective film layer synchronously. The profile produced by the method has good quality long service life high durability and wide application range.

No. of Pages : 24 No. of Claims : 9

(12) PATENT APPLICATION PUBLICATION
(19) INDIA
(22) Date of filing of Application :06/05/2014
(21) Application No.3398/CHENP/2014 A
(43) Publication Date : 03/07/2015

(54) Title of the invention : METHOD FOR MANUFACTURING DYE SENSITIZED SOLAR CELLS AND SOLAR CELLS SO PRODUCED

(51) International classification :H01G9/20
(31) Priority Document No :61/545793
(32) Priority Date :11/10/2011
(33) Name of priority country :U.S.A.
(86) International Application No :PCT/EP2012/056374
Filing Date :05/04/2012
(87) International Publication No :WO 2013/053501
(61) Patent of Addition to Application Number :NA
Filing Date :NA
(62) Divisional to Application Number :NA
Filing Date :NA

(71)**Name of Applicant :**
1)EXEGER SWEDEN AB
Address of Applicant :P.O. Box 8144 S 104 20 Stockholm Sweden
(72)**Name of Inventor :**
1)LINDSTR–M Henrik
2)FILI Giovanni

(57) Abstract :
A dye sensitized solar cell having a porous conductive powder layer which layer is formed by: deposition of a deposit comprising metal hydride particles onto a substrate; heating the deposit in a subsequent heating step in order to decompose the metal hydride particles to metal particles; and sinter said metal particles for forming a porous conductive powder layer.

No. of Pages : 28 No. of Claims : 22

(12) PATENT APPLICATION PUBLICATION
(19) INDIA
(22) Date of filing of Application :08/05/2014
(21) Application No.3493/CHENP/2014 A
(43) Publication Date : 03/07/2015

(54) Title of the invention : MORPHOLINE COMPOUND

(51) International classification :C07D265/30
(31) Priority Document No :2004-261655
(32) Priority Date :08/09/2004
(33) Name of priority country :Japan
(86) International Application No :PCT/JP2005/17002
Filing Date :08/09/2005
(87) International Publication No :WO/2006/028284
(61) Patent of Addition to Application Number :NA
Filing Date :NA
(62) Divisional to Application Number :1421/CHENP/2007
Filed on :08/09/2005

(71)**Name of Applicant :**
1)MITSUBISHI TANABE PHARMA CORPORATION
Address of Applicant :2-6-18, Kitahama, Chuo-ku, Osaka-shi, Osaka 541-8505, Japan.
(72)**Name of Inventor :**
1)TANAKA, Yoshihito
2)TAKEDA, Shuzo
3)HIGASHI, Hidemitsu
4)MATSUURA, Mamoru
5)KOBAYASHI, Fujio
6)HAMADA, Maiko
7)TANAKA, Minoru

(57) Abstract :
The present invention relates to a compound represented by the formula (1) (°)m ° System.Environment.newline/m II Z-YX®,CH2)nN-N) wherein ring A is aryl, or substituted aryl, ring B is divalent heterocyclic group, substituted divalent heterocyclic group, C3_8 cycloalkylene or substituted C3_8 cycloalkylene wherein the divalent heterocyclic group is thienyl, furyl, thiazolyl, 1,3,4- thiadiazolyl, pyridyl, pyridazinyl or pyrazinyl, or a partially hydrogenated ring group thereof, m is an integer of 0 to 2,n is an integer of 1 to 5, X is a bond and the like;Y is a bond and the like; And Z is hydrogen atom and the like ; provided that (2S)-[4-(carboxymethyl)thiazol-2-ylthio]-N-{ [4- (3,4-dichlorobenzyl)morpholin-2-yl]methyl}acetamide is excluded,or a pharmaceutically acceptable salt thereof, or a hydrate or solvate thereof.

No. of Pages : 244 No. of Claims : 25

(12) PATENT APPLICATION PUBLICATION
(19) INDIA
(22) Date of filing of Application :31/01/2013
(21) Application No.813/CHENP/2013 A
(43) Publication Date : 03/07/2015

(54) Title of the invention : FACILITATING SENSING IN COGNITIVE RADIO COMMUNICATIONS

(51) International classification :H04W16/14
(31) Priority Document No :61/374033
(32) Priority Date :16/08/2010
(33) Name of priority country :U.S.A.
(86) International Application No :PCT/US2011/047997
Filing Date :16/08/2011
(87) International Publication No :WO 2012/024344
(61) Patent of Addition to Application Number :NA
Filing Date :NA
(62) Divisional to Application Number :NA
Filing Date :NA

(71)**Name of Applicant :**
1)QUALCOMM Incorporated
Address of Applicant :Attn: International IP Administration 5775 Morehouse Drive San Diego California 92121 U.S.A.
(72)**Name of Inventor :**
1)BARBIERI Alan
2)GAAL Peter
3)MALLADI Durga Prasad
4)WEI Yongbin

(57) Abstract :
Techniques are provided for the suppression of reference signal transmissions to enable sensing in cognitive radio communications. In one example there is provided a method operable by a network entity (e.g. evolved Node B) that may involve communicating with another network entity to determine parameters of a quiet period the parameters comprising at least one of when the quiet period occurs and duration of the quiet period. The method may involve transmitting a reference signal in a first channel exclusively during a first plurality of subframes of a first frame period wherein the first frame period further includes a quiet period during which no signals are transmitted and performing during the quiet period a sensing operation with respect to the first channel.

No. of Pages : 50 No. of Claims : 23

(12) PATENT APPLICATION PUBLICATION
(19) INDIA
(22) Date of filing of Application :22/01/2013
(21) Application No.519/CHENP/2013 A
(43) Publication Date : 03/07/2015

(54) Title of the invention : RANGING CHANNEL STRUCTURES AND METHODS

(51) International classification :H04B7/208,H04B7/01,H04W72/04
(31) Priority Document No :61/223108
(32) Priority Date :06/07/2009
(33) Name of priority country :U.S.A.
(86) International Application No :PCT/CA2010/001034
Filing Date :06/07/2010
(87) International Publication No :WO 2011/003183
(61) Patent of Addition to Application Number :NA
Filing Date :NA
(62) Divisional to Application Number :NA
Filing Date :NA

(71)**Name of Applicant :**
1)APPLE INC.
Address of Applicant :1 Infinite Loop Cupertino CA 95014 U.S.A.
(72)**Name of Inventor :**
1)NOVAK Robert
2)FONG Mo Han

(57) Abstract :
To facilitate ranging between mobile terminals and a base station in a wireless communication network employing orthogonal frequency division multiplexing (OFDM) for uplink data communications a periodic ranging channel for use by a mobile terminal is defined. The channel specifies a plurality N of blocks of sub carrier frequencies of an OFDM frequency band which are non contiguous within the OFDM frequency band. The channel also specifies a time slot within an OFDM subframe which spans one or more OFDM symbol periods. A ranging transmission is periodically sent as a spread signal across the specified N blocks of sub carrier frequencies within the specified time slot. The duration of the ranging transmission may be less than a duration of the OFDM subframe. A notional grid of tiles representing time and frequency resources associated with the subframe may facilitate channel definition. A similar approach may be used to define an initial access channel for initial access transmissions.

No. of Pages : 51 No. of Claims : 20

(12) PATENT APPLICATION PUBLICATION
(21) Application No.6179/CHE/2013 A
(19) INDIA
(22) Date of filing of Application :30/12/2013
(43) Publication Date : 03/07/2015

(54) Title of the invention : METHOD AND SYSTEM FOR HYBRID WIND AND SOLAR FARM

(51) International classification :G06F
(31) Priority Document No :NA
(32) Priority Date :NA
(33) Name of priority country :NA
(86) International Application No :NA
Filing Date :NA
(87) International Publication No : NA
(61) Patent of Addition to Application Number :NA
Filing Date :NA
(62) Divisional to Application Number :NA
Filing Date :NA

(71)**Name of Applicant :**
1)ABB RESEARCH LTD
Address of Applicant :AFFOLTERNSTRASSE 44, CH - 8050, ZURICH Switzerland
(72)**Name of Inventor :**
1)KEDAR KULKARNI
2)SHRIKANT BHAT
3)VASUDEVA M

(57) Abstract :
A method and system or generating an optimal layout for a hybrid wind and solar farm is disclosed. The method steps include receiving resource input data (wind resource data and solar resource data), defining design parameters and stopping criterion; generating an initial design; evaluating the initial design against one or more design metrics; analyzing one or more design constraints; checking against the stopping criterion; updating the design parameters if the stopping criterion is not met; generating a subsequent design using the updated design parameters; repeating steps of evaluating, analyzing, and checking with the subsequent design till the subsequent design meets the stopping criterion; and selecting the subsequent design that meets the stopping criterion as the optimal layout for the wind and solar farm.

No. of Pages : 11 No. of Claims : 10

(12) PATENT APPLICATION PUBLICATION
(19) INDIA
(22) Date of filing of Application :03/01/2013
(21) Application No.91/CHENP/2013 A
(43) Publication Date : 03/07/2015

(54) Title of the invention : DEVICES AND METHODS FOR CUTTING AND EVACUATING TISSUE

(51) International classification :A61B17/32
(31) Priority Document No :61/360429
(32) Priority Date :30/06/2010
(33) Name of priority country :U.S.A.
(86) International Application No :PCT/US2011/042686
Filing Date :30/06/2011
(87) International Publication No :WO/2012/003383
(61) Patent of Addition to Application Number :NA
Filing Date :NA
(62) Divisional to Application Number :NA
Filing Date :NA

(71)**Name of Applicant :**
1)LAURIMED LLC
Address of Applicant :500 Arguello Street Suite 100 Redwood City California 94063 U.S.A.
(72)**Name of Inventor :**
1)DUBOIS Brian R.
2)NIELSEN James T.
3)GORDON Alexander

(57) Abstract :
Various medical devices and methods for cutting and/or evacuating tissue are provided. The devices and methods may utilize a reciprocating mechanism or motor powered by suction from a vacuum source. The medical devices and methods may be used on tissue in various regions of a patient s body and for treating various conditions e.g. for performing a polypectomy or discectomy.

No. of Pages : 100 No. of Claims : 49

(12) PATENT APPLICATION PUBLICATION
(21) Application No.3424/CHENP/2014 A
(19) INDIA
(22) Date of filing of Application :06/05/2014
(43) Publication Date : 03/07/2015

(54) Title of the invention : SYSTEMS AND METHODS FOR INDUCTION CHARGING WITH A CLOSED MAGNETIC LOOP

(51) International classification :H02J7/02,H02J5/00
(31) Priority Document No :61/560135
(32) Priority Date :15/11/2011
(33) Name of priority country :U.S.A.
(86) International Application No :PCT/US2012/063714
Filing Date :06/11/2012
(87) International Publication No :WO 2013/074332
(61) Patent of Addition to Application Number :NA
Filing Date :NA
(62) Divisional to Application Number :NA
Filing Date :NA

(71)**Name of Applicant :**
1)QUALCOMM INCORPORATED
Address of Applicant :Attn: International IP Administration 5775 Morehouse Drive San Diego CA 92121 1714 U.S.A.
(72)**Name of Inventor :**
1)DAVIS Roy Howard

(57) Abstract :
Systems methods and computer program products for induction charging with a closed magnetic loop are described herein. In one aspect an apparatus for wireless power transmission comprises a plurality of coplanar coils each of the plurality of coplanar coils configured to be individually energized and produce a magnetic field. Further the controller is configured to reverse polarity of the magnetic field of at least one of the plurality of coplanar coils based on a measure of coupling between coils and to select at least two of the plurality of coplanar coils for wireless power transmission based on the measure of coupling between coils.

No. of Pages : 59 No. of Claims : 32

(12) PATENT APPLICATION PUBLICATION
(21) Application No.6150/CHE/2013 A
(19) INDIA
(22) Date of filing of Application :30/12/2013
(43) Publication Date : 03/07/2015

(54) Title of the invention : PROCESS FOR THE PREPARATION OF POLYMORPHS OF 5-[4-[4-(5-CYANO-1H-INDOL-3-YL) BUTYL}-1-PIPERAZINYL]-2-BENZOFURAN CARBOXAMIDE HYDROCHLORIDE

(51) International classification	:C07D 307/00
(31) Priority Document No	:NA
(32) Priority Date	:NA
(33) Name of priority country	:NA
(86) International Application No	:NA
Filing Date	:NA
(87) International Publication No	: NA
(61) Patent of Addition to Application Number	:NA
Filing Date	:NA
(62) Divisional to Application Number	:NA
Filing Date	:NA

(71)**Name of Applicant :**
1)MSN LABORATORIES PRIVATE LIMITED
Address of Applicant :FACTORY: SY.NO.317 & 323, RUDRARAM (VIL), PATANCHERU (MDL), MEDAK (DIST) - 502 329 Andhra Pradesh India
(72)**Name of Inventor :**
1)SRINIVASAN THIRUMALAI RAJAN
2)SAJJA ESWARAIAH
3)GOGULAPATI VENKATA PANAKALA RAO

(57) Abstract :
The present invention provides a process for the preparation of form-XVI of 5-[4-[4-(5-cyano-1 H-indol-3-yl)butyl]-1 -piperazinyl]-2-benzofuran carboxamide hydrochloride compound of formula-1 represented by the following structural formula. Formula-1

No. of Pages : 23 No. of Claims : 10

(12) PATENT APPLICATION PUBLICATION
(21) Application No.6152/CHE/2013 A
(19) INDIA
(22) Date of filing of Application :30/12/2013
(43) Publication Date : 03/07/2015

(54) Title of the invention : MOISTURE-RESISTANT PHOSPHOR COMPOSITIONS AND ASSOCIATE METHODS

(51) International classification :C07D
(31) Priority Document No :NA
(32) Priority Date :NA
(33) Name of priority country :NA
(86) International Application No :NA
Filing Date :NA
(87) International Publication No : NA
(61) Patent of Addition to Application Number :NA
Filing Date :NA
(62) Divisional to Application Number :NA
Filing Date :NA

(71)**Name of Applicant :**
1)GENERAL ELECTRIC COMPANY
Address of Applicant :1 RIVER ROAD, SCHENECTADY, NEW YORK 12345 U.S.A.
(72)**Name of Inventor :**
1)HANUMANTHA, RAVIKUMAR
2)NAMMALWAR, PRASANTH KUMAR
3)SETLUR, ANANT ACHYUT
4)LYOUS, ROBERT JOSEPH
5)MURPHY, JAMES EDWARD
6)GARCIA, FLORENCIO

(57) Abstract :
A phosphor composition is derived from combining K2SiF6:Mn4+ in solid form with a saturated solution of a manganese-free complex fluoride including a composition of formula I:A3[MF6], where A is selected from Na, K, Rb, and combinations thereof; and M is selected from Al, Ga, In, Sc, Y, Gd, and combinations thereof. The composition of formula I:A3[MF6] has a water solubility lower than a water solubility of K2SiF6. A lighting apparatus including the phosphor composition is also provided.

No. of Pages : 23 No. of Claims : 20

(12) PATENT APPLICATION PUBLICATION
(21) Application No.812/CHENP/2013 A
(19) INDIA
(22) Date of filing of Application :31/01/2013
(43) Publication Date : 03/07/2015

(54) Title of the invention : ENFORCING CONSTANT MODULUS AND FINITE ALPHABET PROPERTIES IN ADAPTIVE AND DUAL STAGE CODEBOOKS

(51) International classification :H04B7/04,H04B7/06
(31) Priority Document No :61/374100
(32) Priority Date :16/08/2010
(33) Name of priority country :U.S.A.
(86) International Application No :PCT/US2011/047972
Filing Date :16/08/2011
(87) International Publication No :WO 2012/024326
(61) Patent of Addition to Application Number :NA
Filing Date :NA
(62) Divisional to Application Number :NA
Filing Date :NA

(71)**Name of Applicant :**
1)QUALCOMM INCORPORATED
Address of Applicant :5775 Morehouse Drive San Diego California 92121 U.S.A.
(72)**Name of Inventor :**
1)GEIRHOFER Stefan
2)GAAL Peter
3)MONTOJO Juan

(57) Abstract :
Methods and apparatus for enforcing codebook properties (e.g. constant modulus and/or finite alphabet) in adaptive and dual stage codebooks are described. One example method generally includes receiving multiple feedback aspects of a channel for wireless communications determining multiple codewords based on the multiple feedback aspects determining a final precoding matrix based on the multiple codewords enforcing at least one codebook property in at least one of the multiple codewords or the final precoding matrix applying the final precoding matrix to a plurality of spatial streams to form precoded spatial streams and transmitting the precoded spatial streams. For certain aspects enforcing the at least one codebook property includes quantizing elements in each of the multiple codewords and/or the final precoding matrix to the nearest value in a finite alphabet or to increase a performance metric.

No. of Pages : 36 No. of Claims : 60

(12) PATENT APPLICATION PUBLICATION
(19) INDIA
(22) Date of filing of Application :16/05/2014
(21) Application No.3686/CHENP/2014 A
(43) Publication Date : 03/07/2015

(54) Title of the invention : PSA CONTAINING OLEFIN BLOCK COPOLYMERS AND STYRENE BLOCK COPOLYMER

(51) International classification :C09J153/00,C09J153/02,C09J7/02
(31) Priority Document No :10 2011 086 845.3
(32) Priority Date :22/11/2011
(33) Name of priority country :Germany
(86) International Application No :PCT/EP2012/073293
Filing Date :22/11/2012
(87) International Publication No :WO 2013/076175
(61) Patent of Addition to Application Number :NA
Filing Date :NA
(62) Divisional to Application Number :NA
Filing Date :NA

(71)**Name of Applicant :**
1)HENKEL AG & CO. KGAA
Address of Applicant :Henkelstr. 67 40589 D¼sseldorf Germany
(72)**Name of Inventor :**
1)PRKNER Eckhard
2)SEILER Annie

(57) Abstract :
The invention relates to a storage stable hot melt adhesive containing 15 to 70 wt% of a mixture of at least one copolymer based on ethylene and/or propylene and at least one C4 to C20 a olefin which can be obtained as a block copolymer by metallocene catalyzed polymerization and at least one styrene block copolymer 10 to 70 wt% of at least one tackifying resin and 0 to 40 wt% of additional additives wherein the sum of the % shares should equal 100% and the tackifying resin is completely or partially a soft resin.

No. of Pages : 15 No. of Claims : 10

(12) PATENT APPLICATION PUBLICATION
(19) INDIA
(22) Date of filing of Application :16/01/2013
(21) Application No.389/CHENP/2013 A
(43) Publication Date : 03/07/2015

(54) Title of the invention : AXLE ASSEMBLY WITH TORQUE DISTRIBUTION DRIVE MECHANISM

(51) International classification :F16H48/30
(31) Priority Document No :61/364072
(32) Priority Date :14/07/2010
(33) Name of priority country :U.S.A.
(86) International Application No :PCT/IB2011/001637
Filing Date :14/07/2011
(87) International Publication No :WO 2012/007829
(61) Patent of Addition to Application Number :NA
Filing Date :NA
(62) Divisional to Application Number :NA
Filing Date :NA

(71)**Name of Applicant :**
1)E AAM DRIVELINE SYSTEMS AB
Address of Applicant :Nohabgatan 18 A 461 53 Trollhattan Sweden
(72)**Name of Inventor :**
1)STEN Erik

(57) Abstract :
An axle assembly (10) with an input member (86) a first planetary gear set (40) a differential assembly (36) and a second planetary gear set (42). The first planetary gear set has a first transmission input that is driven by the input member. The differential assembly has a differential carrier (83) and first (16) and second (18) differential output members received in the differential carrier. The second planetary gear set has a planet carrier (84) coupled to the differential carrier for common rotation. A sun gear (50) of the first planetary gear set is non rotatably coupled to a sun gear (70) of the second planetary gear set.

No. of Pages : 36 No. of Claims : 26

(12) PATENT APPLICATION PUBLICATION
(21) Application No.6212/CHE/2013 A
(19) INDIA
(22) Date of filing of Application :30/12/2013
(43) Publication Date : 03/07/2015

(54) Title of the invention : METHOD AND SYSTEM FOR ROUTING IN WIRELESS SENSOR NETWORK

(51) International classification :H04L
(31) Priority Document No :NA
(32) Priority Date :NA
(33) Name of priority country :NA
(86) International Application No :NA
Filing Date :NA
(87) International Publication No : NA
(61) Patent of Addition to Application Number :NA
Filing Date :NA
(62) Divisional to Application Number :NA
Filing Date :NA

(71)**Name of Applicant :**
1)Siddaganga Institute of Technology, An Institution of Sree Siddaganga Education Society
Address of Applicant :B.H Road, Tumkur - 572 103, Karnataka, India.
(72)**Name of Inventor :**
1)Thejaswini. S.
2)Apoorva S
3)Asharani V
4)Namitha G O
5)Shwetha K K

(57) Abstract :
A trust based sensor network with a geographic routing algorithm enables a co-operative network for making packet forwarding achieved with higher confidence of successful delivery from source to destination. It includes a technique to deliver a message to a node in a network over multiple hops by means of position information. In this system, a trust relationship between neighbouring nodes can be developed. Thus, a trust-based communication path can be set up. The source broadcasts a request to all nodes in its coverage area. The nodes that know the destination™s identity will reply to the source node with their position. The source node selects and forwards packet to the trusted node which has knowledge of the neighbours™ location, each node can select the next hop neighbour that is closer to the destination and trustworthy, thus advance towards the destination in each step enabling successful delivery of packets.

No. of Pages : 16 No. of Claims : 6

(12) PATENT APPLICATION PUBLICATION
(21) Application No.685/CHENP/2013 A
(19) INDIA
(22) Date of filing of Application :28/01/2013
(43) Publication Date : 03/07/2015

(54) Title of the invention : METHOD TERMINAL AND COMMUNICATION SYSTEM FOR ACTIVATING COMPRESSED MODE

(51) International classification :H04W36/24
(31) Priority Document No :201010226280.X
(32) Priority Date :06/07/2010
(33) Name of priority country :China
(86) International Application No :PCT/CN2011/072754
Filing Date :13/04/2011
(87) International Publication No :WO 2012/003730
(61) Patent of Addition to Application Number :NA
Filing Date :NA
(62) Divisional to Application Number :NA
Filing Date :NA

(71)**Name of Applicant :**
1)ZTE CORPORATION
Address of Applicant :ZTE Plaza Keji Road South Hi Tech Industrial Park Nanshan District Shenzhen Guangdong 518057 China
(72)**Name of Inventor :**
1)CHENG Xiang

(57) Abstract :
A method terminal and communication system for activating compressed mode are disclosed wherein the method includes: a terminal receiving from a radio network controller information of target cells to measure; the terminal according to the information of target cells to measure determining transmission gap pattern sequences; the terminal according to the determined transmission gap pattern sequences activating compressed mode and performing measurements to the target cells. With the present invention the problem that compressed mode can not be activated in the case of load balancing mechanism or traffic bearing feature mechanism is solved and the Quality of Service (QoS) of the terminal as well as the performance of the system are enhanced.

No. of Pages : 51 No. of Claims : 15

(12) PATENT APPLICATION PUBLICATION
(19) INDIA
(22) Date of filing of Application :03/01/2013
(21) Application No.89/CHENP/2013 A
(43) Publication Date : 03/07/2015

(54) Title of the invention : LACTOFERRIN SEQUENCES COMPOSITIONS AND METHODS OF CORNEAL WOUND TREATMENT

(51) International classification :A61K38/40,A61P27/02
(31) Priority Document No :2010902932
(32) Priority Date :01/07/2010
(33) Name of priority country :Australia
(86) International Application No :PCT/AU2011/000826
Filing Date :01/07/2011
(87) International Publication No :WO 2012/000054
(61) Patent of Addition to Application Number :NA
Filing Date :NA
(62) Divisional to Application Number :NA
Filing Date :NA

(71)**Name of Applicant :**
1)BRIEN HOLDEN VISION INSTITUTE
Address of Applicant :Level 4 Rupert Myers Building Barker Street University of New South Wales Sydney New South Wales 2052 Australia
(72)**Name of Inventor :**
1)ASHBY Benjamin David
2)GARRETT Qian
3)WILLCOX Mark

(57) Abstract :
The present invention relates to pharmaceutical compositions containing lactoferrin or fragments of it and their use in the treatment of wounds particularly corneal wounds. The present invention also provides a pharmaceutical composition comprising an effective amount of a polypeptide or peptidomimetic consisting essentially of the C lobe of lactoferrin or functionally active fragments or variants thereof.

No. of Pages : 50 No. of Claims : 14

(12) PATENT APPLICATION PUBLICATION
(19) INDIA
(22) Date of filing of Application :22/01/2013
(21) Application No.515/CHENP/2013 A
(43) Publication Date : 03/07/2015

(54) Title of the invention : METRONIDAZOLE ESTERS FOR TREATING ROSACEA

(51) International classification :C07D233/94,A61K31/4164,A61P17/00
(31) Priority Document No :1055241
(32) Priority Date :29/06/2010
(33) Name of priority country :France
(86) International Application No :PCT/EP2011/060923
Filing Date :29/06/2011
(87) International Publication No :WO 2012/001053
(61) Patent of Addition to Application Number :NA
Filing Date :NA
(62) Divisional to Application Number :NA
Filing Date :NA

(71)**Name of Applicant :**
1)GALDERMA RESEARCH & DEVELOPMENT
Address of Applicant :2400 route des Colles Les Templiers F 06410 Biot France
(72)**Name of Inventor :**
1)BOITEAU Jean Guy
2)LINGET Jean Michel

(57) Abstract :
The present invention relates to a compound chosen from the compound of formula (I) below: enantiomers thereof and pharmaceutically acceptable salts thereof and also to the uses thereof.

No. of Pages : 19 No. of Claims : 11

(12) PATENT APPLICATION PUBLICATION
(21) Application No.425/CHENP/2013 A
(19) INDIA
(22) Date of filing of Application :17/01/2013
(43) Publication Date : 03/07/2015

(54) Title of the invention : METHOD FOR DRIVING AN INVERTER

(51) International classification :H02M7/48
(31) Priority Document No :2010160821
(32) Priority Date :15/07/2010
(33) Name of priority country :Japan
(86) International Application No :PCT/JP2011/066233
Filing Date :15/07/2011
(87) International Publication No :WO 2012/008575
(61) Patent of Addition to Application Number :NA
Filing Date :NA
(62) Divisional to Application Number :NA
Filing Date :NA

(71)**Name of Applicant :**
1)IDE Osamu
Address of Applicant :Mitaasahi Building 601 4 21 Mita 3 chome Minato ku Tokyo 1080073 Japan
(72)**Name of Inventor :**
1)IDE Osamu

(57) Abstract :
Disclosed is a highly efficient method for driving an inverter. In said method very narrow pulses at shortened intervals are used to drive the primary side of a transformer thereby making it possible to increase the output voltage from the secondary side of the transformer several fold via transient phenomena while keeping the input power supply voltage constant.

No. of Pages : 24 No. of Claims : 5

(12) PATENT APPLICATION PUBLICATION
(19) INDIA
(22) Date of filing of Application :28/01/2013
(21) Application No.691/CHENP/2013 A
(43) Publication Date : 03/07/2015

(54) Title of the invention : APPARATUS AND METHODS FOR INTER USER EQUIPMENT TRANSFERS

(51) International classification :H04W36/00
(31) Priority Document No :61/373731
(32) Priority Date :13/08/2010
(33) Name of priority country :U.S.A.
(86) International Application No :PCT/US2011/047684
Filing Date :12/08/2011
(87) International Publication No :WO 2012/021870
(61) Patent of Addition to Application Number :NA
Filing Date :NA
(62) Divisional to Application Number :NA
Filing Date :NA

(71)**Name of Applicant :**
1)QUALCOMM Incorporated
Address of Applicant :Attn: International IP Administration 5775 Morehouse Drive San Diego California 92121 U.S.A.
(72)**Name of Inventor :**
1)ATARIUS Roozbeh

(57) Abstract :
A method for identifying an incoming request for an inter user equipment (UE) transfer. The method may include but is not limited to any one or combination of receiving an indicator for an inter UE transfer (IUT) request from a subscription for which a first media and a second media communication session between a first UE and a second UE has been established the IUT request associated with a third UE using at least one of XML and a media feature tag within a portion of a message request; and routing the IUT request to a service centralization and continuity application server.

No. of Pages : 29 No. of Claims : 43

(12) PATENT APPLICATION PUBLICATION
(19) INDIA
(22) Date of filing of Application :04/01/2013
(21) Application No.97/CHENP/2013 A
(43) Publication Date : 03/07/2015

(54) Title of the invention : QUAD BREAK MODULAR CIRCUIT BREAKER INTERRUPTER

(51) International classification :H01H9/40,H01H71/10,H01H1/20
(31) Priority Document No :12/827689
(32) Priority Date :30/06/2010
(33) Name of priority country :U.S.A.
(86) International Application No :PCT/US2011/042263
Filing Date :29/06/2011
(87) International Publication No :WO 2012/003193
(61) Patent of Addition to Application Number :NA
Filing Date :NA
(62) Divisional to Application Number :NA
Filing Date :NA

(71)**Name of Applicant :**
1)SCHNEIDER ELECTRIC USA INC.
Address of Applicant :1415 S. Roselle Road Palatine Illinois 60067 U.S.A.
(72)**Name of Inventor :**
1)FAIK Salaheddine

(57) Abstract :
An interrupter includes at least four pairs of contacts (127 a d). Each pair of contacts includes a stationary contact (128 a d) positioned to abut a corresponding moveable contact (129 a d). The moveable contacts are coupled to a rotating member (122). The rotating member (122) is coupled to a driving member (130) via a biasing member (135a 135b). The driving member (130) is rotated causing all four pairs of contacts (127 a d) to separate and open a circuit quickly.

No. of Pages : 20 No. of Claims : 20

(12) PATENT APPLICATION PUBLICATION
(19) INDIA
(22) Date of filing of Application :19/05/2014
(21) Application No.3766/CHENP/2014 A
(43) Publication Date : 03/07/2015

(54) Title of the invention : SYSTEM AND METHOD FOR MANAGING INDUSTRIAL PROCESSES

(51) International classification :G06F15/16
(31) Priority Document No :61/550795
(32) Priority Date :24/10/2011
(33) Name of priority country :U.S.A.
(86) International Application No :PCT/US2011/068135
Filing Date :30/12/2011
(87) International Publication No :WO 2013/062604
(61) Patent of Addition to Application Number :NA
Filing Date :NA
(62) Divisional to Application Number :NA
Filing Date :NA

(71)**Name of Applicant :**
1)SCHNEIDER ELECTRIC INDUSTRIES SAS
Address of Applicant :35 rue Joseph Monier F 92500 Rueil Malmaison France
(72)**Name of Inventor :**
1)LE SANT Aurelien
2)WILKINS Christopher Carey
3)CROWLEY Michael

(57) Abstract :
According to at least one embodiment a system for discovering configuring and monitoring automatic control devices is provided. The system includes a mobile computing device that implements a control device interface. The control device interface provides a discovery request to at least one automatic control device in data communication with a network the discovery request being encoded according to a first protocol; provides a request for identification to the at least one automatic control device the request for identification being encoded according to a second protocol; and identifies the at least one automatic control device as an automatic control device based on the response to the request for identification. In this embodiment the second protocol is an industrial protocol.

No. of Pages : 33 No. of Claims : 20

(12) PATENT APPLICATION PUBLICATION
(21) Application No.3871/CHENP/2014 A
(19) INDIA
(22) Date of filing of Application :22/05/2014
(43) Publication Date : 03/07/2015

(54) Title of the invention : DEVICE AND METHOD OF IMPROVING THE PERCEPTUAL LUMINANCE NONLINEARITY BASED IMAGE DATA EXCHANGE ACROSS DIFFERENT DISPLAY CAPABILITIES

(51) International classification :G06F3/14,G09G5/00,G06T5/00
(31) Priority Document No :61/567579
(32) Priority Date :06/12/2011
(33) Name of priority country :U.S.A.
(86) International Application No :PCT/US2012/068212
Filing Date :06/12/2012
(87) International Publication No :WO 2013/086169
(61) Patent of Addition to Application Number :NA
Filing Date :NA
(62) Divisional to Application Number :NA
Filing Date :NA

(71)**Name of Applicant :**
1)DOLBY LABORATORIES LICENSING CORPORATION
Address of Applicant :100 Potrero Avenue San Francisco California 94103 4813 U.S.A.
(72)**Name of Inventor :**
1)MILLER Jon Scott
2)DALY Scott
3)NEZAMABADI Mahdi
4)ATKINS Robin

(57) Abstract :
A handheld imaging device has a data receiver that is configured to receive reference encoded image data. The data includes reference code values which are encoded by an external coding system. The reference code values represent reference gray levels which are being selected using a reference grayscale display function that is based on perceptual non linearity of human vision adapted at different light levels to spatial frequencies. The imaging device also has a data converter that is configured to access a code mapping between the reference code values and device specific code values of the imaging device. The device specific code values are configured to produce gray levels that are specific to the imaging device. Based on the code mapping the data converter is configured to transcode the reference encoded image data into device specific image data which is encoded with the device specific code values.

No. of Pages : 80 No. of Claims : 11

(12) PATENT APPLICATION PUBLICATION
(19) INDIA
(22) Date of filing of Application :04/01/2013
(21) Application No.94/CHENP/2013 A
(43) Publication Date : 03/07/2015

(54) Title of the invention : MICROBICIDAL FILTER AND FILTER CARTRIDGE INCORPORATING SUCH A FILTER

(51) International classification :B01D46/00,B01D46/52
(31) Priority Document No :10/55651
(32) Priority Date :12/07/2010
(33) Name of priority country :France
(86) International Application No :PCT/EP2011/061715
Filing Date :11/07/2011
(87) International Publication No :WO 2012/007408
(61) Patent of Addition to Application Number :NA
Filing Date :NA
(62) Divisional to Application Number :NA
Filing Date :NA

(71)**Name of Applicant :**
1)LINDUSTRIELLE DU PONANT
Address of Applicant :ZI de Saint Eloi F 29800 Plouedern France
(72)**Name of Inventor :**
1)KADDOUR Stphane

(57) Abstract :
The present invention relates to a microbicidal filter (100) for treating air including in the flow direction (A) of the airstream capable of passing therethrough a filtration layer a HEPA filter. According to the invention the filtration layer (110) contains a bactericidal and/or fungicidal agent and the HEPA filter (130) is pleated while being applied against a second pleated filtration layer (150) that is arranged downstream such as to avoid the pleats thereof from contacting one another. The conjunction of the effect of the impregnated layer and the HEPA filter enables the inhibition or the killing upon contact of all the living particles that penetrate into the microbicidal filter. The HEPA filter is held in stable application in the pleated shape thereof against the second filtration layer such that filtering performance deteriorates only gradually.

No. of Pages : 13 No. of Claims : 8

(12) PATENT APPLICATION PUBLICATION
(21) Application No.3437/CHENP/2014 A
(19) INDIA
(22) Date of filing of Application :07/05/2014
(43) Publication Date : 03/07/2015

(54) Title of the invention : DRIVE DEVICE FOR A POWER CONVERSION DEVICE AND DRIVE METHOD FOR A POWER CONVERSION DEVICE

(51) International classification :H02M1/08
(31) Priority Document No :NA
(32) Priority Date :NA
(33) Name of priority country :NA
(86) International Application No :PCT/JP2011/075320
Filing Date :02/11/2011
(87) International Publication No :WO 2013/065150
(61) Patent of Addition to Application Number :NA
Filing Date :NA
(62) Divisional to Application Number :NA
Filing Date :NA

(71)**Name of Applicant :**
1)Mitsubishi Electric Corporation
Address of Applicant :7 3 Marunouchi 2 chome Chiyoda ku Tokyo 1008310 Japan
(72)**Name of Inventor :**
1)SHINOMOTO Yosuke
2)YAMADA Michio
3)HATAKEYAMA Kazunori
4)SHIMOMUGI Takuya

(57) Abstract :
A drive device (15) that drives a power conversion device (9) having a switching element (3) that is formed by a wide band semiconductor comprises: a PWM signal output section (11) that generates a drive signal that performs PWM drive of the switching element (3); an ON speed reduction section (13) that reduces the rate of change of the drive signal when the switching element (3) is changed from OFF to ON; and an OFF speed improvement section (14) that recovers charge from the switching element (3) at high speed and with load recovery capability that is higher than during change from OFF to ON when the switching element (3) is changed from ON to OFF.

No. of Pages : 29 No. of Claims : 9

(12) PATENT APPLICATION PUBLICATION
(19) INDIA
(22) Date of filing of Application :07/05/2014
(21) Application No.3439/CHENP/2014 A
(43) Publication Date : 03/07/2015

(54) Title of the invention : METHOD OF USING A STERILIZATION WRAP SYSTEM

(51) International classification :A61L2/26,A61B19/02,B32B5/22
(31) Priority Document No :61/557215
(32) Priority Date :08/11/2011
(33) Name of priority country :U.S.A.
(86) International Application No :PCT/IB2012/056163
Filing Date :05/11/2012
(87) International Publication No :WO 2013/068907
(61) Patent of Addition to Application Number :NA
Filing Date :NA
(62) Divisional to Application Number :NA
Filing Date :NA

(71)**Name of Applicant :**
1)KIMBERLY CLARK WORLDWIDE INC.
Address of Applicant :Neenah Wisconsin 54956 U.S.A.
(72)**Name of Inventor :**
1)FARMER Jeffrey James
2)HOLT Kelly L.
3)ANDERSON Ronald K.
4)GAYNOR Melissa R.
5)SCHWARZ Corinna

(57) Abstract :
A method of using a sterilization wrap system including a permeable material having barrier properties and having a first surface and a second opposing surface the exterior panel being substantially opaque or having a first level of translucence and an interior panel including a permeable material having barrier properties and having a first surface and a second opposing surface the interior panel having a level of translucence that is higher than the translucence of the exterior panel the panels being joined together over at least a portion of their surfaces. Also disclosed is inspection of the sterilization wrap system for exterior panel breaches by looking for light passing through a panel facing the viewer.

No. of Pages : 45 No. of Claims : 20

(12) PATENT APPLICATION PUBLICATION
(19) INDIA
(22) Date of filing of Application :15/05/2014
(21) Application No.3639/CHENP/2014 A
(43) Publication Date : 03/07/2015

(54) Title of the invention : AIRBAG CONNECTOR SYSTEM

(51) International classification :H01R13/627
(31) Priority Document No :PCT/IB2011/002906
(32) Priority Date :20/10/2011
(33) Name of priority country :Argentina
(86) International Application No :PCT/EP2012/070093
Filing Date :10/10/2012
(87) International Publication No :WO 2013/057029
(61) Patent of Addition to Application Number :NA
Filing Date :NA
(62) Divisional to Application Number :NA
Filing Date :NA

(71)**Name of Applicant :**
1)DELPHI INTERNATIONAL OPERATIONS LUXEMBOURG S..R.L.
Address of Applicant :Avenue de Luxembourg L 4940 Bascharage Luxembourg
(72)**Name of Inventor :**
1)GUNREBEN Michael
2)REGNIER Vincent
3)SCHMIDT Thomas

(57) Abstract :
The present invention provides an airbag connector system comprising an airbag squib connector (100) adapted to be mated with a corresponding airbag squib socket whereby the airbag squib connector (100) comprises a connector housing (101) with a connection tube (103)· The connection tube (1103) is provided with at least one reversed locking arm (105) adapted to lock the airbag squib connector (100) to the airbag squib socket whereby the reversed locking arm (105) extends from a flexible torsion element (106) provided at an insertion sided end (102; 102 ; 102) of the connection tube (103) in a direction essentially opposing the insertion direction of the airbag squib connector (100) into the socket (400). Thereby the flexible torsion element (106) is adapted to deform and thereby enable a deflection of the reversed locking arm (105) upon insertion of the airbag squib connector (100) into the airbag squib socket.

No. of Pages : 28 No. of Claims : 22

(12) PATENT APPLICATION PUBLICATION
(21) Application No.6085/CHE/2013 A
(19) INDIA
(22) Date of filing of Application :26/12/2013
(43) Publication Date : 03/07/2015

(54) Title of the invention : METHODS, SYSTEMS AND COMPUTER-READABLE MEDIA FOR COMPONENTIZING A BUSINESS REQUIREMENT

(51) International classification :G06C
(31) Priority Document No :NA
(32) Priority Date :NA
(33) Name of priority country :NA
(86) International Application No :NA
Filing Date :NA
(87) International Publication No : NA
(61) Patent of Addition to Application Number :NA
Filing Date :NA
(62) Divisional to Application Number :NA
Filing Date :NA

(71)**Name of Applicant :**
1)INFORYS LIMITED
Address of Applicant :IP CELL, PLOT NO.44, ELECTRONIC CITY, HOSUR ROAD, BANGALORE - 560 100 Karnataka India
(72)**Name of Inventor :**
1)VENKATESH S.G.
2)PRASAD C.
3)JASDEEP SINGH KALER
4)MUKUNDAD
5)ANSHUL JAIN
6)PRABURAM SELVARAJ

(57) Abstract :
The present invention provides a method and system for componentizing a business requirement. The business requirement can be qualified for the componentizing based on a predefined set of criteria. The one or more business object can be identified for the qualified requirement based on a set of rules. The one or more business object can be designed and certified for application usage.

No. of Pages : 16 No. of Claims : 11

(12) PATENT APPLICATION PUBLICATION
(21) Application No.6086/CHE/2013 A
(19) INDIA
(22) Date of filing of Application :26/12/2013
(43) Publication Date : 03/07/2015

(54) Title of the invention : SYSTEMS AND METHODS FOR EXTRACTING CROSS LANGUAGE DEPENDENCIES AND ESTIMATING CODE CHANGE IMPACT IN SOFTWARE

(51) International classification :G06f
(31) Priority Document No :NA
(32) Priority Date :NA
(33) Name of priority country :NA
(86) International Application No :NA
Filing Date :NA
(87) International Publication No : NA
(61) Patent of Addition to Application Number :NA
Filing Date :NA
(62) Divisional to Application Number :NA
Filing Date :NA

(71)**Name of Applicant :**
1)INFOSYS LIMITED
Address of Applicant :IP CELL, PLOT NO.44, ELECTRONIC CITY, HOSUR ROAD, BANGALORE - 560 100 Karnataka India
(72)**Name of Inventor :**
1)PRASHANT P. PAWAR
2)NEERAJ JOSHI
3)SAMEER GOVIND JOSHI

(57) Abstract :
A method system and computer readable medium for a method of identifying assets in an asset store, said method comprising, receiving an input representing a predetermined requirement, generating semantic based segments of the predetermined requirement, from the received input, mapping at least one parameter for each of the assets in the asset store with the generated segments, the parameter being one of metadata, supporting documents and source code, identifying at least one asset in the asset store based on the mapping, the asset being relevant to the predetermined requirement and providing as output the identified asset.

No. of Pages : 26 No. of Claims : 17

(12) PATENT APPLICATION PUBLICATION
(19) INDIA
(22) Date of filing of Application :29/01/2013
(21) Application No.725/CHENP/2013 A
(43) Publication Date : 03/07/2015

(54) Title of the invention : SYSTEM AND METHOD FOR JOINT VOICE AND DATA TRANSMISSION

(51) International classification :H04M11/06,H04L27/18,H04W52/44
(31) Priority Document No :12/848720
(32) Priority Date :02/08/2010
(33) Name of priority country :U.S.A.
(86) International Application No :PCT/CA2010/001307
Filing Date :31/08/2010
(87) International Publication No :WO 2012/016318
(61) Patent of Addition to Application Number :NA
Filing Date :NA
(62) Divisional to Application Number :NA
Filing Date :NA

(71)**Name of Applicant :**
1)RESEARCH IN MOTION LIMITED
Address of Applicant :295 Phillip Street Waterloo Ontario N2L 3W8 Canada
(72)**Name of Inventor :**
1)SNOW Christopher Harris
2)ARORA Dinesh Kumar
3)ABDEL SAMAD Ayman Ahmed
4)ALMALKI Nazih
5)TANER AIi Haldun

(57) Abstract :
A method for multiplexing voice and data communication using a communications network is presented. In the method at least one voice bit from a voice bit stream is retrieved and at least one data bit from at least one data bit stream is retrieved. When the voice bit stream is not in a discontinuous transmission (DTX) period the at least one voice bit and the at least one data bit are used to generate a modulated symbol. The method includes transmitting the modulated symbol using the communications network.

No. of Pages : 36 No. of Claims : 23

AMENDMENT UNDER SEC.57, KOLKATA

(1)

In pursuance of leave granted under Section 57 of the Patents Act, 1970 the name of the Patentee in respect of Patent No. 230327 (1944/KOLNP/2004) has been amended as follows:

STAEDTLER & UHL KG
to
STAEDTLER + UHL KG

(2)

In pursuance of leave granted under Section 57 of the Patents Act, 1970 the name of the Patentee in respect of Patent No. 242155 (1074/KOLNP/2004) has been amended as follows:

STAEDTLER & UHL KG
to
STAEDTLER + UHL KG

(3)

An application for change in address for service from M/S L. S. DAVAR & CO., KOLKATA to Ms. Samita Kapoor, Abu-Ghazaleh Intellectual Property TMP Agents India Pvt. Ltd., 3rd Floor, HL Arcade, Above Axis Bank, Plot No. 14, Sec. V (MLU), Dwarka, New Delhi – 110075 in respect of Patent No. 223787 (1464/KOLNP/2005) was filed. Any person interested may at any time within three months from the date of this publication give notice on Form-14, if any, to the Controller of Patents, at the appropriate office.

(4)

An application for change in address for service from S. Mukherjee C/o D.P. Ahuja & Co., 53 Syed Amir Ali Avenue, Calcutta 700 019, West Bengal, India to Singh & Associates, N-30 Malviya Nagar, New Delhi - 110017 in respect of Patent No. 247919 (480/kolnp/2006) was filed. Any person interested may at any time within three months from the date of this publication give notice on Form-14, if any, to the Controller of Patents, at the appropriate office.

(5)

An application for change in address for service from D.P. Ahuja & Co., 53 Syed Amir Ali Avenue, Calcutta 700 019, West Bengal, India to Singh & Associates, N-30 Malviya Nagar, New Delhi - 110017 in respect of Patent No. 235604 (114/kolnp/2006) was filed. Any person interested may at any time within three months from the date of this publication give notice on Form-14, if any, to the Controller of Patents, at the appropriate office.

Publication Under Section 43(2) in Respect of the Grant

Following Patents have been granted and any person interested in opposing these patents under Section 25(2) may at any time within one year from the date of this issue, give notice to the Controller of Patents at the appropriate office, on the prescribed form-7 along with written statement and evidence, if any.

Serial Number	Patent Number	Application Number	Date of Application	Date of Priority	Title of Invention	Name of Patentee	Date of Publication of Abstract u/s 11(A)	Appropriate Office
1	267065	2353/DEL/2004	24/11/2004		ROAD PLATE COMPRESSOR POWER PROJECT	SAJJAD ALI KHAN,SAJJID ALI KHAN	20/02/2009	DELHI
2	267069	667/DEL/2004	02/04/2004	24/04/2003	COMBINATION LAMP	HONDA MOTOR CO., LTD	16/06/2006	DELHI
3	267072	IN/PCT/2002/01118/DEL	02/05/2001	03/05/2000	PROCESS FOR PRODUCING CALCIUM NITRATE GRANULES	OMNIA FERTILIZER LIMITED	26/09/2008	DELHI
4	267076	178/DEL/2008	22/01/2008 14:56:15	24/01/2007	AIR BAG SYSTEM	TOYODA GOSEI CO. LTD.	12/09/2008	DELHI
5	267078	2901/DELNP/2007	20/10/2005	25/10/2004	CAPSULE WITH SEALING MEANS.	NESTEC S.A.	17/08/2007	DELHI
6	267082	1824/DELNP/2003	22/05/2002	22/05/2001	A TUNDISH IMPACT PAD FOR USE IN CONTINUOUS CASTING	VESUVIUS CRUCIBLE COMPANY	16/12/2005	DELHI
7	267084	571/DEL/2005	16/03/2005	30/04/2004	RATCHET ASSEMBLY DEVICE FOR FITTING A BACK COVER AND/OR A BEZEL ONTO A WATCH CASE MIDDLE	ROLEX S.A.	10/11/2006	DELHI
8	267096	877/DELNP/2004	22/10/2002	27/11/2001	INTAGLIO PRINTING MACHINE.	KBA-NOTASYS SA	11/12/2009	DELHI
9	267103	1692/DEL/2004	08/09/2004	24/09/2003	HYDRAULIC VALVE ARRANGEMENT	DANFOSS POWER SOLUTIONS APS	18/08/2006	DELHI
10	267104	1242/DEL/2007	08/06/2007 16:55:51		A SEAL FORMING A PIPE OR TUBE PENETRATION OR TRANSITION	ROXTEC AB	16/01/2009	DELHI
11	267109	6401/DELNP/2006	09/01/2001	20/04/2000	REVERSE MOLDED DOOR SKIN	MASONITE CORPORATION,	31/08/2007	DELHI
12	267110	1761/DEL/2004	17/09/2004		A MOBILE TEA SHOOT PRECONDITIONING DEVICE FOR WITHERING DURING BLACK TEA MANUFACTURE	COUNCIL OF SCIENTIFIC AND INDUSTRIAL RESEARCH	19/06/2009	DELHI
13	267113	2782/DELNP/2008	29/09/2006	13/10/2005	PROCESS FOR PREPARING A POLYISOCYANURATE POLYURETHANE MATERIAL	HUNTSMAN INTERNATIONAL LLC.	15/08/2008	DELHI
14	267114	7412/DELNP/2007	10/04/2006	13/04/2005	MULTI-SPINDLE HEAD EXCHANGEABLE MACHINE TOOL	HONDA MOTOR CO.,LTD	14/12/2007	DELHI
15	267115	1312/DEL/2006	31/05/2006	01/06/2005	A FLUID SAMPLING DEVICE	EMD MILLIPORE CORPORATION	24/08/2007	DELHI

16	267122	1778/DELNP/2006	28/09/2004	29/09/2003	SURGICAL RESECTION DEVICE	EMCISION LIMITED	31/08/2007	DELHI
17	267126	1372/DELNP/2007	10/08/2005	11/08/2004	IMPROVEMENTS IN METERING VALVES FOR DISPENSERS	BESPAK PLC	27/04/2007	DELHI
18	267128	4493/DELNP/2007	09/01/2006	26/01/2005	A ROTARY MACHINE AND A METHOD OF DRIVING A MULTI-LOBED ROTOR IN SAID ROTARY MACHINE	SULLAIR CORPORATION	31/08/2007	DELHI
19	267129	4951/DELNP/2006	15/03/2005	16/03/2004	ELECTRICAL POWER-DRIVE DEVICE FOR A MOVABLE WINDOW COVERING.	SOMFY SAS	13/07/2007	DELHI
20	267132	7563/DELNP/2006	09/06/2005	14/06/2004	PLANAR ELEMENTS FOR USE IN PAPER MAKING MACHINES	KADANT WED SYSTEMS, INC.	17/08/2007	DELHI
21	267139	1887/DEL/2004	30/09/2004		A MOVING BED PLASMA REACTOR FOR PREPARATION OF TITANIA RICH SLAG AND IRON IGNOT FROM THE REDUCED ILMENITE	COUNCIL OF SCIENTIFIC AND INDUSTRIAL RESEARCH	25/08/2006	DELHI
22	267141	7275/DELNP/2007	20/03/2006	21/03/2005	PROCESS AND APPARATUS FOR MANUFACTURING AROMATIC CARBOXYLIC ACIDS INCLUDING PURE FORMS THEREOF	BP CORPORATION NORTH AMERICA INC.	12/10/2007	DELHI
23	267164	3789/DELNP/2004	14/05/2003	14/05/2002	6-AXIS ROAD SIMULATOR TEST SYSTEM	M/s. BIA	04/12/2009	DELHI
24	267167	1860/DELNP/2009	25/09/2007	26/09/2006	PRODUCTION OF GASOLINE, DIESEL, NAPHTHENES AND AROMATICS FROM LIGNIN AND CELLULOSIC WASTE BY ONE STEP HYDROCRACKING	UOP LLC	29/05/2009	DELHI
25	267168	8361/DELNP/2008	05/04/2007	21/04/2006	CYCLOHEXYLPYRAZOLE-LACTAM DERIVATIVES AS INHIBITORS OF 11-BETA-HYDROXYSTEROID DEHYDROGENASE 1 •	ELI LILLY AND COMPANY	29/05/2009	DELHI
26	267169	6941/DELNP/2009	17/06/2008	27/06/2007	HIGH SHEAR PROCESS FOR CYCLOHEXANOL PRODUCTION	HRD CORPORATION	02/07/2010	DELHI
27	267195	3549/DELNP/2004	13/05/2003	15/05/2002	A METHOD FOR COMBUSTING COAL AND PRODUCING ASH HAVING A REDUCED CARBON CONTENT	PRAXAIR TECHNOLOGY, INC.	04/12/2009	DELHI
28	267198	1196/DEL/2004	28/06/2004		A MULTILAMELLAR VESICULAR GEL COMPOSITION OF TAMOXIFEN FOR TOPICAL APPLICATION AND METHOD OF PREPARING THEREOF	LIFECARE INNOVATIONS PVT. LTD.	23/06/2006	DELHI

Publication Under Section 43(2) in Respect of the Grant

Following Patents have been granted and any person interested in opposing these patents under Section 25(2) may at any time within one year from the date of this issue, give notice to the Controller of Patents at the appropriate office, on the prescribed form-7 along with written statement and evidence, if any.

Serial Number	Patent Number	Application Number	Date of Application	Date of Priority	Title of Invention	Name of Patentee	Date of Publication of Abstract u/s 11(A)	Appropriate Office
1	267088	2075/MUMNP/2010	25/02/2009	10/03/2008	SYNTHETIC RESIN COMPOSITION AND AUTOMOTIVE INTERIOR / EXTERIOR MATERIAL COMPRISING THE SAME	ADEKA CORPORATION	11/02/2011	MUMBAI
2	267092	206/MUMNP/2009	23/08/2007	23/08/2006	SYSTEM AND/OR METHOD FOR REDUCING AMBIGUITIES IN RECEIVED SPS SIGNALS •	QUALCOMM INCORPORATED	22/05/2009	MUMBAI
3	267093	146/MUM/2010	19/01/2010		A SYSTEM AND METHOD FOR MONITORING AND OPTIMIZING SMELTING OPERATIONS OF A FURNACE	ADITYA BIRLA SCIENCE & TECHNOLOGY CO. LTD.,HINDALCO INDUSTRIES LTD.	27/01/2012	MUMBAI
4	267094	924/MUMNP/2011	08/12/2009	16/12/2008	AMINO PYRAZOLE COMPOUND •	ELI LILLY AND COMPANY	10/02/2012	MUMBAI
5	267099	2536/MUMNP/2008	25/05/2007	31/05/2006	A METHOD OF PREPARING A LIQUUID FABRIC TREATMENT COMPOSITION	HINDUSTAN UNILEVER LIMITED	27/02/2009	MUMBAI
6	267101	1993/MUMNP/2008	05/04/2007	05/04/2006	A METHOD AND DEVICE FOR ADJUSTING ONE OR MORE ENCODING OR DECODING CHARACTERISTICS USING TEMPORAL QUALITY METRIC	QUALCOMM INCORPORATED	26/06/2009	MUMBAI
7	267102	42/MUM/2009	07/01/2009		PROCESS FOR PREPARING AROMATIC HYDROXY AND ALKOXY ALDEHYDES	GHARDA CHEMICALS LIMITED	03/09/2010	MUMBAI
8	267111	621/MUMNP/2007	22/11/2005	25/11/2004	SYSTEM AND METHOD FOR COPYING RING BACK TONE TRANSFER SOUND	REALNETWORKS ASIA PACIFIC CO., LTD.	03/08/2007	MUMBAI
9	267112	2519/MUM/2007	24/12/2007 14:47:55		PURIFICATION PROCESS FOR (E)-N,N-DIETHYL-2-CYANO-3(3,4-DIHYDROXY-5-NITROPHENYL)ACRYLAMIDE	WOCKHARDT LTD	03/07/2009	MUMBAI
10	267119	181/MUMNP/2009	01/08/2007	04/08/2006	METHOD AND APPARATUS FOR REDUCING POWER CONSUMPTION IN A CONTENT ADDRESSABLE MEMORY	QUALCOMM INCORPORATED	15/05/2009	MUMBAI

11	267124	177/MUM/2008	24/01/2008		A VAPOUR LIQUID SEPARATOR FOR USE IN PIPE LINE AND EQUIPMENT	ATRE ASHOK DATTATRAY	02/10/2009	MUMBAI
12	267133	1574/MUM/2009	03/07/2009 11:20:47		PROCESS FOR THE PRODUCTION OF GLYCEROL CARBONATE AND REUSABLE CATALYST THEREOF	YADAV GANAPATI DADASAHEB	02/04/2010	MUMBAI
13	267148	1262/MUM/2007	03/07/2007		A VISCOSE ANTIMICROBIAL FIBER AND A METHOD OF MAKING THEREOF	ADITYA BIRLA SCIENCE & TECHNOLOGY CO. LTD.	12/06/2009	MUMBAI
14	267174	148/MUMNP/2011	23/06/2009	30/07/2008	HIGH ENERGY REDUCTION IN A PROPANE DEHYDROGENATION UNIT BY UTILIZING A HIGH PRESSURE PRODUCT SPLITTER COLUMN	LUMMUS TECHNOLOGY, INC.	10/01/2014	MUMBAI
15	267175	2457/MUM/2007	14/12/2007		A PROCESS FOR PREPARING AN ELECTRODE FOR CAPACITATIVE DEIONIZATION OF WATER AND AN ELECTRODE THEREOF	HINDUSTAN UNILEVER LIMITED	16/07/2010	MUMBAI
16	267178	1901/MUMNP/2010	22/01/2009	14/03/2008	LAUNDRY TREATMENT COMPOSITIONS	HINDUSTAN UNILEVER LIMITED	02/12/2011	MUMBAI
17	267184	1301/MUMNP/2010	16/12/2008	19/12/2007	AN IMPROVED METHOD OF MAKING TRIGLYCERIDE MACROMONOMERS •	AKZO NOBEL COATINGS INTERNATIONAL B.V.	29/10/2010	MUMBAI
18	267189	162/MUMNP/2010	23/07/2008	31/07/2007	GRINDING BEADS AND METHOD OF PRODUCING THE SAME	ZIRCOA INC.	02/11/2012	MUMBAI
19	267192	1986/MUMNP/2008	01/03/2007	01/03/2006	CRUSH-RESISTANT TABLETS INTENDED TO PREVENT ACCIDENTAL MISUSE AND UNLAWFUL DIVERSION	ETHYPHARM,	21/11/2008	MUMBAI
20	267197	792/MUMNP/2006	21/12/2004	22/12/2003	FILTER ELEMENT COMPRISING A SEAL ARRANGEMENT AND METHOD FOR MAKING THE SAME	DONALDSON COMPANY, INC.	06/07/2007	MUMBAI
21	267199	1981/MUM/2009	31/08/2009 15:47:24		A METHOD FOR STEEL MANUFACTURE INVOLVING HOT METAL PRE-TREATMENT FOR DESILICONIZING OF THE HOT METAL	JSW STEEL LIMITED	10/06/2011	MUMBAI
22	267207	661/MUM/2008	27/03/2008		AN APPARATUS AND PROCESS FOR CONTINUOUS PRODUCTION OF CARBON NONMATERIAL	SOMANI PRAKASH RAVINDRA	23/10/2009	MUMBAI
23	267210	321/MUM/2006	07/03/2006		PRODRUG OF BENZOQUINOLIZINE-2-CARBOXYLIC ACID	WOCKHARDT LIMITED	26/10/2007	MUMBAI

Publication Under Section 43(2) in Respect of the Grant

Following Patents have been granted and any person interested in opposing these patents under Section 25(2) may at any time within one year from the date of this issue, give notice to the Controller of Patents at the appropriate office, on the prescribed form-7 along with written statement and evidence, if any.

Serial Number	Patent Number	Application Number	Date of Application	Date of Priority	Title of Invention	Name of Patentee	Date of Publication of Abstract u/s 11(A)	Appropriate Office
1	267064	3171/CHENP/2006	18/02/2005	20/02/2004	INTERCEPTING CALLS FROM A REMOTE OR MOBILE DEVICE	NUANCE COMMUNICATIONS,INC.	08/06/2007	CHENNAI
2	267067	965/CHE/2007	07/05/2007		A SYSTEM AND METHOD FOR ENHANCING DATA THROUGHPUT BETWEEN PEER TO PEER NEAR FIELD COMMUNICATION DEVICES	SAMSUNG R&D INSTITUTE INDIA-BANGALORE PRIVATE LIMITED	28/11/2008	CHENNAI
3	267073	2774/CHE/2007	27/11/2007		A METHOD FOR SCHEDULING AN IP MULTIMEDIA SUB-SYSTEM (IMS)/VOICE OVER INTERNET PROTOCOL (VOIP) CHAT SESSION THROUGH A PERSONAL WEB PORTAL ON A NETWORK	SAMSUNG R& D INSTITUTE INDIA-BANGALORE PRIVATE LIMITED	11/09/2009	CHENNAI
4	267075	551/CHENP/2009	27/07/2007	31/07/2006	PROCESS FOR PRODUCTION OF (+)3A,6,6,9A-TETRAMETHYLDECAHYDRONAPHTHO[2,1-B]FURAN-2(1H)-ONE	KAO CORPORATION	05/06/2009	CHENNAI
5	267079	972/CHENP/2008	27/07/2006	28/07/2005	PARTICULATE COMPOSITIONS COMPRISING ALGINATE AND/OR ALGINIC ACID	RECKITT BENCKISER HEALTHCARE (UK) LIMITED	28/11/2008	CHENNAI
6	267083	907/CHE/2008	11/04/2008 15:45:26		A SUB-THRESHOLD FORCED PLATE FET SENSOR FOR SENSING INERTIAL DISPLACEMENTS, A METHOD AND SYSTEM THEREOF	INDIAN INSTITUTE OF SCIENCE	16/10/2009	CHENNAI
7	267086	2670/CHENP/2006	20/07/2006	20/07/2005	CRANKCASE LUBRICATING OIL COMPOSITION FOR PROTECTION OF SILVER BEARINGS IN LOCOMOTIVE DIESEL ENGINES	CHEVRON ORONITE COMPANY LLC	08/06/2007	CHENNAI

8	267089	953/CHE/2009	24/04/2009 17:10:44	30/04/2008	IMAGE PROCESSING APPARATUS AND IMAGE PROCESSING METHOD	CANON KABUSHIKI KAISHA	06/11/2009	CHENNAI
9	267090	3293/CHE/2008	26/12/2008	27/12/2007	A PRINTING SYSTEM AND A PREVIEW METHOD FOR A PRINTING SYSTEM	CANON KABUSHIKI KAISHA	21/08/2009	CHENNAI
10	267091	898/CHENP/2008	25/07/2006	25/07/2005	DRYING MILL AND METHOD FOR DRYING GROUND MATERIAL	CLAUDIUS PETERS PROJECTS GMBH	28/11/2008	CHENNAI
11	267097	825/CHE/2008	02/04/2008 16:22:18	18/10/2007	ENGINE CONTROL APPARATUS	MITSUBISHI ELECTRIC CORPORATION	21/08/2009	CHENNAI
12	267098	2325/CHE/2009	24/09/2009 14:31:52	29/09/2008	"AIR-COOLED INTERNAL COMBUSTION ENGINE	HONDA MOTOR CO., LTD.	02/04/2010	CHENNAI
13	267108	227/CHE/2009	02/02/2009 17:05:34		AN IMPROVED METHOD FOR OBTAINING FLAT PASS BAND RESPONSE IN A SURFACE ACOUSTIC WAVE (SAW) FILTER	INDIAN SPACE RESEARCH ORGANISATION	13/08/2010	CHENNAI
14	267116	3930/CHENP/2008	26/12/2006	27/01/2006	METHOD OF TREATING PHENOL-CONTAINING WATER AND TREATING APPARATUS	IDEMITSU KOSAN CO., LTD	13/03/2009	CHENNAI
15	267117	351/CHENP/2008	21/07/2006	22/07/2005	SOLID DOSAGE FORMULATIONS OF NARCOTIC DRUGS HAVING IMPROVED BUCCAL ABSORPTION	ALPEX PHARMA S.A	19/09/2008	CHENNAI
16	267121	5572/CHENP/2007	04/05/2006	05/05/2005	A COVALENT CONJUGATE AND METHOD OF PREPARATION THEREOF	GLAXOSMITHKLINE INTELLECTUAL PROPERTY DEVELOPMENT LIMITED	28/03/2008	CHENNAI
17	267125	4953/CHENP/2007	06/04/2006	04/05/2005	PROCESS FOR UREA PRODUCTION AND RELATED PLANT	UREA CASALE S.A	11/01/2008	CHENNAI
18	267140	2588/CHENP/2008	25/10/2006	26/10/2005	A BULK HYDROPROCESSING CATALYST AND A PROCESS FOR THE MANUFACTURE OF THE SAME	ALBEMARLE NETHERLANDS B.V	06/03/2009	CHENNAI
19	267146	237/CHENP/2008	17/07/2006	15/07/2005	ARYL-AND HETEROARYL-SUBSTITUTED TETRAHYDROBENZAZEPINES	ALBANY MOLECULAR RESEARCH, INC.,,BRISTOL-MYERS SQUIBB COMPANY,	19/09/2008	CHENNAI
20	267151	771/CHENP/2008	14/08/2006	15/08/2005	A PRODUCT COMPRISING N-(2-PYRIDIN-2-YLETHYL)P-MENTHANECARBOXAMIDE	GIVAUDAN SA	09/01/2009	CHENNAI

21	267154	767/CHENP/2008	14/07/2006	15/07/2005	A STERILE OPHTHALMIC FORMULATION	CHAKSHU RESEARCH INC	21/08/2009	CHENNAI
22	267157	2975/CHENP/2008	03/10/2006	14/11/2005	ROTATIONAL SHEAR STRESS FOR CHARGE CARRIER MOBILITY MODIFICATION WITHIN SEMICONDUCTOR STRUCTURES	INTERNATIONAL BUSINESS MACHINES CORPORATION OF ARMONK	06/03/2009	CHENNAI
23	267158	2480/CHE/2006	29/12/2006		A METHOD OF SENDING PURPOSE OF A CALL WHILE INITIATING THE CALL	SAMSUNG R&D INSTITUTE INDIA-BANGALORE PRIVATE LIMITED	28/11/2008	CHENNAI
24	267160	5369/CHENP/2007	26/05/2006	26/05/2005	ORAL PREPARATION	SUMITOMO DAINIPPON PHARMA CO., LTD.	25/01/2008	CHENNAI
25	267161	2224/CHENP/2008	06/10/2005	06/10/2005	A MAGNET ASSEMBLY AND A METHOD OF FORMING A MAGNET ASSEMBLY	MICRO MOTION, INC.	06/03/2009	CHENNAI
26	267162	1114/CHENP/2008	14/09/2006	15/09/2005	A MELTING FURNACE WITH AN INDUCTOR DEVICE WITH A SINGLE LOOP CONSISTING OF A PLURALITY OF CONDUCTORS	COMMISSARIAT A L'ENERGIE ATOMIQUE,AREVA NC	12/09/2008	CHENNAI
27	267165	4912/CHENP/2007	31/03/2006	01/04/2005	A VOLTAGE SOURCE CONVERTER	ABB TECHNOLOGY LTD	27/06/2008	CHENNAI
28	267176	5210/CHENP/2008	27/03/2007	31/03/2006	CHANGE MECHANISM OF TRANSMISSION	HONDA MOTOR CO., LTD	20/03/2009	CHENNAI
29	267179	445/CHE/2005	18/04/2005	19/04/2004	A SELF-SUPPLIED ELECTRONIC PROTECTION DEVICE FOR AUTOMATIC CIRCUIT-BREAKERS	ABB S.p.A	27/07/2007	CHENNAI
30	267183	1669/CHENP/2007	23/09/2005	23/09/2004	A RADIOLUCENT AIMING ARM	SYNTHES GMBH	31/08/2007	CHENNAI
31	267187	6070/CHENP/2007	18/05/2006	31/05/2005	PNEUMATIC PILOT VALVE	FISHER CONTROLS INTERNATIONAL LLC	13/06/2008	CHENNAI
32	267188	2291/CHE/2009	22/09/2009 15:52:28	25/09/2008	CAM CHAIN TENSIONER PIVOT MOUNTING STRUCTURE OF INTERNAL-COMBUSTION ENGINE	HONDA MOTOR CO., LTD.	02/04/2010	CHENNAI
33	267191	215/CHE/2006	10/02/2006		A DIFFERENTIAL LOCK SYSTEM FOR AN AUTOMOBILE	TVS MOTOR COMPANY LTD	07/09/2007	CHENNAI
34	267193	1406/CHENP/2009	13/09/2007	15/09/2006	METHODS AND APPARATUS RELATED TO PEER TO PEER DEVICE CONTROL	QUALCOMM INCORPORATED	26/06/2009	CHENNAI
35	267201	1407/CHENP/2009	18/09/2007	20/09/2006	IMAGE ENCODING METHOD AND DECODING METHOD, APPARATUSES THEREFOR, PROGRAMS THEREFOR, AND STORAGE MEDIA FOR STORING THE PROGRAMS	NIPPON TELEGRAPH AND TELEPHONE CORPORATION	26/06/2009	CHENNAI

36	267202	1961/CHENP/2008	06/10/2006	20/10/2005	RECOVERY SYSTEM FOR THE FURTHER PROCESSING OF A CRACKING GAS STREAM OF AN ETHYLENE PLANT	LINDE AKTIENGESELLSCHAFT	06/02/2009	CHENNAI
37	267203	3317/CHENP/2007	27/01/2006	28/01/2005	SPIROKETAL GLUCOPYRANOSIDE COMPOUND	CHUGAI SEIYAKU KABUSHIKI KAISHA	09/11/2007	CHENNAI
38	267204	4901/CHENP/2009	18/01/2008	22/01/2007	METHOD OF PRODUCING PURIFIED REBAUDIOSIDE A COMPOSITIONS USING SOLVENT/ANTISOLVENT CRYSTALLIZATION	CARGILL, INCORPORATED	15/01/2010	CHENNAI
39	267205	5239/CHENP/2007	12/06/2006	16/06/2005	A ELECTROMECHANICAL CIRCUIT BREAKER AND A METHOD THEREOF	SECHERON S.A.	25/01/2008	CHENNAI
40	267206	6582/CHENP/2008	27/03/2008	30/03/2007	AN OPTICAL CONNECTING MEMBER	HITACHI CHEMICAL COMPANY, LTD.	27/03/2009	CHENNAI
41	267208	5/CHENP/2008	21/06/2006	01/07/2005	A METHOD OF DYEING KERATIN FIBERS	BASF SE	28/11/2008	CHENNAI
42	267209	1266/CHE/2007	19/06/2007		A METHOD AND SYSTEM FOR LINE-BY-LINE ADDRESSING RMS RESPONDING DISPLAY MATRIX WITH WAVELETS	RAMAN RESEARCH INSTITUTE	26/12/2008	CHENNAI

Publication Under Section 43(2) in Respect of the Grant

Following Patents have been granted and any person interested in opposing these patents under Section 25(2) may at any time within one year from the date of this issue, give notice to the Controller of Patents at the appropriate office, on the prescribed form-7 along with written statement and evidence, if any.

Serial Number	Patent Number	Application Number	Date of Application	Date of Priority	Title of Invention	Name of Patentee	Date of Publication of Abstract u/s 11(A)	Appropriate Office
1	267060	4336/KOLNP/2008	09/05/2007	09/05/2006	COMPATIBILIZED POLYMER PROCESSING ADDITIVES	CERNOHOUS, JEFFREY, JACOB	06/03/2009	KOLKATA
2	267061	1050/KOL/2008	17/06/2008	11/07/2007	MULTI SPEED TRANSMISSION	GM GLOBAL TECHNOLOGY OPERATIONS, INC.	24/04/2009	KOLKATA
3	267062	1454/KOL/2007	24/10/2007	17/11/2006	STATOR AND ROTOR ASSEMBLY WITH COOLING SYSTEM FOR AN ELECTRIC MOTOR AND AN ELECTROMECHANICAL HYBRID TRANSMISSION THEREOF	GM GLOBAL TECHNOLOGY OPERATION, INC	11/07/2008	KOLKATA
4	267063	1489/KOLNP/2010	07/10/2008	08/11/2007	CROSSLINKABLE POLYOLEFIN COMPOSITION COMPRISING DIHYDROCARBYL TIN DICARBOXYLATE AS SILANOL CONDENSATION CATALYST	BOREALIS TECHNOLOGY OY	30/07/2010	KOLKATA
5	267066	1639/KOLNP/2009	26/11/2007	28/11/2006	COMPOSITE SHEET AND ABSORBENT ARTICLE COMPRISING COMPOSITE SHEET	UNI-CHARM CORPORATION	29/05/2009	KOLKATA
6	267068	106/KOL/2008	15/01/2008		A METHOD TO DETECT, MEASURE AND ANALYZE INCLUSION BANDS IN CONTINUOUSLY CAST STEEL BILLETS USING ULTRASONIC IMMERSION C-SCAN IMAGE ANALYSIS	TATA STEEL LIMITED	31/07/2009	KOLKATA
7	267070	1324/KOLNP/2008	15/09/2006	31/10/2005	METHOD OF TRANSMITTING AND RECEIVIING RADIO ACCESS INFORMATION IN A WIRELESS MOBILE COMMUNICATIONS SYSTEM	LG ELECTRONICS INC.	26/12/2008	KOLKATA

8	267071	1004/KOL/2008	09/06/2008 18:14:47	10/09/2007	NON-CONTACT CONNECTOR	CHUBU NIHON MARUKO CO., LTD.	24/04/2009	KOLKATA
9	267074	2607/KOLNP/2008	21/12/2006	29/12/2005	PHARMACEUTICAL FORMULATION FOR THE TREATMENT OF OSTEOARTHRITIS CONTAINING CLODRONIC ACID AND HYALURONIC ACID	ABIOGEN PHARMA S.P.A.	23/01/2009	KOLKATA
10	267077	3379/KOLNP/2008	16/02/2007	22/02/2006	ELECTRICAL SWITCHING DEVICE	SIEMENS AKTIENGESELLSCHAFT	13/02/2009	KOLKATA
11	267080	2900/KOLNP/2008	23/01/2007	26/01/2006	WORM-GEAR ASSEMBLY HAVING A PIN RACEWAY	SPINCONTROL GEARING LLC	06/02/2009	KOLKATA
12	267081	880/KOL/2008	14/05/2008 16:09:41	07/06/2007	MULTI-SPEED TRANSMISSION	GM GLOBAL TECHNOLOGY OPERATIONS INC.	24/04/2009	KOLKATA
13	267085	1013/KOLNP/2009	27/09/2007	28/09/2006	ENERGY STORAGE MODULE	SIEMENS AKTIENGESELLSCHAFT	22/05/2009	KOLKATA
14	267087	2328/KOLNP/2008	22/12/2006	23/12/2005	BICYCLIC HETEROARYL COMPOUNDS	ARIAD PHARMACEUTICALS, INC.	16/01/2009	KOLKATA
15	267095	705/KOLNP/2006	21/04/2005	23/04/2004	OPTICAL RECORDING MEDIUM	MITSUBISHI KAGAKU MEDIA CO., LTD.	03/08/2007	KOLKATA
16	267100	308/CAL/2000	30/05/2000	10/06/1999	A COMPOSITION FOR PROVIDING ENHANCED ABSORPTION OF A PHARMACEUTICALLY ACCEPTABLE AMINE INTO THE BLOOD OF A HUMAN	MCNEIL, PPC-INC.	18/03/2005	KOLKATA
17	267105	2145/KOLNP/2009	21/12/2007	22/12/2006	A NANOEMULSION AND A PROCESS FOR PREPARING THE SAME	BIOFRONTERA BIOSCIENCE GMBH	26/06/2009	KOLKATA
18	267106	613/KOLNP/2007	05/08/2005	09/08/2004	A SYSTEM FOR AND A METHOD OF PRODUCING A BOOK ON DEMAND.	ePAC TECHNOLOGIES	06/07/2007	KOLKATA
19	267107	3466/KOLNP/2006	28/04/2005	28/04/2004	AN ALCOHOL-FREE FOAMABLE EMULSION COMPOSITION FOR BODY CAVITY OR MUCOSAL SURFACE AND DEVICE FOR ITS ADMINISTRATION	FOAMIX PHARMACEUTICALS, LTD.	15/06/2007	KOLKATA
20	267118	3414/KOLNP/2008	30/01/2007	30/01/2006	GESTURING WITH A MULTIPOINT SENSING DEVICE	APPLE, INC.	13/02/2009	KOLKATA
21	267120	3855/KOLNP/2006	15/07/2005	15/07/2004	ENHANCEMENT OF AIMPOINT IN SIMULATED TRAINING SYSTEMS	CUBIC CORPORATION	22/06/2007	KOLKATA

22	267123	1708/KOLNP/2008	13/09/2007	19/09/2006	DEVELOPER CONVEYING DEVICE, DEVELOPING DEVICE, PROCESS UNIT, AND IMAGE FORMING APPARATUS	RICOH COMPANY, LTD	26/12/2008	KOLKATA
23	267127	3499/KOLNP/2008	26/02/2007	27/02/2006	A METHOD OF MANUFACTURING SIZING-COATED HP GLASS FIBERS	OCV INTELLECTUAL CAPITAL, LLC	20/02/2009	KOLKATA
24	267130	3183/KOLNP/2009	04/03/2008	09/03/2007	DISINFECTANT	MARUISHI PHARMACEUTICAL CO., LTD.	18/12/2009	KOLKATA
25	267131	3638/KOLNP/2008	06/03/2007	07/03/2006	CARRIER, DEVELOPER, IMAGE FORMING METHOD AND PROCESS CARTRIDGE	RICOH COMPANY, LTD.	20/02/2009	KOLKATA
26	267134	274/KOLNP/2007	23/06/2005	24/06/2004	MIXTURE OF MOLTEN ALUMINA-ZIRCONIA GRAINS	SAINT-GOBAIN CENTRE DE RECHERCHES ET D'ETUDES EUROPEEN	06/07/2007	KOLKATA
27	267135	115/KOLNP/2009	05/07/2007	06/07/2006	HYDROXYLATED AND METHOXYLATED CYCLOPENTA [D] PYRIMIDINES AS AKT PROTEIN KINASE INHIBITORS	ARRAY BIOPHARMA INC.,GENENTECH, INC.	03/04/2009	KOLKATA
28	267136	548/KOL/2008	19/03/2008		METAL TEMPERATURE MEASUREMENT IN FLUE GAS PATH OF HRSG / BOILER	BHARAT HEAVY ELECTRICALS LIMITED	25/09/2009	KOLKATA
29	267137	411/KOL/2007	19/03/2007	08/05/2006	THERMAL VALVE ASSEMBLIES OPERABLE TO REGULATE FLUID LEVEL WITHIN A MAIN SUMP VOLUME OF A VEHICULAR TRANSMISSION	GM GLOBAL TECHNOLOGY OPERATIONS, INC.	30/11/2007	KOLKATA
30	267138	5210/KOLNP/2008	19/06/2007	19/06/2006	MAGNET CORE AND METHOD FOR ITS PRODUCTION	VACUUMSCHMELZE GMBH & CO. KG	27/03/2009	KOLKATA
31	267142	1179/KOL/2008	08/07/2008		A TUNDISH NOZZLE DESIGN FOR SMOOTH TEEMING OPERATION	TATA STEEL LIMITED	15/01/2010	KOLKATA
32	267143	4550/KOLNP/2007	25/05/2006	25/05/2005	(R)-N-METHYLNALTREXONE, PROCESSES FOR ITS SYNTHESIS AND ITS PHARMACEUTICAL USE	PROGENICS PHARMACEUTICALS, INC.	06/06/2008	KOLKATA
33	267144	47/KOLNP/2009	24/04/2007	07/07/2006	CONCEPT FOR COMBINING MULTIPLE PARAMETRICALLY CODED AUDIO SOURCES	FRAUNHOFER-GESELLSCHAFT ZUR FOERDERUNG DER ANGEWANDTEN FORSCHUNG E. V.	03/04/2009	KOLKATA

34	267145	1349/KOL/2009	16/11/2009		AUTOMOTIVE FUEL ADDITIVE COMPOSITION FOR IMPROVING EFFICIENCY OF FUEL AND REDUCING HARMFUL EMISSIONS WITH EXHAUST AND PROCESS OF MANUFACTURING THE SAME	KANHAIYA BHAGAT,SANJAY JAISWAL,RAJEEV KUMAR AGARWAL,SANDEEP KUMAR POORANCHAND AGARWAL	05/03/2010	KOLKATA
35	267147	4413/KOLNP/2008	28/09/2007	29/09/2006	METHOD FOR PRODUCING WATER ABSORBENT RESIN PARTICLE	NIPPON SHOKUBAI CO., LTD.	06/03/2009	KOLKATA
36	267149	3901/KOLNP/2008	26/03/2007	29/03/2006	NEAR -FIELD OPTICAL HEAD,DEVICE AND SYSTEM	PANASONIC CORPORATION	27/02/2009	KOLKATA
37	267150	1600/KOLNP/2008	13/10/2006	17/10/2005	LIGHTER DEVICE WITH FLOW RESTRICTOR AND METHODS OF MANUFACTURING AND TESTING SAME	ZIPPO MANUFACTURING COMPANY	30/01/2009	KOLKATA
38	267152	988/KOLNP/2008	01/09/2006	02/09/2005	MODULAR GAS CHROMATOGRAPH	ABB INC.	19/12/2008	KOLKATA
39	267153	323/KOL/2009	20/02/2009 15:30:08	22/02/2008	DEVICE AND METHOD FOR IMPLEMENTING COLORING RING BACK TONE SERVICE AND DEVICE FOR ACQUIRING COLORING RING BACK TONE FILE	HUAWEI TECHNOLOGIES CO., LTD.	28/08/2009	KOLKATA
40	267155	329/KOL/2008	22/02/2008		AN AUTOMATED TEST SET UP FOR COMPLETE AND ACCURATE ELECTRICAL CHARACTERIZATION OF SOLAR CELLS	BHARAT HEAVY ELECTRICALS LIMITED	28/08/2009	KOLKATA
41	267156	171/KOLNP/2010	24/07/2008	27/07/2007	HYDROPHILIC POLYOLEFIN SINTERED BODY	ASAHI KASEI CHEMICAL CORPORATION	30/04/2010	KOLKATA
42	267159	3970/KOLNP/2008	04/04/2007	07/04/2006	FURNACE WITH SUBMERGED BURNER AND OVERHEAD BURNER	SAINT-GOBAIN GLASS FRANCE	27/02/2009	KOLKATA
43	267163	256/KOLNP/2007	03/08/2005	03/08/2004	A METHOD OF FORMING A THREE-DIMENSIONAL SURFACE ON A WORK-PIECE	ESSILOR INTERNATIONAL (COMPAGNIE GENERALE D'OPTIQUE)	29/06/2007	KOLKATA
44	267166	4416/KOLNP/2008	18/12/2006	03/04/2006	A METHOD AND UNIT FOR DISTRIBUTING AND DISCHARGING IRRITANT OR COMBAT AGENT	DR,,GER, KARL-HEINZ	06/03/2009	KOLKATA

45	267170	1444/KOL/2008	25/08/2008 17:12:16	17/09/2007	LOW SPEED SYNCHRONOUS MOTOR DRIVE OPERATION	GM GLOBAL TECHNOLOGY OPERATIONS, INC.	01/05/2009	KOLKATA
46	267171	1045/KOL/2007	27/07/2007 15:38:44	04/08/2006	METHOD AND SYSTEM FOR CONTROLLING PERMANENT MAGNET MOTOR DRIVE SYSTEMS	GM GLOBAL TECHNOLOGY OPERATIONS, INC	22/02/2008	KOLKATA
47	267172	1672/KOL/2008	26/09/2008 16:14:49	21/04/2008	EFFICIENT OPERATING POINT FOR DOUBLE-ENDED INVERTER SYSTEM	GM GLOBAL TECHNOLOGY OPERATIONS, INC.	23/10/2009	KOLKATA
48	267173	284/KOLNP/2009	26/06/2007	31/07/2006	DEVICE AND METHOD FOR PROCESSING A REAL SUBBAND SIGNAL FOR REDUCING ALIASING EFFECTS	FRAUNHOFER-GESELLSCHAFT ZUR FOERDERUNG DER ANGEWANDTEN FORSCHUNG E.V.	08/05/2009	KOLKATA
49	267177	246/KOL/2009	11/02/2009		A METHOD OF PLATING FOR IMPROVING THE ADHESION OF MOTOR TYRE BEAD WIRES WITH RUBBER	TATA STEEL LIMITED	20/08/2010	KOLKATA
50	267180	179/KOLNP/2007	12/07/2005	13/07/2004	A METHOD OF COLD-FORMING NEAR NET SHAPE METAL ROLLER BLANKS FOR ANTI-FRICTION BEARINGS	NATIONAL MACHINERY LLC	29/06/2007	KOLKATA
51	267181	4775/KOLNP/2007	14/06/2006	14/06/2005	A PROBIOTIC HEALTH AND PERFORMANCE PROMOTING FOOD, FEED AND/OR DRINKING WATER ADDITIVE CONTAINING A MIXTURE OF MICROORGANISMS	ERBER AKTIENGESELLSCHAFT	02/01/2009	KOLKATA
52	267182	1250/KOL/2006	20/11/2006	17/01/2006	SELECTABLE ONE-WAY CLUTCH	GM GLOBAL TECHNOLOGY OPERATIONS,INC	03/04/2009	KOLKATA
53	267185	3215/KOLNP/2007	03/04/2006	04/04/2005	METHOD, SYSTEM AND APPARATUS FOR LAUNCHING AN INTERFACE WITH AN ELECTRONIC DEVICE	CISCO TECHNOLOGY, INC.	21/03/2008	KOLKATA
54	267186	3455/KOLNP/2006	17/06/2004	17/06/2004	ACQUITRANSISTORS FOR INTEGRATED HYDROLOGIC CIRCUITS	HSU,KENNETH,J.	15/06/2007	KOLKATA
55	267190	2383/KOLNP/2009	14/02/2008	14/02/2007	APPARATUS AND METHOD FOR TRANSMITTING AND RECEIVING FORWARD SHARED CONTROL CHANNEL IN A MOBILE COMMUNICATION SYSTEM	SAMSUNG ELECTRONICS CO., LTD.	17/07/2009	KOLKATA

56	267194	241/KOLNP/2007	28/06/2005	28/06/2004	NASAL DILATOR AND ITS APPLICATIONS	YAZDI ALEXANDRE	29/06/2007	KOLKATA
57	267196	1384/KOLNP/2007	12/09/2006	13/09/2005	A CHATTER BOUNDARY SYSTEM FOR MANUFACTURED PARTS AND METHOD TO DETERMINE A CHATTER BOUNDARY	GM GLOBAL TECHNOLOGY OPERATIONS, INC	20/07/2007	KOLKATA
58	267200	1507/KOLNP/2007	15/11/2005	16/11/2004	A METHOD FOR DECONTAMINATING FUMONISINS AND FUMONISIN DERIVATIVES	ERBER AKTIENGESELLSCHAFT	27/07/2007	KOLKATA
59	267211	3143/KOLNP/2009	08/02/2008	12/02/2007	A PROCESS FOR CO-PRODUCTING OF POWER AND HYDROCARBONS	SASOL TECHNOLOGY (PROPRIETARY) LIMITED	20/08/2010	KOLKATA

CONTINUED TO PART-3

CONTINUED FROM PART- 2

INTRODUCTION

In view of the recent amendment made in the Designs (Amendment) Rules, 2008 with effect from 17/06/2008, Publication of the matter relating to Designs is being published in the Official Journal of The Patent Office. This Journal is being published on weekly basis on every Friday covering the various proceedings on Designs as required according to the provisions of under Rule 22, 25, 27 and 39 of the Design (Amendment) Rules, 2008. All the enquiries on this Official Journal and other information as required by the public should be addressed to the Controller General of Patents, Designs & Trade Marks. Suggestions and comments are requested from all quarters so that the content can be enriched.

THE DESIGNS ACT 2000
(SECTION 30)
DESIGN ASSIGNMENT

The Design stands in the name of KONINKLIJKE PHILIPS ELECTRONICS N.V. registered under the Designs Act, 2000 has been assigned in the Register of Designs in the name as follows:-

Design No.	Class	Name
237474 237783 237788	14-01	WOOX INNOVATIONS BELGIUM NV, A PRIVATE COMPANY WITH LIMITED LIABILITY INCORPORATED UNDER THE LAWS OF BELGIUM WITH ITS CORPORATE SEAT IN ANDERLECHT, BELGIUM AND REGISTERED ADDRESS AT TWEESTATIONSSTRAAT 80, B-1070 ANDERLECHT, BELGIUM

CANCELLATION PROCEEDINGS
under Section 19 of the Designs Act, 2000

"The Ld. Asstt. Controller of Patents & Designs passed an order on 29/6/2015 to dismiss the petition (Petition No. Can/032/2014) **filed by** RAL Consumer Products Ltd. **(formerly known as "Radiohms Agencies Limited), at B-7/2 Okhla Industrial Area, Phase-II, New Delhi – 110020, an Indian company on 30/7/2014 for cancellation of registration of registered Design No.** 216226 **dated 29/11/2007 (Reciprocity date in US) under class 26-05 titled as 'Casing for a portable solar powered light' in the name of** D. Light Design Inc **a company incorporated in California of 2231 Mora Drive, Suite A, Mountain View, CA 94040, U.S.A."**

"The Ld. Asstt. Controller of Patents & Designs passed an order on 29/6/2015 to dismiss the petition (Petition No. Can/008/2011) **filed by** Ochre Home Décor Ltd**., an Indian company of A-278, Okhla Industrial Area, Phase I, New Delhi - 110020 on 14/2/2011 for cancellation of registration of registered Design No.** 215271 **dated 13/3/2008 under class 07-03 titled as 'Cutlery Set' in the name of** Risham K. Chawla**, an British national of Indian origin trading as Risham Chawla Design Studio, a proprietorship firm and having his principal office at N-21, Panchsheel Park, New Delhi – 110017, India."**

"The Ld. Asstt. Controller of Patents & Designs passed an order on 29/6/2015 to dismiss the petition (Petition No. Can/020/2014) **filed by** RAL Consumer Products Ltd. **(formerly known as "Radiohms Agencies Limited), at B-7/2 Okhla Industrial Area, Phase-II, New Delhi – 110020, an Indian company on 26/6/2014 for cancellation of registration of registered Design No.** 227604 **dated 2/9/2009 (Reciprocity date in USA) under Class 26-05 titled as 'Casing for a light" in the name of** D. Light Design Limited**, a company incorporated in Hong Kong of 1209 Hung Hom Commercial Centre, Tower B, 37 Ma Tau Wai Road, Hung Hom, Kowloon, Hong Kong.**

"The Ld. Asstt. Controller of Patents & Designs passed an order on 30/6/2015 to dismiss the petition (Petition No. Can/021/2014) **filed by** RAL Consumer Products Ltd. **(formerly known as "Radiohms Agencies Limited), at B-7/2 Okhla Industrial Area, Phase-II, New Delhi – 110020, an Indian company on 26/6/2014 for cancellation of registration of registered Design No.** 233801 **dated 13/9/2010 (Reciprocity date in USA) under Class 26-05 titled as 'Casing for a solar powered light" in the name of** D. Light Design Limited**, 1209 Hung Hom Commercial Centre, Tower B, 37 Ma Tau Wai Road, Hung Hom, Kowloon, Hong Kong."**

"The Ld. Asstt. Controller of Patents & Designs passed an order on 30/6/2015 to dismiss the petition (Petition No. Can/022/2014) **filed by** RAL Consumer Products Ltd. **(formerly known as "Radiohms Agencies Limited), at B-7/2 Okhla Industrial Area, Phase-II, New Delhi – 110020, an Indian company on 26/6/2014 for cancellation of registration of registered Design No.** 234644 **dated 24/9/2010 (Reciprocity date in USA) under class 26-05 titled as 'Casing for a portable solar powered light' in the name of** D. Light Design Limited**, 1209 Hung Hom Commercial Centre, Tower B, 37 Ma Tau Wai Road, Hung Hom, Kowloon, Hong Kong.."**

COPYRIGHT PUBLICATION

SL NO	REGISTERED DESIGN NUMBERS	RENEWED ON
1.	193188	28.04.2015
2.	213318	28.04.2015
3.	200334	14.05.2015
4.	200335	14.05.2015
5.	201762	14.05.2015
6.	201763	14.05.2015
7.	201764	14.05.2015
8.	201765	14.05.2015
9.	190670	22.06.2015
10.	190671	22.06.2015

REGISTRATION OF DESIGNS

The following designs have been registered. They are now open for public inspection. In the following each entry the Date of Registration is shown. The Priority Number, Priority Date and Priority Country are also shown

DESIGN NUMBER	264227
CLASS	13-03
1)IDEAL INDUSTRIES, INC., A DELAWARE CORPORATION OF BECKER PLACE, SYCAMORE, ILLINOIS 60178, U.S.A.	
DATE OF REGISTRATION	25/07/2014
TITLE	POWER CONNECTOR HOUSING

PRIORITY

PRIORITY NUMBER	DATE	COUNTRY
29/481, 106	31/01/2014	U.S.A.

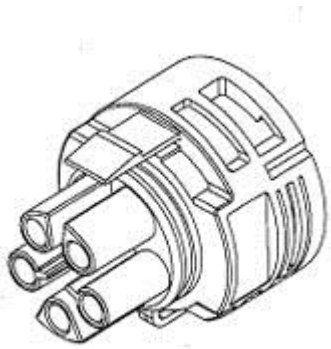

DESIGN NUMBER	265716
CLASS	09-03
1)ROSE PLASTIC AG, A GERMAN COMPANY, OF RUPOLZER STRASSE 53, 88138 HERGENSWEILER, GERMANY	
DATE OF REGISTRATION	16/09/2014
TITLE	SNAP-ON HANGING PACKAGING CONTAINER

PRIORITY NA

DESIGN NUMBER	268824
CLASS	23-02
1)SURESH M. DESAI AND ATULKUMAR J. KOTHARI BOTH INDIAN NATIONALS AND PARTNERS OF MARWEL ENTERPRISE AN INDIAN PARTNERSHIP FIRM HAVING ITS PRINCIPAL PLACE OF BUSINESS AT ADDRESS: 242, VIJAY ESTATE, CENTRAL WORK SHOP ROAD, BHIKSHUK GRUH, ODHAV, AHMEDABAD-382 415, GUJARAT-INDIA	
DATE OF REGISTRATION	13/01/2015
TITLE	BATHROOM ACCESSORIES
PRIORITY NA	

DESIGN NUMBER	269044
CLASS	08-06

1)BHARATBHAI K. CHOVATIYA AN INDIAN NATIONAL HAVING HIS PRINCIPAL PLACE AT ADDRESS:
2, MANINAGAR, NEAR ASHOK GARDEN, MAVDI PLOT, RAJKOT, GUJARAT-INDIA

DATE OF REGISTRATION	22/01/2015
TITLE	HANDLE

PRIORITY NA

DESIGN NUMBER	263949
CLASS	13-03

1)KNÜRR GMBH, OF
MARIAKIRCHENER STR. 38, 94424 ARNSTORF, GERMANY

DATE OF REGISTRATION	10/07/2014
TITLE	EQUIPMENT FOR DISTRIBUTION OR CONTROL OF ELECTRIC POWER

PRIORITY

PRIORITY NUMBER	DATE	COUNTRY
002383760-0001	13/01/2014	OHIM

DESIGN NUMBER	265785
CLASS	12-16

1)MR. DIVYA RAMRAIKA AN INDIAN NATIONAL, WHOSE ADDRESS IS: C/0 STAR ENGINEERS (I) PVT.LTD, GAT. NO.67/68,
JYOTIBA NAGAR, TALWADE, PUNE 412114 (MAHARASHTRA STATE), INDIA MAHARASHTRA STATE, INDIA

DATE OF REGISTRATION	19/09/2014
TITLE	COMPACT TURN SIGNAL FLASHER FOR AUTOMOBILES

PRIORITY NA

DESIGN NUMBER	265919
CLASS	05-05
1) SIDDHI VINAYAK KNOTS & PRINTS PVT. LTD. A COMPANY REGISTERED UNDER THE PROVISION OF COMPANIES ACT, 1956 HAVING ITS REGISTERED OFFICE AT M/S. SIDDHI VINAYAK KNOTS & PRINTS PVT. LTD., **OF** 4103, 4TH FLOOR, J.J. A/C. MARKET, RING ROAD, SURAT-395002 (GUJARAT) INDIA.	
DATE OF REGISTRATION	24/09/2014
TITLE	TEXTILE FABRIC
PRIORITY NA	



DESIGN NUMBER	267207
CLASS	08-06
1)VITTORIA DESIGNS PVT. LTD. (A COMPANY INCORPORATED UNDER THE COMPANIES ACT, 1956) HAVING ITS PRINCIPAL PLACE OF BUSINESS AT ADDRESS: 2, MANINAGAR, NEAR ASHOK GARDEN, MAVDI PLOT, RAJKOT, GUJARAT-INDIA	
DATE OF REGISTRATION	05/11/2014
TITLE	HANDLE
PRIORITY NA	

DESIGN NUMBER	266343
CLASS	12-16
1)MAHINDRA & MAHINDRA LTD., A COMPANY INCORPORATED UNDER THE INDIAN COMPANIES ACT, 1913 OF GATEWAY BUILDING, APOLLO BUNDER, MUMBAI 400 001, MAHARASHTRA, INDIA.	
DATE OF REGISTRATION	30/09/2014
TITLE	SCAM PAD FOR VEHICLE
PRIORITY NA	

DESIGN NUMBER	265921	
CLASS	05-05	
1) SIDDHI VINAYAK KNOTS & PRINTS PVT. LTD. A COMPANY REGISTERED UNDER THE PROVISION OF COMPANIES ACT, 1956 HAVING ITS REGISTERED OFFICE AT M/S. SIDDHI VINAYAK KNOTS & PRINTS PVT. LTD., **OF** 4103, 4TH FLOOR, J.J. A/C. MARKET, RING ROAD, SURAT-395002 (GUJARAT) INDIA.		
DATE OF REGISTRATION	24/09/2014	
TITLE	TEXTILE FABRIC	
PRIORITY NA		

DESIGN NUMBER	266431	
CLASS	08-06	
1)VITTORIA DESIGNS PVT. LTD., (A COMPANY INCORPORATED UNDER THE COMPANIES ACT, 1956) HAVING ITS PRINCIPAL PLACE OF BUSINESS AT ADDRESS: 2, MANINAGAR, NEAR ASHOK GARDEN, MAVDI PLOT, RAJKOT, GUJARAT-INDIA		
DATE OF REGISTRATION	07/10/2014	
TITLE	HANDLE	
PRIORITY NA		

DESIGN NUMBER	267209	
CLASS	08-06	
1)VITTORIA DESIGNS PVT. LTD. (A COMPANY INCORPORATED UNDER THE COMPANIES ACT, 1956) HAVING ITS PRINCIPAL PLACE OF BUSINESS AT ADDRESS: 2, MANINAGAR, NEAR ASHOK GARDEN, MAVDI PLOT, RAJKOT, GUJARAT-INDIA		
DATE OF REGISTRATION	05/11/2014	
TITLE	HANDLE	
PRIORITY NA		

DESIGN NUMBER	262109
CLASS	14-03

1)LG ELECTRONICS INC.,
128, YEOUI-DAERO, YEONGDEUNGPO - GU, SEOUL, 150-721, REPUBLIC OF KOREA, A CORPORATION INCORPORATED UNDER THE LAWS OF THE REPUBLIC OF KOREA

DATE OF REGISTRATION	28/04/2014
TITLE	CELLULAR PHONE

PRIORITY

PRIORITY NUMBER	DATE	COUNTRY
30-2013-0054304	29/10/2013	REPUBLIC OF KOREA

DESIGN NUMBER	266369
CLASS	12-11

1)YAMAHA HATSUDOKI KABUSHIKI KAISHA,
2500, SHINGAI, IWATA-SHI, SHIZUOKA-KEN 438-8501, JAPAN, A JAPANESE CORPORATION

DATE OF REGISTRATION	30/09/2014
TITLE	MOTORCYCLE

PRIORITY

PRIORITY NUMBER	DATE	COUNTRY
2014-006937	31/03/2014	JAPAN

DESIGN NUMBER	266440
CLASS	08-06

1)MANISHBHAI K. CHOVATIYA AN INDIAN NATIONAL SOLE PROPRIETOR OF SAFAR INDUSTRIES AN INDIAN PROPRIETORSHIP FIRM HAVING ITS PRINCIPAL PLACE OF BUSINESS AT
PLOT NO. A/16, PATEL IND. AREA, B/H. RIDDHI SOC., NEAR OVER BRIDGE, GONDAL CHOWKDI, RAJKOT, GUJARAT-INDIA

DATE OF REGISTRATION	07/10/2014
TITLE	HANDLE

PRIORITY NA

DESIGN NUMBER	267111
CLASS	05-06

1)LG HAUSYS, LTD., A KOREAN CORPORATION,
ONE IFC BUILDING, 10 GUKJEGEUMYUNG-RO, YEONGDEUNGPO-GU, SEOUL, REPUBLIC OF KOREA

DATE OF REGISTRATION	30/10/2014
TITLE	RESIN PAPER USED FOR DECORATIVE SHEETS



PRIORITY

PRIORITY NUMBER	DATE	COUNTRY
KR 30-2014-0040339	19/08/2014	REPUBLIC OF KOREA

DESIGN NUMBER	262133
CLASS	08-03

1)SUMITOMO ELECTRIC HARDMETAL CORP., A JAPANESE CORPORATION, OF
1-1, KOYAKITA 1-CHOME, ITAMI-SHI, HYOGO 664-0016, JAPAN

DATE OF REGISTRATION	29/04/2014
TITLE	TIP FOR METAL CUTTING TOOL

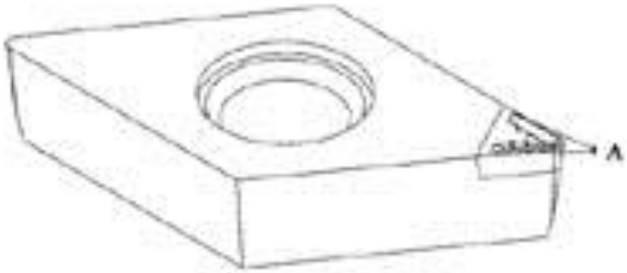

PRIORITY

PRIORITY NUMBER	DATE	COUNTRY
2014-008432	17/04/2014	JAPAN

DESIGN NUMBER	265252
CLASS	09-03

1)BEING HUMAN ENTERPRENUER,
30, DONTAD STREET, 1ST FLOOR, KHADAK, MUMBAI-400 009, AN INDIAN PROPRIETOR FIRM

DATE OF REGISTRATION	28/08/2014
TITLE	BOTTLE

PRIORITY NA

DESIGN NUMBER	265952	
CLASS	05-05	
1) SIDDHI VINAYAK KNOTS & PRINTS PVT. LTD. A COMPANY REGISTERED UNDER THE PROVISION OF COMPANIES ACT, 1956 HAVING ITS REGISTERED OFFICE AT M/S. SIDDHI VINAYAK KNOTS & PRINTS PVT. LTD., **OF** 4103, 4TH FLOOR, J.J. A/C. MARKET, RING ROAD, SURAT-395002 (GUJARAT) INDIA**.**		
DATE OF REGISTRATION	24/09/2014	
TITLE	TEXTILE FABRIC	
PRIORITY NA		
DESIGN NUMBER	265811	
CLASS	09-01	
1)PRAMIT SANGHAVI AND DEWANG SANGHAVI, PARTNERS TRADING AS V2 CORP., A PARTNERSHIP FIRM, INDIAN, WHOSE ADDRESS IS WZ-8/1, INDUSTRIAL AREA, KIRTI NAGAR, NEW DELHI-110015, INDIA		
DATE OF REGISTRATION	22/09/2014	
TITLE	JAR	
PRIORITY NA		
DESIGN NUMBER	266433	
CLASS	08-06	
1)VITTORIA DESIGNS PVT. LTD., (A COMPANY INCORPORATED UNDER THE COMPANIES ACT, 1956) HAVING ITS PRINCIPAL PLACE OF BUSINESS AT ADDRESS: 2, MANINAGAR, NEAR ASHOK GARDEN, MAVDI PLOT, RAJKOT, GUJARAT-INDIA		
DATE OF REGISTRATION	07/10/2014	
TITLE	HANDLE	
PRIORITY NA		

DESIGN NUMBER	267211
CLASS	07-02
1)JAYANTIBHAI A. PIPALIYA AN INDIAN NATIONAL AND SOLE PROPRIETOR OF P. PATEL INDUSTRIES AN INDIAN PROPRIETORSHIP FIRM HAVING ITS PRINCIPAL PLACE OF BUSINESS AT GONDAL ROAD, TATA MOTORS STREET, NEAR POONAM DUMPER, B/H. SATYANARAYAN WAY BRIDGE, YAMUNA INDUSTRIAL AREA, VAVDI, SURVEY NO. 22, RAJKOT, GUJARAT-INDIA	
DATE OF REGISTRATION	05/11/2014
TITLE	KITCHEN PINCERS
PRIORITY NA	

DESIGN NUMBER	267596
CLASS	08-06
1)BHARATBHAI BHURABHAI DOMADIA AND KALPESHBHAI VELJIBHAI DOMADIA BOTH INDIAN NATIONAL PARTNERS OF APEX TECHNOCAST AN INDIAN PARTNERSHIP FIRM HAVING ITS PRINCIPAL PLACE OF BUSINESS AT 5, AJI VASAHAT, OPP. WESTERN MINERAL, 80 FEET ROAD, RAJKOT, GUJARAT-INDIA	
DATE OF REGISTRATION	21/11/2014
TITLE	HANDLE
PRIORITY NA	

DESIGN NUMBER	262535
CLASS	07-01
1)M/S MAGPPIE RETAIL LIMITED HAVING ITS REGISTERED OFFICE AT PD-4A, PITAMPURA,NEW DELHI-110088, INDIA	
DATE OF REGISTRATION	12/05/2014
TITLE	COFFEE MUG
PRIORITY NA	

DESIGN NUMBER	266348	
CLASS	12-16	
1)SUZUKI MOTOR CORPORATION, A JAPANESE CORPORATION OF 300, TAKATSUKA-CHO, MINAMI-KU, HAMAMATSU-SHI, SHIZUOKA-KEN, JAPAN		
DATE OF REGISTRATION	30/09/2014	
TITLE	CONTROL AND INDICATOR PANEL FOR VEHICLE	
PRIORITY NA		
DESIGN NUMBER	265951	
CLASS	05-05	
1) SIDDHI VINAYAK KNOTS & PRINTS PVT. LTD. A COMPANY REGISTERED UNDER THE PROVISION OF COMPANIES ACT, 1956 HAVING ITS REGISTERED OFFICE AT M/S. SIDDHI VINAYAK KNOTS & PRINTS PVT. LTD., **OF** 4103, 4TH FLOOR, J.J. A/C. MARKET, RING ROAD, SURAT-395002 (GUJARAT) INDIA**.**		
DATE OF REGISTRATION	24/09/2014	
TITLE	TEXTILE FABRIC	
PRIORITY NA		
DESIGN NUMBER	265810	
CLASS	09-01	
1)PRAMIT SANGHAVI AND DEWANG SANGHAVI, PARTNERS TRADING AS V2 CORP., A PARTNERSHIP FIRM, INDIAN, WHOSE ADDRESS IS WZ-8/1, INDUSTRIAL AREA, KIRTI NAGAR, NEW DELHI-110015, INDIA		
DATE OF REGISTRATION	22/09/2014	
TITLE	JAR	
PRIORITY NA		

DESIGN NUMBER	266432
CLASS	08-06
1)VITTORIA DESIGNS PVT. LTD., (A COMPANY INCORPORATED UNDER THE COMPANIES ACT, 1956) HAVING ITS PRINCIPAL PLACE OF BUSINESS AT ADDRESS: 2, MANINAGAR, NEAR ASHOK GARDEN, MAVDI PLOT, RAJKOT, GUJARAT-INDIA	
DATE OF REGISTRATION	07/10/2014
TITLE	HANDLE
PRIORITY NA	

DESIGN NUMBER	267210
CLASS	08-06
1)BHARATBHAI BHURABHAI DOMADIA AND KALPESHBHAI VELJIBHAI DOMADIA BOTH INDIAN NATIONAL PARTNERS OF APEX TECHNOCAST AN INDIAN PARTNERSHIP FIRM HAVING ITS PRINCIPAL PLACE OF BUSINESS AT 5, AJI VASAHAT, OPP. WESTERN MINERAL, 80 FEET ROAD, RAJKOT, GUJARAT-INDIA	
DATE OF REGISTRATION	05/11/2014
TITLE	HANDLE
PRIORITY NA	

DESIGN NUMBER	267878
CLASS	09-03
1)LOADHOG LIMITED, THE HOG WORKS, HAWKE STREET, SHEFFIELD, S9 2SU, UNITED KINGDOM; NATIONALITY: UK	
DATE OF REGISTRATION	03/12/2014
TITLE	CONTAINER FOR STORING GOODS

PRIORITY

PRIORITY NUMBER	DATE	COUNTRY
002476879	04/06/2014	OHIM

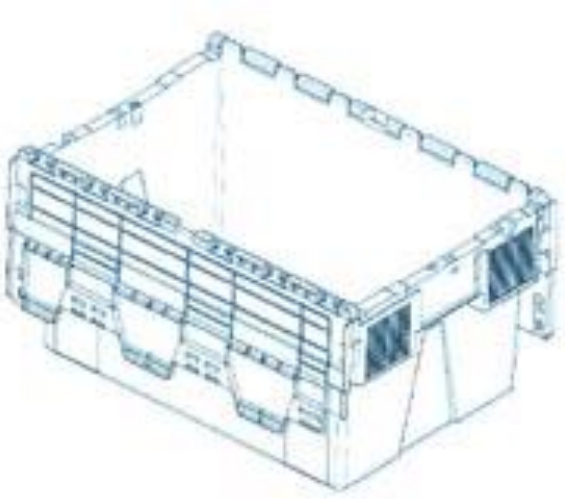

DESIGN NUMBER	260435
CLASS	09-07
1)ZYDUS WELLNESS LTD, SIGMA COMMERCE ZONE, NEAR ISCON CROSS ROAD, B/H GALLOPS MALL, AMBLI-BOPAL ROAD, AHMEDABAD 380 015, INDIA	
DATE OF REGISTRATION	18/02/2014
TITLE	DISPENSING CLOSURE
PRIORITY NA	

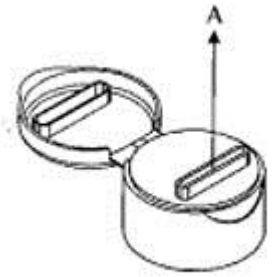

DESIGN NUMBER	265431
CLASS	09-07
1)APTARGROUP, INC., 475 WEST TERRA COTTA AVENUE, SUITE E, CRYSTAL LAKE, ILLINOIS 60014-9695, UNITED STATES OF AMERICA, A DELAWARE CORPORATION	
DATE OF REGISTRATION	04/09/2014
TITLE	CLOSURE FOR CONTAINER

PRIORITY

PRIORITY NUMBER	DATE	COUNTRY
29/494,160	18/06/2014	U.S.A.

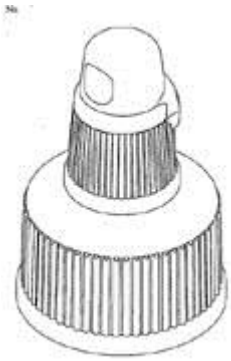

DESIGN NUMBER	265897
CLASS	05-05
1) SIDDHI VINAYAK KNOTS & PRINTS PVT. LTD. A COMPANY REGISTERED UNDER THE PROVISION OF COMPANIES ACT, 1956 HAVING ITS REGISTERED OFFICE AT M/S. SIDDHI VINAYAK KNOTS & PRINTS PVT. LTD.,OF 4103, 4TH FLOOR, J. J. A/C. MARKET, RING ROAD, SURAT-395002 (GUJARAT) INDIA.	
DATE OF REGISTRATION	24/09/2014
TITLE	TEXTILE FABRIC
PRIORITY NA	

DESIGN NUMBER	265959
CLASS	05-05
1) SIDDHI VINAYAK KNOTS & PRINTS PVT. LTD. A COMPANY REGISTERED UNDER THE PROVISION OF COMPANIES ACT, 1956 HAVING ITS REGISTERED OFFICE AT M/S. SIDDHI VINAYAK KNOTS & PRINTS PVT. LTD., OF 4103, 4TH FLOOR, J.J. A/C. MARKET, RING ROAD, SURAT-395002 (GUJARAT) INDIA.	
DATE OF REGISTRATION	24/09/2014
TITLE	TEXTILE FABRIC
PRIORITY NA	

DESIGN NUMBER	265632
CLASS	09-07
1)IPN IP BV, AN NETHERLAND COMPANY, HAVING ITS ADDRESS AT VOORVESTE 1, 3992 DC HOUTEN, NETHERLAND	
DATE OF REGISTRATION	12/09/2014
TITLE	SPOUT
PRIORITY NA	

DESIGN NUMBER	266831
CLASS	12-16
1)MINDA INDUSTRIES LIMITED, AN INDIAN COMPANY OF VILL. NAWADA FATEPUR, P.O. SIKANDERPUR BADDA, MANESAR, DISTT. GURGAON, HARYANA-122004, INDIA	
DATE OF REGISTRATION	20/10/2014
TITLE	NUMBER PLATE LAMP FOR TWO WHELLER VEHICLE
PRIORITY NA	

DESIGN NUMBER	267807
CLASS	07-01
1)RAVISSANT PRIVATE LIMITED, AN INDIAN COMPANY, OF 50-51, COMMERCIAL COMPLEX, NEW FRIENDS COLONY, NEW DELHI-110065, INDIA	
DATE OF REGISTRATION	28/11/2014
TITLE	DISH
PRIORITY NA	

DESIGN NUMBER	263466
CLASS	03-01
1)SMITH & NEPHEW INC., OF 1450 BROOKS ROAD, MEMPHIS, TENNESSEE 38116, U.S.A.	
DATE OF REGISTRATION	18/06/2014
TITLE	BAG

PRIORITY

PRIORITY NUMBER	DATE	COUNTRY
29/492,729	02/06/2014	U.S.A.

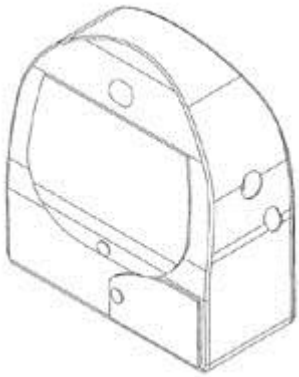

DESIGN NUMBER	269195
CLASS	12-15
1)CONTINENTAL REIFEN DEUTSCHLAND GMBH, A COMPANY ORGANIZED UNDER THE LAWS OF GERMANY OF VAHRENWALDER STR. 9, 30165 HANNOVER, GERMANY	
DATE OF REGISTRATION	30/01/2015
TITLE	TYRE

PRIORITY

PRIORITY NUMBER	DATE	COUNTRY
839357701	16/09/2014	WIPO

DESIGN NUMBER	264222
CLASS	13-03

1)IDEAL INDUSTRIES, INC., A DELAWARE CORPORATION OF
BECKER PLACE, SYCAMORE, ILLINOIS 60178, U.S.A.

DATE OF REGISTRATION	25/07/2014
TITLE	POWER CONNECTOR HOUSING

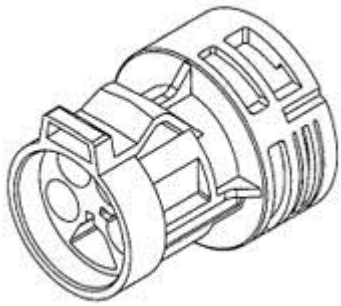

PRIORITY

PRIORITY NUMBER	DATE	COUNTRY
29/481,103	31/01/2014	U.S.A.

DESIGN NUMBER	264766
CLASS	12-16

1)AUDI AG, A JOINT STOCK COMPANY ESTABLISHED UNDER GERMAN LAW, OF
85045 INGOLSTADT, GERMANY

DATE OF REGISTRATION	14/08/2014
TITLE	WHEEL RIM

PRIORITY

PRIORITY NUMBER	DATE	COUNTRY
002408328-0002	20/02/2014	OHIM

DESIGN NUMBER	265905
CLASS	05-05

1) SIDDHI VINAYAK KNOTS & PRINTS PVT. LTD. A COMPANY REGISTERED UNDER THE PROVISION OF COMPANIES ACT, 1956 HAVING ITS REGISTERED OFFICE AT M/S. SIDDHI VINAYAK KNOTS & PRINTS PVT. LTD.,
OF
4103, 4TH FLOOR, J. J. A/C. MARKET, RING ROAD, SURAT-395002 (GUJARAT) INDIA.

DATE OF REGISTRATION	24/09/2014
TITLE	TEXTILE FABRIC

PRIORITY NA

DESIGN NUMBER	265987
CLASS	06-01
1)NATIONAL INSTITUTE OF DESIGN LOCATED AT PALDI, AHMEDABAD-380007, GUJARAT, HAVING NATIONALITY AS INDIAN	
DATE OF REGISTRATION	24/09/2014
TITLE	CHAIR
PRIORITY NA	

DESIGN NUMBER	263554
CLASS	13-03
1)ROXTEC AB, A SWEDISH JOINT STOCK COMPANY, OF PO BOX 540 (STREET ADDRESS: ROMBVÄGEN 2) SE-37123 KARLSKRONA, SWEDEN	
DATE OF REGISTRATION	20/06/2014
TITLE	LID OF A SPLICE BOX

PRIORITY

PRIORITY NUMBER	DATE	COUNTRY
002376459	23/12/2013	OHIM

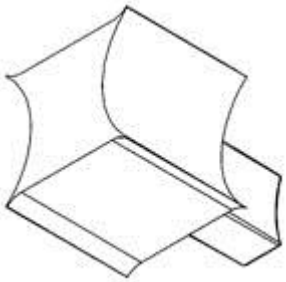

DESIGN NUMBER	265956
CLASS	05-05
1) SIDDHI VINAYAK KNOTS & PRINTS PVT. LTD., A COMPANY REGISTERED UNDER THE PROVISION OF COMPANIES ACT, 1956 HAVING ITS REGISTERED OFFICE AT M/S. SIDDHI VINAYAK KNOTS & PRINTS PVT. LTD., OF 4103, 4TH FLOOR, J.J. A/C. MARKET, RING ROAD, SURAT-395002 (GUJARAT) INDIA.	
DATE OF REGISTRATION	24/09/2014
TITLE	TEXTILE FABRIC
PRIORITY NA	

DESIGN NUMBER	266060
CLASS	24-01

1)ZEVEX, INC., A COMPANY INCORPORATED UNDER THE LAWS OF UNITED STATES OF AMERICA, NATIONALITY: UNITED STATES OF AMERICA,
ADDRESS AT 4314 ZEVEX PARK LANE SALT LAKE CITY, UT 84123, UNITED STATES OF AMERICA.

DATE OF REGISTRATION	26/09/2014
TITLE	FEEDING PUMP FOR MEDICAL PURPOSE

PRIORITY

PRIORITY NUMBER	DATE	COUNTRY
29/488,027	15/04/2014	U.S.A.

DESIGN NUMBER	265836
CLASS	23-01

1)PENTAIR RESIDENTIAL FILTRATION, LLC
5730 NORTH GLEN PARK ROAD GLENDALE, WI 53209 U.S.A., NATIONALITY: U.S.A.

DATE OF REGISTRATION	19/09/2014
TITLE	VALVE HOUSING FOR A RESIDENTIAL FILTRATION UNIT

PRIORITY

PRIORITY NUMBER	DATE	COUNTRY
29/485, 623	20/03/2014	U.S.A.

DESIGN NUMBER	266444
CLASS	09-04

1)JAY HANSRAJBHAI GONDALIYA AND RAVI LABHUBHAI PARMAR AN BOTH INDIAN CITIZEN TRADING AS PARTNERS IN INDIAN REGISTERED PARTNERSHIP FIRM DHANANJAY GROUP OF INDUSTRIES, HAVING ITS OFFICE AT
65, THAKORDWAR SOCIETY-3, BEHIND BHOMI COMPLEX, PALANPUR PATIYA, RANDER ROAD, SURAT-395 009.

DATE OF REGISTRATION	08/10/2014
TITLE	BASKET

PRIORITY NA

DESIGN NUMBER	265433
CLASS	09-07

1)APTARGROUP, INC.,
475 WEST TERRA COTTA AVENUE, SUITE E, CRYSTAL LAKE, ILLINOIS 60014-9695, UNITED STATES OF AMERICA, A DELAWARE CORPORATION

DATE OF REGISTRATION	04/09/2014
TITLE	CLOSURE FOR CONTAINER

PRIORITY

PRIORITY NUMBER	DATE	COUNTRY
29/494,356	19/06/2014	U.S.A.

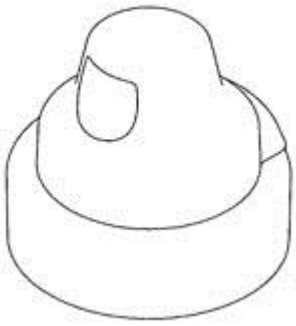

DESIGN NUMBER	266383
CLASS	24-01

1)SHIMADZU CORPORATION A JAPANESE CORPORATION OF THE ADDRESS:
1, NISHINOKYO-KUWABARACHO, NAKAGYO-KU, KYOTO-SHI, KYOTO, JAPAN

DATE OF REGISTRATION	01/10/2014
TITLE	CHROMATOGRAPHY APPARATUS

PRIORITY

PRIORITY NUMBER	DATE	COUNTRY
2014-014440	01/07/2014	JAPAN

DESIGN NUMBER	265639
CLASS	12-12

1)INVACARE INTERNATIONAL SÀRL, A CORPORATION ORGANIZED AND EXISTING UNDER THE LAWS OF SWITZERLAND, OF
ROUTE DE CITÉ-OUEST 2, 1196 GLAND, SWITZERLAND

DATE OF REGISTRATION	12/09/2014
TITLE	WHEELCHAIR FRAME

PRIORITY

PRIORITY NUMBER	DATE	COUNTRY
DM/083472	13/03/2014	WIPO

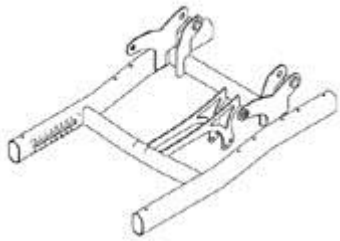

DESIGN NUMBER	267809
CLASS	07-01

1)RAVISSANT PRIVATE LIMITED, AN INDIAN COMPANY, OF
50-51, COMMERCIAL COMPLEX, NEW FRIENDS COLONY, NEW DELHI-110065, INDIA

DATE OF REGISTRATION	28/11/2014
TITLE	ICE BUCKET

PRIORITY NA

DESIGN NUMBER	264226
CLASS	13-03

1)IDEAL INDUSTRIES, INC., A DELAWARE CORPORATION OF
BECKER PLACE, SYCAMORE, ILLINOIS 60178, U.S.A.

DATE OF REGISTRATION	25/07/2014
TITLE	POWER CONNECTOR HOUSING

PRIORITY

PRIORITY NUMBER	DATE	COUNTRY
29/481,106	31/01/2014	U.S.A.

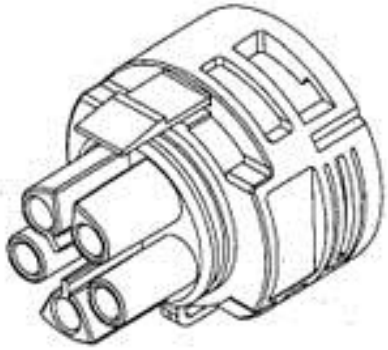

DESIGN NUMBER	265658
CLASS	15-09

1)PANASONIC CORPORATION, A COMPANY ORGANIZED AND EXISTING UNDER THE LAWS OF JAPAN, OF
1006, OAZA KADOMA, KADOMA-SHI, OSAKA 571-8501, JAPAN

DATE OF REGISTRATION	12/09/2014
TITLE	WELDING MACHINE

PRIORITY

PRIORITY NUMBER	DATE	COUNTRY
2014-005568	17/03/2014	JAPAN

DESIGN NUMBER	253772
CLASS	09-01
1)SABMILLER INDIA LIMITED, AN INDIAN COMPANY, OF JALAHALLI CAMP ROAD, YESHWANTHPUR, BANGALORE-560022, KARNATAKA, INDIA	
DATE OF REGISTRATION	10/05/2013
TITLE	BOTTLE
PRIORITY NA	

DESIGN NUMBER	269043
CLASS	08-06
1)BHARATBHAI K. CHOVATIYA AN INDIAN NATIONAL HAVING HIS PRINCIPAL PLACE AT ADDRESS: 2, MANINAGAR, NEAR ASHOK GARDEN, MAVDI PLOT, RAJKOT, GUJARAT-INDIA	
DATE OF REGISTRATION	22/01/2015
TITLE	HANDLE
PRIORITY NA	

DESIGN NUMBER	265434
CLASS	09-07
1)APTARGROUP, INC., 475 WEST TERRA COTTA AVENUE, SUITE E, CRYSTAL LAKE, ILLINOIS 60014-9695, UNITED STATES OF AMERICA, A DELAWARE CORPORATION	
DATE OF REGISTRATION	04/09/2014
TITLE	CLOSURE FOR CONTAINER

PRIORITY

PRIORITY NUMBER	DATE	COUNTRY
29/494,998	26/06/2014	U.S.A.

DESIGN NUMBER	265640
CLASS	12-12
1)INVACARE INTERNATIONAL SÀRL, A CORPORATION ORGANIZED AND EXISTING UNDER THE LAWS OF SWITZERLAND, OF ROUTE DE CITÉ-OUEST 2, 1196 GLAND, SWITZERLAND	
DATE OF REGISTRATION	12/09/2014
TITLE	ARMREST FOR A WHEELCHAIR

PRIORITY

PRIORITY NUMBER	DATE	COUNTRY
DM/083472	13/03/2014	WIPO

DESIGN NUMBER	266453
CLASS	06-03
1)NATIONAL INSTITUTE OF DESIGN LOCATED AT PALDI, AHMEDABAD-380007, GUJARAT, HAVING NATIONALITY AS INDIAN	
DATE OF REGISTRATION	08/10/2014
TITLE	ROUND TABLE

PRIORITY NA

DESIGN NUMBER	263485
CLASS	10-02
1)ROLEX SA, A JOINT STOCK COMPANY ORGANIZED AND EXISTING UNDER THE LAWS OF SWITZERLAND, OF 3-5-7, RUE FRANÇOIS-DUSSAUD, GENEVA, SWITZERLAND	
DATE OF REGISTRATION	19/06/2014
TITLE	WRISTWATCH

PRIORITY

PRIORITY NUMBER	DATE	COUNTRY
140343	20/12/2013	SWITZERLAND

DESIGN NUMBER	264640
CLASS	02-02
1)BLC PAWS, LLC, A LIMITED LIABILITY COMPANY ORGANIZED AND EXISTING UNDER THE LAWS OF GEORGIA, OF 2020 HOWELL MILL ROAD, SUITE C, #267, ATLANTA, GEORGIA 30318, USA	
DATE OF REGISTRATION	11/08/2014
TITLE	GARMENT

PRIORITY

PRIORITY NUMBER	DATE	COUNTRY
29/481,978	12/02/2014	U.S.A.

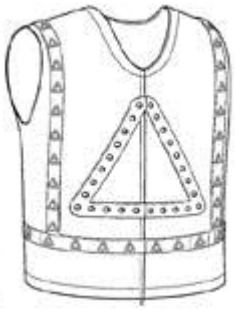

DESIGN NUMBER	265641
CLASS	12-12
1)INVACARE INTERNATIONAL SÀRL, A CORPORATION ORGANIZED AND EXISTING UNDER THE LAWS OF SWITZERLAND, OF ROUTE DE CITÉ-OUEST 2, 1196 GLAND, SWITZERLAND	
DATE OF REGISTRATION	12/09/2014
TITLE	WHEELCHAIR FRAME

PRIORITY

PRIORITY NUMBER	DATE	COUNTRY
DM/083472	13/03/2014	WIPO

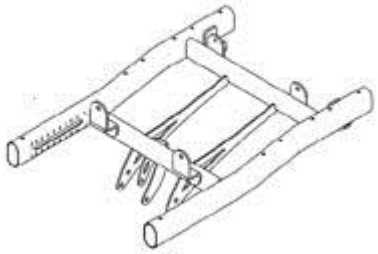

DESIGN NUMBER	267811
CLASS	07-01
1)RAVISSANT PRIVATE LIMITED, AN INDIAN COMPANY, OF 50-51, COMMERCIAL COMPLEX, NEW FRIENDS COLONY, NEW DELHI-110065, INDIA	
DATE OF REGISTRATION	28/11/2014
TITLE	PLATTER
PRIORITY NA	

DESIGN NUMBER	263486
CLASS	10-02

1)ROLEX SA, A JOINT STOCK COMPANY ORGANIZED AND EXISTING UNDER THE LAWS OF SWITZERLAND,
OF 3-5-7, RUE FRANÇOIS-DUSSAUD, GENEVA, SWITZERLAND

DATE OF REGISTRATION	19/06/2014
TITLE	WRISTWATCH

PRIORITY

PRIORITY NUMBER	DATE	COUNTRY
140343	20/12/2013	SWITZERLAND

DESIGN NUMBER	264224
CLASS	13-03

1)IDEAL INDUSTRIES, INC., A DELAWARE CORPORATION OF
BECKER PLACE, SYCAMORE, ILLINOIS 60178, U.S.A.

DATE OF REGISTRATION	25/07/2014
TITLE	POWER CONNECTOR HOUSING

PRIORITY

PRIORITY NUMBER	DATE	COUNTRY
29/481,103	31/01/2014	U.S.A.

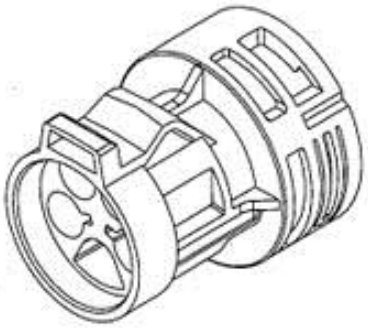

DESIGN NUMBER	264768
CLASS	12-16

1)AUDI AG, A JOINT STOCK COMPANY ESTABLISHED UNDER GERMAN LAW, OF
85045 INGOLSTADT, GERMANY

DATE OF REGISTRATION	14/08/2014
TITLE	WHEEL RIM

PRIORITY

PRIORITY NUMBER	DATE	COUNTRY
002408328-0004	20/02/2014	OHIM

DESIGN NUMBER	265989
CLASS	06-01
1)NATIONAL INSTITUTE OF DESIGN LOCATED AT PALDI, AHMEDABAD-380007, GUJARAT, HAVING NATIONALITY AS INDIAN	
DATE OF REGISTRATION	24/09/2014
TITLE	STOOL
PRIORITY NA	

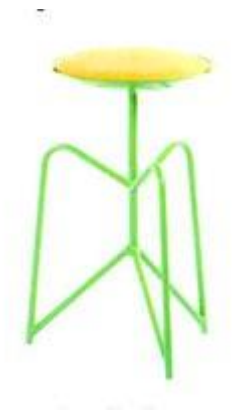

DESIGN NUMBER	268164
CLASS	15-01
1)SIEMENS AKTIENGESELLSCHAFT, OF WITTELSBACHERPLATZ 2, 80333 MUNCHEN, GERMANY, A GERMAN COMPANY.	
DATE OF REGISTRATION	12/12/2014
TITLE	GEAR

PRIORITY

PRIORITY NUMBER	DATE	COUNTRY
001417182	17/07/2014	OHIM

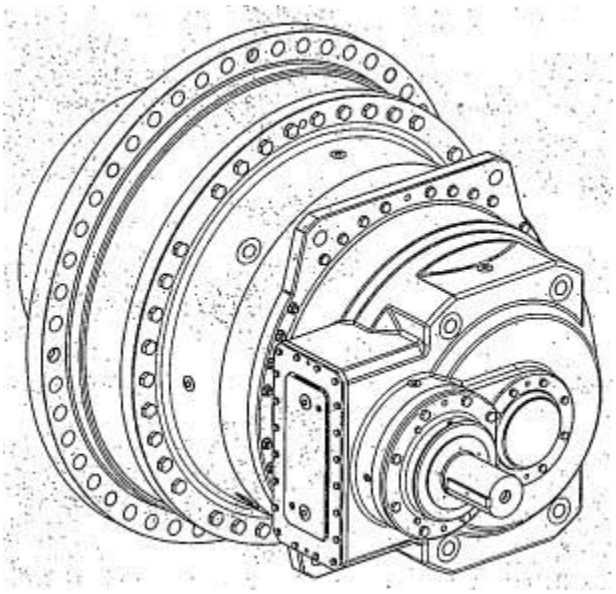

DESIGN NUMBER	269041
CLASS	08-06
1)JAGDISHBHAI C. LUNAGARIYA AN INDIAN NATIONAL HAVING HIS PRINCIPAL PLACE OF BUSINESS AT ADDRESS: 5-AJI VASAHAT, 80 FEET ROAD, BEHIND P. M. DIESELS RAJKOT-3, GUJARAT-INDIA	
DATE OF REGISTRATION	22/01/2015
TITLE	KEY STAND
PRIORITY NA	

DESIGN NUMBER	263556
CLASS	13-03

1)ROXTEC AB, A SWEDISH JOINT STOCK COMPANY, OF
PO BOX 540 (STREET ADDRESS: ROMBVÄGEN 2) SE-37123 KARLSKRONA, SWEDEN

DATE OF REGISTRATION	20/06/2014
TITLE	LID OF A SPLICE BOX

PRIORITY

PRIORITY NUMBER	DATE	COUNTRY
002376459	23/12/2013	OHIM

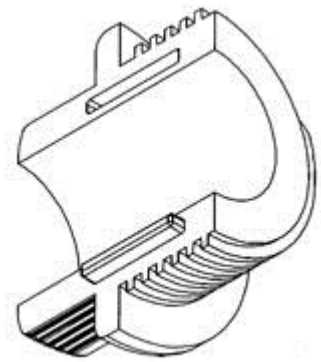

DESIGN NUMBER	265432
CLASS	09-07

1)APTARGROUP, INC.,
475 WEST TERRA COTTA AVENUE, SUITE E, CRYSTAL LAKE, ILLINOIS 60014-9695, UNITED STATES OF AMERICA, A DELAWARE CORPORATION

DATE OF REGISTRATION	04/09/2014
TITLE	CLOSURE FOR CONTAINER

PRIORITY

PRIORITY NUMBER	DATE	COUNTRY
29/494,376	19/06/2014	U.S.A.

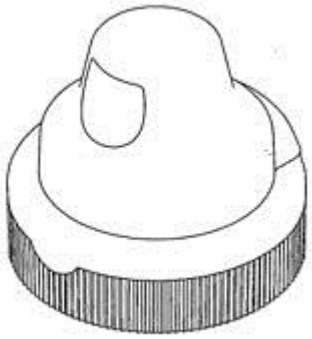

DESIGN NUMBER	265898
CLASS	05-05

1) SIDDHI VINAYAK KNOTS & PRINTS PVT. LTD. A COMPANY REGISTERED UNDER THE PROVISION OF COMPANIES ACT, 1956 HAVING ITS REGISTERED OFFICE AT M/S. SIDDHI VINAYAK KNOTS & PRINTS PVT. LTD., OF
4103, 4TH FLOOR, J. J. A/C. MARKET, RING ROAD, SURAT-395002 (GUJARAT) INDIA.

DATE OF REGISTRATION	24/09/2014
TITLE	TEXTILE FABRIC

PRIORITY NA

DESIGN NUMBER	265638
CLASS	12-15
1)BRIDGESTONE CORPORATION, A JAPANESE COMPANY ORGANIZED AND EXISTING UNDER THE LAWS OF JAPAN, MANUFACTURES AND MERCHANTS, OF 1-1, KYOBASHI 3-CHOME, CHUO-KU, TOKYO 104-8340, JAPAN	
DATE OF REGISTRATION	12/09/2014
TITLE	TIRE TREAD

PRIORITY

PRIORITY NUMBER	DATE	COUNTRY
JP2014-005266	13/03/2014	JAPAN

DESIGN NUMBER	266451
CLASS	06-03
1)NATIONAL INSTITUTE OF DESIGN LOCATED AT PALDI, AHMEDABAD-380007, GUJARAT, HAVING NATIONALITY AS INDIAN	
DATE OF REGISTRATION	08/10/2014
TITLE	CENTRE TABLE
PRIORITY NA	

DESIGN NUMBER	266833
CLASS	15-03
1)K. S. AGRO TECH PVT. LTD., RAIKOT ROAD, MALERKOTLA-148023, DISTT. SANGRUR (PUNJAB) INDIA (AN INDIAN COMPANY DULY REGISTERED UNDER THE COMPANIES ACT, 1956) OF THE ABOVE ADDRESS	
DATE OF REGISTRATION	20/10/2014
TITLE	AGRICULTURAL MACHINE FOR STRAW REARING
PRIORITY NA	

DESIGN NUMBER	267808
CLASS	07-01
1)RAVISSANT PRIVATE LIMITED, AN INDIAN COMPANY, OF 50-51, COMMERCIAL COMPLEX, NEW FRIENDS COLONY, NEW DELHI-110065, INDIA	
DATE OF REGISTRATION	28/11/2014
TITLE	JUG
PRIORITY NA	



DESIGN NUMBER	266437
CLASS	08-06
1)VITTORIA DESIGNS PVT. LTD., (A COMPANY INCORPORATED UNDER THE COMPANIES ACT, 1956) HAVING ITS PRINCIPAL PLACE OF BUSINESS AT ADDRESS: 2, MANINAGAR, NEAR ASHOK GARDEN, MAVDI PLOT, RAJKOT, GUJARAT-INDIA	
DATE OF REGISTRATION	07/10/2014
TITLE	HANDLE
PRIORITY NA	

DESIGN NUMBER	266604
CLASS	09-01
1)SAVERGLASS, A FRENCH COMPANY OF 3 RUE DE LA GARE, 60960 FEUQUIERES, FRANCE	
DATE OF REGISTRATION	10/10/2014
TITLE	BOTTLE

PRIORITY

PRIORITY NUMBER	DATE	COUNTRY
002500165-*0001	10/07/2014	OHIM

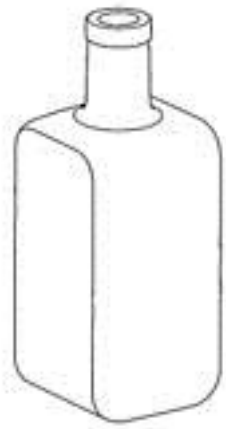

DESIGN NUMBER	267212
CLASS	12-16
1)JAYANTIBHAI A. PIPALIYA AN INDIAN NATIONAL AND SOLE PROPRIETOR OF P. PATEL INDUSTRIES AN INDIAN PROPRIETORSHIP FIRM HAVING ITS PRINCIPAL PLACE OF BUSINESS AT GONDAL ROAD, TATA MOTORS STREET, NEAR POONAM DUMPER, B/H. SATYANARAYAN WAY BRIDGE, YAMUNA INDUSTRIAL AREA, VAVDI, SURVEY NO. 22, RAJKOT, GUJARAT-INDIA	
DATE OF REGISTRATION	05/11/2014
TITLE	SUSPENSION MOUNTING RING FOR VEHICLES
PRIORITY NA	

DESIGN NUMBER	262132
CLASS	08-03
1)SUMITOMO ELECTRIC HARDMETAL CORP., A JAPANESE CORPORATION, OF 1-1, KOYAKITA 1-CHOME, ITAMI-SHI, HYOGO 664-0016, JAPAN	
DATE OF REGISTRATION	29/04/2014
TITLE	TIP FOR METAL CUTTING TOOL

PRIORITY

PRIORITY NUMBER	DATE	COUNTRY
2014-008431	17/04/2014	JAPAN

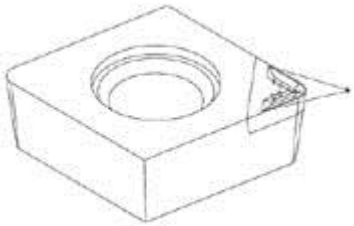

DESIGN NUMBER	265394
CLASS	14-01
1)HARMAN INTERNATIONAL INDUSTRIES, INCORPORATED, A CORPORATION ORGANIZED AND EXISTING UNDER THE US LAW, OF 8500 BALBOA BLVD, NORTHRIDGE, CA 91329, UNITED STATES OF AMERICA	
DATE OF REGISTRATION	04/09/2014
TITLE	AUDIO MIXING BOARD

PRIORITY

PRIORITY NUMBER	DATE	COUNTRY
29/483,951	04/03/2014	U.S.A.

DESIGN NUMBER	265957
CLASS	05-05
1)SIDDHI VINAYAK KNOTS & PRINTS PVT. LTD., A COMPANY REGISTERED UNDER THE PROVISION OF COMPANIES ACT, 1956 HAVING ITS REGISTERED OFFICE AT M/S. SIDDHI VINAYAK KNOTS & PRINTS PVT. LTD., **OF** 4103, 4TH FLOOR, J.J. A/C. MARKET, RING ROAD, SURAT-395002 (GUJARAT) INDIA.	
DATE OF REGISTRATION	24/09/2014
TITLE	TEXTILE FABRIC
PRIORITY NA	



DESIGN NUMBER	265717
CLASS	09-03
1)ROSE PLASTIC AG, A GERMAN COMPANY, OF RUPOLZER STRASSE 53, 88138 HERGENSWEILER, GERMANY	
DATE OF REGISTRATION	16/09/2014
TITLE	SNAP-ON HANGING PACKAGING CONTAINER
PRIORITY NA	

DESIGN NUMBER	266138
CLASS	13-02
1)SMA SOLAR TECHNOLOGY AG, A GERMAN COMPANY OF SONNENALLEE 1, 34266 NIESTETAL, GERMANY	
DATE OF REGISTRATION	29/09/2014
TITLE	INVERTER

PRIORITY

PRIORITY NUMBER	DATE	COUNTRY
002436667-0001	31/03/2014	OHIM

DESIGN NUMBER	266476
CLASS	08-08
1)MUKUL GOYAL OF TATTVA ART HARDWARE, A UNIT OF DESIGNWISE INDIA PVT. LTD., AN INDIAN NATIONAL, REGISTERED OFFICE- C-34, NEETI BAGH, NEW DELHI-110049, INDIA	
DATE OF REGISTRATION	08/10/2014
TITLE	CURTAIN BRACKET
PRIORITY NA	

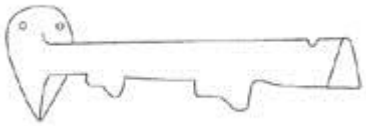

DESIGN NUMBER	268825
CLASS	23-02
1)SURESH M. DESAI AND ATULKUMAR J. KOTHARI BOTH INDIAN NATIONALS AND PARTNERS OF MARWEL ENTERPRISE AN INDIAN PARTNERSHIP FIRM HAVING ITS PRINCIPAL PLACE OF BUSINESS AT ADDRESS: 242, VIJAY ESTATE, CENTRAL WORK SHOP ROAD, BHIKSHUK GRUH, ODHAV, AHMEDABAD-382415, GUJARAT-INDIA	
DATE OF REGISTRATION	13/01/2015
TITLE	BATHROOM ACCESSORIES
PRIORITY NA	

DESIGN NUMBER	264952
CLASS	09-01
1)MR. GHISULAL RATHOD, MR. PRADEEP RATHOD, MR. PANKAJ RATHOD, MR. PANNALAL SHARMA, MR. JAYANTILAL JAIN, MR. GAURAV RATHOD, MRS. SANGEETA RATHOD, MRS. BABITA RATHOD AND MRS. PAMPUBEN RATHOD, ALL INDIAN NATIONALS TRADING UNDER THE NAME AND STYLE OF M/S. CELLO INDUSTRIES, A PARTNERSHIP FIRM REGISTERED UNDER THE PROVISION OF INDIAN PARTNERSHIP ACT, 1932, HAVING OFFICE ADDRESS AT CORPORATE AVENUE, 'B' WING, CELLO HOUSE, SONAWALA ROAD, GOREGAON (EAST), MUMBAI-0400 063	
DATE OF REGISTRATION	21/08/2014
TITLE	BOTTLE
PRIORITY NA	

DESIGN NUMBER	265048
CLASS	05-05

1) SIDDHI VINAYAK KNOTS & PRINTS PVT. LTD. A COMPANY REGISTERED UNDER THE PROVISION OF COMPANIES ACT, 1956 HAVING ITS REGISTERED OFFICE AT M/S. SIDDHI VINAYAK KNOTS & PRINTS PVT. LTD.,
OF
4103, 4TH FLOOR, J. J. A/C. MARKET, RING ROAD, SURAT-395002 (GUJARAT) INDIA.

DATE OF REGISTRATION	25/08/2014
TITLE	TEXTILE FABRIC

PRIORITY NA

DESIGN NUMBER	265760
CLASS	08-07

1)NILESHBHAI BHIKUBHAI SAVALIYA (ADULT AND INDIAN NATIONALS) SOLE PROPRITOR OF BHOJALRAM ENTERPRISE (INDIAN PROPRIETORSHIP CONCERN)
HAVING PLACE OF BUSINESS AT- PLOT NO.105, VIRANI AGHAT, SHED NO.1, OPP: RAILWAY QUATER, NR SHIVAM AUTO GARAGE, RAJKOT-360002-GUJARAT, -(INDIA)

DATE OF REGISTRATION	19/09/2014
TITLE	DOOR LATCH (SET)

PRIORITY NA

DESIGN NUMBER	265916
CLASS	05-05

1) SIDDHI VINAYAK KNOTS & PRINTS PVT. LTD. A COMPANY REGISTERED UNDER THE PROVISION OF COMPANIES ACT, 1956 HAVING ITS REGISTERED OFFICE AT M/S. SIDDHI VINAYAK KNOTS & PRINTS PVT. LTD.,
OF 4103, 4TH FLOOR, J.J. A/C. MARKET, RING ROAD, SURAT-395002 (GUJARAT) INDIA.

DATE OF REGISTRATION	24/09/2014
TITLE	TEXTILE FABRIC

PRIORITY NA

DESIGN NUMBER	268829	
CLASS	23-02	
1)SURESH M. DESAI AND ATULKUMAR J. KOTHARI BOTH INDIAN NATIONALS AND PARTNERS OF MARWEL ENTERPRISE AN INDIAN PARTNERSHIP FIRM HAVING ITS PRINCIPAL PLACE OF BUSINESS AT ADDRESS: 242, VIJAY ESTATE, CENTRAL WORK SHOP ROAD, BHIKSHUK GRUH, ODHAV, AHMEDABAD-382415, GUJARAT-INDIA		
DATE OF REGISTRATION	13/01/2015	
TITLE	BATHROOM ACCESSORIES	
PRIORITY NA		

DESIGN NUMBER	268236	
CLASS	09-01	
1)INDUBEN GHANSHYAMBHAI MALAVIA, INDIVIDUAL, AN INDIAN NATIONAL, PROPRIETOR OF PATEL PERFUMERY PRODUCTS, HAVING ITS OFFICE AT BHAVANI NAGAR, MATA-WADI, L. H. ROAD, VARACHHA, SURAT-395 006, GUJARAT, INDIA.		
DATE OF REGISTRATION	16/12/2014	
TITLE	BOTTLE	
PRIORITY NA		

DESIGN NUMBER	267200	
CLASS	08-06	
1)VITTORIA DESIGNS PVT. LTD. (A COMPANY INCORPORATED UNDER THE COMPANIES ACT, 1956) HAVING ITS PRINCIPAL PLACE OF BUSINESS AT ADDRESS: 2, MANINAGAR, NEAR ASHOK GARDEN, MAVDI PLOT, RAJKOT, GUJARAT-INDIA		
DATE OF REGISTRATION	05/11/2014	
TITLE	HANDLE	
PRIORITY NA		

DESIGN NUMBER	265832
CLASS	09-01
1)NATIONAL INSTITUTE OF TECHNOLOGY, ROURKELA 769008, DIST: SUNDARGARH, ODISHA NATIONALITY: INDIAN	
DATE OF REGISTRATION	18/09/2014
TITLE	PORTABLE WATER BOTTLE
PRIORITY NA	

DESIGN NUMBER	266442
CLASS	12-15
1)BRIDGESTONE AMERICAS TIRE OPERATIONS, LLC, A COMPANY ORGANIZED UNDER THE LAWS OF THE STATE OF DELAWARE OF 535 MARRIOTT DRIVE, NASHVILLE, TENNESSEE 37214, U.S.A.	
DATE OF REGISTRATION	08/10/2014
TITLE	TIRE TREAD

PRIORITY

PRIORITY NUMBER	DATE	COUNTRY
29/487,857	13/04/2014	U.S.A.

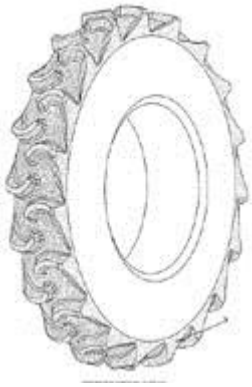

DESIGN NUMBER	267599
CLASS	23-04
1)VEGO HOME SCIENCE PRIVATE LIMITED, AN INDIAN COMPANY INCORPORATED UNDER THE COMPANIES ACT OF 1956, HAVING ITS REGISTERED ADDRESS AT GALA NO. 1, JAYATI APARTMENT, NEW LINK ROAD, OPPOSITE SYMPHONY TOWER, KANDIVALI WEST, MUMBAI-400067, INDIA	
DATE OF REGISTRATION	21/11/2014
TITLE	AIR COOLER
PRIORITY NA	

DESIGN NUMBER	267733	
CLASS	09-02	
1)MAGPET POLYMERS P. LTD. OF 48, S. N. ROY ROAD, KOLKATA – 700 038, INDIA, AN INDIAN COMPANY		
DATE OF REGISTRATION	26/11/2014	
TITLE	CONTAINER	
PRIORITY NA		

DESIGN NUMBER	267803	
CLASS	26-05	
1)RAVISSANT PRIVATE LIMITED, AN INDIAN COMPANY, OF 50-51, COMMERCIAL COMPLEX, NEW FRIENDS COLONY, NEW DELHI-110065, INDIA		
DATE OF REGISTRATION	28/11/2014	
TITLE	CANDLE STAND	
PRIORITY NA		

DESIGN NUMBER	265488	
CLASS	02-02	
1)RAMSON EXPORTS (INDIA), 808, STREET NO. 2, SHANKER LANE, GURU VIHAR, RAHON ROAD, LUDHIANA-141007 (PUNJAB), INDIA, AN INDIAN PROPRIETORSHIP FIRM WHOSE PARTNERS ARE:- ARJUN SOOD AND KARUNA SOOD BEING INDIAN NATIONALS OF THE ABOVE ADDRESS		
DATE OF REGISTRATION	08/09/2014	
TITLE	T-SHIRT	
PRIORITY NA		

DESIGN NUMBER	265642
CLASS	12-12
1)INVACARE INTERNATIONAL SÀRL, A CORPORATION ORGANIZED AND EXISTING UNDER THE LAWS OF SWITZERLAND, OF ROUTE DE CITÉ-OUEST 2, 1196 GLAND, SWITZERLAND	
DATE OF REGISTRATION	12/09/2014
TITLE	ANTI-TIP DEVICE FOR A WHEELCHAIR

PRIORITY

PRIORITY NUMBER	DATE	COUNTRY
DM/083472	13/03/2014	WIPO

DESIGN NUMBER	266455
CLASS	06-03
1)NATIONAL INSTITUTE OF DESIGN LOCATED AT PALDI, AHMEDABAD-380007, GUJARAT, HAVING NATIONALITY AS INDIAN	
DATE OF REGISTRATION	08/10/2014
TITLE	TABLE

PRIORITY NA

DESIGN NUMBER	266634
CLASS	28-03
1)UDIT AGARWAL, AN INDIAN CITIZEN, C/O GANGA SANITARY STORE, STATION ROAD, MORADABAD-244001, UP, INDIA	
DATE OF REGISTRATION	10/10/2014
TITLE	BATH SET

PRIORITY NA

DESIGN NUMBER	267071
CLASS	09-01
1)HAJOORI & SONS; AN INDIAN COMPANY HAVING ITS REGISTERED OFFICE AT HAJOORI & SONS, PLOT NO. 243/244, BHATPORE G.I.D.C., ICHCHAPORE, HAZIRA ROAD, SURAT-394 510, GUJARAT, INDIA	
DATE OF REGISTRATION	29/10/2014
TITLE	BOTTLE
PRIORITY NA	

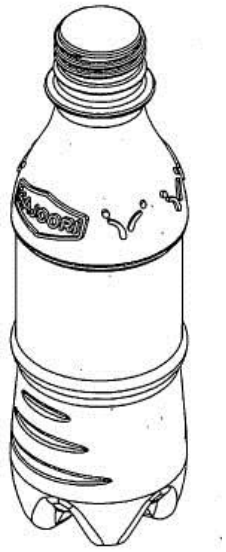

DESIGN NUMBER	267135
CLASS	08-06
1)IPSA BUSINESS (INDIA) PVT. LTD., 51/1/17, SITE-IV, INDUSTRIAL AREA, SAHIBABAD-201010, GHAZIABAD, U.P., INDIA (AN INDIAN COMPANY DULY REGISTERED UNDER THE COMPANIES ACT, 1956)	
DATE OF REGISTRATION	31/10/2014
TITLE	DOOR HANDLE SET
PRIORITY NA	



DESIGN NUMBER	263488
CLASS	10-07
1)ROLEX SA, A JOINT STOCK COMPANY ORGANIZED AND EXISTING UNDER THE LAWS OF SWITZERLAND, OF 3-5-7, RUE FRANÇOIS-DUSSAUD, GENEVA, SWITZERLAND	
DATE OF REGISTRATION	19/06/2014
TITLE	WATCH DIAL

PRIORITY

PRIORITY NUMBER	DATE	COUNTRY
140343	20/12/2013	SWITZERLAND

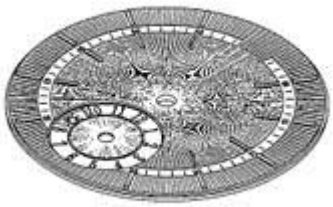

DESIGN NUMBER	264225
CLASS	13-03
1)IDEAL INDUSTRIES, INC., A DELAWARE CORPORATION OF BECKER PLACE, SYCAMORE, ILLINOIS 60178, U.S.A.	
DATE OF REGISTRATION	25/07/2014
TITLE	POWER CONNECTOR HOUSING

PRIORITY

PRIORITY NUMBER	DATE	COUNTRY
29/481,106	31/01/2014	U.S.A.

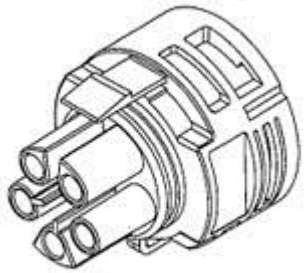

DESIGN NUMBER	265657
CLASS	24-02
1)MEDIMOP MEDICAL PROJECTS LTD., A COMPANY INCORPORATED IN ISRAEL, OF 17 HATIDHAR STREET, P.O. BOX 2499, 43665 RA'ANANA, ISRAEL	
DATE OF REGISTRATION	12/09/2014
TITLE	DUAL VIAL ADAPTER ASSEMBLAGE

PRIORITY

PRIORITY NUMBER	DATE	COUNTRY
55379	19/03/2014	ISRAEL

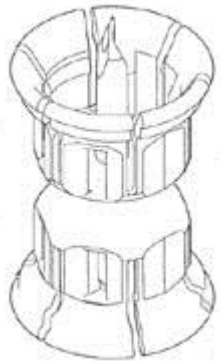

DESIGN NUMBER	267638
CLASS	12-16
1)DEERE & COMPANY, A US CORPORATION OF ONE JOHN DEERE PLACE, MOLINE, ILLINOIS, 61265-8098 USA	
DATE OF REGISTRATION	21/11/2014
TITLE	FENDER FOR A VEHICLE

PRIORITY NA

DESIGN NUMBER	269042
CLASS	08-06
1)AJAYBHAI J. DUDHATRA AN INDIAN NATIONAL HAVING HIS PRINCIPAL PLACE OF ADDRESS AT PLOT NO. 212, AJI MAIN ROAD, N ROAD, RAJKOT-360002, GUJARAT-INDIA	
DATE OF REGISTRATION	22/01/2015
TITLE	HANDLE
PRIORITY NA	

DESIGN NUMBER	263557
CLASS	13-03
1)ROXTEC AB, A SWEDISH JOINT STOCK COMPANY, OF PO BOX 540 (STREET ADDRESS: ROMBVÄGEN 2) SE-37123 KARLSKRONA, SWEDEN	
DATE OF REGISTRATION	20/06/2014
TITLE	LID OF A SPLICE BOX

PRIORITY

PRIORITY NUMBER	DATE	COUNTRY
002376459	23/12/2013	OHIM

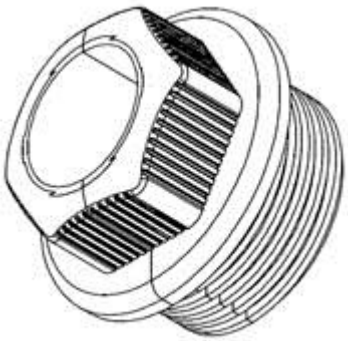

DESIGN NUMBER	264166
CLASS	08-03
1)SUMITOMO ELECTRIC HARDMETAL CORP., A JAPANESE CORPORATION, OF 1-1, KOYAKITA 1-CHOME, ITAMI-SHI, HYOGO 664-0016, JAPAN	
DATE OF REGISTRATION	21/07/2014
TITLE	INSERT FOR METAL CUTTING TOOL

PRIORITY

PRIORITY NUMBER	DATE	COUNTRY
JP-2014-001087	22/01/2014	JAPAN

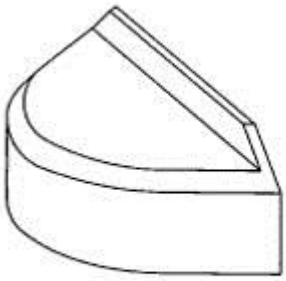

DESIGN NUMBER	265531
CLASS	07-02
1)POLYSET PLASTICS PVT. LTD., INDIAN COMPANY REGISTERED UNDER THE INDIAN COMPANIES ACT, 1956, WHOSE ADDRESS IS 901-906, 9TH FLOOR, CELLO TRIUMUPH, I. B. PATEL ROAD, GOREGAON (EAST), MUMBAI-400 067, MAHARASHTRA, INDIA.	
DATE OF REGISTRATION	08/09/2014
TITLE	CONTAINER
PRIORITY NA	

DESIGN NUMBER	265036
CLASS	05-05
1) SIDDHI VINAYAK KNOTS & PRINTS PVT. LTD. A COMPANY REGISTERED UNDER THE PROVISION OF COMPANIES ACT, 1956 HAVING ITS REGISTERED OFFICE AT M/S. SIDDHI VINAYAK KNOTS & PRINTS PVT. LTD., OF 4103, 4TH FLOOR, J. J. A/C. MARKET, RING ROAD, SURAT-395002 (GUJARAT) INDIA.	
DATE OF REGISTRATION	25/08/2014
TITLE	TEXTILE FABRIC
PRIORITY NA	

DESIGN NUMBER	267136
CLASS	08-06
1)IPSA BUSINESS (INDIA) PVT. LTD., 51/1/17, SITE-IV, INDUSTRIAL AREA, SAHIBABAD-201010, GHAZIABAD, U.P., INDIA (AN INDIAN COMPANY DULY REGISTERED UNDER THE COMPANIES ACT, 1956)	
DATE OF REGISTRATION	31/10/2014
TITLE	DOOR HANDLE SET
PRIORITY NA	

DESIGN NUMBER	263775
CLASS	21-01
1)DR. ING. H.C.F. PORSCHE AKTIENGESELLSCHAFT, A GERMAN COMPANY OF PORSCHEPLATZ 1, 70435 STUTTGART, GERMANY	
DATE OF REGISTRATION	01/07/2014
TITLE	TOY CAR
PRIORITY NA	

DESIGN NUMBER	265631
CLASS	09-07
1)IPN IP BV, AN NETHERLAND COMPANY, HAVING ITS ADDRESS AT VOORVESTE 1, 3992 DC HOUTEN, NETHERLAND	
DATE OF REGISTRATION	12/09/2014
TITLE	WING CAP FOR DOYPACK
PRIORITY NA	

DESIGN NUMBER	265856
CLASS	09-03
1)SAMSUNG ELECTRONICS CO., LTD. 129, SAMSUNG-RO, YEONGTONG-GU, SUWON-SI, GYEONGGI-DO, 443-742, REPUBLIC OF KOREA, A COMPANY OF REPUBLIC OF KOREA	
DATE OF REGISTRATION	22/09/2014
TITLE	ICE PACK
PRIORITY NA	

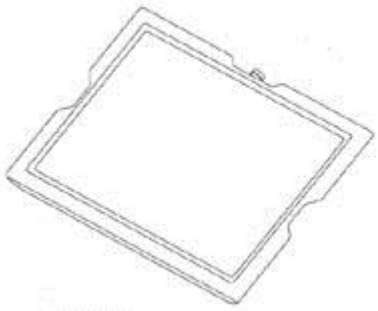

DESIGN NUMBER	265896
CLASS	05-05
1) SIDDHI VINAYAK KNOTS & PRINTS PVT. LTD. **A COMPANY REGISTERED UNDER THE PROVISION OF COMPANIES ACT, 1956 HAVING ITS REGISTERED OFFICE AT M/S. SIDDHI VINAYAK KNOTS & PRINTS PVT. LTD., OF** 4103, 4TH FLOOR, J. J. A/C. MARKET, RING ROAD, SURAT-395002 (GUJARAT) INDIA.	
DATE OF REGISTRATION	24/09/2014
TITLE	TEXTILE FABRIC
PRIORITY NA	

DESIGN NUMBER	265958
CLASS	05-05
1) SIDDHI VINAYAK KNOTS & PRINTS PVT. LTD., A COMPANY REGISTERED UNDER THE PROVISION OF COMPANIES ACT, 1956 HAVING ITS REGISTERED OFFICE AT M/S. SIDDHI VINAYAK KNOTS & PRINTS PVT. LTD., OF 4103, 4TH FLOOR, J.J. A/C. MARKET, RING ROAD, SURAT-395002 (GUJARAT) INDIA**.**	
DATE OF REGISTRATION	24/09/2014
TITLE	TEXTILE FABRIC
PRIORITY NA	

DESIGN NUMBER	266830
CLASS	12-16
1)MINDA INDUSTRIES LIMITED., AN INDIAN COMPANY OF VILL. NAWADA FATEPUR, P.O. SIKANDERPUR BADDA, MANESAR, DISTT. GURGAON, HARYANA-122004, INDIA	
DATE OF REGISTRATION	20/10/2014
TITLE	NUMBER PLATE LAMP FOR TWO WHELLER VEHICLE
PRIORITY NA	

DESIGN NUMBER	267751
CLASS	15-06
1)MR. UPEN D. PATEL AN INDIAN NATIONAL SOLE PROPRIETOR OF ELECTRO PLASTA AN INDIAN PROPRIETORSHIP FIRM HAVING ITS PRINCIPAL PLACE OF BUSINESS AT 206-B, NEW INDUSTRIAL ESTATE, ROAD NO. 6-F, UDYOGNAGAR, UDHNA, SURAT-394210, GUJARAT-INDIA	
DATE OF REGISTRATION	27/11/2014
TITLE	BOBBIN
PRIORITY NA	

DESIGN NUMBER	262298
CLASS	12-16
1)FORD GLOBAL TECHNOLOGIES, LLC A COMPANY ORGANIZED AND EXISTING UNDER THE LAWS OF UNITED STATES, HAVING ITS OFFICE AT 330 TOWN CENTER DRIVE, SUITE 800, DEARBORN, MICHIGAN-48126, UNITED STATES OF AMERICA	
DATE OF REGISTRATION	02/05/2014
TITLE	VEHICLE HOOD

PRIORITY

PRIORITY NUMBER	DATE	COUNTRY
3020130056856	06/11/2013	BRAZIL



DESIGN NUMBER	264336
CLASS	09-05
1)BAYER ANIMAL HEALTH GMBH, OF 51368 LEVERKUSEN, GERMANY	
DATE OF REGISTRATION	30/07/2014
TITLE	PLASTIC TUBE WITH APPLICATION NOZZLE

PRIORITY

PRIORITY NUMBER	DATE	COUNTRY
002406967	18/02/2014	OHIM

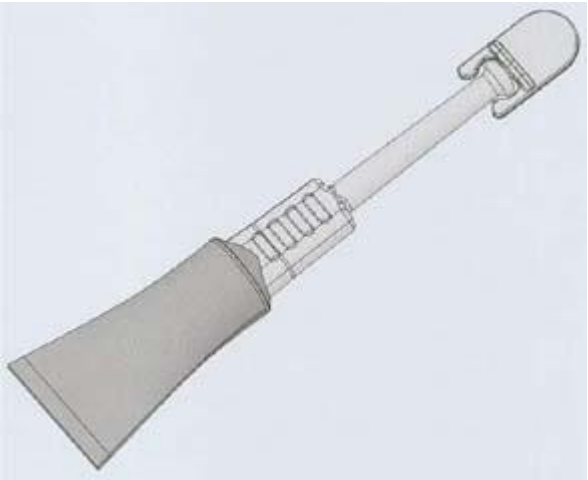

DESIGN NUMBER	265182
CLASS	10-05

1)ROBERT BOSCH GMBH, A GERMAN COMPANY OF
POSTFACH 30 02 20, 70442 STUTTGART, GERMANY

DATE OF REGISTRATION	27/08/2014
TITLE	TESTING APPARATUS FOR DIESEL INJECTION SYSTEMS

PRIORITY

PRIORITY NUMBER	DATE	COUNTRY
002413930	27/02/2014	OHIM

DESIGN NUMBER	266210
CLASS	14-03

1)APPLE INC.,
1 INFINITE LOOP, CUPERTINO, CALIFORNIA 95014, UNITED STATES OF AMERICA, A CORPORATION INCORPORATED IN THE STATE OF CALIFORNIA

DATE OF REGISTRATION	29/09/2014
TITLE	MOBILE PHONE

PRIORITY

PRIORITY NUMBER	DATE	COUNTRY
29/489,981	05/05/2014	U.S.A.

DESIGN NUMBER	265912
CLASS	05-05

1)SIDDHI VINAYAK KNOTS & PRINTS PVT. LTD. A COMPANY REGISTERED UNDER THE PROVISION OF COMPANIES ACT, 1956 HAVING ITS REGISTERED OFFICE AT M/S. SIDDHI VINAYAK KNOTS & PRINTS PVT. LTD., OF 4103, 4TH FLOOR, J.J. A/C. MARKET, RING ROAD, SURAT-395002 (GUJARAT) INDIA**.**

DATE OF REGISTRATION	24/09/2014
TITLE	TEXTILE FABRIC

PRIORITY NA

DESIGN NUMBER	265999	
CLASS	12-16	
1)MARUTI SUZUKI INDIA LTD., AN INDIAN COMPANY, LOCATED AT PLOT NO. 1, NELSON MANDELA ROAD, VASANT KUNJ, NEW DELHI-110070		
DATE OF REGISTRATION	24/09/2014	
TITLE	BALANCE WEIGHT OF WHEEL OF A VEHICLE	
PRIORITY NA		

DESIGN NUMBER	266139	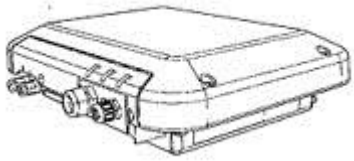
CLASS	13-02	
1)SMA SOLAR TECHNOLOGY AG, A GERMAN COMPANY OF SONNENALLEE 1, 34266 NIESTETAL, GERMANY		
DATE OF REGISTRATION	29/09/2014	
TITLE	INVERTER	
PRIORITY		

PRIORITY NUMBER	DATE	COUNTRY
002436667-0003	31/03/2014	OHIM

DESIGN NUMBER	268826	
CLASS	23-02	
1)SURESH M. DESAI AND ATULKUMAR J. KOTHARI BOTH INDIAN NATIONALS AND PARTNERS OF MARWEL ENTERPRISE AN INDIAN PARTNERSHIP FIRM HAVING ITS PRINCIPAL PLACE OF BUSINESS AT ADDRESS: 242, VIJAY ESTATE, CENTRAL WORK SHOP ROAD, BHIKSHUK GRUH, ODHAV, AHMEDABAD-382415, GUJARAT-INDIA		
DATE OF REGISTRATION	13/01/2015	
TITLE	BATHROOM ACCESSORIES	
PRIORITY NA		

DESIGN NUMBER	262895
CLASS	08-06
1)VITTORIA DESIGNS PVT. LTD. (A COMPANY INCORPORATED UNDER THE COMPANIES ACT, 1956) HAVING ITS PRINCIPAL PLACE OF BUSINESS AT ADDRESS: 2, MANINAGAR, NEAR ASHOK GARDEN, MAVDI PLOT, RAJKOT, GUJARAT-INDIA	
DATE OF REGISTRATION	26/05/2014
TITLE	HANDLE
PRIORITY NA	

DESIGN NUMBER	265187
CLASS	10-05
1)ROBERT BOSCH GMBH, A GERMAN COMPANY OF POSTFACH 30 02 20, 70442 STUTTGART, GERMANY	
DATE OF REGISTRATION	27/08/2014
TITLE	TESTING APPARATUS FOR DIESEL INJECTION SYSTEMS

PRIORITY

PRIORITY NUMBER	DATE	COUNTRY
002413930	27/02/2014	OHIM

DESIGN NUMBER	265914
CLASS	05-05
1) SIDDHI VINAYAK KNOTS & PRINTS PVT. LTD. A COMPANY REGISTERED UNDER THE PROVISION OF COMPANIES ACT, 1956 HAVING ITS REGISTERED OFFICE AT M/S. SIDDHI VINAYAK KNOTS & PRINTS PVT. LTD., OF 4103, 4TH FLOOR, J.J. A/C. MARKET, RING ROAD, SURAT-395002 (GUJARAT) INDIA**.**	
DATE OF REGISTRATION	24/09/2014
TITLE	TEXTILE FABRIC
PRIORITY NA	

DESIGN NUMBER	266010
CLASS	05-05
1)MR. BHARAT P. DAWAR INDIAN NATIONAL HAVING THEIR ADDRESS AS K-107, NEW T.T. MARKET, RING ROAD, SURAT-395002	
DATE OF REGISTRATION	25/09/2014
TITLE	TEXTILE FABRIC
PRIORITY NA	

DESIGN NUMBER	265758
CLASS	24-01
1)ANUPAM PURWAR, C/O MR. SUDARSHAN KHANNA, MIG-34, BDA COLONY, TABRINATH MANDIR, NAINITAL ROAD, BAREILLY (U.P.): 243005, INDIAN	
DATE OF REGISTRATION	18/09/2014
TITLE	ANATOMICAL OCULAR-ORBITAL STOCK TRAY
PRIORITY NA	

DESIGN NUMBER	268828
CLASS	23-02
1)SURESH M. DESAI AND ATULKUMAR J. KOTHARI BOTH INDIAN NATIONALS AND PARTNERS OF MARWEL ENTERPRISE AN INDIAN PARTNERSHIP FIRM HAVING ITS PRINCIPAL PLACE OF BUSINESS AT ADDRESS: 242, VIJAY ESTATE, CENTRAL WORK SHOP ROAD, BHIKSHUK GRUH, ODHAV, AHMEDABAD-382415, GUJARAT-INDIA	
DATE OF REGISTRATION	13/01/2015
TITLE	BATHROOM ACCESSORIES
PRIORITY NA	

DESIGN NUMBER	265221
CLASS	13-03
1)SIMON, S.A.U., A COMPANY ORGANIZED AND EXISTING UNDER THE LAWS OF SPAIN OF C. DE LA DIPUTACIÓ, 390, E-08013 BARCELONA, SPAIN	
DATE OF REGISTRATION	28/08/2014
TITLE	SWITCH COVER

PRIORITY

PRIORITY NUMBER	DATE	COUNTRY
002417394	04/03/2014	OHIM

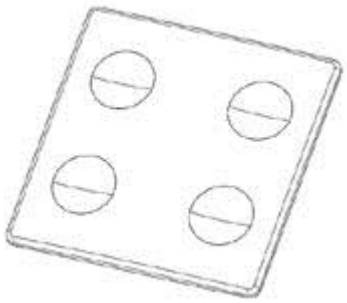

DESIGN NUMBER	265050
CLASS	05-05
1) SIDDHI VINAYAK KNOTS & PRINTS PVT. LTD. A COMPANY REGISTERED UNDER THE PROVISION OF COMPANIES ACT, 1956 HAVING ITS REGISTERED OFFICE AT M/S. SIDDHI VINAYAK KNOTS & PRINTS PVT. LTD., OF 4103, 4TH FLOOR, J. J. A/C. MARKET, RING ROAD, SURAT-395002 (GUJARAT) INDIA.	
DATE OF REGISTRATION	25/08/2014
TITLE	TEXTILE FABRIC
PRIORITY NA	

DESIGN NUMBER	265765
CLASS	08-06
1)MAHESHBHAI SASHIKANTBHAI PIPALIYA, MANOJBHAI JERAMBHAI LILA (BOTH THE PARTNERS ARE ADULT & INDIAN NATIONAL) PARTNERS OF KRISHA METAL (INDIAN PARTNERSHIP FIRM) HAVING PLACE OF BUSINESS AT-6, PARSANA SOCIETY, 50, FEET ROAD, “RAM” RAJKOT-360002-GUJARAT- (INDIA)	
DATE OF REGISTRATION	19/09/2014
TITLE	HANDLE
PRIORITY NA	

DESIGN NUMBER	265918
CLASS	05-05

1)SIDDHI VINAYAK KNOTS & PRINTS PVT. LTD. A COMPANY REGISTERED UNDER THE PROVISION OF COMPANIES ACT, 1956 HAVING ITS REGISTERED OFFICE AT M/S. SIDDHI VINAYAK KNOTS & PRINTS PVT. LTD., OF 4103, 4TH FLOOR, J.J. A/C. MARKET, RING ROAD, SURAT-395002 (GUJARAT) INDIA**.**

DATE OF REGISTRATION	24/09/2014
TITLE	TEXTILE FABRIC

PRIORITY NA

DESIGN NUMBER	268831
CLASS	23-02

1)SURESH M. DESAI AND ATULKUMAR J. KOTHARI BOTH INDIAN NATIONALS AND PARTNERS OF MARWEL ENTERPRISE AN INDIAN PARTNERSHIP FIRM HAVING ITS PRINCIPAL PLACE OF BUSINESS AT ADDRESS:
242, VIJAY ESTATE, CENTRAL WORK SHOP ROAD, BHIKSHUK GRUH, ODHAV, AHMEDABAD-382415, GUJARAT-INDIA

DATE OF REGISTRATION	13/01/2015
TITLE	BATHROOM ACCESSORIES

PRIORITY NA

DESIGN NUMBER	266684
CLASS	14-02

1)AMAZON TECHNOLOGIES, INC, A COMPANY ORGANIZED AND EXISTING UNDER THE LAWS OF UNITED STATES, HAVING ITS OFFICE AT
PO BOX 8102, RENO, NEVADA 89507, UNITED STATES OF AMERICA

DATE OF REGISTRATION	13/10/2014
TITLE	HAND-HELD COMPUTING DEVICE

PRIORITY

PRIORITY NUMBER	DATE	COUNTRY
29/488,090	15/04/2014	U.S.A.

DESIGN NUMBER	267205
CLASS	08-06
1)VITTORIA DESIGNS PVT. LTD. (A COMPANY INCORPORATED UNDER THE COMPANIES ACT, 1956) HAVING ITS PRINCIPAL PLACE OF BUSINESS AT ADDRESS: 2, MANINAGAR, NEAR ASHOK GARDEN, MAVDI PLOT, RAJKOT, GUJARAT-INDIA	
DATE OF REGISTRATION	05/11/2014
TITLE	HANDLE
PRIORITY NA	

DESIGN NUMBER	264173
CLASS	05-05
1)EICHER GOODEARTH PRIVATE LIMITED, AT 3RD FLOOR, SELECT CITY WALK MALL, A-3, DISTRICT CENTRE, SAKET, NEW DELHI-110017, AN INDIAN COMPANY	
DATE OF REGISTRATION	21/07/2014
TITLE	TEXTILE FABRIC
PRIORITY NA	

DESIGN NUMBER	264765
CLASS	12-16
1)AUDI AG, A JOINT STOCK COMPANY ESTABLISHED UNDER GERMAN LAW, OF 85045 INGOLSTADT, GERMANY	
DATE OF REGISTRATION	14/08/2014
TITLE	WHEEL RIM

PRIORITY

PRIORITY NUMBER	DATE	COUNTRY
002408328-0001	20/02/2014	OHIM

DESIGN NUMBER	265037
CLASS	05-05
1) SIDDHI VINAYAK KNOTS & PRINTS PVT. LTD. A COMPANY REGISTERED UNDER THE PROVISION OF COMPANIES ACT, 1956 HAVING ITS REGISTERED OFFICE AT M/S. SIDDHI VINAYAK KNOTS & PRINTS PVT. LTD., OF 4103, 4TH FLOOR, J. J. A/C. MARKET, RING ROAD, SURAT-395002 (GUJARAT) INDIA.	
DATE OF REGISTRATION	25/08/2014
TITLE	TEXTILE FABRIC
PRIORITY NA	

DESIGN NUMBER	265649
CLASS	07-02
1)ZIGGY POP INC, A COMPANY INCORPORATED UNDER THE LAWS OF UNITED STATES OF AMERICA HAVING ITS OFFICE AT 225 MARINE DRIVE, SUITE 300, BLAINE, WASHINGTON 98230, UNITED STATES OF AMERICA	
DATE OF REGISTRATION	12/09/2014
TITLE	SNACK MACHINE

PRIORITY

PRIORITY NUMBER	DATE	COUNTRY
29/501,635	05/09/2014	U.S.A.

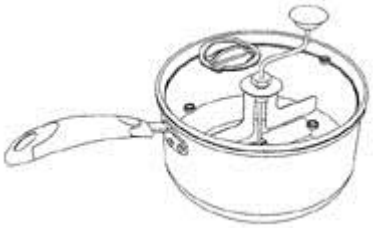

DESIGN NUMBER	265904
CLASS	05-05
1) SIDDHI VINAYAK KNOTS & PRINTS PVT. LTD., A COMPANY REGISTERED UNDER THE PROVISION OF COMPANIES ACT, 1956 HAVING ITS REGISTERED OFFICE AT M/S. SIDDHI VINAYAK KNOTS & PRINTS PVT. LTD., OF 4103, 4TH FLOOR, J. J. A/C. MARKET, RING ROAD, SURAT-395002 (GUJARAT) INDIA.	
DATE OF REGISTRATION	24/09/2014
TITLE	TEXTILE FABRIC
PRIORITY NA	

DESIGN NUMBER	266281	
CLASS	06-03	
1)NATIONAL INSTITUTE OF DESIGN LOCATED AT PALDI, AHMEDABAD-380007, GUJARAT, HAVING NATIONALITY AS INDIAN		
DATE OF REGISTRATION	30/09/2014	
TITLE	CHAIR	
PRIORITY NA		

DESIGN NUMBER	265920	
CLASS	05-05	
1) SIDDHI VINAYAK KNOTS & PRINTS PVT. LTD. A COMPANY REGISTERED UNDER THE PROVISION OF COMPANIES ACT, 1956 HAVING ITS REGISTERED OFFICE AT M/S. SIDDHI VINAYAK KNOTS & PRINTS PVT. LTD., OF 4103, 4TH FLOOR, J.J. A/C. MARKET, RING ROAD, SURAT-395002 (GUJARAT) INDIA**.**		
DATE OF REGISTRATION	24/09/2014	
TITLE	TEXTILE FABRIC	
PRIORITY NA		

DESIGN NUMBER	266430	
CLASS	08-06	
1)VITTORIA DESIGNS PVT. LTD., (A COMPANY INCORPORATED UNDER THE COMPANIES ACT, 1956) HAVING ITS PRINCIPAL PLACE OF BUSINESS AT ADDRESS: 2, MANINAGAR, NEAR ASHOK GARDEN, MAVDI PLOT, RAJKOT, GUJARAT-INDIA		
DATE OF REGISTRATION	07/10/2014	
TITLE	HANDLE	
PRIORITY NA		

DESIGN NUMBER	267208	
CLASS	08-06	
1)VITTORIA DESIGNS PVT. LTD. (A COMPANY INCORPORATED UNDER THE COMPANIES ACT, 1956) HAVING ITS PRINCIPAL PLACE OF BUSINESS AT ADDRESS: 2, MANINAGAR, NEAR ASHOK GARDEN, MAVDI PLOT, RAJKOT, GUJARAT-INDIA		
DATE OF REGISTRATION	05/11/2014	
TITLE	HANDLE	
PRIORITY NA		
DESIGN NUMBER	260433	
CLASS	09-07	
1)ZYDUS WELLNESS LTD, SIGMA COMMERCE ZONE, NEAR ISCON CROSS ROAD, B/H GALLOPS MALL, AMBLI-BOPAL ROAD, AHMEDABAD 380 015, INDIA		
DATE OF REGISTRATION	18/02/2014	
TITLE	DISPENSING CLOSURE	
PRIORITY NA		
DESIGN NUMBER	264953	
CLASS	09-01	
1)MR. GHISULAL RATHOD, MR. PRADEEP RATHOD, MR. PANKAJ RATHOD, MR. PANNALAL SHARMA, MR. JAYANTILAL JAIN, MR. GAURAV RATHOD, MRS. SANGEETA RATHOD, MRS. BABITA RATHOD AND MRS. PAMPUBEN RATHOD, ALL INDIAN NATIONALS TRADING UNDER THE NAME AND STYLE OF M/S. CELLO INDUSTRIES, A PARTNERSHIP FIRM REGISTERED UNDER THE PROVISION OF INDIAN PARTNERSHIP ACT, 1932, HAVING OFFICE ADDRESS AT CORPORATE AVENUE, 'B' WING, CELLO HOUSE, SONAWALA ROAD, GOREGAON (EAST), MUMBAI- 400 063		
DATE OF REGISTRATION	21/08/2014	
TITLE	BOTTLE	
PRIORITY NA		

DESIGN NUMBER	265049	
CLASS	05-05	
1) SIDDHI VINAYAK KNOTS & PRINTS PVT. LTD. A COMPANY REGISTERED UNDER THE PROVISION OF COMPANIES ACT, 1956 HAVING ITS REGISTERED OFFICE AT M/S. SIDDHI VINAYAK KNOTS & PRINTS PVT. LTD., OF 4103, 4TH FLOOR, J. J. A/C. MARKET, RING ROAD, SURAT-395002 (GUJARAT) INDIA.		
DATE OF REGISTRATION	25/08/2014	
TITLE	TEXTILE FABRIC	
PRIORITY NA		
DESIGN NUMBER	265764	
CLASS	08-06	
1)RASIKLAL GHUSABHAI CHOVATIYA (ADULT & INDIAN NATIONAL) SOLE PROPRIETOR OF M K TECHNOCAST (INDIAN PROPRIETORSHIP CONCERN) HAVING PLACE OF BUSINESS AT-2, PATEL NAGAR, SADBHAVNA, PLOT, NR: BHAGWATI ENTERPRISE, 50, FEET MAIN ROAD, RAJKOT-GUJARAT- (INDIA)		
DATE OF REGISTRATION	19/09/2014	
TITLE	HANDLE	
PRIORITY NA		
DESIGN NUMBER	265917	
CLASS	05-05	
1) SIDDHI VINAYAK KNOTS & PRINTS PVT. LTD. A COMPANY REGISTERED UNDER THE PROVISION OF COMPANIES ACT, 1956 HAVING ITS REGISTERED OFFICE AT M/S. SIDDHI VINAYAK KNOTS & PRINTS PVT. LTD., OF 4103, 4TH FLOOR, J.J. A/C. MARKET, RING ROAD, SURAT-395002 (GUJARAT) INDIA.		
DATE OF REGISTRATION	24/09/2014	
TITLE	TEXTILE FABRIC	
PRIORITY NA		

DESIGN NUMBER	268830	
CLASS	23-02	
1)SURESH M. DESAI AND ATULKUMAR J. KOTHARI BOTH INDIAN NATIONALS AND PARTNERS OF MARWEL ENTERPRISE AN INDIAN PARTNERSHIP FIRM HAVING ITS PRINCIPAL PLACE OF BUSINESS AT ADDRESS: 242, VIJAY ESTATE, CENTRAL WORK SHOP ROAD, BHIKSHUK GRUH, ODHAV, AHMEDABAD-382415, GUJARAT-INDIA		
DATE OF REGISTRATION	13/01/2015	
TITLE	BATHROOM ACCESSORIES	
PRIORITY NA		

DESIGN NUMBER	259314	
CLASS	30-03	
1)M. CHANDRAN, PROPRIETOR OF M/S. GARSUN INDUSTRIES, AT NO. 2/261, CHETTIPALAYAM ROAD, A. AYYAMPALAYAM, KSN PURAM POST, PALLADAM-641 622, TIRUPUR DISTRICT, TAMILNADU, INDIA, INDIAN-NATIONAL OF ABOVE ADDRESS		
DATE OF REGISTRATION	09/01/2014	
TITLE	WATER FEEDER FOR POULTARY CAGES	
PRIORITY NA		

DESIGN NUMBER	267201	
CLASS	08-06	
1)VITTORIA DESIGNS PVT. LTD. (A COMPANY INCORPORATED UNDER THE COMPANIES ACT, 1956) HAVING ITS PRINCIPAL PLACE OF BUSINESS AT ADDRESS: 2, MANINAGAR, NEAR ASHOK GARDEN, MAVDI PLOT, RAJKOT, GUJARAT-INDIA		
DATE OF REGISTRATION	05/11/2014	
TITLE	HANDLE	
PRIORITY NA		

DESIGN NUMBER	267869
CLASS	06-06

1)TOKUO AOI, 951-2, KAWASHIMAKITAYAMA-MACHI, KAKAMIGAHARA-SHI, GIFU-KEN 501-6029, JAPAN, NATIONALITY-JAPAN &
TAZUKO AOI, 951-2, KAWASHIMAKITAYAMA-MACHI, KAKAMIGAHARA-SHI, GIFU-KEN 501-6029, JAPAN, NATIONALITY-JAPAN

DATE OF REGISTRATION	03/12/2014
TITLE	STEPLADDER

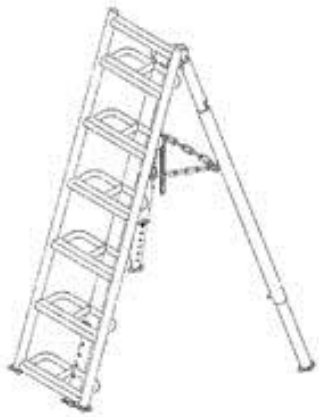

PRIORITY

PRIORITY NUMBER	DATE	COUNTRY
2014-015107	10/07/2014	JAPAN

DESIGN NUMBER	264223
CLASS	13-03

1)IDEAL INDUSTRIES, INC., A DELAWARE CORPORATION OF
BECKER PLACE, SYCAMORE, ILLINOIS 60178, U.S.A.

DATE OF REGISTRATION	25/07/2014
TITLE	POWER CONNECTOR HOUSING

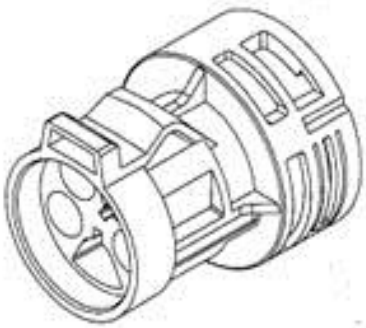

PRIORITY

PRIORITY NUMBER	DATE	COUNTRY
29/481,103	31/01/2014	U.S.A.

DESIGN NUMBER	264767
CLASS	12-16

1)AUDI AG, A JOINT STOCK COMPANY ESTABLISHED UNDER GERMAN LAW, OF
85045 INGOLSTADT, GERMANY

DATE OF REGISTRATION	14/08/2014
TITLE	WHEEL RIM

PRIORITY

PRIORITY NUMBER	DATE	COUNTRY
002408328-0003	20/02/2014	OHIM

DESIGN NUMBER	265039
CLASS	05-05
1) SIDDHI VINAYAK KNOTS & PRINTS PVT. LTD. A COMPANY REGISTERED UNDER THE PROVISION OF COMPANIES ACT, 1956 HAVING ITS REGISTERED OFFICE AT M/S. SIDDHI VINAYAK KNOTS & PRINTS PVT. LTD., OF 4103, 4TH FLOOR, J. J. A/C. MARKET, RING ROAD, SURAT-395002 (GUJARAT) INDIA.	
DATE OF REGISTRATION	25/08/2014
TITLE	TEXTILE FABRIC
PRIORITY NA	

DESIGN NUMBER	265651
CLASS	26-05
1)HAVELLS INDIA LIMITED AN INDIAN NATIONAL COMPANY, HAVING REGISTERED OFFICE AT 1, RAJ NARAIN MARG, CIVIL LINES, DELHI-110054.	
DATE OF REGISTRATION	12/09/2014
TITLE	DOWN LIGHTER
PRIORITY NA	

DESIGN NUMBER	265988
CLASS	06-01
1)NATIONAL INSTITUTE OF DESIGN LOCATED AT PALDI, AHMEDABAD-380007, GUJARAT, HAVING NATIONALITY AS INDIAN	
DATE OF REGISTRATION	24/09/2014
TITLE	STOOL
PRIORITY NA	

DESIGN NUMBER	267507
CLASS	09-01
1)MARICO LIMITED, AN INDIAN COMPANY, OF GRANDE PALLADIUM, 7TH FLOOR, KALINA, SANTACRUZ (E), MUMBAI 400098 (INDIA)	
DATE OF REGISTRATION	19/11/2014
TITLE	BOTTLE
PRIORITY NA	

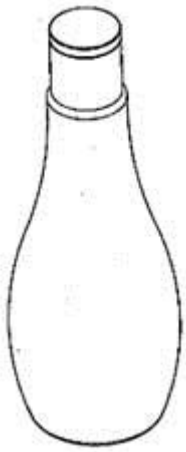

DESIGN NUMBER	268991
CLASS	11-02
1)MR. MANSUKHBHAI MERAMBHAI MAKWANA., AN INDIAN NATIONAL SOLE PROPRIETOR OF M/S. SHRI GANESH ENTERPRISE., AN INDIAN PROPRIETORSHIP FIRM, HAVING ITS PRINCIPAL PLACE OF BUSINESS AT, KOTHARIYA MAIN ROAD, GHANSHYAM NAGAR, STREET NO-8, RAJKOT-360 002, GUJARAT-INDIA.	
DATE OF REGISTRATION	21/01/2015
TITLE	TABEL ARTICLE
PRIORITY NA	

DESIGN NUMBER	263555
CLASS	13-03
1)ROXTEC AB, A SWEDISH JOINT STOCK COMPANY, OF PO BOX 540 (STREET ADDRESS: ROMBVÄGEN 2) SE-37123 KARLSKRONA, SWEDEN	
DATE OF REGISTRATION	20/06/2014
TITLE	LID OF A SPLICE BOX

PRIORITY

PRIORITY NUMBER	DATE	COUNTRY
002376459	23/12/2013	OHIM

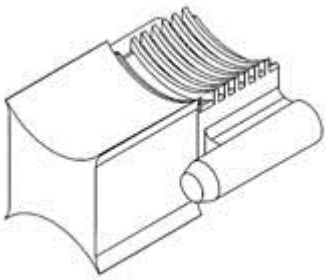

DESIGN NUMBER	265186
CLASS	10-05
1)ROBERT BOSCH GMBH, A GERMAN COMPANY OF POSTFACH 30 02 20, 70442 STUTTGART, GERMANY	
DATE OF REGISTRATION	27/08/2014
TITLE	TESTING APPARATUS FOR DIESEL INJECTION SYSTEMS

PRIORITY

PRIORITY NUMBER	DATE	COUNTRY
002413930	27/02/2014	OHIM

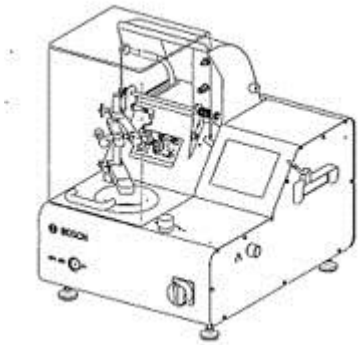

DESIGN NUMBER	264928
CLASS	12-15
1)COMPAGNIE GENERALE DES ETABLISSEMENTS MICHELIN, A FRENCH COMPANY OF 12 COURS SABLON, FR-63000, CLERMONT-FERRAND, FRANCE, AND MICHELIN RECHERCHE ET TECHNIQUE S.A., A SWISS COMPANY OF ROUTE LOUIS- BRAILLE 10 - CH-1763 GRANGES-PACCOT, SWITZERLAND	
DATE OF REGISTRATION	21/08/2014
TITLE	TIRE TREAD

PRIORITY

PRIORITY NUMBER	DATE	COUNTRY
29/485,810	24/03/2014	U.S.A.

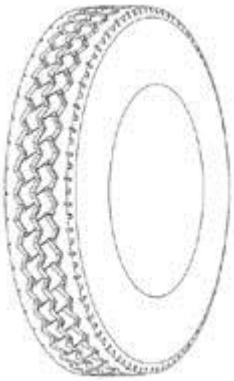

DESIGN NUMBER	265913
CLASS	05-05
1)SIDDHI VINAYAK KNOTS & PRINTS PVT. LTD. A COMPANY REGISTERED UNDER THE PROVISION OF COMPANIES ACT, 1956 HAVING ITS REGISTERED OFFICE AT M/S. SIDDHI VINAYAK KNOTS & PRINTS PVT. LTD., OF 4103, 4TH FLOOR, J.J. A/C. MARKET, RING ROAD, SURAT-395002 (GUJARAT) INDIA**.**	
DATE OF REGISTRATION	24/09/2014
TITLE	TEXTILE FABRIC
PRIORITY NA	

DESIGN NUMBER	266009
CLASS	05-05
1)MR. BHARAT P. DAWAR INDIAN NATIONAL HAVING THEIR ADDRESS AS K-107, NEW T.T. MARKET, RING ROAD, SURAT-395002	
DATE OF REGISTRATION	25/09/2014
TITLE	TEXTILE FABRIC
PRIORITY NA	

DESIGN NUMBER	265746
CLASS	09-05
1)ETHICON, INC., A CORPORATION FORMED UNDER THE LAW OF THE STATE OF NEW JERSEY, OF U.S. ROUTE 22, SOMERVILLE, NJ 08876, U.S.A.	
DATE OF REGISTRATION	18/09/2014
TITLE	DISPENSING PACKAGE

PRIORITY

PRIORITY NUMBER	DATE	COUNTRY
29/485,326	18/03/2014	U.S.A.

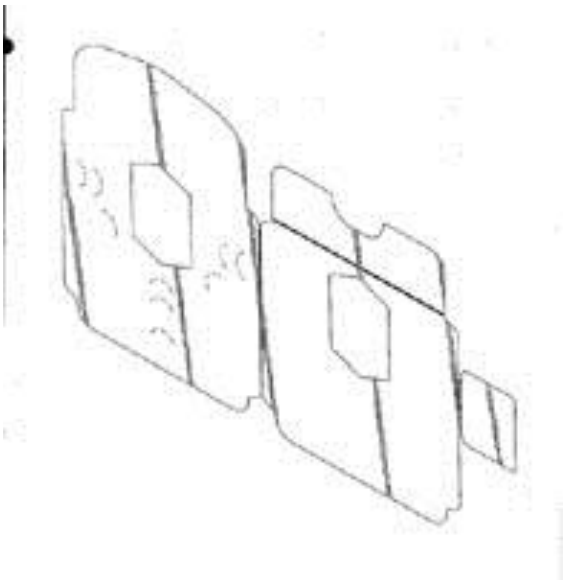

DESIGN NUMBER	268827
CLASS	23-02
1)SURESH M. DESAI AND ATULKUMAR J. KOTHARI BOTH INDIAN NATIONALS AND PARTNERS OF MARWEL ENTERPRISE AN INDIAN PARTNERSHIP FIRM HAVING ITS PRINCIPAL PLACE OF BUSINESS AT ADDRESS: 242, VIJAY ESTATE, CENTRAL WORK SHOP ROAD, BHIKSHUK GRUH, ODHAV, AHMEDABAD-382415, GUJARAT-INDIA	
DATE OF REGISTRATION	13/01/2015
TITLE	BATHROOM ACCESSORIES
PRIORITY NA	

DESIGN NUMBER	267674
CLASS	12-08

1)HONDA MOTOR CO., LTD., A JAPANESE CORPORATION, OF
1-1, MINAMI-AOYAMA 2-CHOME, MINATO-KU, TOKYO, JAPAN

DATE OF REGISTRATION	25/11/2014
TITLE	CAR

PRIORITY

PRIORITY NUMBER	DATE	COUNTRY
2014-011718	30/05/2014	JAPAN

DESIGN NUMBER	267768
CLASS	15-09

1)SEI OPTIFRONTIER CO., LTD., A CORPORATION ORGANIZED UNDER THE LAWS OF JAPAN, OF
1, TAYA-CHO, SAKAE-KU, YOKOHAMA-SHI, KANAGAWA 244-8589, JAPAN

DATE OF REGISTRATION	27/11/2014
TITLE	ELECTRODE BAR FOR OPTICAL FIBER FUSION SPLICER

PRIORITY

PRIORITY NUMBER	DATE	COUNTRY
2014-016448	29/07/2014	JAPAN



DESIGN NUMBER	267830
CLASS	07-02

1)SAMSUNG ELECTRONICS CO., LTD.
129, SAMSUNG-RO, YEONGTONG-GU, SUWON-SI, GYEONGGI-DO, 443-742, REPUBLIC OF KOREA, A COMPANY OF REPUBLIC OF KOREA

DATE OF REGISTRATION	28/11/2014
TITLE	OVEN

PRIORITY

PRIORITY NUMBER	DATE	COUNTRY
30-2014-0046664	26/09/2014	REPUBLIC OF KOREA