पेटेंट कार्यालय
शासकीय जर्नल

OFFICIAL JOURNAL
OF
THE PATENT OFFICE

निर्गमन सं. 21/2014	शुक्रवार	दिनांक: 23/05/2014
ISSUE NO. 21/2014	FRIDAY	DATE: 23/05/2014

पेटेंट कार्यालय का एक प्रकाशन

PUBLICATION OF THE PATENT OFFICE

INTRODUCTION

In view of the recent amendment made in the Patents Act, 1970 by the Patents (Amendment) Act, 2005 effective from 01st January 2005, the Official Journal of The Patent Office is required to be published under the Statute. This Journal is being published on weekly basis on every Friday covering the various proceedings on Patents as required according to the provision of Section 145 of the Patents Act 1970. All the enquiries on this Official Journal and other information as required by the public should be addressed to the Controller General of Patents, Designs & Trade Marks. Suggestions and comments are requested from all quarters so that the content can be enriched.

(**Chaitanya Prasad**)
CONTROLLER GENERAL OF PATENTS, DESIGNS & TRADE MARKS

23rd MAY, 2014

CONTENTS

SUBJECT		*PAGE NUMBER*
JURISDICTION	**:**	**14190 – 14191**
SPECIAL NOTICE	**:**	**14192 – 14193**
EARLY PUBLICATION (DELHI)	**:**	**14194 – 14200**
EARLY PUBLICATION (MUMBAI)	**:**	**14201 - 14220**
EARLY PUBLICATION (CHENNAI)	**:**	**14221 – 14225**
EARLY PUBLICATION (KOLKATA)	**:**	**14226**
PUBLICATION AFTER 18 MONTHS (DELHI)	**:**	**14227 – 14249**
PUBLICATION AFTER 18 MONTHS (MUMBAI)	**:**	**14250 – 14345**
PUBLICATION AFTER 18 MONTHS (CHENNAI)	**:**	**14346 – 14478**
PUBLICATION AFTER 18 MONTHS (KOLKATA)	**:**	**14479 – 14498**
PUBLICATION UNDER SECTION 43(2) IN RESPECT OF THE GRANT (DELHI)	**:**	**14499 – 14505**
PUBLICATION UNDER SECTION 43(2) IN RESPECT OF THE GRANT (MUMBAI)	**:**	**14506 – 14507**
PUBLICATION UNDER SECTION 43(2) IN RESPECT OF THE GRANT (CHENNAI)	**:**	**14508 – 14510**
PUBLICATION UNDER SECTION 43(2) IN RESPECT OF THE GRANT (KOLKATA)	**:**	**14511 – 14513**
INTRODUCTION TO DESIGN PUBLICATION	**:**	**14514**
COPYRIGHT PUBLICATION	**:**	**14515**
CANCELLATION PROCEEDINGS UNDER SECTION 19 OF THE DESIGNS ACT, 2000	**:**	**14516**
THE DESIGNS ACT 2000 SECTION 30 DESIGN ASSIGNMENT	**:**	**14517**
REGISTRATION OF DESIGNS	**:**	**14518 - 14557**

THE PATENT OFFICE
KOLKATA, 23/05/2014
Address of the Patent Offices/Jurisdictions
The following are addresses of all the Patent Offices located at different places having their Territorial Jurisdiction on a Zonal basis as shown below:-

1	Office of the Controller General of Patents, Designs & Trade Marks, Boudhik Sampada Bhavan, Near Antop Hill Post Office,S.M.Road,Antop Hill, Mumbai – 400 037 Phone: (91)(22) 24123311, Fax : (91)(22) 24123322 E-mail: cgpdtm@nic.in	4	The Patent Office, Government of India, Intellectual Property Rights Building, G.S.T. Road, Guindy, Chennai – 600 032. Phone: (91)(44) 2250 2081-84 Fax : (91)(44) 2250 2066 E-mail: chennai-patent@nic.in ❖ The States of Andhra Pradesh, Karnataka, Kerala, Tamil Nadu and the Union Territories of Puducherry and Lakshadweep.
2	The Patent Office, Government of India, Boudhik Sampada Bhavan, Near Antop Hill Post Office,S.M.Road,Antop Hill, Mumbai – 400 037 Phone: (91)(22) 24137701 Fax: (91)(22) 24130387 E-mail: mumbai-patent@nic.in ❖ The States of Gujarat, Maharashtra, Madhya Pradesh, Goa and Chhattisgarh and the Union Territories of Daman and Diu & Dadra and Nagar Haveli	5	The Patent Office (Head Office), Government of India, Boudhik Sampada Bhavan, CP-2, Sector –V, Salt Lake City, Kolkata- 700 091 Phone: (91)(33) 2367 1943/44/45/46/87 Fax: (91)(33) 2367 1988 E-Mail: kolkata-patent@nic.in ❖ Rest of India
3	The Patent Office, Government of India, Boudhik Sampada Bhavan, Plot No. 32., Sector-14, Dwarka, New Delhi – 110075 Phone: (91)(11) 2808 1921 – 25 Fax: (91)(11) 2808 1920 & 2808 1940 E.mail: delhi-patent@nic.in ❖ The States of Haryana, Himachal Pradesh, Jammu and Kashmir, Punjab, Rajasthan, Uttar Pradesh, Uttaranchal, Delhi and the Union Territory of Chandigarh.		

Website: www.ipindia.nic.in
www.patentoffice.nic.in

All applications, notices, statements or other documents or any fees required by the Patents Act, 1970 and The Patents (Amendment) Act, 2005 or by the Patents (Amendment) Rules, 2006 will be received only at the appropriate offices of the Patent Office.

Fees: The Fees may either be paid in cash or may be sent by Bank Draft or Cheques payable to the Controller of Patents drawn on a scheduled Bank at the place where the appropriate office is situated.

पेटेंट कार्यालय

कोलकाता, दिनांक 23/05/2014

कार्यालयों के क्षेत्राधिकार के पते

विभिन्न जगहों पर स्थित पेटेंट कार्यालय के पते आंचलिक आधार पर दर्शित उनके प्रादेशिक अधिकार क्षेत्र के साथ नीचे दिए गए है:-

1	कार्यालय : महानियंत्रक, एकस्व, अभिकल्प तथा व्यापार चिहन, एंटोप हिल डाकघर के समीप, एस. एम. रोड, एंटोप हिल, मुम्बई- 400 037, भारत, फोन: (91) (22) 24123311 फ़ैक्स: (91) (22) 24123322 ई. मेल: cgpdtm@nic.in	4	पेटेंट कार्यालय, भारत सरकार इंटेलेक्चुअल प्रॉपर्टी राइट्स बिल्डिंग, इंडस्ट्रियल इस्टेट एसआईडीसीओ आरएमडी गोडाउन एरिया एडजसेन्ट टु ईगल फ्लास्क, जी. एस. टी. रोड, गायन्डी चेन्नई - 600 032. फोन: (91)(44) 2250 2081-84 फ़ैक्स: (91)(44) 2250-2066 ई. मेल: chennai-patent@nic.in ❖ आन्ध्र प्रदेश, कर्नाटक, केरल, तमिलनाडु तथा पुडुचेरी राज्य क्षेत्र एवं संघ शासित क्षेत्र, लक्षदीप
2	पेटेंट कार्यालय, भारत सरकार बौद्धिक संपदा भवन, एंटोप हिल डाकघर के समीप, एस. एम. रोड, एंटोप हिल, मुम्बई- 400 037, फोन: (91) (22) 24137701 फ़ैक्स: (91) (22) 24130387 ई. मेल: Mumbai-patent@nic.in ❖ गुजरात, महाराष्ट्र, मध्य प्रदेश, गोवा तथा छत्तीसगढ़ राज्य क्षेत्र एवं संघ शासित क्षेत्र, दमन तथा दीव, दादर और नगर हवेली.	5	पेटेंट कार्यालय, भारत सरकार कोलकाता, (प्रधान कार्यालय) बौद्धिक संपदा भवन, सीपी-2, सेक्टर- V, साल्ट लेक सिटी, कोलकाता-700 091, भारत. फोन: (91)(33) 2367 1943/44/45/46/87 फ़ैक्स:/Fax: (91)(33) 2367 1988 ई. मेल: kolkata-patent@nic.in ❖ भारत का अवशेष क्षेत्र
3	पेटेंट कार्यालय, भारत सरकार बौद्धिक संपदा भवन, प्लॉट सं. 32, सेक्टर- 14, द्वारका, नई दिल्ली- 110 075. फोन: (91)(11) 2808 1921-25 फ़ैक्स: (91)(11) 2808 1920, 2808 1940 ई. मेल: delhi-patent@nic.in हरियाणा, हिमाचल प्रदेश, जम्मू तथा कश्मीर, पंजाब,राजस्थान, उत्तर प्रदेश, दिल्ली तथा उत्तरांचल राज्य क्षेत्रों, एवं संघ शासित क्षेत्र चंडीगढ़		

वेबसाइट: http://www.ipindia.nic.in

www.patentoffice.nic.in

पेटेंट अधिनियम, 1970 तथा पेटेंट (संशोधन) अधिनियम, 2005 अथवा पेटेंट (संशोधन) नियम, 2006 द्वारा वांछित सभी आवेदन, सूचनाए, विवरण या अन्य दस्तावेज़ या कोई शुल्क पेटेंट कार्यालय के केवल उपयुक्त कार्यालय में स्वीकृत होंगे।

शुल्क: शुल्क या तो नगद रूप में या Controller of Patents के नाम में देय बैंक ड्राफ्ट या चेक के द्वारा भेजी जा सकती है जो उसी स्थान के किसी अनुसूचित बैंक में प्रदत्त हो जहाँ उपयुक्त कार्यालय स्थित है ।

SPECIAL NOTICE

18 Months publication as required under Section 11A of the Patents Act, 1970 as amended by the Patents (Amendment) Act, 2005.

Notice is hereby given that any person at any time before the grant of Patent may give representation by way of opposition to the Controller of Patents at appropriate office on the ground and in a manner specified under section 25(1) of the Patents (Amendment) Act, 2005 read with Rule 55 of the Patents (Amendment) Rules, 2006.

Notice is also given that if any interested person requests for copies of the complete specification, drawing and abstract of any application already published, the photocopy of the same can be supplied by the Patent Office as per the jurisdiction on payment of prescribed fees of Rs.4/- per page. If any further details are required to be obtained, the same can be provided by the respective Patent Offices on request.

(**Chaitanya Prasad**)
CONTROLLER GENERAL OF PATENTS, DESIGNS & TRADE MARKS

SPECIAL NOTICE

Under the new provision of the Patents Act, 1970 as amended by the Patents (Amendment) Act, 2005 and Rules there under, Publication of the matter relating to Patents in the Official Gazette of India Part III, Section 2 has been discontinued and instead The Official Journal of the Patent Office is being published containing all the activities of The Patent Office such as publication of all the patent applications after 18th months , grant of patents & all other information in respect of the proceedings as required under the provisions of the Patents (Amendment) Act, 2005 and Rules thereunder on weekly basis on every **Friday**.

The Journal is uploaded in the website every Friday. So Paper form and CD-ROM form of the Journal are discontinued from 01/01/2009.

SPECIAL NOTICE

Every effort is being taken to publish all the patent applications under section 11(A) of the Patents Act. However, if duplication of publication of any application is found, then earlier date of publication will be taken for the purpose of provisional protection for applicant and Patent Office will grant Patent not before six months from the date of second publication, provided that there is there is no third party representation.

Early Publication:

The following patent applications have been published under section 11A (2) of The Patents (Amendment) Act 2005 and rule 24A of The Patents (Amendment) Rules, 2006. Any person may file representation by way of opposition to the Controller of Patents at the appropriate office against the grant of the patent in the prescribed manner under section 25(1) of the Patents (Amendment) Act 2005 read with the rule 55 of The Patents (Amendment) Rules, 2006:

(12) PATENT APPLICATION PUBLICATION

(21) Application No.1162/DEL/2014 A

(19) INDIA

(22) Date of filing of Application :30/04/2014

(43) Publication Date : 23/05/2014

(54) Title of the invention : ADVANCED TRANSMISSION SYSTEM

(51) International classification	:F16H57/08, F16H1/00	(71)**Name of Applicant :**
(31) Priority Document No	:NA	**1)RANA ASHISH**
(32) Priority Date	:NA	Address of Applicant :G-78, GANGA NAGAR, MEERUT 250001 UTTAR PRADESH India
(33) Name of priority country	:NA	(72)**Name of Inventor :**
(86) International Application No	:NA	**1)RANA ASHISH**
Filing Date	:NA	**2)KAKRAN KUSH**
(87) International Publication No	: NA	**3)KUMAR VIPUL**
(61) Patent of Addition to Application Number	:NA	
Filing Date	:NA	
(62) Divisional to Application Number	:NA	
Filing Date	:NA	

(57) Abstract :
The present invention relates to an efficient and advanced transmission system. In automatic mode, the gears are changed according to input provided by rpm sensor, engine load sensor and gear shift pedals (only forward and reverse shift). A microcontroller unit process these inputs and send the output to solenoids to change their respective gears. An H-bridge circuit is used to control the solenoids so that they can shift the gears according to the input given by microcontroller unit. A combination of current driver and a solenoid is used to control the clutch system. To bypass the use of clutch an Ignition control unit is used, which turns off the engine for a very short time when engine is operating above a particular speed during gear shifting. When the system is on semi-automatic mode, the gears are changed according to input provided by gear-up pedal and gear-down pedal. In semi-automatic mode, the gear shift pedals works as gear-up and gear-down shift. The rest operation is same as in automatic mode.

No. of Pages : 9 No. of Claims : 7

(12) PATENT APPLICATION PUBLICATION
(21) Application No.1163/DEL/2014 A
(19) INDIA
(22) Date of filing of Application :30/04/2014
(43) Publication Date : 23/05/2014

(54) Title of the invention : STEERING BASED PARK ASSIST SYSTEM FOR AUTOMOBILES

(51) International classification	:B60T13/128, B60T8/44	(71)**Name of Applicant :**
(31) Priority Document No	:NA	**1)KAKRAN KUSH**
(32) Priority Date	:NA	Address of Applicant :A-19, GANGA NAGAR, MEERUT, 250001, UTTAR PRADESH India
(33) Name of priority country	:NA	(72)**Name of Inventor :**
(86) International Application No	:NA	**1)RANA ASHISH**
Filing Date	:NA	**2)KAKRAN KUSH**
(87) International Publication No	: NA	**3)KUMAR VIPUL**
(61) Patent of Addition to Application Number	:NA	
Filing Date	:NA	
(62) Divisional to Application Number	:NA	
Filing Date	:NA	

(57) Abstract :
The present invention relates to an automatic park assist system which works based on the inputs from the steering and then uses the braking force and hence altering the turning circle radius of the vehicle. This system can help the drivers to negotiate tight corners or park the vehicles in tight parking spots with an ease by decreasing the effort that goes into various maneuvers that goes into the situations where tight turning or parking is done. This invention automatically applies the brakes of the inner wheel/wheels of the vehicle at the time high steering inputs are given by the driver at the times of maneuvering tight turns or during parking in tight spots and hence can prove to be beneficial by providing park assist to the drivers when needed.

No. of Pages : 9 No. of Claims : 5

(12) PATENT APPLICATION PUBLICATION
(21) Application No.3911/DEL/2012 A
(19) INDIA
(22) Date of filing of Application :18/12/2012
(43) Publication Date : 23/05/2014

(54) Title of the invention : A NOVEL PROCESS AND APPARATUS FOR ECO-FRIENDLY TREATMENT OF LIGNINOUS AND OTHER HARD-TO-BIODEGRADE BIOWASTE

(51) International classification	:B09B	(71)**Name of Applicant :**
(31) Priority Document No	:NA	**1)PONDICHERRY UNIVERSITY**
(32) Priority Date	:NA	Address of Applicant :Kalapet Pondy - 605 014 India
(33) Name of priority country	:NA	**2)DEPARTMENT OF BIOTECHNOLOGY**
(86) International Application No	:NA	(72)**Name of Inventor :**
Filing Date	:NA	**1)Shahid Abbas Abbasi**
(87) International Publication No	: NA	**2)Selvaraj Gajalakshmi**
(61) Patent of Addition to Application Number	:NA	
Filing Date	:NA	
(62) Divisional to Application Number	:NA	
Filing Date	:NA	

(57) Abstract :
The present invention relates to a method and apparatus in which ligninous and other difficult-to-biodegrade waste such as coconut shell, thermocol pieces, lantana, ipomoea, etc are treated by harnessing the special ability of termites to break-down and assimilate this kind of waste.

No. of Pages : 32 No. of Claims : 17

(12) PATENT APPLICATION PUBLICATION
(21) Application No.1166/DEL/2014 A
(19) INDIA
(22) Date of filing of Application :30/04/2014
(43) Publication Date : 23/05/2014

(54) Title of the invention : APERTURE COUPLED MICROSTRIP PATCH ANTENNA WITH AN ASYMMETRIC 'π' SHAPED SLOT FOR CIRCULAR POLARIZATION

(51) International classification	:G08B13/14	(71)**Name of Applicant :**
(31) Priority Document No	:NA	**1)AJAY KUMAR SHARMA**
(32) Priority Date	:NA	Address of Applicant :UNIVERSITY SCHOOL FO
(33) Name of priority country	:NA	INFORMATION & COMMUNICATION TECHNOLOGY,
(86) International Application No	:NA	GGSIPU, SECTOR 16-C, DWARKA DELHI-110078 India
Filing Date	:NA	**2)ASHOK MITTAL**
(87) International Publication No	: NA	**3)B.V.R. REDDY**
(61) Patent of Addition to Application Number	:NA	(72)**Name of Inventor :**
Filing Date	:NA	**1)AJAY KUMAR SHARMA**
(62) Divisional to Application Number	:NA	**2)ASHOK MITTAL**
Filing Date	:NA	**3)B.V.R. REDDY**

(57) Abstract :
CIRCULAR POLARIZED MICROSTRIP PATCH ANTENNAS FIND APPLICATION IN NAVIGATION, MOBILE, RADAR, WIRELESS,AND SATELLITE COMMUNICATION SYSTEMS. IN COMPARISON TO LINEARLY POLARIZED ANTENNAS, THE CIRCULARLY POLARIZED ANTENNAS PROVIDES GREATER FLEXIBILITY IN TERMS OF ORIENTATION BETWEEN THE TRANSMITTER AND RECEIVER. THE BASIC PRINCIPLE OF OPERATION IN SUCH ANTENNAS IS TO RADIATE TWO ORTHOGONAL FIELD COMPONENTS IN EQUAL MAGNITUDE AND PHASE QUADRATURE. SINGLY FED MICROSTRIP PATCH ANTENNAS ARE MOST POPULAR CONFIGURATIONS FOR CIRCULAR POLARIZATION OPERATION BECAUSE OF THEIR SEVERAL MERITS LIKE REDUCED WEIGHT, LESS COMPLEXITY AND FREEDOM FROM USE OF EXTERNAL HYBRIDS AND POWER DIVIDERS OR COUPLERS. HOWEVER, SINGLY FED MICROSTRIP ANTENNAS SUFFERS FROM LOW 3 DB AXIAL RATIO BANDWIDTH. A LOT OF RESEARCH IS UNDERWAY NOWADAYS TO ACHIEVE WIDE AXIAL RATIO BANDWIDTH USING SINGLE FEED . A UNIQUE GEOMETRY OF NEARLY SQUARE PATCH ANTENNA (ASPECT RATIO=1.06) WITH AN EMBEDDED ASYMMETRICAL N-SHAPED SLOT FOR CIRCULAR POLARIZATION IS INVESTIGATED. THE PROPOSED STRUCTURE HAS APERTURE COUPLED FEED WHICH IS MATCHED OVER A VERY WIDE FREQUENCY BAND. THIS IS ACCOMPLISHED BY INCORPORATING A NOVEL, OVAL SHAPED STUB AT THE END OF THE SINGLE MICROSTRIP FEED-LINE. THE ANTENNA EXHIBITS A MEASURED 3 DB AXIAL RATIO BANDWIDTH OF 3.5% (2.52-2.61 GHZ) WITH RESPECT TO THE MEASURED MINIMUM AXIAL RATIO FREQUENCY OF 2.57 GHZ. THE MEASURED 2:1 IMPEDANCE BANDWIDTH OBTAINED IS 40.38% (2.3075-3.3575 GHZ) WITH RESPECT TO THE DESIGN FREQUENCY OF 2.6 GHZ. THE MEASURED GAIN IS GREATER THAN 8.0 DBI OVER THE CIRCULAR POLARIZATION BAND. THE ANTENNA IS WELL SUITED FOR WIRELESS AND SATELLITE COMMUNICATION APPLICATIONS.

No. of Pages : 10 No. of Claims : 4

(12) PATENT APPLICATION PUBLICATION
(21) Application No.1047/DEL/2014 A
(19) INDIA
(22) Date of filing of Application :16/04/2014
(43) Publication Date : 23/05/2014

(54) Title of the invention : METHOD & MECHANISM FOR PERFORMANCE PROFILING AND MONITORING IN HTML5 BASED APPLICATIONS ON EMBEDDED DEVICES

(51) International classification	:G06F15/16	(71)**Name of Applicant :**
(31) Priority Document No	:NA	**1)HCL Technologies Ltd.**
(32) Priority Date	:NA	Address of Applicant :A - 8/9, Sector 60 Noida - 201301 U.P. (India)
(33) Name of priority country	:NA	(72)**Name of Inventor :**
(86) International Application No	:NA	**1)Akhilesh Kumar Gupta**
Filing Date	:NA	**2)Heena Ahuja**
(87) International Publication No	: NA	
(61) Patent of Addition to Application Number	:NA	
Filing Date	:NA	
(62) Divisional to Application Number	:NA	
Filing Date	:NA	

(57) Abstract :
Disclosed herein is a method, and a system for data profiling in a HTML5 based application installed on an embedded device. In this mechanism, data profiling is done at a root level based on pre-configured data and time information pertaining to each instance (such as time of occurrence of event, time at which the collected profiling information is sent from one layer and received at a different layer and so on) is added to the collected profiling information as time stamps. Further, the profiling information is displayed to the user along with the time stamp information. A remote monitoring option is provided to transmit collected data to a remote location for the monitoring purpose.

No. of Pages : 23 No. of Claims : 10

(12) PATENT APPLICATION PUBLICATION
(21) Application No.1107/DEL/2013 A
(19) INDIA
(22) Date of filing of Application :12/04/2013
(43) Publication Date : 23/05/2014

(54) Title of the invention : SEALING ARRANGEMENT FOR HIGH SPEED CONTINUOUS MOTION APPARATUS FOR POUCH/SACHET FORMING, FILLING & SEALING

(51) International classification	:B65B9/02	(71)**Name of Applicant :**
(31) Priority Document No	:NA	**1)CHATURVEDI, ASHOK**
(32) Priority Date	:NA	Address of Applicant :305, III FLOOR, BHANOT CORNER,
(33) Name of priority country	:NA	PAMPOSH ENCLAVE, GK-1, NEW DELHI-110048 India
(86) International Application No	:NA	(72)**Name of Inventor :**
Filing Date	:NA	**1)CHATURVEDI, ASHOK**
(87) International Publication No	: NA	
(61) Patent of Addition to Application Number	:NA	
Filing Date	:NA	
(62) Divisional to Application Number	:NA	
Filing Date	:NA	

(57) Abstract :
A pouch making continuous motion apparatus comprises an unwind assembly for unwinding a web roll, a web guide assembly for guiding the movement of the web length through the apparatus, a folder assembly for folding an unwound web length to form an overlapped folded web length, a cylindrical sealing assembly for sealing the overlapped folded web length and a product feeding unit for feeding the product into the pouches being formed. The cylindrical sealing assembly comprising a plurality of sealer arrangements, a pair of sealers hinged together - a fixed sealer and an openable / closable sealer on a holding disc rotates about a fixed axis. Movement of the openable / closable sealer is guided by a cam path on an external cam through an openable/ closeable lever. A hopper on the product feeding unit has a cam follower configured to travel along a path defined by an internal grooved cam.

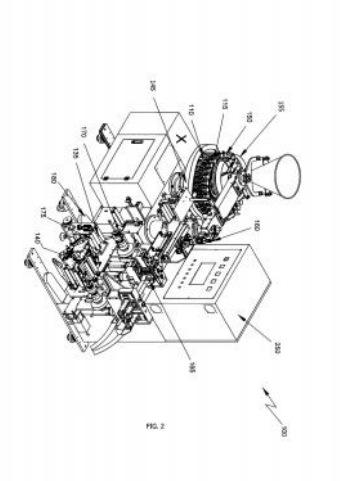

No. of Pages : 24 No. of Claims : 17

(12) PATENT APPLICATION PUBLICATION
(21) Application No.214/DEL/2014 A
(19) INDIA
(22) Date of filing of Application :23/01/2014
(43) Publication Date : 23/05/2014

(54) Title of the invention : TRANSPARENT FRONT SUPPORT PILLAR (A-PILLAR) FOR CARS

(51) International classification :B60J1/10
(31) Priority Document No :NA
(32) Priority Date :NA
(33) Name of priority country :NA
(86) International Application No :NA
Filing Date :NA
(87) International Publication No : NA
(61) Patent of Addition to Application Number :NA
Filing Date :NA
(62) Divisional to Application Number :NA
Filing Date :NA

(71)**Name of Applicant :**
1)RISHABH SAXENA
Address of Applicant :102/T-3, SUSHANT ESTATE , SEC-52, GURGAON 122002 Haryana India
(72)**Name of Inventor :**
1)RISHABH SAXENA

(57) Abstract :
Aluminium Oxynitride panels are used for making fiont Support (A Pillar) Pillar Transparent to eliminate fiont blind spots.

No. of Pages : 7 No. of Claims : 6

(12) PATENT APPLICATION PUBLICATION
(21) Application No.1470/MUM/2014 A
(19) INDIA
(22) Date of filing of Application :25/04/2014
(43) Publication Date : 23/05/2014

(54) Title of the invention : PROCESS FOR PREPARATION OF LINEZOLID

(51) International classification :C07D263/24
(31) Priority Document No :NA
(32) Priority Date :NA
(33) Name of priority country :NA
(86) International Application No :NA
Filing Date :NA
(87) International Publication No : NA
(61) Patent of Addition to Application Number :NA
Filing Date :NA
(62) Divisional to Application Number :NA
Filing Date :NA

(71)**Name of Applicant :**
1)VIRDEV INTERMEDIATES PVT. LTD.
Address of Applicant :Block 46-47, Plot No 2, Moje Palsana - 394315, Taluka Palsana, District Surat, Gujarat, India.
(72)**Name of Inventor :**
1)SHAH, Dharmesh Mahendra
2)JARIWALA, Viral Narendra
3)SOLANKI, Sanjay Amratlal
4)VYAS, Ashok Vasantray

(57) Abstract :
The present invention discloses an in-situ process for preparation of Linezolid polymorphic Form II free of impurities.

No. of Pages : 24 No. of Claims : 3

(12) PATENT APPLICATION PUBLICATION
(21) Application No.1549/MUM/2014 A
(19) INDIA
(22) Date of filing of Application :05/05/2014
(43) Publication Date : 23/05/2014

(54) Title of the invention : OUT OF COMA TREATMENT (THERAPY)

(51) International classification	:A61B 5/04, A61H 39/04	(71)**Name of Applicant :** **1)MR. RONAKKUMAR BHARATKUMAR BHAVSAR** Address of Applicant :SUTHAR STREET; B/H HANUMAN TEMPLE, KARCHELIA-394240, GUJARAT, INDIA.
(31) Priority Document No	:NA	(72)**Name of Inventor :**
(32) Priority Date	:NA	**1)MR. RONAKKUMAR BHARATKUMAR BHAVSAR**
(33) Name of priority country	:NA	
(86) International Application No	:NA	
Filing Date	:NA	
(87) International Publication No	: NA	
(61) Patent of Addition to Application Number	:NA	
Filing Date	:NA	
(62) Divisional to Application Number	:NA	
Filing Date	:NA	

(57) Abstract :
This invention is to provide treatment to patient A) Out of coma treatment is based without use any types of medicines or injections or any other types of internal things. B) Out of coma treatment is only external treatment which based only on three steps (therapy) (external therapy)

No. of Pages : 7 No. of Claims : 6

(12) PATENT APPLICATION PUBLICATION
(21) Application No.1619/MUM/2014 A
(19) INDIA
(22) Date of filing of Application :12/05/2014
(43) Publication Date : 23/05/2014

(54) Title of the invention : INFORMATION DISSEMINATION AND DISPLAY SYSTEM WITH ARCHIVE FOR TARGET GROUPS

(51) International classification	:G06F17/30, G06F13/00	(71)**Name of Applicant :**
(31) Priority Document No	:NA	**1)JOSHI KALPANA KESHAV**
(32) Priority Date	:NA	Address of Applicant :FLAT NO.16, APALI SOCIETY, 481 PARVATI, SHAHU COLLEGE ROAD, PUNE 411009 Maharashtra India
(33) Name of priority country	:NA	
(86) International Application No	:NA	(72)**Name of Inventor :**
Filing Date	:NA	**1)JOSHI KALPANA KESHAV**
(87) International Publication No	: NA	**2)KHARE DHANANJAY DAMODAR**
(61) Patent of Addition to Application Number	:NA	
Filing Date	:NA	
(62) Divisional to Application Number	:NA	
Filing Date	:NA	

(57) Abstract :
An INFORMATION DISSEMINATION AND DISPLAY SYSTEM WITH ARCHIVE FOR TARGET GROUPS enables simplex communication i. e. users to receive information intended for communicating to the group of users who may or may not use computers or touch screen notice boards normally. It enables accessing (read only) information for the users who may or may not use conventional interfaces via the Internet. The administrators of the INFORMATION DISSEMINATION AND DISPLAY SYSTEM WITH ARCHIVE FOR TARGET GROUPS can post notices including text, images, audio, and video to the system and the users would be largely receiving information or may feed only their identification code/feedback with respect to the purpose. The target community can be members of staff or students of an institution, bank clients, travelers on the air ports, railway passengers, visitors to the hospitals, government offices and court premises and the likes. The notices may also include usage short forms and symbols that may allow users to relate to the notices faster than reading words. The INFORMATION DISSEMINATION AND DISPLAY SYSTEM WITH ARCHIVE FOR TARGET GROUPS may be useful to people with limited computer knowledge, access and literacy. In addition some features may be added for hearing, visually and other handicapped persons. The audio and video files may be played on the notice board for the purposes of clarity and to remove the need and requirement to read the notices. Text or short messaging service may be optionally used for the mobile phone users along with email alerts. The users may access the information posted on INFORMATION DISSEMINATION AND DISPLAY SYSTEM WITH ARCHIVE FOR TARGET GROUPS from computers, mobile phones, and net cafes by optionally using their user-ids only. The notice board may be optionally coupled with the database which will show all current notices for the pre-decided period such as one week or month and also archive all current as well as past notices for a number of years which is pre-decided by the system. Old notices can be accessed any time from the archive without raising any query or search through the user centric nested filing system and touch/click buttons.

No. of Pages : 20 No. of Claims : 14

(12) PATENT APPLICATION PUBLICATION
(21) Application No.1570/MUM/2014 A
(19) INDIA
(22) Date of filing of Application :06/05/2014
(43) Publication Date : 23/05/2014

(54) Title of the invention : RAWANDALES PERCUTANEOUS ACCESS TRIGONOMETRY SYSTEM (PATS)

(51) International classification	:A61B 1/307, A61B 17/00	(71)**Name of Applicant :** **1)DR. RAWANDALE PATIL VISHWAS** Address of Applicant :INSTITUTE OF UROLOGY SAKRI ROAD, DHULE-424001 Maharashtra India
(31) Priority Document No	:NA	(72)**Name of Inventor :**
(32) Priority Date	:NA	**1)DR. RAWANDALE PATIL VISHWAS**
(33) Name of priority country	:NA	
(86) International Application No	:NA	
Filing Date	:NA	
(87) International Publication No	: NA	
(61) Patent of Addition to Application Number	:NA	
Filing Date	:NA	
(62) Divisional to Application Number	:NA	
Filing Date	:NA	

(57) Abstract :
In conventionally used bulls eye and triangulation techniques, the exact depth of penetration and the angle of trajectory to be employed cannot be predicted and hence it usually causes over or under insertion of the needle leading to potential complications. The Rawandales Percutaneous Access Trigonometry System (PATS) is useful for achieving a successful initial puncture and decreasing the learning curve of initial puncture since the linear distance Y to be traversed in millimetres by the needle to reach the calyx is indicated by the scale on Part D-m.. By using this device a safe, fast, efficient and cost effective successful renal puncture can be safely created and successful percutaneous surgery performed. Procedure for using the The Rawandales Percutaneous Access Trigonometry System (PATS) 1. Patient under anaesthesia is placed in prone position 2. The Rawandales Percutaneous Access Trigonometry System (PATS) is fixed to the operating table as in fig 1. The PATS is adjusted just above the back of the patient. 3. With the fluoroscopy in the postero anterior (vertical or 0 degrees) position; zero degree guide point is aligned on the target site, till the radio opaque marker is over the target calyx and just touching the skin. This is done by adjusting limbs A-f, B and C using the adjusting knobs. 4. The rotation angle of the parts of the thirty degree guide is adjusted at 30°. The fluoroscopy is then positioned 30 degrees towards the operating surgeon and limb D used to align thirty degrees guide point over the target site, using the adjusting knobs, but without moving the zero degree guide from its set position. 5. A stab incision is then taken over the skin corresponding to thirty degrees guide point 6. The linear distance Y to be traversed in millimetres by the needle to reach the calyx is then indicated by the scale on Part D-w. The reference table is based on the principles of trignometry for a right angled triangle. (Formula, 7. The needle is then inserted through the guide for the predecided length measure with reference to the Thirty degree guide 8. The fluoroscopy may be shifted to zero degrees if desired to confirm the extent of linear trajectory of the needle 9. Successful puncture is then confirmed using the conventional methods/signs 10. Part C is then pulled away from part B to release the needle; and perform the further steps of tract dilatation without the PATS.

No. of Pages : 24 No. of Claims : 7

(12) PATENT APPLICATION PUBLICATION
(19) INDIA
(22) Date of filing of Application :03/05/2014
(21) Application No.1543/MUM/2014 A
(43) Publication Date : 23/05/2014

(54) Title of the invention : Formulation for Biological Control of Soil Borne Plant Pathogens and a Method of Preparation thereof

(51) International classification :A01N63/04, A01N25/08
(31) Priority Document No :NA
(32) Priority Date :NA
(33) Name of priority country :NA
(86) International Application No :PCT//
Filing Date :01/01/1900
(87) International Publication No : NA
(61) Patent of Addition to Application Number :NA
Filing Date :NA
(62) Divisional to Application Number :NA
Filing Date :NA

(71)**Name of Applicant :**
1)Nirmal Seeds Pvt Ltd
Address of Applicant :P.O.Box No.63, Bhadgaon Road. Pachora, Dist: Jalgaon -424201 Maharashtra India
(72)**Name of Inventor :**
1)Valmik Madhavrao Patil
2)Mohan Suresh Paprikar
3)Jaysing Chandrasing Rajput

(57) Abstract :
Disclosed is a formulation for biological control of soil borne plant pathogens a method of preparation thereof. The formulation includes any one or combination of Trichoderma viride strain and Bacillus subtilis strains mixed with a water soluble carrier. Specifically, the formulation uses a completely water soluble carrier, for example dextrose, which makes formulation most suitable for soil drenching and foliar application.

No. of Pages : 23 No. of Claims : 6

(12) PATENT APPLICATION PUBLICATION
(21) Application No.1608/MUM/2014 A
(19) INDIA
(22) Date of filing of Application :10/05/2014
(43) Publication Date : 23/05/2014

(54) Title of the invention : A MANUFACTURING PROCESS OF PLASTIC BALL VALVE BY ULTRASONIC WELDING

(51) International classification	:F16K 15/04, F16K 1/14
(31) Priority Document No	:NA
(32) Priority Date	:NA
(33) Name of priority country	:NA
(86) International Application No	:NA
Filing Date	:NA
(87) International Publication No	: NA
(61) Patent of Addition to Application Number	:NA
Filing Date	:NA
(62) Divisional to Application Number	:NA
Filing Date	:NA

(71)**Name of Applicant :**
1)Spycra Poly Tech
Address of Applicant :Plot No.16/2- Shree Ram Estate, B/h. C.M.C. Odhav, Near- Soni's Chawl, Ahmedabad- 382415 Gujarat India
(72)**Name of Inventor :**
1)Sarania Shailesh Raghavbhai
2)Makawana Pankaj Jamnadas

(57) Abstract :
The present invention discloses a manufacturing process of plastic ball valve by ultrasonic welding. The present invention provides plastic ball valve comprising a body, a ball, a ball pin, a handle, a rubber ring, a ball cap and pair of a ball seat specifically assembled in main body assembly and a body cap assembly sealed by ultrasonic welding. This ball valve provides excelling in economy due to the efforts devoted to the reduction of cost, enjoying light weight and high reliability, manifesting high and uniform accuracy, and enabling manufacture of compact finished ball valve. The present invention provides concealed plastic welding of essential component in seamless means and also without having additional packing material. The present invention describes process of manufacturing plastic ball valve by molding, assembling and sealing.

No. of Pages : 23 No. of Claims : 7

(12) PATENT APPLICATION PUBLICATION
(21) Application No.2490/MUM/2013 A
(19) INDIA
(22) Date of filing of Application :27/07/2013
(43) Publication Date : 23/05/2014

(54) Title of the invention : A SYSTEM FOR HARNESSING GEOTHERMAL ENERGY

(51) International classification	:F03G 7/04, F03G 4/00	(71)**Name of Applicant :** **1)IRANI, Kaiser** Address of Applicant :1 Spenta Society, Old Khandala Road, Khandala, Maharashtra India
(31) Priority Document No	:NA	**2)DUEDAHL, August**
(32) Priority Date	:NA	(72)**Name of Inventor :**
(33) Name of priority country	:NA	**1)IRANI, Kaiser**
(86) International Application No	:NA	**2)DUEDAHL, August**
Filing Date	:NA	**3)Dr. MEHTA Rashbindu Virprasad**
(87) International Publication No	: NA	
(61) Patent of Addition to Application Number	:NA	
Filing Date	:NA	
(62) Divisional to Application Number	:NA	
Filing Date	:NA	

(57) Abstract :
The present invention relates to a system for harnessing geothermal energy. More particularly, the present invention relates to a system for tapping the earths internal heat energy to generate electricity system for harnessing geothermal energy works efficiently even at the depth of below 2-3km compared to obviate the problems of the earlier methods that required digging up to few to several more kilometers of depth. The working of the said system for harnessing energy at the said depth is facilitated by a specialized working fluid and preparing a field around the well with the nano magnetic particles, lowering the boiling point of the said working fluid. The presence of these said nano magnetic particles increases the pressure and thereby helps to lower the boiling point of the said working fluid. The working fluid is filled in an annulus tube where said working fluid could be any liquid such as, liquid carbon, chemicals, carbon or any fluid that results from nanotechnology for the purpose of using said fluid for harnessing the geothermal energy thereby creating electricity out of it.

No. of Pages : 18 No. of Claims : 6

(12) PATENT APPLICATION PUBLICATION
(21) Application No.2391/MUM/2013 A
(19) INDIA
(22) Date of filing of Application :17/07/2013
(43) Publication Date : 23/05/2014

(54) Title of the invention : NEW HERBAL MEDICINE FOR TREATMENT OF CHRONIC DISEASE OF SKIN AND HAIR LOSS (ALOPECIA), ECZEMA, HYDROCELE AND MUSCULAR PAIN

(51) International classification	:a61k 36/00, A61P 17/00	(71)**Name of Applicant :** **1)PRAMODBHAI NANUBHAI AHIR** Address of Applicant :AT- VALACHHA, TAL. MANGROL, DIS- SURAT, 394405 GUJARAT, INDIA
(31) Priority Document No	:NA	(72)**Name of Inventor :** **1)PRAMODBHAI NANUBHAI AHIR**
(32) Priority Date	:NA	
(33) Name of priority country	:NA	
(86) International Application No	:NA	
Filing Date	:NA	
(87) International Publication No	: NA	
(61) Patent of Addition to Application Number	:NA	
Filing Date	:NA	
(62) Divisional to Application Number	:NA	
Filing Date	:NA	

(57) Abstract :
Chronic diseases are not curable because uncertainty of reasons so they requires multi level treatments. This invention relates to a herbal composition effective against Eczema, Hydrocele, Hair Loss (alopecia). This herbal medicine is all in one because it contains major nutrients necessary for human body. In addition it contains a mechanism of optimum blood circulation in affected body part and this circulated blood is enriched by nutrients as well as enzymes and hormones. All needs of human body are completed in a single way.

No. of Pages : 10 No. of Claims : 5

(12) PATENT APPLICATION PUBLICATION
(19) INDIA
(22) Date of filing of Application :07/05/2014
(21) Application No.1579/MUM/2014 A
(43) Publication Date : 23/05/2014

(54) Title of the invention : A SYSTEM FOR AUTOMATED MATERIAL MASTER DATA HARMONIZATION

(51) International classification	:G06F15/173, G06F7/00
(31) Priority Document No	:NA
(32) Priority Date	:NA
(33) Name of priority country	:NA
(86) International Application No	:NA
Filing Date	:NA
(87) International Publication No	: NA
(61) Patent of Addition to Application Number	:NA
Filing Date	:NA
(62) Divisional to Application Number	:NA
Filing Date	:NA

(71)**Name of Applicant :**
1)VERDANTIS INC
Address of Applicant :103, CARNEGIE CENTER, SUITE # 201, PRINCETON, NJ 08540, USA.
(72)**Name of Inventor :**
1)DIGESH PANCHAL
2)NITIN PATIL
3)AMIT SHINDE

(57) Abstract :
The present invention provides a system for automated material master data harmonization which is extremely configurable and easy-to-use solution to standardize, normalize, attribute, rationalize and enrich the organizations material master data using embedded knowledge that leverages enterprise knowledge assets. As it is a well-known that fetching different data source for data enrichment is a real challenge. Although, enormous data sources are available on internet but collating them to enrich the data description is a real challenge. The present invention provides various customer centric system and process by providing harmonization of data with dependencies of important embodiments of the present invention such as data classification and MFR-MPN extraction are not dependent on any other stage; attribute extraction is dependent on data classification and data sheet definition. Post processing is dependent on data classification, data sheet definition and attributes extraction. Identify L2 dups is dependent on data classification, data sheet definition, attribute extraction and post processing. Non-Source enrichment and Identify L1 dups are dependent on MFR-MPN extraction.

No. of Pages : 20 No. of Claims : 9

(12) PATENT APPLICATION PUBLICATION
(21) Application No.1626/MUM/2014 A
(19) INDIA
(22) Date of filing of Application :12/05/2014
(43) Publication Date : 23/05/2014

(54) Title of the invention : ANDRO HUMANOID INTELLIGENT SURVEILLANCE AND SECURITY SYSTEM

(51) International classification	:G01N 23/20, G01N 33/22
(31) Priority Document No	:NA
(32) Priority Date	:NA
(33) Name of priority country	:NA
(86) International Application No	:NA
Filing Date	:NA
(87) International Publication No	: NA
(61) Patent of Addition to Application Number	:NA
Filing Date	:NA
(62) Divisional to Application Number	:NA
Filing Date	:NA

(71)**Name of Applicant :**
1)LIKHIT RAJU MAHORE
Address of Applicant :FLAT NO. 301, SHIVNERI APARTMENT, CHANDIKA NAGAR NO.1, MANEWADA, BESA ROAD, NAGPUR 440027 Maharashtra India
2)VAIBHAO BALDEO DHAGE
3)DINESH ASHOK MANKAR
4)ADITYA VILAS ITWARE
(72)**Name of Inventor :**
1)LIKHIT RAJU MAHORE
2)VAIBHAO BALDEO DHAGE
3)DINESH ASHOK MANKAR
4)ADITYA VILAS ITWARE

(57) Abstract :
Artificial intelligence is the intelligence of machines and the branch of computer science which aims to create it. Field can also be defined as the study and design of intelligent agents, where an intelligent agent is a system that perceives its environment and takes actions which maximize its chances of success it can be also defined as the science and engineering of making intelligent machines. The scope of this invention varies all the way from being a medium of search in case of natural calamities like landslides, where the device could detect the humans trapped under the calamity. All the way up to being a source to detect the unknown threats like land mines or bomb . This device could be posed as a medium of safety protecting man and material assets with applications like fire extinguisher and insect repellents. The assembly is fireproof. It can perform work at any physical condition and temperature where human cannot reach. Buildings with glass windows at higher floors require skilled human power to clean those windows which involve greater risks to their lives because of height. So to clean those windows this assembly will be useful which minimizes human labour and risks to their lives. During natural calamities buildings, bridges get collapsed. Due to which many people get buried under it. It is difficult to find those people under that debris. Nowadays bomb detecting and mine locating is done by human which involve high risk of life. Our assembly can detect bombs and locate mines.

No. of Pages : 12 No. of Claims : 9

(12) PATENT APPLICATION PUBLICATION
(19) INDIA
(22) Date of filing of Application :19/11/2013
(21) Application No.3614/MUM/2013 A
(43) Publication Date : 23/05/2014

(54) Title of the invention : Bio-insecticide formulation with silver nanoparticles and herbal oils

(51) International classification	:A61k 36/00, A01N 59/16, A61K 33/38	(71)**Name of Applicant :** **1)Dr. Sunita D. Bansod** Address of Applicant :C/o Dr. Dashrath Bhagwanji Bansod Suvidha House, Paturnandapur, Dist Akola Pin: 444107 Maharashtra India **2)Dr. Mahendra K.Rai** **3)Manisha S. Bawskar**
(31) Priority Document No	:NA	
(32) Priority Date	:NA	
(33) Name of priority country	:NA	
(86) International Application No	:PCT//	
Filing Date	:01/01/1900	
(87) International Publication No	: NA	
(61) Patent of Addition to Application Number	:NA	
Filing Date	:NA	
(62) Divisional to Application Number	:NA	
Filing Date	:NA	

(72)**Name of Inventor :**
1)Dr. Sunita D. Bansod
2)Dr. Mahendra K.Rai
3)Manisha S. Bawskar

(57) Abstract :
The present invention relates to methods of making, using and compositions of Silver nanoparticles formed by green chemistry synthetic techniques. For example, the present invention relates to Silver nanoparticles formed with Tobacco plant cell suspension extract culture and use of these Silver nanoparticles with plant oil mixture (Cymbopogon martini, Eucalyptus globulus, Azadirachta indica, Eugenia caryophyllata and Mentha spicata) to form a insecticide product in oil based emulsion. Following invention is described in detail with the help of Figure 1 of sheet 1 showing UV-Vis graph of Silver nanoparticles, Figure 2 of sheet 1 showing characterization of silver nanoparticles by Nanoparticle Tracking and Analysis System (NTA) (LM 20), Figure 3 of sheet 2 showing characterization of Silver nanoparticles by Fourier Transform Infra Red Spectroscopy (FTIR), Figure 4 of sheet 2 shows TEM Analysis of silver nanoparticles.

No. of Pages : 13 No. of Claims : 4

(12) PATENT APPLICATION PUBLICATION
(19) INDIA
(22) Date of filing of Application :13/10/2010
(21) Application No.2849/MUM/2010 A
(43) Publication Date : 23/05/2014

(54) Title of the invention : FUEL ADDITIVE

(51) International classification	:C10L 8/00, C10L 10/02	(71)**Name of Applicant :** **1)KANHERE PRASAD** Address of Applicant :SHIV MUDRA, R-4 ATREY LAYOUT, RING ROAD, NAGPUR 440 022, MAHARASHTRA, INDIA.
(31) Priority Document No	:NA	
(32) Priority Date	:NA	(72)**Name of Inventor :**
(33) Name of priority country	:NA	**1)KANHERE PRASAD**
(86) International Application No	:NA	
Filing Date	:NA	
(87) International Publication No	: NA	
(61) Patent of Addition to Application Number	:NA	
Filing Date	:NA	
(62) Divisional to Application Number	:NA	
Filing Date	:NA	

(57) Abstract :
Fuel additive prepared with contents Tutsi oil, Tulsi Powder, Honey, Amsul, Campror, 2toil, Butter and Process expained in complete specification, Fuel Additive applicable to Petrol, Diesel, Coal, Kerosen, Aviation Turbine Fuel, Jet Engine Fuel, high speed diesel, Low speed Diesel. Fuel Additive increase Fuel efficiency and Fuel output in different percentage on different applications. Fuel Additive reduces Total Acide No. in different Fuels. It is Liquid, Missible in Fuels, Non Expionsive, Non corrosive, do not vaper, Non perishable. It reduces CO2 and increase CO2 in Emissions; it supports to reduce pollution in Emissions. It do not damage metallic surface of engine as it reduces Total Acid Number and Sulpher contents in Fuels. It do not increase engine temperature. It supports smoothness to Engines, Speed and pickup, Easy drive on Steap Roads.

No. of Pages : 20 No. of Claims : 7

(12) PATENT APPLICATION PUBLICATION
(19) INDIA
(22) Date of filing of Application :19/03/2013
(21) Application No.820/MUM/2013 A
(43) Publication Date : 23/05/2014

(54) Title of the invention : TESTING UNIT OF VIDEO RECORDING SYSTEM FOR AIRCRAFT

(51) International classification :B64D47/08
(31) Priority Document No :NA
(32) Priority Date :NA
(33) Name of priority country :NA
(86) International Application No :NA
Filing Date :NA
(87) International Publication No : NA
(61) Patent of Addition to Application Number :NA
Filing Date :NA
(62) Divisional to Application Number :NA
Filing Date :NA

(71)**Name of Applicant :**
1)AIRCRAFT UPGRADE RESEARCH & DESIGN CENTRE (AURDC)
Address of Applicant :DESIGN AVIONICS (DEA) HINDUSTAN AERONAUTICS LIMITED, NASIK DIVISION, OJHAR TOWNSHIP POST OFFICE, OJHAR (MIG), NASIK-422207 (MAHARASHTRA), INDIA
(72)**Name of Inventor :**
1)NAMDEO N K
2)MODAK P K

(57) Abstract :
This invention relates to devising a testing unit for checking the serviceability and functionality of Video Recording System (VRS) control panel used for aircraft application. Thus in accordance with this invention the designed testing unit facilitates checking the serviceability and identifying VRS control panel faults accurately. In aerospace industry during overhaul of VRS system all components of the control panel are to be tested before clearing and certifying the control panel for aircraft use. Due to non availability of testing means, the control panels could not be tested individually and was tested directly on aircraft which was time consuming and also the exact fault could not be identified on aircraft. In order to address this problem, an individual testing unit was designed, developed and certified for testing of VRS control panel. This testing unit ensures full functionality and recognize the fault accurately in the control panel of VRS before installing it on aircraft. The testing unit has provision of interfacing with the control panel directly with the help of customized adaptor cable with end connector. The testing unit has provision of utilizing aircraft power supply for its operating and testing. The testing unit has system selection provision with indicating elements (display module) and system indication selection provision along with other indicating element (display module) to indicate the faults, if any to the operator. The selection is controlled by a plural multi position switching device. This testing unit has provided individual means for testing of VRS control panel accurately in short time duration. Further it has enabled to identify faulty components easily of the VRS control and subsequent saved the repair time which in turn has reduced aircraft down time.

No. of Pages : 14 No. of Claims : 4

(12) PATENT APPLICATION PUBLICATION
(21) Application No.3633/MUM/2012 A
(19) INDIA
(22) Date of filing of Application :26/12/2012
(43) Publication Date : 23/05/2014

(54) Title of the invention : A DEVICE AND METHOD FOR SPEED SETTING OF A SURGICAL POWER TOOL

(51) International classification	:A61B17/16, A61B17/00, A61B19/00	(71)**Name of Applicant :** **1)Manman Mfg. Co. Pvt.Ltd** Address of Applicant :1157 Sadashiv Peth Opp. Boy™s Bhave High School PUNE-411030 Maharashtra India
(31) Priority Document No	:NA	
(32) Priority Date	:NA	(72)**Name of Inventor :** **1)Shri. Madhukar Ganesh Gokhale**
(33) Name of priority country	:NA	
(86) International Application No	:NA	
Filing Date	:NA	
(87) International Publication No	: NA	
(61) Patent of Addition to Application Number	:NA	
Filing Date	:NA	
(62) Divisional to Application Number	:NA	
Filing Date	:NA	

(57) Abstract :
A power tool used as a motive power for carrying out surgical procedures having a speed setting device adapted to quickly select and set any desired rotary speed of the tool along with the method of setting speed is disclosed.

No. of Pages : 19 No. of Claims : 8

(12) PATENT APPLICATION PUBLICATION
(21) Application No.821/MUM/2013 A
(19) INDIA
(22) Date of filing of Application :19/03/2013
(43) Publication Date : 23/05/2014

(54) Title of the invention : AUDIO INTEGRATION SYSTEM TO UTILISE AN UNUSED AUDIO GROUND SERVICING PERSONAL (GSP) POINT FOR AIRCRAT

(51) International classification	:H04B7/185, G08G5/00
(31) Priority Document No	:NA
(32) Priority Date	:NA
(33) Name of priority country	:NA
(86) International Application No	:NA
Filing Date	:NA
(87) International Publication No	: NA
(61) Patent of Addition to Application Number	:NA
Filing Date	:NA
(62) Divisional to Application Number	:NA
Filing Date	:NA

(71)**Name of Applicant :**
1)AIRCRAFT UPGRADE RESEARCH & DESIGN CENTRE (AURDC)
Address of Applicant :DESIGN AVIONICS (DEA), HINDUSTAN AERONAUTICS LIMITED, NASIK DIVISION, OJHAR TOWNSHIP POST OFFICE, OJHAR (MIG), NASIK-422207 (MAHARASHTRA), INDIA
(72)**Name of Inventor :**
1)BHOLE S J
2)SONAWANE M V

(57) Abstract :
The invention relates to a novel method for utilization of unused GSP (Ground Servicing Personal) audio channel in air for integration of audios of new avionics systems on aircraft. Thus in accordance with this invention one audio channel is opened for exploited without modification of Audio Management Unit (AMU) or Radio Communication set (RT set). Yet another object of this invention is to reduce the possibility numerous modification/replacement of AMU / RT set, for want of integration of audios of new Avionics systems (like Landing and Navigation system, Warning Receivers, Sensors, Missiles) / audio channel on aircraft.

No. of Pages : 9 No. of Claims : 3

(12) PATENT APPLICATION PUBLICATION
(19) INDIA
(22) Date of filing of Application :19/03/2013
(21) Application No.839/MUM/2013 A
(43) Publication Date : 23/05/2014

(54) Title of the invention : PROTECTION ASSEMBLY FOR HUD AND UFCP DISPLAY IN COCKPIT FOR AIRCRAFT.

(51) International classification :B64F5/00
(31) Priority Document No :NA
(32) Priority Date :NA
(33) Name of priority country :NA
(86) International Application No :NA
Filing Date :NA
(87) International Publication No : NA
(61) Patent of Addition to Application Number :NA
Filing Date :NA
(62) Divisional to Application Number :NA
Filing Date :NA

(71)**Name of Applicant :**
1)AIRCRAFT UPGRADE RESEARCH & DESIGN CENTRE (AURDC)
Address of Applicant :DESIGN AVIONICS(DEA), HINDUSTAN AERONAUTICS LIMITED, NASIK DIVISION, OJHAR TOWNSHIP POST OFFICE, OJHAR (MIG), NASIK-422207, Maharashtra India
(72)**Name of Inventor :**
1)N K NAMDEO
2)B SUBBARAYUDU

(57) Abstract :
The invention relates manufacturing and use of protection assembly for Head Up Display (HUD) combiner glass and Up Front Control Panel (UFCP) in a cockpit for aircraft. HUD is an electronic and optical device for the display of Navigation/Attack information in the pilots forward field of view. The HUD is installed in the cockpit in front of Pilot field of view. The UFCP is the main interface between pilot and avionics systems. It consists of dedicated controls for controlling the operation of HUD. Additionally it has number of software controlled keys (soft keys). These keys are used for management of various avionics systems and manual insertion of inputs to avionics systems. UFCP has a LED alphanumeric display for display of various parameters. During the maintenance and exploitation of aircraft on ground, it is noticed that display glass of HUD combiner are prone to breakage (scratches, chip off). Due to space constraint in the cockpit and the location of HUD & UFCP is such that the chances of damage of HUD & UFCP glass is more. As the glass of HUD & UFCP do not have any built in protection, the protection assembly has been designed and used on ground during regular maintenance of aircraft.

No. of Pages : 11 No. of Claims : 4

(12) PATENT APPLICATION PUBLICATION
(21) Application No.4060/MUM/2013 A
(19) INDIA
(22) Date of filing of Application :26/12/2013
(43) Publication Date : 23/05/2014

(54) Title of the invention : ELECTROMAGNETIC RECIPROCATING AIR COMPRESSOR

(51) International classification	:F25B 1/00, F04B17/03, F04B49/06	(71)**Name of Applicant :** **1)Mahavir Jivanchand Jain** Address of Applicant :4, Adinath chamber™s Near Ramalayam Hosp. Panchvati, Nashik - 422003 Maharashtra India **2)Rohit Ravindra Desai**
(31) Priority Document No	:NA	(72)**Name of Inventor :**
(32) Priority Date	:NA	**1)Mahavir Jivanchand Jain**
(33) Name of priority country	:NA	**2)Rohit Ravindra Desai**
(86) International Application No	:NA	**3)Sonukumar Sharma**
Filing Date	:NA	**4)Swapnil Awate**
(87) International Publication No	: NA	
(61) Patent of Addition to Application Number	:NA	
Filing Date	:NA	
(62) Divisional to Application Number	:NA	
Filing Date	:NA	

(57) Abstract :
In conventional Reciprocating air Compressor there are number of moving parts like crank, connecting rod, belt drive system, electric motor which contributes in frictional (Mechanical) losses results in low efficiency. Also it is bulky in size and high maintenance required as it consists of motor, belt drive system, rotating parts. The capital and running cost of this type of compressor is high. All above disadvantages are overcome by Electromagnetic reciprocating air compressor which works on the principal of electromagnetism. In this type of compressor almost all moving parts like motor, belt drive system, crank, connecting rod are eliminated from conventional compressor. This result in higher efficiency than conventional reciprocating type compressor, it is compact in size. As it consist of very few parts its capital as well as running cost is low. One more feature of this type of compressor is it is silent in operation. Following invention is described in detail with the help of Figure 1 of sheet 1 shows conventional air compressor, Figure 2 of sheet 2 shows side view of the electromagnetic Reciprocating Air Compressor, Figure 3 of sheet 3 shows working principle of electromagnetic Reciprocating Air Compressor on passing of electric current, Figure 4 of sheet 4 shows working principle of electromagnetic Reciprocating Air Compressor when current is reversed.

No. of Pages : 18 No. of Claims : 8

(12) PATENT APPLICATION PUBLICATION
(21) Application No.3141/MUM/2013 A
(19) INDIA
(22) Date of filing of Application :03/10/2013
(43) Publication Date : 23/05/2014

(54) Title of the invention : 3-PENTEN-2-ONE-4-(OCTAHYDRO-1, 7 A DIMETHYL-1, 4-METHANO-4H-INDEN-4-YI)-, [1S-[1A,3AB,4B(E),7AB]) IN PERFUMED INSECTICIDE VAPORIZER

(51) International classification	:A01M1/20, A01M13/00
(31) Priority Document No	:NA
(32) Priority Date	:NA
(33) Name of priority country	:NA
(86) International Application No	:NA
Filing Date	:NA
(87) International Publication No	: NA
(61) Patent of Addition to Application Number	:NA
Filing Date	:NA
(62) Divisional to Application Number	:NA
Filing Date	:NA

(71)**Name of Applicant :**
1)MR. VAZE KEDAR RAMESH
Address of Applicant :S.H KELKAR AND CO PVT LTD. LBS MARG, MULUND MUMBAI 400 080 Maharashtra India
(72)**Name of Inventor :**
1)MR. VAZE KEDAR RAMESH

(57) Abstract :
The present invention relates to a perfumery composition comprises a mixture of 3-Penten-2-one-4-(octahydro-1,7 a-dimethyl-1,4-methano-4H-inden-4-yl)--,[1S-[1a,3b,4b(E),7ab]] and one or more of polycyclic musk and/or its/their isomers in ratio of 1:2 to 1:10.

No. of Pages : 13 No. of Claims : 7

(12) PATENT APPLICATION PUBLICATION
(21) Application No.2870/MUM/2013 A
(19) INDIA
(22) Date of filing of Application :04/09/2013
(43) Publication Date : 23/05/2014

(54) Title of the invention : HANDLING WEAPONS BY MIND USING ZIGBEE

(51) International classification	:G06F3/01, G06Q99/00
(31) Priority Document No	:NA
(32) Priority Date	:NA
(33) Name of priority country	:NA
(86) International Application No	:NA
Filing Date	:NA
(87) International Publication No	: NA
(61) Patent of Addition to Application Number	:NA
Filing Date	:NA
(62) Divisional to Application Number	:NA
Filing Date	:NA

(71)**Name of Applicant :**
1)Dr. Anil Satishrao Hiwale
Address of Applicant :Flat No. B-202, Aishwarya Residency, Building A,Near Hotel Ambiance, Wakad, PUNE-444203 Maharashtra India
2)Jyoti Satyajit Vetal
(72)**Name of Inventor :**
1)Dr. Anil Satishrao Hiwale
2)Jyoti Satyajit Vetal

(57) Abstract :
Brain machine interface and zigbee network have a lot of interesting applications in warfare.Brains waves are used as transfer of secrete data via multiple zigbee networks military applications. Herein we look at some of the special actions that need to be taken in zigbee with brain machine interface for transferring secrete commands to handle weapons. Following invention is described in detail with the help of Figure 1 of sheet 1 shows the architecture of the proposed system comprising of six main modules, Figure 2 of sheet 2 shows a wireless EEGCAP that is placed on subject™s head and is used to capture the brain signals and figure 3 of sheet 3 shows the components of embedded signal processing and message creation circuit.

No. of Pages : 12 No. of Claims : 3

(12) PATENT APPLICATION PUBLICATION
(19) INDIA
(22) Date of filing of Application :19/03/2013
(21) Application No.819/MUM/2013 A
(43) Publication Date : 23/05/2014

(54) Title of the invention : DATA BUS NETWORK FOR AIRCRAFT

(51) International classification	:G08C17/00, H04L12/40
(31) Priority Document No	:NA
(32) Priority Date	:NA
(33) Name of priority country	:NA
(86) International Application No	:NA
Filing Date	:NA
(87) International Publication No	: NA
(61) Patent of Addition to Application Number	:NA
Filing Date	:NA
(62) Divisional to Application Number	:NA
Filing Date	:NA

(71)**Name of Applicant :**
1)AIRCRAFT UPGRADE RESEARCH & DESIGN CENTRE (AURDC)
Address of Applicant :DESIGN AVIONICS (DEA), HINDUSTAN AERONAUTICS LIMITED, NASIK DIVISION, OJHAR TOWNSHIP POST OFFICE, OJHAR (MIG), NASIK-422207 (MAHARASHTRA), INDIA
(72)**Name of Inventor :**
1)TRIMBAKRAJ S CHOPADE
2)VIJAY K SHINDE

(57) Abstract :
To bridge the technology gap between latest modern technology development and existing operational capabilities of the aircraft, midlife avionics upgrade of aircraft is required to improve the navigation and attack performance by incorporating flexible data bus network, introduction of new airborne avionics systems/sensors and smart display in cockpit to provide better Navigation accuracies and improved Man machine interface (MMI) with less maintenance and reduced flight readiness time. The-invention relates to a Design manufacture, implementation and testing of MIL 1553B Data Bus Network during Upgradation of aircraft. The invention relates to a design and development of MIL-1553B Data Bus Network for integration of state of art airborne avionics systems/sensors for aircraft. The data bus network on aircraft provides flexible data bus platform with highly reliable and high speed data transmission for computation in Mission Computer on aircraft, by reducing wires bundles in turn saving weight and space, improving maintenance on aircraft. The invention provides retrofitting an existence 1553 Data Bus network system for increases error free data transfer capacity, without rewiring and rework and with minimal impact to extant 1553 data bus network by modifying the software.

No. of Pages : 18 No. of Claims : 6

(12) PATENT APPLICATION PUBLICATION
(21) Application No.2065/CHENP/2014 A
(19) INDIA
(22) Date of filing of Application :18/03/2014
(43) Publication Date : 23/05/2014

(54) Title of the invention : A DEVICE AND METHOD TO PRODUCE GRAVITOMAGNETIC INDUCTION MASS SPIN VALVE OR GRAVITATIONAL RECTIFIER

(51) International classification :H02N11/00
(31) Priority Document No :13/595424
(32) Priority Date :27/08/2012
(33) Name of priority country :U.S.A.
(86) International Application No :PCT/IB2013/002255
Filing Date :29/07/2013
(87) International Publication No :WO 2014/033536
(61) Patent of Addition to Application Number :NA
Filing Date :NA
(62) Divisional to Application Number :NA
Filing Date :NA

(71)**Name of Applicant :**
1)BOYD Michael Edward
Address of Applicant :5439 Soquel Drive Soquel California 95073 U.S.A.
(72)**Name of Inventor :**
1)BOYD Michael Edward

(57) Abstract :
The invention pertains to a head disk assembly device mass spin valve or gravitational rectifier and method of producing gravitomagnetic induction utilizing Nano features; Nano bumps and Nano pits; fabricated on the surface of a hard disk. The device includes a computer hard disk; a piezoelectric glide head and/or a GMR read head; a typical hard drive s electronics; wherein defects are fabricated on the said disk using a Focused Ion Beam (FIB) by depositing requisite number of nanobumps of specified height and etching equal number of nanopits of specified depth a few mils or mm apart on a pre decided radius. By spinning the said nano features disk produce (1) an associated mechanical force utilizing a piezoelectric glide head and/or (2) an associated magnetic force utilizing a GMR read head; for (a) general use in surface characterization work and (b) for producing power by the presence or the absence of matter on a spinning disk.

No. of Pages : 41 No. of Claims : 16

(12) PATENT APPLICATION PUBLICATION
(21) Application No.2203/CHE/2014 A
(19) INDIA
(22) Date of filing of Application :01/05/2014
(43) Publication Date : 23/05/2014

(54) Title of the invention : AN ENVIRONMENTALLY-SAFE COMPOSITION FOR THE PREVENTION OF INTERNAL BREAKDOWN DISORDERS IN MANGO

(51) International classification :a23l
(31) Priority Document No :NA
(32) Priority Date :NA
(33) Name of priority country :NA
(86) International Application No :NA
Filing Date :NA
(87) International Publication No : NA
(61) Patent of Addition to Application Number :NA
Filing Date :NA
(62) Divisional to Application Number :NA
Filing Date :NA

(71)**Name of Applicant :**
1)INDIAN COUNCIL OF AGRICULTURAL RESEARCH (ICAR)
Address of Applicant :INDIAN COUNCIL OF AGRICULTURAL RESEARCH, INDIAN INSTITUTE OF HORTICULTURAL RESEARCH (IIHR), HESSARAGHATTA LAKE POST, BANGALORE - 560 089 Karnataka India
(72)**Name of Inventor :**
1)V. RAVINDRA

(57) Abstract :
The invention discloses an environmentally-safe composition and its application at appropriate physiological maturity stages of fruit for prevention of internal breakdown (IB) disorders (like spongy tissue in Alphonso and Mallika and jelly seed in Dasehari and Amrapali cultivars) of mango. The novel formulation also induce improvement in organoleptic properties like uniform color development, firmness, pulp texture, aroma and taste. The environmentally-safe composition increases the fruit weight and enhances the shelf life of the fruit to withstand cold storage conditions and transport during export.

No. of Pages : 25 No. of Claims : 13

(12) PATENT APPLICATION PUBLICATION
(21) Application No.1777/CHE/2014 A
(19) INDIA
(22) Date of filing of Application :02/04/2014
(43) Publication Date : 23/05/2014

(54) Title of the invention : NOVEL OIL BASED FUNGICIDAL COMBINATION

(51) International classification :a01n
(31) Priority Document No :NA
(32) Priority Date :NA
(33) Name of priority country :NA
(86) International Application No :NA
Filing Date :NA
(87) International Publication No : NA
(61) Patent of Addition to Application Number :NA
Filing Date :NA
(62) Divisional to Application Number :NA
Filing Date :NA

(71)**Name of Applicant :**
1)COROMANDEL INTERNATIONAL LIMITED
Address of Applicant :Coromandel House, Sardar Patel Road, Secunderabad 500 003. State of Andhra Pradesh, India.
(72)**Name of Inventor :**
1)RAM RATAN SHARMA
2)Dr. M UDAYA BHASKAR

(57) Abstract :
The present invention relates to stable combination of antifungal agents in environmentally safe oil suspension formulation with enhance uptake and activity thereof said combination comprising as solid active ingredients a mixture of: (a) methyl (2E)-2-{2-[6-(2-cyanophenoxy) pyrimidin-4-yloxy]phenyl}-3-methoxyacrylate (b) manganese ethylenebis (dithiocarbamate) (polymeric) complex with zinc salt. The fungicidal composition of the present invention is useful for the effective control of a broad range of fungal diseases in economically important field and green house crops. The process of making stable composition also disclosed.

No. of Pages : 25 No. of Claims : 23

(12) PATENT APPLICATION PUBLICATION
(21) Application No.1776/CHE/2014 A
(19) INDIA
(22) Date of filing of Application :02/04/2014
(43) Publication Date : 23/05/2014

(54) Title of the invention : A BROADSPECTRUM SYNERGESTIC FUNGICIDAL COMBINATION

(51) International classification :a01n
(31) Priority Document No :NA
(32) Priority Date :NA
(33) Name of priority country :NA
(86) International Application No :NA
Filing Date :NA
(87) International Publication No : NA
(61) Patent of Addition to Application Number :NA
Filing Date :NA
(62) Divisional to Application Number :NA
Filing Date :NA

(71)**Name of Applicant :**
1)COROMANDEL INTERNATIONAL LIMITED
Address of Applicant :Coromandel House, Sardar Patel Road, Secunderabad 500 003. State of Andhra Pradesh, India.
(72)**Name of Inventor :**
1)RAM RATAN SHARMA
2)Dr. V L KHUSPE
3)ANIL KUMAR SAINI

(57) Abstract :
A broad spectrum synergistic fungicidal and bactericidal composition comprising formula (a) polymeric zinc propylenebis(dithiocarbamate) (b) 5-methyl-1,2,4-triazolo[3,4-b][1,3]benzothiazole, (c) at least one stabilizing agent having mass of range from 0.5 to 4% of total mass of the compositions, (d) at least one wetting agent with 0.5 to 5 % of total mass of the composition, (e) at least one suspending agent with 0.5 to 8 % of the total mass of the composition, (f) Chelating complex as one more stabilizing agent having mass of range from 0.1 to 5% of the total mass of the composition, and (g) at least one filler agent with 1 to 40% of the mass of the composition wherein polymeric zinc propylenebis(dithiocarbamate) and 5-methyl-1,2,4-triazolo[3,4-b][1,3]benzothiazole are present in a weight ratio ranging from 20 : 1 to 1: 6. The fungicidal composition of the present invention is useful for the effective control of a broad range of fungal and bacterial diseases in economically important field and green house crops. The process of making composition also disclosed.

No. of Pages : 18 No. of Claims : 14

(12) PATENT APPLICATION PUBLICATION
(21) Application No.2289/CHE/2014 A
(19) INDIA
(22) Date of filing of Application :08/05/2014
(43) Publication Date : 23/05/2014

(54) Title of the invention : GREEN WSW FOR IMPLEMENTING EFFICIENT WATER MANAGEMENT AND FERTIGATION SYSTEM

(51) International classification	:b62d
(31) Priority Document No	:NA
(32) Priority Date	:NA
(33) Name of priority country	:NA
(86) International Application No	:NA
Filing Date	:NA
(87) International Publication No	: NA
(61) Patent of Addition to Application Number	:NA
Filing Date	:NA
(62) Divisional to Application Number	:NA
Filing Date	:NA

(71)**Name of Applicant :**
1)T. VIJAYAKUMAR
Address of Applicant :EEE DEPARTMENT, SRI ESHWAR COLLEGE OF ENGINEERING, KODAMPATTI(P.O), VADASITHUR(VIA), KINATHUKADAVU, COIMBATORE - 641 202 Tamil Nadu India
2)K. SAKTHIKUMARAN
3)D. SABARISH
4)S. SYED HASSSAIN
(72)**Name of Inventor :**
1)T. VIJAYAKUMAR
2)K. SAKTHIKUMARAN
3)D. SABARISH
4)S. SYED HASSAIN

(57) Abstract :
The Green WSN for implementing efficient water management and fertigation system is the first invention in India. Agriculture plays an important role in the development of the countrys economy. Scorching summers threatens our planet every year this unable us to cultivate our traditional crops at their suitable seasons. On other hand farmers are wasting water abundantly without proper management system. This leads to the scarcity of water at the time of requirement. And also we read the article published in cronicas de los tienpos in april 2002 which shows how will be the human life in 2070 due to scarcity of water. This article and the present day situation motivated us to do this innovative project. In present day situation farmers are doing the irrigation manually, In this system only a particular amount of water and fertilizer is made to flow to a particular field without any manual assistance (automatically).

No. of Pages : 12 No. of Claims : 4

(12) PATENT APPLICATION PUBLICATION
(21) Application No.448/KOL/2014 A
(19) INDIA
(22) Date of filing of Application :10/04/2014
(43) Publication Date : 23/05/2014

(54) Title of the invention : AN AXIAL SIOX-TIO2 HETEROSTRUCTURE NANOWIRE ARRAY USEFUL FOR SIMULTANEOUS MULTIBAND DETECTION

(51) International classification	:B82Y 20/00	(71)**Name of Applicant :**
(31) Priority Document No	:NA	**1)NIT MANIPUR**
(32) Priority Date	:NA	Address of Applicant :NATIONAL INSTITUTE OF TECHNOLOGY (NIT), MANIPUR, TAKYELPAT, GOVERNMENT POLYTECHNIC CAMPUS IMPHAL- 795001, MANIPUR, INDIA.
(33) Name of priority country	:NA	
(86) International Application No	:NA	
Filing Date	:NA	(72)**Name of Inventor :**
(87) International Publication No	: NA	**1)ANIRUDDHA MONDAL**
(61) Patent of Addition to Application Number	:NA	**2)JAY CHANDRA DHAR**
Filing Date	:NA	**3)CHITRALEKHA NGANGBAM**
(62) Divisional to Application Number	:NA	**4)KALYAN KUMAR CHATTOPADHYA**
Filing Date	:NA	

(57) Abstract :
The GLAD technique has been employed to synthesize SiOx-TiO2 heterostructure nanowire (NW) arrays on indium tin oxide (ITO) coated glass substrate. A field emission gun scanning electron microscopic image shows that the perpendicularly oriented NWs. Transmission electron microscopy images show the formation of heterostructure NWs, which consists of 180nm SiOx and 210nm long TiO2. The selected- area electron diffraction shows the amorphous nature of the synthesized NWs. The main band absorption edges at 350 nm (3.5 eV) were found for both the SiOx-TiO2 and TiO2 NW arrays from optical absorption measurement. The absorption at UV region is dominated by TiO2 (320 nm to 450 nm) where at visible range (650 nm to 850 nm) it was dominated by SiOx. Two fold improved photon absorption was observed for the SiOx-TiO2 multilayer NWs. The SiOx-TiO2 axial heterostructure NWs array based photodetector (with Au top contact), which shows broadband detection from UV (330- 450 nm) to Visible region (650-850) nm. The high photoresponse of 0.2 A/W (biasing voltage -1.0 V) and internal gain of 0.7 was calculated for the detector at 380 nm. A fast response switching of rise time (1.4 secs) and fall time (1.8 secs) was observed at - 0.5 V applied bias.

No. of Pages : 26 No. of Claims : 10

Publication After 18 Months:

The following Patent Applications have been published under Section 11A (3) of The Patents (Amendment) Act, 2005. Any Person may file representation by way of opposition to the Controller of Patents at the appropriate office against the grant of the patent in the prescribed manner under section 25(1) of the Patents (Amendment) Act, 2005 read with the rule 55 of The Patents (Amendment) Rules, 2006:

(12) PATENT APPLICATION PUBLICATION

(21) Application No.4530/DELNP/2012 A

(19) INDIA

(22) Date of filing of Application :23/05/2012

(43) Publication Date : 23/05/2014

(54) Title of the invention : TIRE BEAD FOR A HEAVY CIVIL ENGINEERING VEHICLE

(51) International classification	:B60C 15/06	(71)**Name of Applicant :**
(31) Priority Document No	:0958783	**1)COMPAGNIE GENERALE DES ETABLISSEMENTS MICHELIN**
(32) Priority Date	:09/12/2009	Address of Applicant :12 Cours Sablon F-63000 Clermont-Ferrand Burkina Faso
(33) Name of priority country	:France	**2)MICHELIN RECHERCHE ET TECHNIQUE S.A.**
(86) International Application No	:PCT/EP2010/069079	(72)**Name of Inventor :**
Filing Date	:07/12/2010	**1)LUCIEN BONDU**
(87) International Publication No	: NA	
(61) Patent of Addition to Application Number	:NA	
Filing Date	:NA	
(62) Divisional to Application Number	:NA	
Filing Date	:NA	

(57) Abstract :
THE INVENTION RELATES TO IMPROVING THE ENDURANCE OF THE BEADS OF A RADIAL TIRE FOR A HEAVY CIVIL ENGINEERING VEHICLE, BY REDUCING THE PROPAGATION RATE OF CRACKS INITIATED AT THE RADIALLY INNERMOST CONTACT SURFACE BETWEEN A FIRST POLYMER FILL MATERIAL (23A) IN CONTACT WITH THE BEAD WIRE CORE (22) AND A SECOND POLYMER FILL MATERIAL (23B) RADIALLY OUTSIDE THE FIRST POLYMER FILL MATERIAL. ACCORDING TO THE INVENTION, A TRANSITION ELEMENT (24), CONSISTING OF A POLYMER TRANSITION MATERIAL AND HAVING A CONSTANT THICKNESS (E), IS IN CONTACT, ON THE RADIALLY INNER SURFACE (24A) THEREOF, WITH THE FIRST POLYMER FILL MATERIAL (23A) AND IN CONTACT, ON THE RADIALLY OUTER SURFACE (24B) THEREOF, WITH THE SECOND POLYMER FILL MATERIAL (23B), AND THE MODULUS OF ELASTICITY OF THE POLYMER TRANSITION MATERIAL AT 10% EXTENSION IS BETWEEN THE RESPECTIVE ELASTIC MODULI OF THE FIRST AND SECOND POLYMER FILL MATERIALS AT 10% EXTENSION.

No. of Pages : 24 No. of Claims : 7

(12) PATENT APPLICATION PUBLICATION
(19) INDIA
(22) Date of filing of Application :23/05/2012
(21) Application No.4531/DELNP/2012 A
(43) Publication Date : 23/05/2014

(54) Title of the invention : COMPRESSION SPRING ASSEMBLY AND METHOD

(51) International classification :F16F 1/02
(31) Priority Document No :NA
(32) Priority Date :NA
(33) Name of priority country :NA
(86) International Application No :PCT/US2009/065326
Filing Date :20/11/2009
(87) International Publication No : NA
(61) Patent of Addition to Application Number :NA
Filing Date :NA
(62) Divisional to Application Number :NA
Filing Date :NA

(71)**Name of Applicant :**
1)FIRESTONE INDUSTRIAL PRODUCTS COMPANY LLC
Address of Applicant :250 West 96th Street Indianapolis IN 46260 U.S.A.
(72)**Name of Inventor :**
1)JAKOB B. CAGLE
2)ALBERT S. PHILLIPS

(57) Abstract :
A COMPRESSION SPRING ASSEMBLY CAN INCLUDE A COMPRESSION SPRING CORE AND A COMPRESSION SPRING SHELL THAT CAN BE ASSEMBLED ONTO THE COMPRESSION SPRING CORE. THE COMPRESSION SPRING CORE CAN INCLUDE A CORE BODY WITH AN OUTER CORE WALL. THE COMPRESSION SPRING SHELL CAN INCLUDE A SHELL BODY HAVING AN INNER SHELL WALL. THE COMPRESSION SPRING SHELL CAN BE SUPPORTED ON THE COMPRESSION SPRING CORE SUCH THAT THE INNER SHELL WALL EXTENDS ALONG AT LEAST A PORTION OF THE OUTER CORE WALL. A METHOD OF MANUFACTURING A COMPRESSION SPRING ASSEMBLY IS ALSO INCLUDED.

No. of Pages : 53 No. of Claims : 40

(12) PATENT APPLICATION PUBLICATION
(21) Application No.4532/DELNP/2012 A
(19) INDIA
(22) Date of filing of Application :23/05/2012
(43) Publication Date : 23/05/2014

(54) Title of the invention : AN ADAPTIVE DIGITAL PRE-DISTORTION METHOD AND DEVICE TO ENHANCE THE POWER UTILITY OF POWER AMPLIFIERS IN WIRELESS DIGITAL COMMUNICATION APPLICATIONS

(51) International classification :H03F 1/32
(31) Priority Document No :61/281,241
(32) Priority Date :16/11/2009
(33) Name of priority country :U.S.A.
(86) International Application No :PCT/EP2010/067611
Filing Date :16/11/2010
(87) International Publication No : NA
(61) Patent of Addition to Application Number :NA
Filing Date :NA
(62) Divisional to Application Number :NA
Filing Date :NA

(71)**Name of Applicant :**
1)INNOVARADIO S.A.
Address of Applicant :Chemin des Aulx 18 CH-1228 Plan-les-Ouates Switzerland
(72)**Name of Inventor :**
1)AMIRHOOSHANG FARAHANI SAMANI
2)JEYRAN HEZAVEH
3)ALI TALEBI

(57) Abstract :
THE PRESENT INVENTION CONCERNS THE FIELD OF POWER AMPLIFIERS AND IN PARTICULAR THE ENHANCEMENT OF THE PERFORMANCE OF THE AMPLIFIER BY A FEEDBACK LOOP ACTING ON THE INPUT SIGNAL. IT DESCRIBES A METHOD FOR LINEARIZING A POWER AMPLIFIER CIRCUIT HAVING A DIGITAL BASE-BAND INPUT SIGNAL, A POWER OUTPUT SIGNAL, A POWER AMPLIFIER AND A LINEARIZER MODULE (LM), THIS METHOD COMPRISING THE STEPS OF: EXTRACTING A FEEDBACK SIGNAL FROM THE POWER AMPLIFIER (PA) OUTPUT SIGNAL, DOWN-CONVERTING THE FEEDBACK RF-SIGNAL TO FEEDBACK IF-SIGNAL, FILTERING THE FEEDBACK IF-SIGNAL WITH A BAND-PASS FILTER, A/D CONVERTING THE FILTERED FEEDBACK IF-SIGNAL INTO A FEEDBACK DIGITAL SIGNAL, CONVERTING THE FEEDBACK DIGITAL SIGNAL INTO FREQUENCY-DOMAIN USING FAST-FOURIER TRANSFORM FFT ON A BLOCK OF N-SAMPLES TO OBTAIN A FEEDBACK FB-FFT BLOCK, CONVERTING THE INPUT BASE-BAND DIGITAL SIGNAL INTO FREQUENCY-DOMAIN USING FAST-FOURIER TRANSFORM FFT ON A BLOCK OF N-SAMPLES TO OBTAIN A INPUT FF-FFT BLOCK, DIVIDING THE INPUT FF-FFT BLOCK WITH THE FEEDBACK FB-FFT BLOCK TO OBTAIN FFT CORRECTION SAMPLES BLOCKS, AVERAGING AT LEAST TWO BLOCKS OF FFT CORRECTION SAMPLES TO OBTAIN FFT CORRECTION COEFFICIENT VALUES, APPLYING THE FFT CORRECTION COEFFICIENT VALUES TO A DIGITAL COMPLEX MULTIPLIER, CONVERTING THE OUTPUT OF THE MULTIPLIER FROM FREQUENCY DOMAIN INTO TIME DOMAIN WITH AN INVERSE FFT MODULE TO OBTAIN A CORRECTED DIGITAL INPUT SIGNAL, CONVERTING THE CORRECTED DIGITAL INPUT SIGNAL TO ANALOG IF SIGNAL WITH A DIGITAL TO ANALOG CONVERTER TO OBTAIN A CORRECTED IF INPUT SIGNAL, APPLYING THE BAND-PASS FILTER TO THE CORRECTED IF INPUT SIGNAL, UP-CONVERTING THE FILTERED CORRECTED IF INPUT SIGNAL TO OBTAIN A CORRECTED RF INPUT SIGNAL, APPLYING THE CORRECTED RF INPUT SIGNAL TO THE POWER AMPLIFIER.

No. of Pages : 13 No. of Claims : 7

(12) PATENT APPLICATION PUBLICATION
(19) INDIA
(22) Date of filing of Application :21/05/2012
(21) Application No.4471/DELNP/2012 A
(43) Publication Date : 23/05/2014

(54) Title of the invention : CONTINUOUS CASTING OF LEAD ALLOY STRIP FOR HEAVY DUTY BATTERY ELECTRODES

(51) International classification :B22D 25/04
(31) Priority Document No :61/272,811
(32) Priority Date :06/11/2009
(33) Name of priority country :U.S.A.
(86) International Application No :PCT/CA2010/001765
Filing Date :05/11/2010
(87) International Publication No : NA
(61) Patent of Addition to Application Number :NA
Filing Date :NA
(62) Divisional to Application Number :NA
Filing Date :NA

(71)**Name of Applicant :**
1)MITEK HOLDINGS INC.
Address of Applicant :300 Delaware Avenue Suite 1704 Wilmington DE 19801 U.S.A.
(72)**Name of Inventor :**
1)JEFFREY A. ROSSI
2)THEODORE J. SEYMOUR

(57) Abstract :
A METHOD AND APPARATUS FOR CONTINUOUSLY CASTING LEAD ALLOY STRIP ON A CASTING SURFACE ON SUBSTANTIALLY THE UPPER HALF OF A ROTATABLE CASTING DRUM FROM A POOL OF MOLTEN LEAD ALLOY AT A HIGH SPEED COMPRISING IMPARTING A COARSE TEXTURE TO THE CASTING SURFACE, PROVIDING A TUNDISH CONTAINING A POOL OF THE MOLTEN LEAD ALLOY AT A PREDETERMINED TEMPERATURE ADJACENT A SUBSTANTIALLY VERTICAL UPWARDLY-MOVING PORTION OF SAID CASTING DRUM, THE TUNDISH HAVING A GRAPHITE LIP INSERT HAVING AN OPEN FRONT DEFINED BY A HP INSERT FLOOR AND OPPOSED SIDEWALLS COOPERATING WITH AND COMMENCING AT A SUBSTANTIALLY VERTICAL PORTION OF THE CASTING SURFACE TO CONTAIN SAID MOLTEN LEAD ALLOY IN THE LIP INSERT, CONTROLLING THE HEIGHT OF THE SURFACE LEVEL AND TEMPERATURE OF THE MOLTEN LEAD ALLOY IN THE LIP INSERT, MOVING THE CASTING SURFACE UPWARDLY THROUGH THE POOL OF MOLTEN LEAD ALLOY BY ROTATING SAID DRUM FOR DEPOSITING THE LEAD ALLOY THEREON, COOLING THE CASTING SURFACE OF THE DRUM TO SOLIDIFY A STRIP OF THE LEAD ALLOY ON SUBSTANTIALLY THE UPPER HALF OF THE ROTATABLE CASTING DRUM, AND STRIPPING THE STRIP FROM THE CASTING SURFACE. THE MOLTEN LEAD ALLOY PREFERABLY IS A ANTIMONY-LEAD ALLOY CONTAINING ABOUT 0.3 TO 5.0 WT% ANTIMONY, THE BALANCE ESSENTIALLY LEAD.

No. of Pages : 29 No. of Claims : 15

(12) PATENT APPLICATION PUBLICATION
(19) INDIA
(22) Date of filing of Application :22/05/2012
(21) Application No.4503/DELNP/2012 A
(43) Publication Date : 23/05/2014

(54) Title of the invention : METHOD AND DEVICE FOR POLARIZING A DBD ELECTRODE

(51) International classification :H05H 1/24
(31) Priority Document No :09176940.6
(32) Priority Date :24/11/2009
(33) Name of priority country :EPO
(86) International Application No :PCT/EP2010/068049
Filing Date :23/11/2010
(87) International Publication No : NA
(61) Patent of Addition to Application Number :NA
Filing Date :NA
(62) Divisional to Application Number :NA
Filing Date :NA

(71)**Name of Applicant :**
1)AGC GLASS EUROPE
Address of Applicant :Chaussee de La Hulpe 166 B-1170 Bruxelles (Watermael-Boitsfort) Belgium
(72)**Name of Inventor :**
1)ERIC MICHEL
2)ERIC TIXHON
3)JOSEPH LECLERCQ

(57) Abstract :
THE INVENTION RELATES TO A DEVICE FOR TREATING THE SURFACE OF A SUBSTRATE BY MEANS OF DIELECTRIC BARRIER DISCHARGE FOR GENERATING A FILAMENTARY PLASMA, INCLUDING A REACTION CHAMBER COMPRISING A MIXTURE HAVING A COMPOSITION SUCH THAT, WHEN IN CONTACT WITH THE PLASMA, THE MIXTURE DECOMPOSES AND GENERATES SPECIES CAPABLE OF DEPOSITION IN THE FORM OF A LAYER MOSTLY OR TOTALLY ON THE SUBSTRATE, WHEREIN AT LEAST TWO ELECTRODES AREA PROVIDED IN SAID CHAMBER, WITH ONE ELECTRODE BEING SUBJECTED TO A HIGH AC VOLTAGE, AND ARE ARRANGED ON EITHER SIDE OF THE SUBSTRATE, AT LEAST ONE DIELECTRIC BARRIER (DBD) ARRANGED BETWEEN SAID AT LEAST TWO ELECTRODES, AND A THT/HF TRANSFORMER COMPRISING A SECONDARY CIRCUIT, IN WHICH A DIRECT CURRENT (DC) POWER SOURCE IS PROVIDED IN SERIES IN THE SECONDARY CIRCUIT SUCH THAT THE CHEMICAL SPECIES GENERATED IN THE PLASMA IN THE FORM OF ELECTRICALLY POSITIVE OR NEGATIVE IONS ARE SELECTIVELY ATTRACTED BY THE TARGET SUBSTRATE INSERTED IN THE REACTION CHAMBER AND ARRANGED BETWEEN SAID AT LEAST TWO ELECTRODES, AND REPELLED BY ELECTRODES HAVING A CORRESPONDING CHARGE.

No. of Pages : 20 No. of Claims : 15

(12) PATENT APPLICATION PUBLICATION
(19) INDIA
(22) Date of filing of Application :03/05/2012

(21) Application No.3931/DELNP/2012 A
(43) Publication Date : 23/05/2014

(54) Title of the invention : A METHOD AND SYSTEM FOR OPERATING AN INJECTION MOLDING MACHINE

(51) International classification :B29C 45/76
(31) Priority Document No :61/257,505
(32) Priority Date :03/05/2012
(33) Name of priority country :U.S.A.
(86) International Application No :PCT/CA2010/001326
Filing Date :01/09/2010
(87) International Publication No : NA
(61) Patent of Addition to Application Number :NA
Filing Date :NA
(62) Divisional to Application Number :NA
Filing Date :NA

(71)**Name of Applicant :**
1)HUSKY INJECTION MOLDING SYSTEMS LTD.
Address of Applicant :500 Queen Street South Bolton Ontario L7E 5S5 77019-2118 Canada
(72)**Name of Inventor :**
1)ROBERT BRUCE WEBER
2)JOACHIM JOHANNES NIEWELS
3)BRUNO GIUSEPPE SODARO

(57) Abstract :
ACCORDING TO EMBODIMENTS OF THE PRESENT INVENTION, THERE IS PROVIDED A METHOD AND SYSTEM FOR OPERATING AN INJECTION MOLDING MACHINE. FOR EXAMPLE, A MOLDING SYSTEM (100) TO MANUFACTURE A MOLDED ARTICLE (103) IN A MOLD-CAVITY SYSTEM (200) BY USING A MOLDING MATERIAL (101) IS PROVIDED. THE SYSTEM (100) INCLUDING PRESSURE-CONTROL SYSTEM (126) COUPLED WITH THE SYSTEM (200); AND CONTROLLER (160) OPERATIVELY COUPLING TO SYSTEM (126), CONTROLLER (160) HAVING CONTROLLER-USABLE MEMORY (162) TANGIBLY EMBODYING SET OF CONTROLLER-EXECUTABLE INSTRUCTIONS (500) TO DIRECT CONTROLLER (160), INCLUDING MOLD-UNPACK INSTRUCTIONS (520), INCLUDING INSTRUCTING CONTROLLER (160) TO CONTROL SYSTEM (126) TO REDUCE, AFTER SOLIDIFICATION, AT LEAST IN PART, OF MATERIAL (101) BEING LOCATED IN A NUB REGION (214) OF SYSTEM (200), INTERNAL PRESSURE OF MATERIAL (101) RECEIVED IN SYSTEM (200) WHILE SYSTEM (200) REMAINS ISOLATED FROM STREAM OF FLOWABLE-MOLDING MATERIAL, BEYOND ANY REDUCTION OF INTERNAL PRESSURE IN MATERIAL (101) RESULTING FROM COOLING OF MATERIAL (101), SO THAT REDUCTION IN INTERNAL PRESSURE OF MATERIAL (101) IS ENOUGH TO PERMIT SAFE OPENING OF SYSTEM (200) WHILE PERMITTING SAFE EXTRACTION OF ARTICLE (103).

No. of Pages : 67 No. of Claims : 17

(12) PATENT APPLICATION PUBLICATION
(19) INDIA
(22) Date of filing of Application :21/05/2012
(21) Application No.4448/DELNP/2012 A
(43) Publication Date : 23/05/2014

(54) Title of the invention : BROADCAST RECEPTION TERMINAL AND BROADCAST RECEPTION METHOD

(51) International classification :H04N 7/173
(31) Priority Document No :2009-260927
(32) Priority Date :16/11/2009
(33) Name of priority country :Japan
(86) International Application No :PCT/JP2010/065238
Filing Date :06/09/2010
(87) International Publication No : NA
(61) Patent of Addition to Application Number :NA
Filing Date :NA
(62) Divisional to Application Number :NA
Filing Date :NA

(71)**Name of Applicant :**
1)NTT DOCOMO INC.
Address of Applicant :11-1 Nagatacho 2-chome Chiyoda-ku Tokyo 100-6150 Japan
(72)**Name of Inventor :**
1)KOJI ISHII
2)NOBUAKI SASAO

(57) Abstract :
DISCLOSED IS A BROADCAST RECEPTION TERMINAL THAT IMPLEMENTS PLAYBACK CONTROL IN ACCORDANCE WITH ACTUAL PLAYBACK TIME WITHOUT BEING AFFECTED BY THE UPDATE FREQUENCY OF A DECRYPTION KEY FOR BROADCASTED PLAYBACK DATA. THE DISCLOSED BROADCAST RECEPTION TERMINAL (1) IS PROVIDED WITH A CAS MODULE (105), WHICH OBTAINS KEY INFORMATION FROM A BROADCAST SIGNAL, AND A RENDERER (102), WHICH PLAYS BACK AUDIO/VIDEO DATA INCLUDED IN THE BROADCAST SIGNAL. THE CAS MODULE (105) HAS A HISTORY INFORMATION STORAGE UNIT (113), WHICH STORES PLAYBACK HISTORY INFORMATION, AND A PLAYBACK TIME CALCULATION UNIT (111), WHICH COMPUTES REMAINING PLAYBACK TIME INFORMATION FOR THE AUDIO/VIDEO DATA AND PASSES A SCRAMBLING KEY AND THE REMAINING PLAYBACK TIME INFORMATION TO THE RENDERER (102). THE RENDERER (102) HAS A DESCRAMBLING UNIT (107) AND A DECODING UNIT (108), WHICH DECRYPT/PLAYBACK THE AUDIO/VIDEO USING THE SCRAMBLING KEY AND PASS HISTORY INFORMATION REGARDING SAID PLAYBACK TO THE CAS MODULE (105), AND A PREVIEW CONTROL UNIT (109), WHICH MAKES IT SO THAT ONLY AN AMOUNT OF THE AUDIO/VIDEO DATA CORRESPONDING TO THE TIME INDICATED BY THE REMAINING PLAYBACK TIME INFORMATION IS DECRYPTED.

No. of Pages : 43 No. of Claims : 5

(12) PATENT APPLICATION PUBLICATION
(21) Application No.4449/DELNP/2012 A
(19) INDIA
(22) Date of filing of Application :21/05/2012
(43) Publication Date : 23/05/2014

(54) Title of the invention : POLYSACCHARIDE GEL FORMULATION HAVING MULTI-STAGE BIOACTIVE AGENT DELIVERY

(51) International classification :A61K 8/60
(31) Priority Document No :12/616,020
(32) Priority Date :10/11/2009
(33) Name of priority country :U.S.A.
(86) International Application No :PCT/US2010/055801
Filing Date :08/11/2010
(87) International Publication No : NA
(61) Patent of Addition to Application Number :NA
Filing Date :NA
(62) Divisional to Application Number :NA
Filing Date :NA

(71)**Name of Applicant :**
1)ALLERGAN INC.
Address of Applicant :2525 Dupont Drive Irvine CA 92612 U.S.A.
(72)**Name of Inventor :**
1)DIMITRIOS STROUMPOULIS
2)DUSTIN B. LESLIE
3)CHRISTOPHER S. MUDD
4)AHMET TEZEL

(57) Abstract :
DESCRIBED HEREIN ARE POLYSACCHARIDE GEL FORMULATIONS INCLUDING AT LEAST ONE INHIBITOR OF POLYSACCHARIDE DEGRADATION AND METHODS OF MAKING THE SAME. THE METHODS DESCRIBED HEREIN INVOLVE THE STEPS OF PROVIDING AT LEAST ONE POLYSACCHARIDE AND INCORPORATING AT LEAST ONE INHIBITOR OF DEGRADATION INTO THE POLYSACCHARIDE.

No. of Pages : 37 No. of Claims : 15

(12) PATENT APPLICATION PUBLICATION
(21) Application No.3987/DELNP/2012 A
(19) INDIA
(22) Date of filing of Application :07/05/2012
(43) Publication Date : 23/05/2014

(54) Title of the invention : MULTI-BLADE FAN FOR CENTRIFUGAL BLOWER

(51) International classification :F04D 29/30
(31) Priority Document No :2009-264094
(32) Priority Date :19/11/2009
(33) Name of priority country :Japan
(86) International Application No :PCT/JP2010/069575
Filing Date :04/11/2010
(87) International Publication No : NA
(61) Patent of Addition to Application Number :NA
Filing Date :NA
(62) Divisional to Application Number :NA
Filing Date :NA

(71)**Name of Applicant :**
1)SANDEN CORPORATION
Address of Applicant :20 Kotobuki-cho Isesaki-shi Gunma 372-8502 Japan
(72)**Name of Inventor :**
1)MASATOSHI KAWASAKI

(57) Abstract :
DISCLOSED IS A MULTI-BLADE FAN FOR A CENTRIFUGAL BLOWER, THE MULTI-BLADE FAN HAVING A PLURALITY OF ANNULARLY-DISPOSED BLADES AND BEING CHARACTERIZED IN THAT AT LEAST THE NUMBER OF BLADES (Z), THE INNER/OUTER DIAMETER RATIO, WHICH IS DEFINED AS THE RATIO (D1/D2) BETWEEN THE DIAMETER (D1) OF THE CIRCLE INSCRIBING THE BLADES AND THE DIAMETER (D2) OF THE CIRCLE CIRCUMSCRIBING THE BLADES, THE ANGLE OF INCLINATION (DEGREES) OF EACH BLADE, WHICH IS DEFINED AS THE ANGLE BETWEEN A LINE CONNECTING THE POSITION OF SAID BLADE ON THE INSCRIBED CIRCLE AND THE POSITION THEREOF ON THE CIRCUMSCRIBED CIRCLE AND A LINE EXTENDING RADIALLY FROM THE CENTER OF THE INSCRIBED CIRCLE AND PASSING THROUGH SAID POSITION ON THE INSCRIBED CIRCLE, AND THE TONGUE CLEARANCE RATIO, WHICH IS DEFINED AS THE RATIO (S/D2) BETWEEN THE TONGUE CLEARANCE (S) AND THE DIAMETER (D2) OF THE CIRCUMSCRIBED CIRCLE ARE ALL WITHIN OPTIMAL RANGES (30=Z=55; 0.72=D1/D2=0.86; 15==48; AND 0.09=S/D2=0.15). THUS, IT IS POSSIBLE TO DESIGN A MULTI-BLADE FAN FOR A CENTRIFUGAL BLOWER THAT PRODUCES LITTLE NOISE BY DETERMINING THE OPTIMAL RANGES FOR PARAMETERS THAT WERE FOUND TO BE EFFECTIVE AND COMBINING THOSE OPTIMAL RANGES FOR USE.

No. of Pages : 31 No. of Claims : 5

(12) PATENT APPLICATION PUBLICATION
(21) Application No.4406/DELNP/2012 A
(19) INDIA
(22) Date of filing of Application :21/05/2012
(43) Publication Date : 23/05/2014

(54) Title of the invention : CONDUCTIVITY SENSOR ASSEMBLY

(51) International classification :G01N 27/07
(31) Priority Document No :0951014-0
(32) Priority Date :22/12/2009
(33) Name of priority country :Sweden
(86) International Application No :PCT/SE2010/051427
Filing Date :20/12/2010
(87) International Publication No : NA
(61) Patent of Addition to Application Number :NA
Filing Date :NA
(62) Divisional to Application Number :NA
Filing Date :NA

(71)**Name of Applicant :**
1)GE HEALTHCARE BIO-SCIENCES AB
Address of Applicant :Patent Department Bjrkgatan 30 S-751 84 Uppsala Sweden
(72)**Name of Inventor :**
1)LARS ANDERSSON
2)STEFAN D™ARGY
3)PATRIC FRICKING
4)JOACHIM TOLLSTOY

(57) Abstract :
A FLOW-THROUGH CONDUCTIVITY SENSOR ASSEMBLY COMPRISES A HOUSING (4) HAVING A FLOW PASSAGE WITH AN INLET END AND AN OUTLET END. THE CROSS SECTION OF AT LEAST A SECTION OF THE FLOW PASSAGE EXTENSION BETWEEN THE INLET AND OUTLET ENDS IS DIVIDED INTO A CONDUCTIVITY MEASURING CHANNEL (2) AND A PARALLEL BY-PASS CHANNEL (3) OF LARGER CROSSSECTIONAL AREA THAN THE MEASURING CHANNEL (2)

No. of Pages : 22 No. of Claims : 17

(12) PATENT APPLICATION PUBLICATION
(21) Application No.4544/DELNP/2012 A
(19) INDIA
(22) Date of filing of Application :23/05/2012
(43) Publication Date : 23/05/2014

(54) Title of the invention : TIRE BEAD FOR A HEAVY CIVIL ENGINEERING VEHICLE

(51) International classification :B60C 15/06
(31) Priority Document No :0958781
(32) Priority Date :09/12/2009
(33) Name of priority country :France
(86) International Application No :PCT/EP2010/069077
Filing Date :07/12/2010
(87) International Publication No : NA
(61) Patent of Addition to Application Number :NA
Filing Date :NA
(62) Divisional to Application Number :NA
Filing Date :NA

(71)**Name of Applicant :**
1)1) COMPAGNIE GENERALE DES ETABLISSEMENTS MICHELIN
Address of Applicant :12 Cours Sablon F-63000 Clermont-Ferrand
2)2) MICHELIN RECHERCHE ET TECHNIQUE S.A.
(72)**Name of Inventor :**
1)LUCIEN BONDU

(57) Abstract :
THE INVENTION RELATES TO IMPROVING THE ENDURANCE OF THE BEADS OF A RADIAL TIRE FOR A HEAVY CIVIL ENGINEERING VEHICLE, BY REDUCING THE SPREAD RATE OF THE CRACKS INITIATED ON THE AXIALLY OUTER SURFACE OF THE CARCASS REINFORCEMENT FRAME AND SPREADING THROUGH THE POLYMERIC COVERING AND FILLING MATERIALS. ACCORDING TO THE INVENTION, A TRANSITION ELEMENT (28) CONSISTING OF A POLYMERIC TRANSITION MATERIAL IS IN CONTACT, VIA THE AXIALLY INNER SURFACE THEREOF, WITH THE POLYMERIC COVERING MATERIAL OF THE AXIALLY OUTER SURFACE OF THE CARCASS REINFORCEMENT FRAME (21B), AND, VIA THE AXIALLY OUTER SURFACE THEREOF, WITH THE POLYMERIC FILLING MATERIAL (26), AND THE MODULUS OF ELASTICITY AT 10% ELONGATION OF THE POLYMERIC TRANSITION MATERIAL LIES BETWEEN THE MODULI OF ELASTICITY AT 10% ELONGATION OF THE POLYMERIC COVERING MATERIAL AND POLYMERIC FILLING MATERIAL, RESPECTIVELY.

No. of Pages : 22 No. of Claims : 6

(12) PATENT APPLICATION PUBLICATION
(19) INDIA
(22) Date of filing of Application :22/05/2012
(21) Application No.4500/DELNP/2012 A
(43) Publication Date : 23/05/2014

(54) Title of the invention : ONE-PIECE SEAT BACK FRAME ASSEMBLY AND METHOD OF MAKING SAME

(51) International classification :A47C 7/02
(31) Priority Document No :61/260,675
(32) Priority Date :12/11/2009
(33) Name of priority country :U.S.A.
(86) International Application No :PCT/US2010/056451
Filing Date :12/11/2010
(87) International Publication No : NA
(61) Patent of Addition to Application Number :NA
Filing Date :NA
(62) Divisional to Application Number :NA
Filing Date :NA

(71)**Name of Applicant :**
1)JOHNSON CONTROLS TECHNOLOGY
Address of Applicant :915 East 32nd Street Holland MI 49423 U.S.A.
(72)**Name of Inventor :**
1)KURT A. SEIBOLD
2)ORNELA ZEKAVICA
3)YOUZHI XIONG
4)CHATHERINE M. AMODEO
5)PHILLIP WAYNE WILSON

(57) Abstract :
A ONE-PIECE SEAT BACK FRAME FOR USE IN A VEHICLE SEAT ASSEMBLY. THE ONE-PIECE SEAT BACK FRAME INCLUDES A FIRST SIDE PORTION AND A SECOND SIDE PORTION SPACED APART FROM THE FIRST SIDE PORTION, AN UPPER CROSS PORTION AND A LOWER CROSS PORTION. A LOWER CROSS BRACKET MEMBER IS COUPLED TO THE SEAT BACK FRAME SUCH THAT THE LOWER CROSS BRACKET MEMBER AT LEAST PARTIALLY OVERLAPS THE SEAT BACK FRAME LOWER CROSS PORTION FORMING A BOXED SECTION. A FIRST RECLINER MECHANISM IS COUPLED TO THE SECOND END OF THE LOWER CROSS BRACKET MEMBER FOR A SINGLE-SIDED RECLINER SYSTEM. A PIVOT BRACKET OR A SECOND RECLINER MECHANISM IS COUPLED TO THE FIRST END OF THE LOWER CROSS BRACKET MEMBER FOR A DUAL-SIDED RECLINER SYSTEM.

No. of Pages : 42 No. of Claims : 16

(12) PATENT APPLICATION PUBLICATION
(19) INDIA
(22) Date of filing of Application :22/05/2012
(21) Application No.4501/DELNP/2012 A
(43) Publication Date : 23/05/2014

(54) Title of the invention : CONTAINERS FOR CHROMATOGRAPHY MEDIA

(51) International classification :B01D 15/20
(31) Priority Document No :0922426.2
(32) Priority Date :22/12/2009
(33) Name of priority country :U.K.
(86) International Application No :PCT/EP2010/007830
Filing Date :21/12/2010
(87) International Publication No : NA
(61) Patent of Addition to Application Number :NA
Filing Date :NA
(62) Divisional to Application Number :NA
Filing Date :NA

(71)**Name of Applicant :**
1)GE HEALTHCARE BIO-SCIENCES AB
Address of Applicant :Patent Department Bjorkgatan 30 S-751 84 Uppsala Sweden
(72)**Name of Inventor :**
1)KLAUS GEBAUER

(57) Abstract :
THE INVENTION RELATES TO CONTAINERS OR BAGS FOR CHROMATOGRAPHIC MEDIA AND METHODS OF PACKING CHROMATOGRAPHY COLUMNS USING SUCH CONTAINERS. THE BAGS MAY BE USED FOR STORING AND/OR TRANSPORTING CHROMATOGRAPHIC MEDIA AND CAN BE INSERTED DIRECTLY INTO THE CHAMBER OF A CHROMATOGRAPHY COLUMN IN READINESS FOR USE.

No. of Pages : 46 No. of Claims : 37

(12) PATENT APPLICATION PUBLICATION
(19) INDIA
(22) Date of filing of Application :22/05/2012
(21) Application No.4502/DELNP/2012 A
(43) Publication Date : 23/05/2014

(54) Title of the invention : PREFORM FOR PRODUCING PLASTIC CONTAINERS IN A TWO-STAGE STRETCH BLOW-MOULDING PROCESS

(51) International classification :B29B 11/14
(31) Priority Document No :CH01980/09
(32) Priority Date :23/12/2009
(33) Name of priority country :Switzerland
(86) International Application No :PCT/EP2010/006021
Filing Date :02/10/2010
(87) International Publication No : NA
(61) Patent of Addition to Application Number :NA
Filing Date :NA
(62) Divisional to Application Number :NA
Filing Date :NA

(71)**Name of Applicant :**
1)ALPLA WERKE ALWIN LEHNER GMBH & CO. KG
Address of Applicant :Allmendstrasse 81 A-6971 Hard Austria
(72)**Name of Inventor :**
1)ROBERT SIEGL

(57) Abstract :
THE INVENTION RELATES TO A PREFORM (1) FOR PRODUCING PLASTIC CONTAINERS IN A TWO-STAGE STRETCH BLOW-MOULDING PROCESS, WHEREIN THE PREFORM HAS AN ELONGATED PREFORM BODY (2), THE ONE LONGITUDINAL END OF WHICH IS CLOSED BY A BOTTOM (3), WHILE THE OTHER LONGITUDINAL END ADJOINS A NECK SECTION (4) HAVING THREADED SECTIONS (5) OR SIMILAR POSITIVE PROTRUSIONS. THE PREFORM (1) IS PRODUCED FROM A PLASTIC MATERIAL SUITED FOR THE STRETCH BLOW-MOULDING PROCESS, SAID MATERIAL HAVING A REFRACTIVE INDEX OF 1.3 TO 1.6 AT A TEMPERATURE OF 100°C TO 120°C. THE PREFORM BOTTOM (3) IS DESIGNED SUCH THAT THE OUTER WALL (18) THEREOF AND THE INNER WALL (17) THEREOF DELIMIT A FLAT DIVERGENT LENS. THE OUTER WALL (18) AND THE INNER WALL (17) OF THE PREFORM BOTTOM (3) DESIGNED AS A DIVERGENT LENS HAVE RADII OF CURVATURE (C, B) WHICH ARE GREATER AT LEAST BY A FACTOR OF 1.4 THAN THE RADII OF CURVATURE (S, R) OF THE ASSOCIATED OUTER WALL (8) OR INNER WALL (7) IN THE REGION OF THE PREFORM BODY.

No. of Pages : 18 No. of Claims : 13

(12) PATENT APPLICATION PUBLICATION
(19) INDIA
(22) Date of filing of Application :22/05/2012
(21) Application No.4522/DELNP/2012 A
(43) Publication Date : 23/05/2014

(54) Title of the invention : METHOD AND DEVICE FOR THE REMOTE COLLECTION OF DATA FROM AIRCRAFT OR SHIP RECORDERS

(51) International classification :G01S 1/68
(31) Priority Document No :0905456
(32) Priority Date :13/11/2009
(33) Name of priority country :France
(86) International Application No :PCT/FR2010/052418
Filing Date :12/11/2010
(87) International Publication No : NA
(61) Patent of Addition to Application Number :NA
Filing Date :NA
(62) Divisional to Application Number :NA
Filing Date :NA

(71)**Name of Applicant :**
1)ARCHITECTURE ET CONCEPTION DE SYTEMES AVANCES
Address of Applicant :Europarc Sainte-Victoire F-13590 Meyreuil France
(72)**Name of Inventor :**
1)HUBERT THOMAS
2)YANN LE PAGE

(57) Abstract :
THE INVENTION RELATES TO A METHOD AND DEVICE FOR THE REMOTE COLLECTION OF DATA FROM AIRCRAFT OR SHIP RECORDERS USING A BUOY (3) WHICH CAN BE EJECTED IN THE EVENT OF SINKING AND CONTAINS A DOUBLE MEMORY WHICH STORES THE POSITIONS OF THE BUOY DURING THE DRIFT THEREOF AS WELL AS INFORMATION RELATING TO THE FLIGHT OR CROSSING. A TWO-WAY RADIO COMMUNICATION MEANS ALLOWS THE BUOY TO TRANSFER THE CONTENTS OF SAID MEMORIES TO A REMOTE COLLECTION MEANS, SUCH AS A RECONNAISSANCE AEROPLANE.

No. of Pages : 12 No. of Claims : 9

(12) PATENT APPLICATION PUBLICATION
(21) Application No.4523/DELNP/2012 A
(19) INDIA
(22) Date of filing of Application :22/05/2012
(43) Publication Date : 23/05/2014

(54) Title of the invention : FLUX CONVERTER WITH POWER FACTOR CORRECTION

(51) International classification :H02M 3/335
(31) Priority Document No :A1907/2009
(32) Priority Date :02/12/2009
(33) Name of priority country :Austria
(86) International Application No :PCT/EP2010/067878
Filing Date :22/11/2010
(87) International Publication No : NA
(61) Patent of Addition to Application Number :NA
Filing Date :NA
(62) Divisional to Application Number :NA
Filing Date :NA

(71)**Name of Applicant :**
1)SIEMENS AKTIENGESELLSCHAFT
Address of Applicant :Wittelsbacherplatz 2 80333 M¼nchen Germany
(72)**Name of Inventor :**
1)CHRISTIAN AUGESKY

(57) Abstract :
THE INVENTION RELATES TO A FLUX CONVERTER FOR CONVERTING AN INPUT-SIDE ALTERNATING CURRENT (UN) INTO AN OUTPUT-SIDE DC CURRENT (USEK), A POWER FACTOR CORRECTION BEING PROVIDED AND THE FLUX CONVERTER COMPRISES A TRANSFORMER HAVING AT LEAST TWO SERIALLY ARRANGED PRIMARY WINDINGS (LP1, LP2) AND A SECONDARY WINDING (LSEK) WOUND IN SAME DIRECTION. ALSO, A FIRST SWITCH (S1) IS USED TO SWITCH A STORAGE CAPACITOR (CSP) IN SERIES WITH A FIRST PRIMARY WINDING (LP1) TO THE ALTERNATING CURRENT (UN) IN A CLOCKED MANNER VIA RECTIFICATION ELEMENTS AND A SECOND PRIMARY WINDING (LP2) CAN BE SWITCHED TO THE STORAGE CAPACITOR (CSP) IN A CLOCKED MANNER BY MEANS OF A SECOND SWITCH (S2).

No. of Pages : 23 No. of Claims : 12

(12) PATENT APPLICATION PUBLICATION
(21) Application No.4533/DELNP/2012 A
(19) INDIA
(22) Date of filing of Application :23/05/2012
(43) Publication Date : 23/05/2014

(54) Title of the invention : TIRE BEAD FOR A HEAVY CIVIL ENGINEERING VEHICLE

(51) International classification :B60C 15/06
(31) Priority Document No :0958780
(32) Priority Date :09/12/2009
(33) Name of priority country :France
(86) International Application No :PCT/EP2010/069076
Filing Date :07/12/2010
(87) International Publication No : NA
(61) Patent of Addition to Application Number :NA
Filing Date :NA
(62) Divisional to Application Number :NA
Filing Date :NA

(71)**Name of Applicant :**
1)COMPAGNIE GENERALE DES ETABLISSEMENTS MICHELIN
Address of Applicant :12 Cours Sablon F-63000 Clermont-Ferrand
2)MICHELIN RECHERCHE ET TECHNIQUE S.A.
(72)**Name of Inventor :**
1)LUCIEN BONDU

(57) Abstract :
THE INVENTION RELATES TO IMPROVING THE ENDURANCE OF THE BEADS OF A RADIAL TIRE FOR A HEAVY CIVIL ENGINEERING VEHICLE, BY DECREASING THE SPREAD RATE OF THE CRACKS INITIATED AT THE END OF THE CARCASS REINFORCEMENT FRAME AND SPREADING THROUGH THE POLYMERIC COVERING, EDGING AND FILLING MATERIALS. ACCORDING TO THE INVENTION, A TRANSITION ELEMENT (25) CONSISTING OF A POLYMERIC TRANSITION MATERIAL IS AT LEAST PARTIALLY IN CONTACT, VIA THE AXIALLY OUTER SURFACE THEREOF, WITH THE POLYMERIC EDGING MATERIAL (22) AND, ON THE AXIALLY INNER SURFACE THEREOF, WITH A POLYMERIC FILLING MATERIAL (23B); THE RADIALLY OUTER (E25) AND RADIALLY INNER (I25) ENDS OF THE TRANSITION ELEMENT ARE RADIALLY OUTSIDE AND RADIALLY INSIDE THE END OF THE CARCASS REINFORCEMENT FRAME, AND THE MODULUS OF ELASTICITY AT 10% ELONGATION OF THE POLYMERIC TRANSITION MATERIAL IS INTERMEDIATE BETWEEN THE MODULI OF ELASTICITY AT 10% ELONGATION OF THE POLYMERIC EDGING MATERIAL AND POLYMERIC FILLING MATERIAL, RESPECTIVELY, WITH WHICH THE TRANSITION MATERIAL IS IN CONTACT.

No. of Pages : 25 No. of Claims : 8

(12) PATENT APPLICATION PUBLICATION
(19) INDIA
(22) Date of filing of Application :23/05/2012
(21) Application No.4545/DELNP/2012 A
(43) Publication Date : 23/05/2014

(54) Title of the invention : METHOD OF PRODUCING HIGH-STRENGTH COKE

(51) International classification :C10B 57/06
(31) Priority Document No :2009-266567
(32) Priority Date :24/11/2009
(33) Name of priority country :Japan
(86) International Application No :PCT/JP2010/070680
Filing Date :19/11/2010
(87) International Publication No : NA
(61) Patent of Addition to Application Number :NA
Filing Date :NA
(62) Divisional to Application Number :NA
Filing Date :NA

(71)**Name of Applicant :**
1)NIPPON STEEL & SUMITOMO METAL CORPORATION
Address of Applicant :6-1, MARUNOUCHI 2-CHOME, CHIYODA-KU, TOKYO 100-8071, JAPAN
(72)**Name of Inventor :**
1)ATSUSHI DOBASHI
2)SATOMI MIYAWAKI

(57) Abstract :
DISCLOSED IS A PROCESS FOR PRODUCING HIGH-STRENGTH COKE, THE PROCESS COMPRISING A GRINDING STEP, A MIXING STEP, A DRY DISTILLATION STEP, AND A DRYING STEP. WHEN THE DRYING STEP IS CONDUCTED BEFORE THE MIXING STEP, THE FEED COAL IS DRIED SO THAT THE MIXTURE IN THE MIXING STEP HAS A WATER CONTENT OF 0-8 MASS%. ALTERNATIVELY, WHEN THE DRYING STEP IS CONDUCTED SIMULTANEOUSLY WITH THE MIXING STEP, THE CAKING FILLER AND THE FEED COAL WHICH HAVE BEEN GROUND ARE DRIED WHILE BEING MIXED, THEREBY FORMING THE MIXTURE HAVING A WATER CONTENT OF 0-8 MASS%. ALTERNATIVELY, WHEN THE DRYING STEP IS CONDUCTED AFTER THE MIXING STEP AND BEFORE THE DRY DISTILLATION STEP, THE MIXTURE IS DRIED TO REDUCE THE WATER CONTENT THEREOF TO 0-8 MASS%.

No. of Pages : 50 No. of Claims : 6

(12) PATENT APPLICATION PUBLICATION
(21) Application No.4546/DELNP/2012 A
(19) INDIA
(22) Date of filing of Application :23/05/2012
(43) Publication Date : 23/05/2014

(54) Title of the invention : VIBRATION CONTROL APPARATUS WIND TURBINE GENERATOR AND VIBRATION CONTROL METHOD

(51) International classification :F16F 15/02
(31) Priority Document No :NA
(32) Priority Date :NA
(33) Name of priority country :NA
(86) International Application No :PCT/JP2011/059932
Filing Date :22/04/2011
(87) International Publication No : NA
(61) Patent of Addition to Application Number :NA
Filing Date :NA
(62) Divisional to Application Number :NA
Filing Date :NA

(71)**Name of Applicant :**
1)MITSUBISHI HEAVY INDUSTRIES LTD.
Address of Applicant :16-5 Konan 2-chome Minato-ku Tokyo 1088215 Japan
(72)**Name of Inventor :**
1)MINORU KAWABATA
2)KEISUKE SASAJIMA
3)ATSUSHI KUBO
4)HIDEAKI HARADA

(57) Abstract :
IT IS INTENDED TO PROVIDE A VIBRATION CONTROL APPARATUS THAT CAN BE INSTALLED IN A SMALL PACE AND CAN BE PRODUCED AT LOW COST, AS WELL AS A WIND TURBINE 5 GENERATOR EQUIPPED WITH THE VIBRATION CONTROL APPARATUS AND A VIBRATION CONTROL METHOD. THE VIBRATION CONTROL APPARATUS 7 INCLUDES A FIRST VIBRATION SYSTEM 10 OF INVERTED-PENDULUM TYPE, SECOND VIBRATION SYSTEMS 20 OF INVERTED-PENDULUM TYPE WHICH 10 ARE PROVIDED ON BOTH SIDES OF THE FIRST VIBRATION SYSTEM 10, A RESTRAINING UNIT 30 WHICH RESTRAINS A FIRST WEIGHT 11 OF THE FIRST VIBRATION SYSTEM 10 AND A SECOND WEIGHT 21 OF THE SECOND VIBRATION SYSTEM 20 AND A DAMPER WHICH DAMPS VIBRATION OF THE FIRST WEIGHT 11 15 AND THE SECOND WEIGHT 21. THE VIBRATION CONTROL APPARATUS 7 IS INSTALLED ON AN UPPER FLOOR 8A OF A PLURALITY OF FLOORS 8.

No. of Pages : 50 No. of Claims : 12

(12) PATENT APPLICATION PUBLICATION
(21) Application No.4547/DELNP/2012 A
(19) INDIA
(22) Date of filing of Application :23/05/2012
(43) Publication Date : 23/05/2014

(54) Title of the invention : POWER OUTPUT LEVELING METHOD AND APPARATUS FOR WIND TURBINE GENERATING FACILITY

(51) International classification :F04C
(31) Priority Document No :NA
(32) Priority Date :NA
(33) Name of priority country :NA
(86) International Application No :PCT/JP2011/059231
Filing Date :14/04/2011
(87) International Publication No : NA
(61) Patent of Addition to Application Number :NA
Filing Date :NA
(62) Divisional to Application Number :NA
Filing Date :NA

(71)**Name of Applicant :**
1)MITSUBISHI HEAVY INDUSTRIES LTD.
Address of Applicant :16-5 Konan 2-chome Minato-ku Tokyo 1088215 Japan
(72)**Name of Inventor :**
1)AKIRA YASUGI

(57) Abstract :
IT IS INTENDED TO PROVIDE A METHOD AND AN APPARATUS FOR LEVELING POWER OUTPUT OF A WIND TURBINE GENERATOR FACILITY AS WELL AS INCREASING POWER OUTPUT. THE POWER OUTPUT LEVELING APPARATUS 4 INCLUDES A WIND TURBINE CONTROLLER 20 FOR CONTROLLING OUTPUT OF A WIND TURBINE GENERATOR 2, A BATTERY CONTROLLER 30 FOR CONTROLLING AN ELECTRICAL STORAGE DEVICE 3, AND A MASTER CONTROLLER 40 FOR SENDING COMMANDS TO THE WIND TURBINE CONTROLLER 20 AND THE BATTERY CONTROLLER 30 RESPECTIVELY. THE OUTPUT OF THE WIND TURBINE GENERATOR 2 IS LEVELED BY THE POWER OUTPUT LEVELING APPARATUS 4 TO BE ADJUSTED TO THE TARGET OUTPUT.

No. of Pages : 43 No. of Claims : 11

(12) PATENT APPLICATION PUBLICATION
(21) Application No.4548/DELNP/2012 A
(19) INDIA
(22) Date of filing of Application :23/05/2012
(43) Publication Date : 23/05/2014

(54) Title of the invention : MANGANESE CHELATES AND THEIR USE AS CONTRAST AGENTS IN MAGNETIC RESONANCE IMAGING (MRI)

(51) International classification	:A61K 49/12	(71)**Name of Applicant :**
(31) Priority Document No	:20093555	**1)GE HEALTHCARE AS**
(32) Priority Date	:18/12/2009	Address of Applicant :P.O. Box 4220 Nydalen Nycoveien 1-2 N-0401 Oslo Norway
(33) Name of priority country	:Norway	
(86) International Application No	:PCT/EP2010/070029	(72)**Name of Inventor :**
Filing Date	:17/12/2010	**1)ANDREAS MEIJER**
(87) International Publication No	: NA	
(61) Patent of Addition to Application Number	:NA	
Filing Date	:NA	
(62) Divisional to Application Number	:NA	
Filing Date	:NA	

(57) Abstract :
THE PRESENT INVENTION RELATES TO MANGANESE(LL) CHELATES. THE INVENTION ALSO RELATES TO SAID MANGENESE(LL) CHELATES ATTACHED TO OTHER MOLECULES AND THEIR USE AS CONTRAST AGENTS IN MAGNETIC RESONANCE IMAGING (MRI).

No. of Pages : 32 No. of Claims : 17

(12) PATENT APPLICATION PUBLICATION
(21) Application No.3906/DELNP/2012 A
(19) INDIA
(22) Date of filing of Application :03/05/2012
(43) Publication Date : 23/05/2014

(54) Title of the invention : SURFACTANT BASED VISCOELASTIC FLUIDS AND METHODS OF USING THE SAMESURFACTANT BASED VISCOELASTIC FLUIDS AND METHODS OF USING THE SAME

(51) International classification :C07C
(31) Priority Document No :12/620,442
(32) Priority Date :17/11/2009
(33) Name of priority country :U.S.A.
(86) International Application No :PCT/US2010/057078
Filing Date :17/11/2010
(87) International Publication No : NA
(61) Patent of Addition to Application Number :NA
Filing Date :NA
(62) Divisional to Application Number :NA
Filing Date :NA

(71)**Name of Applicant :**
1)BAKER HUGHES INCORPORATED
Address of Applicant :2929 Allen Parkway Suite 2100 Houston TX 77019-2118 U.S.A.
(72)**Name of Inventor :**
1)RONALD CASEY PLASIER
2)SCOTT ROBERT ALLEN

(57) Abstract :
SURFACTANT BASED VISCOELASTIC FLUIDS FOR ENHANCING THE PRODUCTIVITY OF A HYDROCARBON-BEARING FORMATIONS HAVE PARTICULAR APPLICABILITY IN ACID FRACTURING OF SUBTERRANEAN FORMATIONS SURROUNDING OIL AND GAS WELLS. THE VISCOELASTIC FLUID CONTAINS AN ORGANIC ACID, AN INORGANIC MONOVALENT SALT AND A QUATERNARY AMMONIUM AROMATIC SALT AND WATER. THE FLUID MAY FURTHER BE FOAMED OR ENERGIZED.

No. of Pages : 23 No. of Claims : 20

(12) PATENT APPLICATION PUBLICATION
(19) INDIA
(22) Date of filing of Application :03/05/2012
(21) Application No.3907/DELNP/2012 A
(43) Publication Date : 23/05/2014

(54) Title of the invention : PLASMA GENERATION AND USE OF PLASMA GENERATION APPARATUS

(51) International classification :H05H 1/24
(31) Priority Document No :0919274.1
(32) Priority Date :03/11/2009
(33) Name of priority country :U.K.
(86) International Application No :PCT/GB2010/002031
Filing Date :03/11/2010
(87) International Publication No : NA
(61) Patent of Addition to Application Number :NA
Filing Date :NA
(62) Divisional to Application Number :NA
Filing Date :NA

(71)**Name of Applicant :**
1)THE UNIVERSITY COURT OF THE UNIVERSITY OF GLASGOW
Address of Applicant :Gilbert Scott Building University Avenue Glasgow G12 8QQ U.K.
(72)**Name of Inventor :**
1)DECLAN ANDREW DIVER
2)HUGH POTTS

(57) Abstract :
A PLASMA GENERATING APPARATUS COMPRISES A FIRST, POWERED ELECTRODE AND A SECOND ELECTRODE STRUCTURE LOCATED IN FRONT OF THE FIRST ELECTRODE. AN INSULATING LAYER IS INTERPOSED BETWEEN THE FIRST ELECTRODE AND THE SECOND ELECTRODE STRUCTURE. THE SECOND ELECTRODE STRUCTURE HAS A PLURALITY OF SECOND ELECTRODE PORTIONS DEFINING GAP PORTIONS THERE BETWEEN. THE WIDTH OF THE GAP PORTIONS IS W. THE SECOND ELECTRODE PORTIONS EACH HAVE A FORWARD SURFACE AND THE GAP PORTIONS EACH HAVING A FORWARD SURFACE, THE HEIGHT DIFFERENCE BETWEEN THE FORWARD SURFACE OF EACH SECOND ELECTRODE PORTION AND THE FORWARD SURFACES OF THE ADJACENT GAP PORTIONS BEING H, AND WHEREIN H IS AT MOST 1 MM AND THE RATIO W/H IS AT LEAST 1. THUS, THE FORWARD SURFACES OF THE SECOND ELECTRODE PORTIONS AND THE FORWARD SURFACES OF THE GAP PORTIONS TOGETHER PROVIDE A SMOOTH TOPOGRAPHY. THE PLASMA GENERATED BY THE APPARATUS (IN AIR OR OTHER OXYGEN-CONTAINING GAS) FORMS OZONE, WHICH CAN BE USED TO TREAT FOODSTUFFS, FOR EXAMPLE. THE SMOOTH TOPOGRAPHY ALLOWS SUBSTANTIALLY ALL OF THE PLASMA TO BE GENERATED INSIDE A PACKAGE WHOSE WALL IS PRESSED TOWARDS THE SECOND ELECTRODE STRUCTURE.

No. of Pages : 41 No. of Claims : 30

(12) PATENT APPLICATION PUBLICATION
(21) Application No.1465/MUM/2011 A
(19) INDIA
(22) Date of filing of Application :05/05/2011
(43) Publication Date : 23/05/2014

(54) Title of the invention : AN IMPROVED MECHANISM FOR SWITCH DISCONNECTORS

(51) International classification	:H01H 3/00	(71)**Name of Applicant :**
(31) Priority Document No	:NA	**1)LARSEN & TOUBRO LIMITED**
(32) Priority Date	:NA	Address of Applicant :L & T House Ballard Estate Mumbai 400 001 State of Maharashtra India
(33) Name of priority country	:NA	(72)**Name of Inventor :**
(86) International Application No	:NA	**1)BALASUBRAMANIAM Gnana Ganesh;**
Filing Date	:NA	**2)SABAPATHY Manikandan;**
(87) International Publication No	: NA	**3)PALANISAMY Karuppasamy;**
(61) Patent of Addition to Application Number	:NA	
Filing Date	:NA	
(62) Divisional to Application Number	:NA	
Filing Date	:NA	

(57) Abstract :
The present invention relates to an improved mechanism for use in contact systems. The mechanism (2) comprises an operating shaft means (1), a cassette means (11), a cam means (10) being rotatably mounted in the cassette means (11), a follower means (7) of greater diameter than the cam means (10), a spring assembly (9) operatively biased to the cam means (10), a cover means (8) suitably engageable with the cassette means (11) defining an enclosure, plurality of link elements operatively engaging the follower means (7) with the cam means (10) and the spring assembly (9) with the cam means (10). The operating shaft means (1) which runs through the enclosure with a portion of it protruding out of the cover means (8). The cam means (10) comprises plural cam slot profiles having predetermined curvature so as to receive the link elements such that the cam means (10) co-operates with the link elements to convert a rotary input into a linear output. The cam means (10) further comprises plural dead center slot profiles (10b) adapted to receive the link elements engaging the spring assembly (9) with the dead center slot profiles (10b) such that the cam means (10) being rotated only after reaching a dead center position.

No. of Pages : 22 No. of Claims : 7

(12) PATENT APPLICATION PUBLICATION
(19) INDIA
(22) Date of filing of Application :03/07/2012
(21) Application No.1926/MUM/2012 A
(43) Publication Date : 23/05/2014

(54) Title of the invention : SYSTEM AND METHOD FOR RANKING AND CONNECTING MEMBERS AND EVENTS OF A SOCIAL NETWORK

(51) International classification	:H04M3/00, H04M3/42
(31) Priority Document No	:NA
(32) Priority Date	:NA
(33) Name of priority country	:NA
(86) International Application No	:NA
Filing Date	:NA
(87) International Publication No	:N/A
(61) Patent of Addition to Application Number	:NA
Filing Date	:NA
(62) Divisional to Application Number	:NA
Filing Date	:NA

(71)**Name of Applicant :**
1)SHIVANI GOEL
Address of Applicant :509 SHEFFIELD TOWERS 2ND CROSS LANE,LOKHANDWALA, ANDHERI(WEST), MUMBAI 400053 Maharashtra India
(72)**Name of Inventor :**
1)GOEL, SHIVANI

(57) Abstract :
Disclosed is a method and system for ranking at least one user of a social network on a collaborative platform. Data associated with at least one user is received. Further a profile is created for the at least one user based on the data received. The profile created for of the at least one user based on a plurality of analyzing parameters is analyzed. The analyzing parameters may further comprise of rating the profile based on individual rating provided by other users for the data and media content associated with the profile. The analyzing parameters may also comprise of connecting the profile of the at least one user with a plurality of other profiles based on a cumulative ranking based on the rating. To be published with

No. of Pages : 31 No. of Claims : 11

(12) PATENT APPLICATION PUBLICATION
(19) INDIA
(22) Date of filing of Application :14/09/2009
(21) Application No.2096/MUM/2009 A
(43) Publication Date : 23/05/2014

(54) Title of the invention : YARN CHANGING SET FOR COLOR ALTERING HEADS

(51) International classification :D04B27/10
(31) Priority Document No :097223540
(32) Priority Date :29/12/2008
(33) Name of priority country :Taiwan
(86) International Application No :NA
Filing Date :NA
(87) International Publication No :N/A
(61) Patent of Addition to Application Number :NA
Filing Date :NA
(62) Divisional to Application Number :NA
Filing Date :NA

(71)**Name of Applicant :**
1)PAI LUNG MACHINERY MILL CO., LTD
Address of Applicant :NO. 8., TING-PING ROAD, JUI-FANG TOWN, TAIPEI HSIEN, TAIWAN, R.O.C Taiwan
(72)**Name of Inventor :**
1)CHIH-LIANG WEI

(57) Abstract :
A yarn changing set for color altering heads includes a yarn splint plate (4), a movable cutter plate (7), a yarn cutting plate (5) and a yarn changing plate (8) positioned in an overlapped manner. A plurality of pins (6) are coupled between the yarn splint plate (4) and yarn cutting plate (5) to allow the movable cutter plate (7) and yarn changing plate (8) to move between them. The movable cutter plate (7) and yarn changing plate (8) have respectively a notch (74, 87) at one edge opposing each other to form a confined area to limit movement of the pins (6) when driven by a cam (10). The yarn cutting plate (5) has a plurality of notches on the edges to hold the pins (6). Thus an open type design is formed to expose cotton accumulating portions to facilitate clearing of accumulated cotton. Therefore, smooth operation can be maintained and life span of the machine and elements increases.

No. of Pages : 21 No. of Claims : 10

(12) PATENT APPLICATION PUBLICATION
(19) INDIA
(22) Date of filing of Application :01/08/2012
(21) Application No.2212/MUM/2012 A
(43) Publication Date : 23/05/2014

(54) Title of the invention : CONSTANT BANDWIDTH AND GAIN, LOW-AREA, LOW-POWER AND HIGH SWING GM - C FILTER.

(51) International classification	:H03J 3/06, H03J 7/00
(31) Priority Document No	:NA
(32) Priority Date	:NA
(33) Name of priority country	:NA
(86) International Application No	:NA
Filing Date	:NA
(87) International Publication No	:N/A
(61) Patent of Addition to Application Number	:NA
Filing Date	:NA
(62) Divisional to Application Number	:NA
Filing Date	:NA

(71)**Name of Applicant :**
1)INDIAN INSTITUTE OF TECHNOLOGY,BOMBAY
Address of Applicant :INDIAN INSTITUTE OF TECHNOLOGY BOMBAY, POWAI, MUMBAI-400 076, INDIA. Maharashtra India
(72)**Name of Inventor :**
1)ANVESHA A
2)MARYAM SHOJAEI BAGHINI

(57) Abstract :
The proposed invention is a novel first order ultra low power and area efficient Gm - C filter with high swing output, constant gain and constant bandwidth which is aimed for varieties of bio-potential signal conditioning applications. The proposed bandpass Gm - C filter in designed in 0.18μm CMOS process and consumes 4.03μA from 1.8V supply voltage.

No. of Pages : 27 No. of Claims : 19

(12) PATENT APPLICATION PUBLICATION
(19) INDIA
(22) Date of filing of Application :30/01/2013
(21) Application No.230/MUMNP/2013 A
(43) Publication Date : 23/05/2014

(54) Title of the invention : HIGH STARCH LIGHT WEIGHT GYPSUM WALLBOARD

(51) International classification	:C04B11/00, B32B13/00
(31) Priority Document No	:60/688,839
(32) Priority Date	:09/06/2005
(33) Name of priority country	:U.S.A.
(86) International Application No	:PCT/US2006/022371
Filing Date	:08/06/2006
(87) International Publication No	:WO/2006/135707
(61) Patent of Addition to Application Number	:NA
Filing Date	:NA
(62) Divisional to Application Number	:1793/MUMNP/2007
Filed on	:29/10/2007

(71)**Name of Applicant :**
1)UNITED STATES GYPSUM COMPANY
Address of Applicant :550 WEST ADAMS STREET, CHICAGO, IL 60661, USA U.S.A.
(72)**Name of Inventor :**
1)YU QIANG
2)SONG, WEIXIN, D.
3)LYNN, MICHAEL R.

(57) Abstract :
The invention generally provides gypsum-containing slurries including stucco, naphthalenesulfonate dispersant, and pregelatinized starch. The naphthalenesulfonate dispersant is present in an amount of about 0.1% - 3.0% by weight based on the weight of dry stucco. The pregelatinized starch is present in an amount of at least about 0.5% by weight up to about 10% by weight of pregelatinized starch by weight based on the weight of dry stucco in the formulation. Other slurry additives can include trimetaphosphate salts, accelerators, binders, paper fiber, glass fiber, and other known ingredients. The invention also comprises the gypsum-containing products made with such slurries, for example, gypsum wallboard, and a method of making gypsum wallboard.

No. of Pages : 23 No. of Claims : 20

(12) PATENT APPLICATION PUBLICATION
(21) Application No.2491/MUM/2010 A
(19) INDIA
(22) Date of filing of Application :08/09/2010
(43) Publication Date : 23/05/2014

(54) Title of the invention : GENERATION OF NON CONVENTIONAL ENERGY BY PLACING PNEUMATIC CYLINDER MECHANISMS AT THE ROADS TO GATHER COMPRESSION EFFECT OF THE VARIOUS AUTOMOBILE VEHICLES PASSING THROUGH IT TO GENERATE COMPRESSED AIR AND SUBSEQUENTLY BY THE USE OF THIS COMPRESSED AIR ELECTIRCITY WILL BE GENERATED WITH THE HELP OF AIR TURBINE MOTOR AND GENERATOR OR THIS COMPRESSED AIR CAN BE USED AS A FUEL OR FOR ANY OTHER APPLICATIONS OF USE

(51) International classification	:F03D 9/00
(31) Priority Document No	:NA
(32) Priority Date	:NA
(33) Name of priority country	:NA
(86) International Application No	:NA
Filing Date	:NA
(87) International Publication No	: NA
(61) Patent of Addition to Application Number	:NA
Filing Date	:NA
(62) Divisional to Application Number	:NA
Filing Date	:NA

(71)**Name of Applicant :**
1)SANTOSH ARVIND PRADHAN
Address of Applicant :'ARUNODAYA', PLOT NO.51, PIONEER HOUSING SOCIETY, SWAWALAMBI NAGAR, NAGPUR (MAHARASHTRA) INDIA 440 025 Maharashtra India
(72)**Name of Inventor :**
1)SANTOSH ARVIND PRADHAN

(57) Abstract :
I have placed Pneumatic cylinder mechanisms 5at the bottom side of each RCC Road sleepers 1 to gather compression effect of a RCC road track 1. When ever any Trucks, Buses. Trolleys, Tippers. Heavy automobile vehicles 2 or any standard height and length vehicles will pass through these Pneumatic cylinder mechanisms 5which is placed beneath the RCC road track 1 i.e. at the bottom side of each RCC road sleepers 1 than due to extra load of Trucks, Buses, Trolleys. Tippers, Heavy automobile vehicles 2 or any standard height and length vehicles it will give compression effect to Pneumatic cylinder mechanisms 5and due to this compression effect the pistons placed inside the Pneumatic cylinder mechanisms 5will get activated and will start reciprocating action and will give compressed air. I have placed large numbers of Pneumatic cylinder mechanisms 5at the bottom side of each RCC road sleepers 1 to get the huge volume of compressed air. I have placed a common pipe line 12 to be connected through the set of 10 nos. individual galvanized milled steel pipes 8, galvanized tees 10, galvanized bends and non return valve 11. I have also placed non return valves 13 connected to the common pipe line 12 at a center distance or a pitch of 30 meters and I have also placed flow meters 14 connected to the common pipe line 12 at a center distance or a pitch of 500 meters. As the compressed air is passes through each of the galvanized milled steel pipes 8, galvanized tees 10, galvanized bends and non return valves 11 and through main common pipeline 12, I will get a very big volume of compressed air. This volume of compressed air is being stored in milled steel fabricated tanks 15, FRP fabricated tanks or beneath the earth storage or in caverns. Compressed air generating through this pipelines will be directed to go to the Air turbine motor 16 and after impacting of compressed air on blades of air turbine motor 16 it will start rotating. The shaft of the air turbine motor 16 is being coupled with the shaft of the generator 17 and after impacting of compressed air on blades of the air turbine motor 16 it will start rotating along with the shaft of the generator 17 and after getting the required revolution per minute (RPM) generator 17 will start producing electricity which will be controlled by the control panel 18 and later on send it to the power grid 19 for delivering the electricity to the customers. After impacting of compressed air on blades of air turbine motor 16 the residual compressed air will again be directed to go to the reversal air collection tank 20 and from there it will again go back to the milled steel air storage tank 15 for further application of generating electricity. The electricity generated by the above said procedure will be clean and environmentally friendly also. The location of milled steel fabricated tanks 15, FRP fabricated tanks or storage location of compressed air beneath the earth or in caverns can be decided where ever any body wants to use it for generation of the electricity or for any other application of use also.

No. of Pages : 26 No. of Claims : 29

(12) PATENT APPLICATION PUBLICATION
(19) INDIA
(22) Date of filing of Application :13/05/2011
(21) Application No.1473/MUM/2011 A
(43) Publication Date : 23/05/2014

(54) Title of the invention : LOW POWER ANALOG FM TRANSCEIVER FOR BIO-TELEMETRY APPLICATIONS

(51) International classification	:G07D 7/00
(31) Priority Document No	:NA
(32) Priority Date	:NA
(33) Name of priority country	:NA
(86) International Application No	:NA
Filing Date	:NA
(87) International Publication No	: NA
(61) Patent of Addition to Application Number	:NA
Filing Date	:NA
(62) Divisional to Application Number	:NA
Filing Date	:NA

(71)**Name of Applicant :**
1)INDIAN INSTITUTE OF TECHNOLOGY, BOMBAY
Address of Applicant :POWAI, MUMBAI 400076 MAHARASHTRA, INDIA
(72)**Name of Inventor :**
1)MARYAM SHOJAEI BAGHINI
2)SANTOSH KUMAR GOWDHAMAN
3)VINEETH ANAVANGOT
4)JAYANTA MUKHERJEE

(57) Abstract :
According to the invention, there is provided a low power analog FM transceiver for bio-telemetry applications which comprises an FM transmitter for receiving an input signal for wireless transmission and an FM receiver configured for receiving the frequency modulated signal transmitted from the FM transmitter. The FM transmitter having a frequency chopper for increasing bandwidth of the input signal according to a given modulation index, a low pass filter; a frequency modulator for performing frequency modulation of the filtered signal; and a non-linear high efficiency power-amplifier for amplifying the frequency modulated signal. The FM receiver comprises a low noise amplifier for amplifying the received frequency modulated signal to generate an amplified signal having a pre-estimated SNR lesser than a desired SNR of output signal of the FM receiver; a linear frequency demodulator for performing frequency demodulation of the signal of the pre-estimated SNR to generate a frequency demodulated signal of the desired SNR: and another frequency chopper for decreasing bandwidth of the frequency demodulated signal to obtain the output signal of bandwidth similar to bandwidth of the input signal.

No. of Pages : 21 No. of Claims : 10

(12) PATENT APPLICATION PUBLICATION
(21) Application No.2231/MUM/2012 A
(19) INDIA
(22) Date of filing of Application :02/08/2012
(43) Publication Date : 23/05/2014

(54) Title of the invention : AN INTEGRATED METHOD AND SYSTEM FOR PROCESSING AN ELECTRONIC PAYMENT AND COUPONS AT POS TERMINALS

(51) International classification	:G06Q30/00, G06Q20/00	(71)**Name of Applicant :**
(31) Priority Document No	:NA	**1)MR. MOHIT LALVANI**
(32) Priority Date	:NA	Address of Applicant :EDEN 4 C/303 HIRANANDANI GARDENS, POWAI, MUMBAI 400076 Maharashtra India
(33) Name of priority country	:NA	(72)**Name of Inventor :**
(86) International Application No	:NA	**1)MR. MOHIT LALVANI**
Filing Date	:NA	
(87) International Publication No	:N/A	
(61) Patent of Addition to Application Number	:NA	
Filing Date	:NA	
(62) Divisional to Application Number	:NA	
Filing Date	:NA	

(57) Abstract :
The embodiments of the present invention provide a system and method for processing electronic payments and validating coupons at a point of sale (POS) software installed on a device. The system comprises a POS software installed on a device in a store, an Application Programming Interface, an application server for establishing a transaction channel with the POS device and a payment gateway or banking server, and a user mobile device installed with a mobile application for viewing the coupons or offers and enabling transactions via an application server using a mobile communication channel. The POS Software generates a billing amount with respects to a purchase based on the read coupons or offers and sends the billing amount to the user mobile device via the application server, which sends it to the payment gateway for executing a transaction after authenticating a payment card detail of the user.

No. of Pages : 52 No. of Claims : 15

(12) PATENT APPLICATION PUBLICATION
(21) Application No.2732/MUM/2011 A
(19) INDIA
(22) Date of filing of Application :28/09/2011
(43) Publication Date : 23/05/2014

(54) Title of the invention : SYSTEM AND METHOD FOR CALL ROUTING FOR EFFICIENT USE OF TELECOMMUNICATION SPECTRUM

(51) International classification	:H04L 12/66	(71)**Name of Applicant :**
(31) Priority Document No	:NA	**1)TATA CONSULTANCY SERVICES LIMITED**
(32) Priority Date	:NA	Address of Applicant :NIRMAL BUILDING,9TH FLOOR,NARIMAN POINT, MUMBAI 400021,MAHARASHTRA,INDIA.
(33) Name of priority country	:NA	
(86) International Application No	:NA	(72)**Name of Inventor :**
Filing Date	:NA	**1)CHALAMALA, SRINIVASA RAO**
(87) International Publication No	:N/A	**2)KAKKIRALA, KRISHNA RAO**
(61) Patent of Addition to Application Number	:NA	
Filing Date	:NA	
(62) Divisional to Application Number	:NA	
Filing Date	:NA	

(57) Abstract :
The present invention relates to a system and method for routing a data from one or more mobile communication channel to one or more fixed communication channel in a resource efficient manner. The delinking router of the system communicates with the one or more mobile communication channel and with one or more fixed communication channel and transmits the request to a Base Transmitting Station (BTS) for routing the data from the mobile communication channel to the fixed communication channel. The delinking router also reduces energy and spectrum consumption of the mobile communication channel by turning off its radio frequency module after routing its data to the fixed communication channel.

No. of Pages : 23 No. of Claims : 29

(12) PATENT APPLICATION PUBLICATION
(19) INDIA
(22) Date of filing of Application :25/05/2011
(21) Application No.1565/MUM/2011 A
(43) Publication Date : 23/05/2014

(54) Title of the invention : A SYSTEM INVOLVING QUICK CONNECT-DISCONNECT UNIT ADAPTED FOR TEMPERATURE SENSOR FIXING IN VESSELS/TANKS/BLAST FURNACE AND THE LIKE.

(51) International classification	:G06F 19/00
(31) Priority Document No	:NA
(32) Priority Date	:NA
(33) Name of priority country	:NA
(86) International Application No	:NA
Filing Date	:NA
(87) International Publication No	: NA
(61) Patent of Addition to Application Number	:NA
Filing Date	:NA
(62) Divisional to Application Number	:NA
Filing Date	:NA

(71)**Name of Applicant :**
1)STEEL AUTHORITY OF INDIA LIMITED
Address of Applicant :Bhilai Steel Plant Bhilai-490001 State of Chattisgarh India
(72)**Name of Inventor :**
1)SINGH GOPAL PRASAD
2)GOSWAMI SIMMY
3)JAYRAJ MANISH

(57) Abstract :
The present invention relates to a fixing system for fast, safe and simple installation of temperature sensor on vessels or the like for temperature measurements. More particularly, a quick connect-disconnect type fixing assembly/unit is disclosed for installing thermocouple/RTD etc to hoppers, vessels or bunkers to measure temperature, especially at hazardous location. The temperature sensor fixing system according to the invention is directed to avoid complications of installation and ensure safety of operators while removing and fixing of instruments in bunkers, hopper, water tank/vessels etc. including hazardous locations. This would favor fast and safe user friendly installation of sensors for temperature measurement at any locations involving contact type measurement using rod type instruments, without affecting production/operations.

No. of Pages : 14 No. of Claims : 7

(12) PATENT APPLICATION PUBLICATION
(21) Application No.2898/MUMNP/2012 A
(19) INDIA
(22) Date of filing of Application :26/12/2012
(43) Publication Date : 23/05/2014

(54) Title of the invention : GRAIN ORIENTED ELECTRICAL STEEL SHEET

(51) International classification :C22C38/00,C21D8/12
(31) Priority Document No :2010-178087
(32) Priority Date :06/08/2010
(33) Name of priority country :Japan
(86) International Application No :PCT/JP2011/004443
Filing Date :04/08/2011
(87) International Publication No :WO/2012/017671
(61) Patent of Addition to Application Number :NA
Filing Date :NA
(62) Divisional to Application Number :NA
Filing Date :NA

(71)**Name of Applicant :**
1)JFE STEEL CORPORATION
Address of Applicant :2-3 Uchisaiwai-cho 2-chome Chiyoda-ku Tokyo 1000011 Japan.
(72)**Name of Inventor :**
1)TAKENAKA Masanori
2)TAKASHIMA Minoru
3)YAMAGUCHI Hiroi
4)OMURA Takeshi

(57) Abstract :
Disclosed is a grain oriented electrical steel sheet having sufficiently low iron loss and having less conventionally-concerned warpage of the steel sheet even after the steel sheet is subjected to artificial magnetic domain refining treatment, where strain-introducing treatment is conducted with high energy so that an iron loss-reducing effect can be maximized. This grain oriented electrical steel sheet is obtained by adjusting tension to be applied to a tension-applying insulating coating, or to both surfaces of the steel sheet by the tension-applying insulating coating, before strain-introducing treatment in the range of Formula (1) below: 1.0 < (tension applied to non-strain-introduced surface)/(tension applied to strain-introduced surface) < 2.0 --- (1), and by controlling the amount of warpage of the steel sheet toward the strain-introduced surface side after strain-introducing treatment in the range of 1 mm or more and 10 mm or less.

No. of Pages : 26 No. of Claims : 6

(12) PATENT APPLICATION PUBLICATION
(21) Application No.3066/MUM/2012 A
(19) INDIA
(22) Date of filing of Application :19/10/2012
(43) Publication Date : 23/05/2014

(54) Title of the invention : RAPID DETECTION OF UREA IN ADULTERATED MILK USING THREAD BASED MICROFLUIDIC SYSTEM.

(51) International classification	:C12N1/21, C12N1/15, D01F4/00	(71)**Name of Applicant :** **1)PIRAMAL ENTERPRISES LIMITED** Address of Applicant :PIRAMAL TOWER, GANPATRAO KADAM MARG, LOWER PAREL, MUMBAI - 400 013, MAHARASHTRA, INDIA
(31) Priority Document No	:13/596,518	
(32) Priority Date	:28/08/2012	
(33) Name of priority country	:U.S.A.	(72)**Name of Inventor :**
(86) International Application No	:NA	**1)KHANDARE, JAYANT**
Filing Date	:NA	**2)PAUL, DEBJANI**
(87) International Publication No	: NA	**3)BANERJEE, SHASHWAT**
(61) Patent of Addition to Application Number	:NA	**4)TANEJA, NEETIKA**
Filing Date	:NA	**5)SHIDORE, MAHESH**
(62) Divisional to Application Number	:NA	
Filing Date	:NA	

(57) Abstract :
A system for detecting an adulterant in a sample of milk. One or more drops of milk are added to a first location of a system and the presence or absence of the adulterant is detected in a second location of the system using a material treated with a detection reagent.

No. of Pages : 20 No. of Claims : 15

(12) PATENT APPLICATION PUBLICATION
(19) INDIA
(22) Date of filing of Application :19/10/2012
(21) Application No.3070/MUM/2012 A
(43) Publication Date : 23/05/2014

(54) Title of the invention : RIPPLE COUNTER FOR MULTI-POLE MOTORS

(51) International classification	:H02K23/04, H02K23/66
(31) Priority Document No	:10 2011 116652.5
(32) Priority Date	:21/10/2011
(33) Name of priority country	:Germany
(86) International Application No	:NA
Filing Date	:NA
(87) International Publication No	: NA
(61) Patent of Addition to Application Number	:NA
Filing Date	:NA
(62) Divisional to Application Number	:NA
Filing Date	:NA

(71)**Name of Applicant :**
1)NIDEC MOTORS & ACTUATORS (GERMANY) GMBH
Address of Applicant :SEEWIESENSTRABE 9, 74321, BIETIGHEIM-BISSINGEN, GERMANY
(72)**Name of Inventor :**
1)RAINER BRUHN
2)THOMAS VOGERL
3)ANDRE EBEL
4)CHE SAKRE BIN SHAMSOL

(57) Abstract :
An electric motor includes at least one first brush and at least one second brush, which are arranged in a stationary fash-ion and arranged to contact a commutator that rotates with a ro-tor. The commutator includes at least one cylindrical section with a circumferential surface on which a plurality of segments are arranged with insulating sections interposed between them. In order to detect the rotating speed and position of the rotor, the motor includes brushes with asymmetric circumferential widths or angles or a stator with an uneven magnetization. The motor is arranged to detect only one signal when the rotor rotates for an angle between two adjacent segments.

No. of Pages : 43 No. of Claims : 25

(12) PATENT APPLICATION PUBLICATION
(19) INDIA
(22) Date of filing of Application :06/06/2012
(21) Application No.1658/MUM/2012 A
(43) Publication Date : 23/05/2014

(54) Title of the invention : TEMPORARY SPLINT

(51) International classification	:A61F 5/00, A61F 5/02
(31) Priority Document No	:10 2011 109 431.1
(32) Priority Date	:04/08/2011
(33) Name of priority country	:Germany
(86) International Application No	:NA
Filing Date	:NA
(87) International Publication No	: NA
(61) Patent of Addition to Application Number	:NA
Filing Date	:NA
(62) Divisional to Application Number	:NA
Filing Date	:NA

(71)**Name of Applicant :**
1)BSN medical GmbH
Address of Applicant :Quickbornstr. 24 20253 Hamburg Germany.
(72)**Name of Inventor :**
1)Sch¼tz Patrick
2)Jorissen Koen

(57) Abstract :
Portrayed and described is a splint that is placed on a body section of a patient and comprises a body element (73), which has a bearing surface (37) facing the body section and an outer surface (39) facing away from the bearing surface (37), and that is formed from a flat, flexible material, wherein the body element (73) has a first bearing section (75) and a second bearing section (77) that are arranged at a splint angle (13) in relation to each other, and comprises a support body (83) for dictating the splint angle (13), wherein the support body (83) lies against the outer surface (39), and wherein the support body (83) is formed in the shape of a rod and has at least two rod sections (85, 87) arranged at an angle (13) corresponding to the splint angle (13) between the bearing sections (75, 77) of the body element (73).

No. of Pages : 38 No. of Claims : 16

(12) PATENT APPLICATION PUBLICATION
(21) Application No.2214/MUM/2012 A
(19) INDIA
(22) Date of filing of Application :01/08/2012
(43) Publication Date : 23/05/2014

(54) Title of the invention : IMPROVED PROCESS FOR THE PREPARATION OF VILDAGLIPTIN INTERMEDIATE

(51) International classification :C07D207/16
(31) Priority Document No :NA
(32) Priority Date :NA
(33) Name of priority country :NA
(86) International Application No :NA
Filing Date :NA
(87) International Publication No : NA
(61) Patent of Addition to Application Number :NA
Filing Date :NA
(62) Divisional to Application Number :NA
Filing Date :NA

(71)**Name of Applicant :**
1)Alembic Pharmaceuticals Limited
Address of Applicant :Alembic Research Centre Alembic Pharmaceuticals Limited Alembic Road Vadodara-390003 Gujarat India.
(72)**Name of Inventor :**
1)JAYARAMAN Venkatraman
2)PILLAI Bijukumar Gopinathan
3)KEVAT Jitendra
4)DUBADIA Bhagwati
5)KAUSHAL Anupriya

(57) Abstract :
The present invention relates to an improved process for preparation of Vildagliptin intermediate, 1-chloro acetyl (S)-2-cyano pyrrolidine.

No. of Pages : 14 No. of Claims : 8

(12) PATENT APPLICATION PUBLICATION
(21) Application No.2763/MUM/2011 A
(19) INDIA
(22) Date of filing of Application :29/09/2011
(43) Publication Date : 23/05/2014

(54) Title of the invention : BRAIN TARGETED THERAPEUTIC DELIVERY SYSTEM

(51) International classification	:A61Q 19/00
(31) Priority Document No	:NA
(32) Priority Date	:NA
(33) Name of priority country	:NA
(86) International Application No	:NA
Filing Date	:NA
(87) International Publication No	:N/A
(61) Patent of Addition to Application Number	:NA
Filing Date	:NA
(62) Divisional to Application Number	:NA
Filing Date	:NA

(71)**Name of Applicant :**
1)ACHARYA SANJEEV RAMESHCHANDRA
Address of Applicant :8,SUNRISE BUNGALOW, B/H PRATIK MALL KOBA-GANDHINAGAR HIGHWAY,GANDHINAGAR 382007,GUJARAT,INDIA.
(72)**Name of Inventor :**
1)ACHARYA SANJEEV RAMESHCHANDRA
2)PATEL PRERAK JAYPRAKASH
3)ACHARYA NIYATI SANJEEV

(57) Abstract :
The present invention relates a brain targeted therapeutic delivery system, more particularly to a brain targeted therapeutic delivery system comprising an active agent incorporated in particulate carrier, surface of which is functionalized using glutathione. The glutathione is either conjugated or absorbed or adsorbed to the surface of particulate carrier by suitable technique. The present invention also relates to the process for preparing brain targeted therapeutic delivery system, its administration to the mammals and method of detection of the same in the brain and other body organ.

No. of Pages : 33 No. of Claims : 8

(12) PATENT APPLICATION PUBLICATION
(21) Application No.2766/MUM/2011 A
(19) INDIA
(22) Date of filing of Application :29/09/2011
(43) Publication Date : 23/05/2014

(54) Title of the invention : AN IMPROVED CONTROLLED POROSITY OSMOTIC PUMP OF TRIMETAZIDINE DIHYDROCHLORIDE TABLET

(51) International classification	:A61K 9/20	(71)**Name of Applicant :**
(31) Priority Document No	:NA	**1)LYKA LABS LIMITED**
(32) Priority Date	:NA	Address of Applicant :101, SHIVSHAKTI INDUSTRIAL ESTATE, ANDHERI-KURLA ROAD, ANDHERI (EAST), MUMBAI - 400 059, MAHARASHTRA, INDIA
(33) Name of priority country	:NA	**2)MISRA, AMBIKANANDAN RAJNARAYAN**
(86) International Application No	:NA	(72)**Name of Inventor :**
Filing Date	:NA	**1)GANDHI, NARENDRA ISHWARLAL**
(87) International Publication No	:N/A	**2)MISRA, AMBIKANANDAN RAHNARAYAN**
(61) Patent of Addition to Application Number	:NA	**3)SAMANT, RAJAN SHANTARAM**
Filing Date	:NA	**4)SHAH BHAVIKKUMAR INDRAVADAN**
(62) Divisional to Application Number	:NA	
Filing Date	:NA	

(57) Abstract :
Disclosed herein is a Controlled Porosity Osmotic Pump (CPOP) system for water soluble drug such as Trimetazidine dihydrochloride or pharmaceutically acceptable salts thereof, useful for the treatment of angina pectoris. Also disclosed herein is the process for preparation of controlled porosity osmotic pump tablet of Trimetazidine dihydrochloride.

No. of Pages : 24 No. of Claims : 10

(12) PATENT APPLICATION PUBLICATION
(21) Application No.3223/MUM/2012 A
(19) INDIA
(22) Date of filing of Application :06/11/2012
(43) Publication Date : 23/05/2014

(54) Title of the invention : NEEDLE FOR MEDICAL APPLICATIONS

(51) International classification	:A61M25/06, A61M5/32	(71)**Name of Applicant :**
(31) Priority Document No	:20 2011052035.8	**1)JOERG SCHWARZBICH** Address of Applicant :WERTHERSTRASSE 15 33615 BIELEFELD GERMANY
(32) Priority Date	:18/11/2011	(72)**Name of Inventor :**
(33) Name of priority country	:Germany	**1)JOERG SCHWARZBICH**
(86) International Application No	:NA	
Filing Date	:NA	
(87) International Publication No	: NA	
(61) Patent of Addition to Application Number	:NA	
Filing Date	:NA	
(62) Divisional to Application Number	:NA	
Filing Date	:NA	

(57) Abstract :
A needle for piercing the skin of a patient, comprising a protective sleeve (20) that is slidable on the needle (12) and adapted to be immobilised in a position in which it covers the tip of the needle, characterized in that the protective sleeve (20) has a tubular projection (22) that surrounds the needle (12) and is configured to pierce the skin of the patient together with the needle (12).

No. of Pages : 16 No. of Claims : 7

(12) PATENT APPLICATION PUBLICATION
(19) INDIA
(22) Date of filing of Application :06/11/2012
(21) Application No.3224/MUM/2012 A
(43) Publication Date : 23/05/2014

(54) Title of the invention : HAND-HELD HOT AIR DEVICE WITH A DIGITAL OPERATING DEVICE WITH A UNIVERSAL OPERATING ELEMENT

(51) International classification	:F24H3/00
(31) Priority Document No	:20 2011052043.9
(32) Priority Date	:21/11/2011
(33) Name of priority country	:Germany
(86) International Application No	:NA
Filing Date	:NA
(87) International Publication No	: NA
(61) Patent of Addition to Application Number	:NA
Filing Date	:NA
(62) Divisional to Application Number	:NA
Filing Date	:NA

(71)**Name of Applicant :**
1)LEISTER TECHNOLOGIES AG
Address of Applicant :GALILEO-STRASSE 10, CH-6056 KAEGISWIL, SWITZERLAND
(72)**Name of Inventor :**
1)STEPHAN EBERLI
2)BRUNO VON WYL

(57) Abstract :
Hand-held hot air device (1), preferably for the local heating of thermoplastic materials, with a housing (2) that forms a wand-shaped handle part (2) with air inlet openings (3), and with an air guidance tube (4) that protrudes from the handle part (2) and radially delimits an air canal, with an electric heating element contained in the air guidance tube (4) and an electric motor with a fan wheel contained in the handle part (2), and with an electronic control system arranged inside the handle part (2) with one semiconductor power switch each arranged upstream of both the heating element and the electric motor, and with a display screen (9) and an operating device (10) for the hand-held hot air device (1) arranged on the outside of the handle part (2). The electronic control system is implemented as microprocessor control system, the display screen as an electronic digital display (9), and the operating device (10) as a digital operating device (10), with the digital operating device (10) comprising a single universal operating element (101) that is movable in at least two directions relative to the handle part (2) for the purpose of switching the hand-held hot air device (1) on and/or off and for determining control data of the microprocessor control system.

No. of Pages : 17 No. of Claims : 15

(12) PATENT APPLICATION PUBLICATION
(21) Application No.1420/MUM/2011 A
(19) INDIA
(22) Date of filing of Application :06/05/2011
(43) Publication Date : 23/05/2014

(54) Title of the invention : PROCESS FOR THE PREPARATION OF ISOLATED IMPURITY OF ZIPRASIDONE HYDROCHLORIDE MONOHYDRATE AND ITS USE AS A REFERENCE STANDARD'

(51) International classification	:A61K 31/519
(31) Priority Document No	:NA
(32) Priority Date	:NA
(33) Name of priority country	:NA
(86) International Application No	:NA
Filing Date	:NA
(87) International Publication No	:N/A
(61) Patent of Addition to Application Number	:NA
Filing Date	:NA
(62) Divisional to Application Number	:NA
Filing Date	:NA

(71)**Name of Applicant :**
1)MACLEODS PHARMACEUTICALS LIMITED
Address of Applicant :304-ATLANTA ARCADE, OPP. LEELA HOTEL, MAROL CHURCH ROAD, ANDHERI (EAST), MUMBAI-400 059 MAHARASHTRA, INDIA
(72)**Name of Inventor :**
1)DR. AGARWAL RAJENDRA MURLIDHAR
2)DR. P. PRATAP REDDY
3)DR. SATTANARAYANA B
4)MR. GOPAL KHUDE
5)MRS. PRITI J. BHAYANI
6)MR. VINAYAK GORE
7)MR. GANESH PATIL

(57) Abstract :
The invention provides a cost effective or economical process for the preparation compound of Formula II (impurity C) and its pharmaceutically acceptable salts and its use as a reference standard during the analysis of Ziprasidone hydrochloride prepared by any chemical process.

No. of Pages : 25 No. of Claims : 9

(12) PATENT APPLICATION PUBLICATION
(21) Application No.1746/MUM/2011 A
(19) INDIA
(22) Date of filing of Application :15/06/2011
(43) Publication Date : 23/05/2014

(54) Title of the invention : A SYSTEM AND METHOD FOR VIDEO SIGNALS ANALYSIS

(51) International classification	:H04N 7/00	(71)**Name of Applicant :**
(31) Priority Document No	:NA	**1)TATA CONSULTANCY SERVICES LIMITED**
(32) Priority Date	:NA	Address of Applicant :NIRMAL BUILDING ,9TH FLOOR, NARIMAN POINT,MUMBAI 400021, MAHARASHTRA,INDIA
(33) Name of priority country	:NA	
(86) International Application No	:NA	(72)**Name of Inventor :**
Filing Date	:NA	**1)TIWARI ADITYA**
(87) International Publication No	:N/A	**2)GHOSH HIRANMAY**
(61) Patent of Addition to Application Number	:NA	**3)JINDAL ANUBHA**
Filing Date	:NA	
(62) Divisional to Application Number	:NA	
Filing Date	:NA	

(57) Abstract :
A SYSTEM AND METHOD FOR VIDEO SIGNALS ANALYSIS The present invention provides a system and method for detecting the commercials/ advertisements in news videos using change in Ticker Text positions that helps to improve the efficiency of a news analysis system by way of reducing the computation and storage requirements for the commercial part of the news video. Further, the present invention is based on the observation that global ticker text band either shifts down or is removed during the advertisements for creating more space for the advertisement content. The invention checks the position and appearance of this global ticker text band to identify a possible advertisement segment.

No. of Pages : 24 No. of Claims : 14

(12) PATENT APPLICATION PUBLICATION
(21) Application No.1747/MUM/2011 A
(19) INDIA
(22) Date of filing of Application :15/06/2011
(43) Publication Date : 23/05/2014

(54) Title of the invention : ARSENIC REMOVAL FILTER USING IRON POWDER, FERRIC HYDROXIDE COATED RICE HUSK ASH

(51) International classification	:C02F9/04	(71)**Name of Applicant :**
(31) Priority Document No	:NA	**1)TATA CONSULTANCY SERVICES LIMITED**
(32) Priority Date	:NA	Address of Applicant :NIRMAL BUILDING ,9TH FLOOR, NARIMAN POINT,MUMBAI 400021, MAHARASHTRA,INDIA
(33) Name of priority country	:NA	
(86) International Application No	:NA	
Filing Date	:NA	(72)**Name of Inventor :**
(87) International Publication No	: NA	**1)GANVIR VIVEK**
(61) Patent of Addition to Application Number	:NA	
Filing Date	:NA	
(62) Divisional to Application Number	:NA	
Filing Date	:NA	

(57) Abstract :
The present invention provides an apparatus and method for removing contamination of iron and Arsenic from the drinking water. The said apparatus comprises dual filter stage i.e. pre-filter stage and main filter stage, wherein the pre-filter removes iron flocs and maintained pH to 6.0-8.5 range. This pH helps in improvement of the adsorption capacity of ferric hydroxide coated RHA. The said apparatus also removes clogging of filter from iron particles via a pre-filter stage.

No. of Pages : 24 No. of Claims : 14

(12) PATENT APPLICATION PUBLICATION
(19) INDIA
(22) Date of filing of Application :18/09/2012
(21) Application No.2720/MUM/2012 A
(43) Publication Date : 23/05/2014

(54) Title of the invention : CONTACT CENTER AGENT FILTERING AND RELEVANCY RANKING

(51) International classification	:H04M3/00
(31) Priority Document No	:13/419,088
(32) Priority Date	:13/03/2012
(33) Name of priority country	:U.S.A.
(86) International Application No	:NA
Filing Date	:NA
(87) International Publication No	:N/A
(61) Patent of Addition to Application Number	:NA
Filing Date	:NA
(62) Divisional to Application Number	:NA
Filing Date	:NA

(71)**Name of Applicant :**
1)AVAYA INC
Address of Applicant :211, MOUNT AIRY ROAD BASKING RIDGE NEW JERSEY 07920, U.S.A.
(72)**Name of Inventor :**
1)RODNEY A. THOMSON
2)BRIAN J. REYNOLDS

(57) Abstract :
Methods and systems for supporting the monitoring and control of an automatic call distribution system are provided. In particular, a ranked list of candidate agents that can be assigned to handle contacts for a selected queue associated with an automatic call distribution system is presented to a supervisor. The supervisor can make agent assignments from the ranked list at the discretion of the supervisor. The assignment or reassignment can be effected by the supervisor through control inputs entered through the user interface. These control inputs can include reconfiguring agent and/or queue attributes. In addition, assignments can be effected through communications to agents made by the supervisor that are initiated through the user interface.

No. of Pages : 27 No. of Claims : 10

(12) PATENT APPLICATION PUBLICATION
(21) Application No.3230/MUM/2011 A
(19) INDIA
(22) Date of filing of Application :16/11/2011
(43) Publication Date : 23/05/2014

(54) Title of the invention : COMPETENCY QUOTIENT

(51) International classification	:G06Q 10/06	(71)**Name of Applicant :**
(31) Priority Document No	:NA	**1)Sudhir Warier**
(32) Priority Date	:NA	Address of Applicant :D-801 Dheeraj Hill View Tower Siddharth Nagar Borivali (E). Mumbai Maharashtra India
(33) Name of priority country	:NA	(72)**Name of Inventor :**
(86) International Application No	:NA	**1)Sudhir Warier**
Filing Date	:NA	
(87) International Publication No	: NA	
(61) Patent of Addition to Application Number	:NA	
Filing Date	:NA	
(62) Divisional to Application Number	:NA	
Filing Date	:NA	

(57) Abstract :
The rational approach for business enterprises to survive and gain competitive advantage in the new world order is through the continuous development of competencies of their employees. Competitive advantage depends on the ability to effectively activate and use organizational resources. This has led organizations to analyze their internal capabilities with a specific focus on employee™s competencies. To effectively harness organizations intangible assets a futuristic dynamic and proactive approach to competency modelling explicitly aligned with strategic business needs and oriented to its success in the long run is required. Competency Quotient (CQ) provides a holistic measure of an ascertaining the value of an employee to an organization irrespective of its operational domain. CQ can also be employed to grade fresh graduates being churned out by educational institutions. This is especially of immense value in the Indian subcontinent where there is a tremendous gap between academic curriculum and industry demands.

No. of Pages : 12 No. of Claims : 3

(12) PATENT APPLICATION PUBLICATION
(21) Application No.2650/MUM/2011 A
(19) INDIA
(22) Date of filing of Application :19/09/2011
(43) Publication Date : 23/05/2014

(54) Title of the invention : A NOVEL PESTICIDAL COMPOSITION.

(51) International classification	:A01N 47/28	(71)**Name of Applicant :**
(31) Priority Document No	:NA	**1)SHAH, BIMAL DEEPAK**
(32) Priority Date	:NA	Address of Applicant :501/502,VANDANA APARTMENTS,JANKI KUTIR,JUHU CHURCH ROAD,JUHU,MUMBAI-400 009 MAHARASHTRA, INDIA.
(33) Name of priority country	:NA	
(86) International Application No	:NA	(72)**Name of Inventor :**
Filing Date	:NA	**1)SHAH, BIMAL DEEPAK**
(87) International Publication No	:N/A	
(61) Patent of Addition to Application Number	:NA	
Filing Date	:NA	
(62) Divisional to Application Number	:NA	
Filing Date	:NA	

(57) Abstract :
The present invention relates to an agricultural composition comprising sulphur in the range from 20% to 80% of the total composition, a chloronicotinyl compound in the range from 0.7% to 25% of the total composition, a pyrethroid compound in the range from 0.75% to 10% of the total composition and at least one agrochemically acceptable excipient

No. of Pages : 23 No. of Claims : 8

(12) PATENT APPLICATION PUBLICATION
(21) Application No.3304/MUM/2012 A
(19) INDIA
(22) Date of filing of Application :16/11/2012
(43) Publication Date : 23/05/2014

(54) Title of the invention : HERBAL COMPOSITIONS FOR TREATMENT OR PREVENTION OF DIABETES

(51) International classification	:A61K36/00, A61P 3/10	(71)**Name of Applicant :**
(31) Priority Document No	:NA	**1)BAJANIYA Bhikhiben Prahladbhai**
(32) Priority Date	:NA	Address of Applicant :BAJANIYAPURA TALUKA-MANDAL DISTRICT AHMEDABAD GUJARAT.
(33) Name of priority country	:NA	(72)**Name of Inventor :**
(86) International Application No	:NA	**1)BAJANIYA Bhikhiben Prahladbhai**
Filing Date	:NA	
(87) International Publication No	: NA	
(61) Patent of Addition to Application Number	:NA	
Filing Date	:NA	
(62) Divisional to Application Number	:NA	
Filing Date	:NA	

(57) Abstract :
The present invention in a preferred embodiment provides for herbal compositions for treatment or prevention of diabetes or associated disorders. The present invention also provides for the methods of preparation and various forms of administration of the said compositions. The said herbal compositions comprise of at least a part of Echinochloa colona.

No. of Pages : 14 No. of Claims : 10

(12) PATENT APPLICATION PUBLICATION
(19) INDIA
(22) Date of filing of Application :16/11/2012
(21) Application No.3307/MUM/2012 A
(43) Publication Date : 23/05/2014

(54) Title of the invention : SYSTEM AND METHOD FOR VALIDATING CONFIGURATION SETTINGS

(51) International classification :G06F9/44
(31) Priority Document No :NA
(32) Priority Date :NA
(33) Name of priority country :NA
(86) International Application No :NA
Filing Date :NA
(87) International Publication No : NA
(61) Patent of Addition to Application Number :NA
Filing Date :NA
(62) Divisional to Application Number :NA
Filing Date :NA

(71)**Name of Applicant :**
1)TATA CONSULTANCY SERVICES LIMITED
Address of Applicant :NIRMAL BUILDING, 9TH FLOOR, NARIMAN POINT, MUMBAI 400021, MAHARASHTRA, INDIA
(72)**Name of Inventor :**
1)BALLA, RAMALINGESWARA RAO
2)DEVARAKONDA, JYOTHSNA

(57) Abstract :
The present invention relates to a system and method for providing a validation tool to automate in validation of the configuration settings of the computing devices and their interaction thereof for an enterprise application over a network. Also, the present invention validates the configurations of the enterprise application which is deployed and executed over the computing devices. Further, the present invention provides a method for verifying the configurations settings and applying the required configuration settings across the computing devices, if the existing configuration settings of said computing devices are not verified. Upon verifying and/or applying the configuration settings, said validation tool is configured to generate a compliance report and further notify said generated report to the intended user of a group.

No. of Pages : 29 No. of Claims : 16

(12) PATENT APPLICATION PUBLICATION
(19) INDIA
(22) Date of filing of Application :16/11/2012
(21) Application No.3311/MUM/2012 A
(43) Publication Date : 23/05/2014

(54) Title of the invention : TRANSPORT AND STORING CONTAINER FOR LIQUIDS

(51) International classification	:B65D25/20, B65D19/10
(31) Priority Document No	:10 2011 087 927.7
(32) Priority Date	:07/12/2011
(33) Name of priority country	:Germany
(86) International Application No	:NA
Filing Date	:NA
(87) International Publication No	: NA
(61) Patent of Addition to Application Number	:NA
Filing Date	:NA
(62) Divisional to Application Number	:NA
Filing Date	:NA

(71)**Name of Applicant :**
1)PROTECHNA S.A.
Address of Applicant :AVENUE DE LA GARE 14 CH-1701 FRIBOURG/SCHWEIZ. Switzerland
(72)**Name of Inventor :**
1)SCHUTZ, UDO

(57) Abstract :
Transport and storing container for liquids with a pallet-type base frame for an inner container made of plastic with four side walls, a lower and an upper bottom wall, a closable filler neck formed on the upper bottom wall, a draining neck with a tapping armature formed on a lower section of a side wall and a cage mantle with horizontal and vertical bars made of metal for receiving the inner container, wherein the vertical bars comprise between a connection section (39) and a linear longitudinal section (38) with a tubular cross section a bent section (41), wherein at least the upper ends of the vertical bars comprise a convex cross section outline on their inner side (32) facing the inner container (58) in the transition of the connection section to the bent section.

No. of Pages : 17 No. of Claims : 10

(12) PATENT APPLICATION PUBLICATION
(19) INDIA
(22) Date of filing of Application :16/11/2012
(21) Application No.3312/MUM/2012 A
(43) Publication Date : 23/05/2014

(54) Title of the invention : MOVEMENT APPARATUS FOR THE DRAFTING CYLINDERS OF A SPINNING MACHINE

(51) International classification :D01H1/22
(31) Priority Document No :BS2011A000166
(32) Priority Date :30/11/2011
(33) Name of priority country :Italy
(86) International Application No :NA
Filing Date :NA
(87) International Publication No : NA
(61) Patent of Addition to Application Number :NA
Filing Date :NA
(62) Divisional to Application Number :NA
Filing Date :NA

(71)**Name of Applicant :**
1)MARZOLI S.P.A.
Address of Applicant :VIA S. ALBERTO, 10, I-25036 PALAZZOLO SULL'OGLIO, BRESCIA, ITALY. Italy
(72)**Name of Inventor :**
1)GALLI, MASSIMO
2)ASSENZA, ROSARIO

(57) Abstract :
A spinning machine is provided with a transmission device for the movement of the drafting cylinders fitted with a planet gear reducer (50a) for the movement of the second and third cylinders (20,30) and the transmission of the movement between the shafts (70,84,94) downstream of the reducer (50a) is performed by mean of belts.

No. of Pages : 25 No. of Claims : 16

(12) PATENT APPLICATION PUBLICATION
(21) Application No.1208/MUM/2011 A
(19) INDIA
(22) Date of filing of Application :12/04/2011
(43) Publication Date : 23/05/2014

(54) Title of the invention : HERBAL EXTRACTS AND COMPOSITIONS PREPARED THEREFROM

(51) International classification	:A61K31/35	(71)**Name of Applicant :**
(31) Priority Document No	:NA	**1)PURANIK AMRUTESH**
(32) Priority Date	:NA	Address of Applicant :17, RAJKIRAN, VAISHALI SOC.,
(33) Name of priority country	:NA	RAJAJI PATH, LANE 4, DOMBIVLI (E) 421 201, DIST.
(86) International Application No	:NA	THANE Maharashtra India
Filing Date	:NA	**2)PATWARDHAN BHUSHAN**
(87) International Publication No	: NA	(72)**Name of Inventor :**
(61) Patent of Addition to Application Number	:NA	**1)PURANIK AMRUTESH**
Filing Date	:NA	**2)PATWARDHAN BHUSHAN**
(62) Divisional to Application Number	:NA	
Filing Date	:NA	

(57) Abstract :
The present invention provides processes for the preparation of extracts of Cassia auriculata (CA) and compositions comprising an extract of the same. The present invention also provides pharmaceutically active compounds isolated from Cassia auriculata which are useful for the treatment of disorders which include diseases arising because of insulin resistance such as Type 2 Diabetes, obesity, cardiovascular diseases and associated increase in homocysteine.

No. of Pages : 49 No. of Claims : 18

(12) PATENT APPLICATION PUBLICATION
(21) Application No.1648/MUM/2011 A
(19) INDIA
(22) Date of filing of Application :06/06/2011
(43) Publication Date : 23/05/2014

(54) Title of the invention : INK COMPOSITION AND PROCESS FOR PRINTING ON LAMINATES

(51) International classification	:C09D 11/00	
(31) Priority Document No	:NA	
(32) Priority Date	:NA	
(33) Name of priority country	:NA	
(86) International Application No	:NA	
Filing Date	:NA	
(87) International Publication No	:N/A	
(61) Patent of Addition to Application Number	:NA	
Filing Date	:NA	
(62) Divisional to Application Number	:NA	
Filing Date	:NA	

(71)**Name of Applicant :**
1)MUKKOLATH , AVINASH VELANDY
Address of Applicant :ESSEL PROPACK LIMITED,10TH FLOOR,TIMES TOWER, KAMALA CITY, SENAPATI BAPAT MARG, LOWER PAREL,MUMBAI-400 013,MAHARASHTRA,INDIA
2)BANERJEE , MRINAL KANTI
(72)**Name of Inventor :**
1)MUKKOLATH , AVINASH VELANDY
2)BANERJEE , MRINAL KANTI

(57) Abstract :
The present disclosure relates to an ink composition for printing an outer layer of a laminate. The present disclosure provides an ink composition for printing on a laminate, comprising: a printing ink; and an additive; wherein the printing ink and the additive is in a ratio of 70:30 to 95:5 (wt/wt), and the additive is a translucent to transparent extender that reduces the pigment solid content in the ink composition by 50%- 95%. The present disclosure further provides a process for printing the outer layer of a laminate including the seam area of the laminate with the ink composition, more preferably, for achieving a 360 degree printing effect over the laminated tube formed by the laminate.

No. of Pages : 12 No. of Claims : 10

(12) PATENT APPLICATION PUBLICATION
(19) INDIA
(22) Date of filing of Application :29/09/2011
(21) Application No.2770/MUM/2011 A
(43) Publication Date : 23/05/2014

(54) Title of the invention : A METHOD AND SYSTEM FOR SECURE PASSWORD-LESS AUTHENTICATION OF A USER

(51) International classification :G06F 21/00
(31) Priority Document No :NA
(32) Priority Date :NA
(33) Name of priority country :NA
(86) International Application No :NA
Filing Date :NA
(87) International Publication No :N/A
(61) Patent of Addition to Application Number :NA
Filing Date :NA
(62) Divisional to Application Number :NA
Filing Date :NA

(71)**Name of Applicant :**
1)TATA CONSULTANCY SERVICES LIMITED
Address of Applicant :NIRMAL BUILDING, 9TH FLOOR, NARIMAN POINT, MUMBAI 400021, MAHARASHTRA, INDIA
(72)**Name of Inventor :**
1)KABRA, PRIYANKA
2)DOKE, PANKAJ
3)KIMBAHUNE, SANJAY
4)LOBO, SYLVAN
5)CHITTUR, RAVICHANDER KARTHIK
6)GORE, KUSHAL
7)WARUDKAR, DIPTEE
8)IYER, VINAYAK
9)GOKARN, PRABHATH
10)NIGAM, APURV
11)SUNKA, PRAVEEN

(57) Abstract :
The application provides a method and system for secure password-less authentication of a user. The application provides a method and system for secure password-less authentication of a user and managing user identity for performing secure electronic transactions by way of exchanging encrypted asymmetric and symmetric keys.

No. of Pages : 31 No. of Claims : 20

(12) PATENT APPLICATION PUBLICATION
(21) Application No.2916/MUM/2012 A
(19) INDIA
(22) Date of filing of Application :04/10/2012
(43) Publication Date : 23/05/2014

(54) Title of the invention : CHEMICAL VAPOR DEPOSITION APPARATUS WITH MULTIPLE INLETS FOR CONTROLLING FILM THICKNESS AND UNIFORMITY

(51) International classification	:H01L21/00, H05H1/46
(31) Priority Document No	:13/465,075
(32) Priority Date	:07/05/2012
(33) Name of priority country	:U.S.A.
(86) International Application No	:NA
Filing Date	:NA
(87) International Publication No	: NA
(61) Patent of Addition to Application Number	:NA
Filing Date	:NA
(62) Divisional to Application Number	:NA
Filing Date	:NA

(71)**Name of Applicant :**
1)PINECONE MATERIAL INC.
Address of Applicant :PO BOX 309, UGLAND HOUSE, GRAND CAYMAN, KY1-1104, CAYMAN ISLANDS
(72)**Name of Inventor :**
1)LIU, HENG

(57) Abstract :
A chemical vapor deposition system includes first inlets that are located in a gas injector. Second inlets are also located in the gas injector. A first piping branch provides a gas to the first inlets and/or the second inlets. The first piping branch provides the gas at a first flow rate to the first inlets and/or at a second flow rate to the second inlets. A second piping branch provides a gas to the first inlets and/or the second inlets. The second piping branch provides the gas at at least a third flow rate to the first inlets and/or the second inlets.

No. of Pages : 31 No. of Claims : 10

(12) PATENT APPLICATION PUBLICATION
(19) INDIA
(22) Date of filing of Application :19/11/2012
(21) Application No.3316/MUM/2012 A
(43) Publication Date : 23/05/2014

(54) Title of the invention : SYNCHRONIZING DEVICE FOR A DRAWER SLIDE MECHANISM

(51) International classification :A47B88/12
(31) Priority Document No :100142562
(32) Priority Date :21/11/2011
(33) Name of priority country :Taiwan
(86) International Application No :NA
Filing Date :NA
(87) International Publication No : NA
(61) Patent of Addition to Application Number :NA
Filing Date :NA
(62) Divisional to Application Number :NA
Filing Date :NA

(71)**Name of Applicant :**
1)SLIDE MEI YAO INTERNATIONAL CO., LTD.
Address of Applicant :2F., NO.119, SHING DE RD., SAN CHUNG DIST., NEW TAIPEI CITY, TAIWAN POSTAL CODE: 241 Taiwan
(72)**Name of Inventor :**
1)TSUNG-YAO CHEN

(57) Abstract :
A synchronizing device includes a pair of longitudinal guiding units (4) each having a rack member (41} and a movement damper (42) connected to the rack member (41), and a rotating mechanism (6) including a pair of pinion gears (63) to be meshed respectively with the guiding units (4) . When the pinion gears (63) move respectively from the rack members (41) for rotation respectively on the movement dampers (42), an increased pressure is produced between the guiding units (4) and the rotating mechanism (6), thereby slowing down and damping the rotation of the rotating mechanism (6).

No. of Pages : 72 No. of Claims : 15

(12) PATENT APPLICATION PUBLICATION
(21) Application No.1752/MUM/2011 A
(19) INDIA
(22) Date of filing of Application :14/06/2011
(43) Publication Date : 23/05/2014

(54) Title of the invention : POLYPROPYLENE HOMO-POLYMER BASED LAYERED FILM AND LAMINATE THEREOF

(51) International classification :B32B27/08
(31) Priority Document No :NA
(32) Priority Date :NA
(33) Name of priority country :NA
(86) International Application No :NA
Filing Date :NA
(87) International Publication No : NA
(61) Patent of Addition to Application Number :NA
Filing Date :NA
(62) Divisional to Application Number :NA
Filing Date :NA

(71)**Name of Applicant :**
1)ESSEL PROPACK LIMITED
Address of Applicant :10TH FLOOR, TIMES TOWER, KAMALA CITY, SENAPATI BAPAT MARG, LOWER PAREL, MUMBAI - 400 013, INDIA. Maharashtra India
(72)**Name of Inventor :**
1)ABHYANKAR Chandrashekhar Ramchandra
2)BANERJEE Mrinal Kanti

(57) Abstract :
The present disclosure relates to a multilayered film comprising: an outer polyethylene layer; a core layer comprising 40% to 49% (w/w) of polypropylene homopolymer, 51 % to 55% (w/w) of LLDPE, and 0% to 5% (w/w) of at least one additive; and an inner polyethylene layer. The polypropylene homopolymer based multilayered film of the present disclosure exhibits good mechanical strength with lower thickness. The present disclosure also relates to a laminate comprising: an outer printing layer; a middle barrier layer; and an inner sealant layer; wherein at least one of the outer printing layer or the inner sealant layer is made up of a multilayered film comprising: an outer polyethylene layer; a core layer comprising 40% to 49% (w/w) of polypropylene homopolymer, 51% to 55% (w/w) of LLDPE, and 0% to 5% (w/w) of at least one additive; and an inner polyethylene layer. The present disclosure further relates to a laminated tube made up of the laminate of the present disclosure.

No. of Pages : 22 No. of Claims : 15

(12) PATENT APPLICATION PUBLICATION
(21) Application No.3351/MUM/2012 A
(19) INDIA
(22) Date of filing of Application :23/11/2012
(43) Publication Date : 23/05/2014

(54) Title of the invention : FUEL FILTER OF AN INTERNAL COMBUSTION ENGINE AND FILTER ELEMENT OF A FUEL FILTER

(51) International classification :F02M37/22
(31) Priority Document No :102011120648.9
(32) Priority Date :09/12/2011
(33) Name of priority country :Germany
(86) International Application No :NA
Filing Date :NA
(87) International Publication No : NA
(61) Patent of Addition to Application Number :NA
Filing Date :NA
(62) Divisional to Application Number :NA
Filing Date :NA

(71)**Name of Applicant :**
1)MANN+HUMMEL GMBH
Address of Applicant :HINDERBURGSTR. 45, 71638 LUDWIGSBURG, GERMANY
(72)**Name of Inventor :**
1)MARTIN VEIT
2)MARTIN KLEIN

(57) Abstract :
A fuel filter (10) of an internal combustion engine, in particular of a motor vehicle, and a filter element (36) are described. A housing (12) comprises at least one fuel inlet (18) for fuel to be cleaned, at least one fuel outlet (26) for cleaned fuel, and at least one water outlet (30) for water separated from the fuel. The filter element (36) is arranged in the housing (12) and separates the fuel inlet (18) seal-tightly from the fuel outlet (26). The filter element (36) has a filter medium (38) embodied as a hollow member for filtering the fuel and has, in flow direction of the fuel downstream of the filter medium (38), in its interior or surrounding it, a hydrophobic fuel-permeable separating medium (68) embodied as a hollow member for separating water contained in the fuel, that are arranged such that between the filter medium (38) and the separating medium (68) a precipitation slot (76) is realized which widens conically and which is connected with the water outlet (30). The separating medium (68) extends across the entire extension of the filter medium (38).

No. of Pages : 20 No. of Claims : 8

(12) PATENT APPLICATION PUBLICATION
(21) Application No.3359/MUM/2011 A
(19) INDIA
(22) Date of filing of Application :30/05/2012
(43) Publication Date : 23/05/2014

(54) Title of the invention : A PROCESS OF NITROGEN ESTIMATION OF GRAPES IN STRESS USING IMAGE PROCESSING

(51) International classification	:G06K 9/36	(71)**Name of Applicant :**
(31) Priority Document No	:NA	**1)VIBHUTE ANUP SANTOSH**
(32) Priority Date	:NA	Address of Applicant :688 SOUTH KASBA SOLAPUR-413 007 A-2 AVDHUT COMPLEX 32/14A SAMBHAJI NAGAR AMBEGAON(BK) PUNE-411 046 Maharashtra India
(33) Name of priority country	:NA	
(86) International Application No	:NA	**2)DR. BODHE SHRIKANT KESHAV**
Filing Date	:NA	(72)**Name of Inventor :**
(87) International Publication No	:N/A	**1)VIBHUTE ANUP SANTOSH**
(61) Patent of Addition to Application Number	:NA	**2)DR. BODHE SHRIKANT KESHAV**
Filing Date	:NA	
(62) Divisional to Application Number	:NA	
Filing Date	:NA	

(57) Abstract :
A process of nitrogen estimation of grapes in stress using image processing, said process comprising the steps of: a) collecting of the grape leafs as per the guidelines of horticulturist; b) capturing the images of the grape leafs of step (a) with black background; c) detaching the petioles attached with leafs for chemical analysis; d) analyzing the images of step (b) by image processing technique; correlating the image processing and the nitrogen values obtained from laboratories to get regression equation; predicting the value of nitrogen by using regression equation of step (e) and comparing the same with laboratory values; Using the said value of nitrogen for further nitrogen estimation.

No. of Pages : 10 No. of Claims : 6

(12) PATENT APPLICATION PUBLICATION
(19) INDIA
(22) Date of filing of Application :06/06/2011
(21) Application No.1652/MUM/2011 A
(43) Publication Date : 23/05/2014

(54) Title of the invention : BIMETALLIC BUSBAR DEVICE FOR BATTERY CELL ASSEMBLIES

(51) International classification	:H01M 10/50
(31) Priority Document No	:NA
(32) Priority Date	:NA
(33) Name of priority country	:NA
(86) International Application No	:NA
Filing Date	:NA
(87) International Publication No	:N/A
(61) Patent of Addition to Application Number	:NA
Filing Date	:NA
(62) Divisional to Application Number	:NA
Filing Date	:NA

(71)**Name of Applicant :**
1)TATA MOTORS LIMITED
Address of Applicant :BOMBAY HOUSE,24 HOMI MODY STREET, HUTATMA CHOWK, MUMBAI 400 001,MAHARASHTRA,INDIA.
(72)**Name of Inventor :**
1)MR .JOHN DAVID LEWIS
2)MR. ROBINSON STONELY
3)MR.VALERIE ANNE SELF

(57) Abstract :
The present invention relates to a bimetallic busbar (1) for interconnecting the positive (10) and negative (11) terminals of cells (9) in a battery assembly (8) comprising. In an embodiment, the busbar comprises a conducting base member, configured in the form of an intermediate portion (2), at least two spaced apart fingers, a first finger (3) and a second finger (4), supported in an upright manner on said base member (3). The first finger (3) has an abutting surface (5) for establishing face contact with a contacting surface of the positive terminal (10) of one of the cells (9) and the second finger (4) has an abutting surface (5') for establishing face contact with a contacting surface of the negative terminal (11) of another cell of the battery module. The abutting surface of each of the fingers is aligned in-line with the plane of its corresponding cell terminal, and the metallic property of each of the abutting surfaces is essentially the same as its corresponding cell terminal's contacting surface.

No. of Pages : 28 No. of Claims : 15

(12) PATENT APPLICATION PUBLICATION
(21) Application No.1915/MUM/2012 A
(19) INDIA
(22) Date of filing of Application :02/07/2012
(43) Publication Date : 23/05/2014

(54) Title of the invention : AARYAN SMOKELESS STOVE

(51) International classification	:F24B1/00, A47J 37/07	(71)**Name of Applicant :** **1)ROOP NARAYAN SHRI VASTAVA** Address of Applicant :DOODH DAIRY KOKTA PLOT NO 2/87 ANAND NAGAR BHOPAL(M.P) Madhya Pradesh India
(31) Priority Document No	:NA	(72)**Name of Inventor :** **1)ROOP NARAYAN SHRI VASTAVA**
(32) Priority Date	:NA	
(33) Name of priority country	:NA	
(86) International Application No	:NA	
Filing Date	:NA	
(87) International Publication No	:N/A	
(61) Patent of Addition to Application Number	:NA	
Filing Date	:NA	
(62) Divisional to Application Number	:NA	
Filing Date	:NA	

(57) Abstract :
A smokeless stove consisting of a cylindrical container opened from the top, having upper and lower portion; upper portion is a combustion chamber having opening at the front for providing aeration to the fuel material and a door at the side wall to feed the fuel material in the combustion chamber; lower portion having opening to remove residue material collected after fuel consumption; fire grate dividing upper and lower portion; a grill fitted onto the top of cylindrical container; wheels fitted at the bottom to move smokeless stove from one place to another; an adjustable handle fitted at the vertical wall of the cylindrical container to facilitate easy carrying of the smokeless stove. The smokeless stove is easy to realize and operate, has high heat fuel value and low cost, can burn for a long time, and is energy-saving and environment-friendly.

No. of Pages : 9 No. of Claims : 7

(12) PATENT APPLICATION PUBLICATION
(19) INDIA
(22) Date of filing of Application :04/12/2012
(21) Application No.3432/MUM/2012 A
(43) Publication Date : 23/05/2014

(54) Title of the invention : METHODS FOR PREFERABLY CAMPING ON AND STAYING IN A CELL BELONGING TO A HIGH DATA TRANSMISSION THROUGHPUT RAT AND COMMUNICATIONS APPARATUSES UTILIZING THE SAME

(51) International classification	:H04L 12/00, H04W48/00
(31) Priority Document No	:61/615,050
(32) Priority Date	:23/03/2012
(33) Name of priority country	:U.S.A.
(86) International Application No	:NA
Filing Date	:NA
(87) International Publication No	: NA
(61) Patent of Addition to Application Number	:NA
Filing Date	:NA
(62) Divisional to Application Number	:NA
Filing Date	:NA

(71)**Name of Applicant :**
1)MEDIATEK INC.
Address of Applicant :NO. 1, DUSING RD. 1ST, SCIENCE-BASED INDUSTRIAL PARK, HSIN-CHU 300, TAIWAN, R.O.C. Taiwan
(72)**Name of Inventor :**
1)MING-WAN HSU
2)CHUNG-YUN CHANG
3)CHANG-HUA YANG
4)CHIH-CHUNG LIN
5)CHIEN-NAN CHOU
6)CHIH-YUNG SHIH

(57) Abstract :
A communications apparatus includes a processor coupled to at least one RF transceiver and at least one baseband processing device and capable of communicating with a first wireless network belonging to a first RAT and a second wireless network belonging to a second RAT having 4 higher data transmission throughput than the first RAT. A first processor logic unit of the processor performs an enhanced cell search procedure via the RF transceiver to find one or more cell(S) belonging to the second RAT having stronger signal strength and/or better signal quality than a predetermined threshold, which are not included in a broadcast neighbor cell list. A second processor logic unit of the processor determines a suitable cell from among the cell(s) and performs a cell reselection procedure to camp on the suitable cell.

No. of Pages : 37 No. of Claims : 22

(12) PATENT APPLICATION PUBLICATION
(19) INDIA
(22) Date of filing of Application :25/10/2012
(21) Application No.1324/MUM/2012 A
(43) Publication Date : 23/05/2014

(54) Title of the invention : HELICOPTER BASED SYSTEM FOR LAUNCHING OF GUIDED PROJECTILES

(51) International classification	:F41G 7/30, F42B 10/00
(31) Priority Document No	:NA
(32) Priority Date	:NA
(33) Name of priority country	:NA
(86) International Application No	:NA
Filing Date	:NA
(87) International Publication No	:N/A
(61) Patent of Addition to Application Number	:NA
Filing Date	:NA
(62) Divisional to Application Number	:NA
Filing Date	:NA

(71)**Name of Applicant :**
1)INDIAN COUNCIL OF AGRICULTURAL RESERCH
Address of Applicant :CENTRAL INSTITUTE FOR RESEARCH ON COTTON TECHNOLOGY (CIRCOT), INDIAN COUNCIL OF AGRICULTURAL RESEARCH, DARE, GOVT. OF INDIA, ADENWALA ROAD, MATUNGA, MUMBAI 400019, MAHARASHTRA, INDIA
(72)**Name of Inventor :**
1)DR. PRABHAT KUMAR

(57) Abstract :
Disclosed herein is the construction and operation of system for launching of guided projectiles for cloud seeding and hail suppression purposes. Payloads, delivery mechanisms are among other features described.

No. of Pages : 24 No. of Claims : 10

(12) PATENT APPLICATION PUBLICATION
(21) Application No.1325/MUM/2012 A
(19) INDIA
(22) Date of filing of Application :25/10/2012
(43) Publication Date : 23/05/2014

(54) Title of the invention : METHOD AND SYSTEM FOR MANAGEMENT OF HAILSTORMS

(51) International classification	:G01S 13/72, G06F17/30
(31) Priority Document No	:NA
(32) Priority Date	:NA
(33) Name of priority country	:NA
(86) International Application No	:NA
Filing Date	:NA
(87) International Publication No	:N/A
(61) Patent of Addition to Application Number	:NA
Filing Date	:NA
(62) Divisional to Application Number	:NA
Filing Date	:NA

(71)**Name of Applicant :**
1)INDIAN COUNCIL OF AGRICULTURAL RESERCH
Address of Applicant :CENTRAL INSTITUTE FOR RESEARCH ON COTTON TECHNOLOGY (CIRCOT), INDIAN COUNCIL OF AGRICULTURAL RESEARCH, DARE, GOVT. OF INDIA, ADENWALA ROAD, MATUNGA, MUMBAI 400019, MAHARASHTRA, INDIA
(72)**Name of Inventor :**
1)DR. PRABHAT KUMAR

(57) Abstract :
Disclosed herein are apparatuses for weather detection, prediction and treatment and more particularly to integrated methods, systems and apparatuses for the management of hailstorms.

No. of Pages : 17 No. of Claims : 10

(12) PATENT APPLICATION PUBLICATION
(21) Application No.1712/MUM/2012 A
(19) INDIA
(22) Date of filing of Application :12/06/2012
(43) Publication Date : 23/05/2014

(54) Title of the invention : FACING WALL UNIT FOR A REINFORCED SOIL STRUCTURE

(51) International classification	:E02D 29/02, E02D 29/00	(71)**Name of Applicant :** **1)CHITLANGIA K K** Address of Applicant :TechFab India Industries Ltd. 712 Embassy Centre Nariman Point Mumbai 400021 Maharashtra India
(31) Priority Document No	:NA	
(32) Priority Date	:NA	(72)**Name of Inventor :**
(33) Name of priority country	:NA	**1)Thomas Jimmy**
(86) International Application No	:NA	
Filing Date	:NA	
(87) International Publication No	: NA	
(61) Patent of Addition to Application Number	:NA	
Filing Date	:NA	
(62) Divisional to Application Number	:NA	
Filing Date	:NA	

(57) Abstract :
A facing wall unit (100) for a reinforced soil structure is described herein. In an embodiment, the facing wall unit (100) can include a facing panel (102) having at least one poly vinyl alcohol (PVA) geogrid loop (104) integrated with the facing panel (102), with a closed end of the PVA geogrid loop (104) projecting out of a rear surface of the facing panel (102). Further, according to another embodiment, to form the reinforced soil structure, the PVA geogrid loop (104) can be further connected to one or more reinforcement grids (106).

No. of Pages : 23 No. of Claims : 14

(12) PATENT APPLICATION PUBLICATION
(19) INDIA
(22) Date of filing of Application :30/01/2013
(21) Application No.236/MUMNP/2013 A
(43) Publication Date : 23/05/2014

(54) Title of the invention : CHRONIC LYMPHOCYTIC LEUKEMIA (CLL) BIOMARKERS

(51) International classification :A61K39/395,C07K16/28
(31) Priority Document No :61/370403
(32) Priority Date :03/08/2010
(33) Name of priority country :U.S.A.
(86) International Application No :PCT/US2011/046205
Filing Date :02/08/2011
(87) International Publication No :WO 2012/018771
(61) Patent of Addition to Application Number :NA
Filing Date :NA
(62) Divisional to Application Number :NA
Filing Date :NA

(71)**Name of Applicant :**
1)F. HOFFMANN LA ROCHE AG
Address of Applicant :Grenzacherstrasse 124 CH 4070 Basel Switzerland Switzerland
(72)**Name of Inventor :**
1)DORNAN David
2)DUCHATEAU NGUYEN Guillemette
3)NGUYEN Tri Quang
4)PALERMO Giuseppe
5)WEISSER Martin
6)YEH Ru Fang

(57) Abstract :
The present application describes chronic lymphocytic leukemia (CLL) biomarkers. In particular the invention concerns miRNA151 3p miRNA409 3p PTK2 and/or PI3K as biomarkers for patient selection in CLL as well as methods of therapeutic treatment articles of manufacture and methods for making them diagnostic kits and methods of advertising related thereto.

No. of Pages : 80 No. of Claims : 38

(12) PATENT APPLICATION PUBLICATION
(21) Application No.3156/MUM/2012 A
(19) INDIA
(22) Date of filing of Application :31/10/2012
(43) Publication Date : 23/05/2014

(54) Title of the invention : SHOCK ABSORBER FOR A TRANSPORTATION MEANS

(51) International classification	:B60G17/015, B60G13/14, B60G15/06, F16F1	(71)**Name of Applicant :** **1)TROY CAPITAL GROUP CORP.** Address of Applicant :723 SOUTH CASINO CENTER BLVD., 2ND FLOOR, LAS VEGAS, NV 89101-6716, U.S.A
(31) Priority Document No	:13/385,200	(72)**Name of Inventor :**
(32) Priority Date	:07/02/2012	**1)OLEG OLEGOVICH TIKHONENKO**
(33) Name of priority country	:U.S.A.	**2)VLAIMIR PAVLOVICH LOBKO**
(86) International Application No	:NA	
Filing Date	:NA	
(87) International Publication No	: NA	
(61) Patent of Addition to Application Number	:NA	
Filing Date	:NA	
(62) Divisional to Application Number	:NA	
Filing Date	:NA	

(57) Abstract :
A shock absorber includes a sleeve, a piston accomplishing forward and reverse travels therein, a rod, a piston cap, a rod cap including an orifice and a rod seal mounted therein. The rod seal defines a front face facing the piston and a rear face being opposite to the front face, The rod includes at least two rod sections in the form of annular humps. The front and rear faces operatively interact with the annular humps during the forward and reverse travels, such that the interaction causes deformations of the rod seal thereby cushioning impacts and reducing overloads of the shock absorber. An embodiment of the shock absorber further includes two annular humps represented by a first annular hump, having a first maximal diameter, and a second annular hump, having a second maximal diameter, while the first maximal diameter is greater than the second maximal diameter, preferably by 3-10 micrometers.

No. of Pages : 30 No. of Claims : 4

(12) PATENT APPLICATION PUBLICATION
(21) Application No.422/MUMNP/2013 A
(19) INDIA
(22) Date of filing of Application :04/03/2013
(43) Publication Date : 23/05/2014

(54) Title of the invention : MULTILAYER TRANSPARENT ELECTROCONDUCTIVE FILM AND METHOD FOR MANUFACTURING SAME AS WELL AS THIN FILM SOLAR CELL AND METHOD FOR MANUFACTURING SAME

(51) International classification	:H01L31/18, H01L31/0224
(31) Priority Document No	:2010192448
(32) Priority Date	:30/08/2010
(33) Name of priority country	:Japan
(86) International Application No	:PCT/JP2011/069633
Filing Date	:30/08/2011
(87) International Publication No	:WO 2012/029797
(61) Patent of Addition to Application Number	:NA
Filing Date	:NA
(62) Divisional to Application Number	:NA
Filing Date	:NA

(71)**Name of Applicant :**
1)SUMITOMO METAL MINING CO. LTD.
Address of Applicant :11 3 Shimbashi 5 chome Minato ku Tokyo 1058716 Japan Japan
(72)**Name of Inventor :**
1)ABE Yoshiyuki
2)SOGABE Kentaro
3)YAMANOBE Yasunori

(57) Abstract :
The invention provides a multilayer transparent electroconductive film having low resistance and high permeability and a method for manufacturing same as well as a thin film solar cell and a method for manufacturing same. The multilayer transparent electroconductive film is obtained by layering a transparent electroconductive film (II) on a transparent electroconductive film (I) wherein the transparent electroconductive film (I) contains one or more added elements selected from aluminum and gallium and the content of the added element is in a range represented by -2.18 — [Al] + 1.74 = [Ga] = -1.92 — [Al] + 6.10. The transparent electroconductive film (II) contains one or more added elements selected from aluminum and gallium and the content of the added element is in a range represented by -[Al] + 0.30 = [Ga] = -2.68 — [Al] + 1.74. [Al] is the aluminum content expressed as the atomic ratio (%) Al/(Zn + Al) and [Ga] is the gallium content expressed as the atomic ratio (%) Ga/(Zn + Ga).

No. of Pages : 68 No. of Claims : 8

(12) PATENT APPLICATION PUBLICATION
(21) Application No.2066/MUMNP/2012 A
(19) INDIA
(22) Date of filing of Application :29/08/2012
(43) Publication Date : 23/05/2014

(54) Title of the invention : METHOD AND APPARATUS FOR TRANSMITTING VIDEO CONTENT COMPRESSED BY CODEC

(51) International classification :H04N7/24
(31) Priority Document No :61/306,189
(32) Priority Date :19/02/2010
(33) Name of priority country :U.S.A.
(86) International Application No :PCT/KR2011/001113
Filing Date :21/02/2011
(87) International Publication No :WO/2011/102685
(61) Patent of Addition to Application Number :NA
Filing Date :NA
(62) Divisional to Application Number :NA
Filing Date :NA

(71)**Name of Applicant :**
1)SAMSUNG ELECTRONICS CO. LTD.
Address of Applicant :129 Samsung-ro Yeongtong-gu Suwon-si Gyeonggi-do 443-742 Republic of Korea
(72)**Name of Inventor :**
1)JUN Hae-Young
2)PARK Sung-Bum
3)PARK Dong-Seek

(57) Abstract :
A method and apparatus of transmitting video content compressed by a codec to a second device is provided. The method includes: transmitting a codec selection request frame to the second device, the codec selection request frame includes an identifier of at least one codec to be used to compress the video content and requests approval of the use of the at least one codec; receiving a codec selection response frame from the second device, the codec selection response frame includes approval information indicating whether the use of the at least one codec is approved; and transmitting video content compressed by the at least one codec to the second device based on the codec selection response frame.

No. of Pages : 22 No. of Claims : 25

(12) PATENT APPLICATION PUBLICATION
(21) Application No.3481/MUM/2012 A
(19) INDIA
(22) Date of filing of Application :10/12/2012
(43) Publication Date : 23/05/2014

(54) Title of the invention : MEASURING SYSTEM FOR DETERMINING THE DISTANCE TO A MAGNETIC ALTERNATING FIELD SOURCE AND METHOD FOR MEASURING THE DISTANCE BETWEEN A MAGNETIC SENSOR ARRANGEMENT AND A MAGNETIC ALTERNATING FIELD SOURCE

(51) International classification :G01B7/14
(31) Priority Document No :102011121028.1
(32) Priority Date :14/12/2011
(33) Name of priority country :Germany
(86) International Application No :NA
Filing Date :NA
(87) International Publication No : NA
(61) Patent of Addition to Application Number :NA
Filing Date :NA
(62) Divisional to Application Number :NA
Filing Date :NA

(71)**Name of Applicant :**
1)PARAGON AG
Address of Applicant :SCHWALBENWEG 29, 33129 DELBRUCK, GERMANY
(72)**Name of Inventor :**
1)RALF MONKEMOLER

(57) Abstract :
A measuring system for determining the distance (A) to a magnetic alternating field source (7), with a magnetic sensor arrangement (8), by means of which a characteristic magnetic alternating field signal of the magnetic alternating field source (7) can be recorded, and an evaluation device (12) connected with the magnetic sensor arrangement (8) and by means of which the characteristic magnetic alternating field signals of the magnetic alternating field source (7) recorded by the magnetic sensor arrangement (8) can be evaluated and converted into the distance (A) between the magnetic alternating field source (7) on the one hand and the magnetic sensor arrangement (8) on the other. In order to submit such a measuring system and also a corresponding method for measuring the respective distance, which also for disturbed environments offers the possibility of taking reliable and accurate distance measurements in the range from millimetres to a few hundred centimetres at minimal technical and constructional expense, it is proposed that the magnetic sensor arrangement (8) comprises at least two magnetic field sensors (9, 10) arranged at a fixed distance (B) relative to each other on an axis of movement (X) and in that the magnetic alternating field source (7) is movable along the same in respect of the magnetic sensor arrangement (8), and in that the characteristic magnetic alternating field signals recorded in the at least two magnetic field sensors (9,10) can be received in the evaluation device (12) and set into a relationship (ratio) to each other, and the ratio between the at least two characteristic magnetic alternating field signals can be converted into the distance (A) between the magnetic alternating field source (7) on the one hand and the magnetic sensor arrangement (8) on the other.

No. of Pages : 17 No. of Claims : 10

(12) PATENT APPLICATION PUBLICATION
(19) INDIA
(22) Date of filing of Application :01/04/2013
(21) Application No.593/MUMNP/2013 A
(43) Publication Date : 23/05/2014

(54) Title of the invention : PROCESS AND PLANT FOR PRODUCING ALUMINA FROM ALUMINUM HYDROXIDE

(51) International classification :C01F7/44
(31) Priority Document No :10 2010 050 495.5
(32) Priority Date :08/11/2010
(33) Name of priority country :Germany
(86) International Application No :PCT/EP2011/068849
Filing Date :27/10/2011
(87) International Publication No :WO 2012/062593
(61) Patent of Addition to Application Number :NA
Filing Date :NA
(62) Divisional to Application Number :NA
Filing Date :NA

(71)**Name of Applicant :**
1)OUTOTEC OYJ
Address of Applicant :Riihitontuntie 7 FI 02200 Espoo Finland
(72)**Name of Inventor :**
1)MISSALLA Michael
2)BLIGH Roger
3)SCHNEIDER G¼nter

(57) Abstract :
In the production of alumina from aluminum hydroxide a) aluminum hydroxide is purified with washing water in a hydrate filter b) the purified aluminum hydroxide is at least partly dried and/or precalcined in at least one preheating stage c) this pretreated aluminum hydroxide is calcined in a fluidized bed reactor to obtain alumina d) the alumina obtained is cooled in at least one indirect cooling stage using water as coolant e) the steam (D) obtained from the cooling water due to the heat transfer in the indirect cooling stage is separated from the liquid fraction (A) of the exit stream from the cooling stage (E) f) and at least one partial stream (T) of the liquid fraction (A) is guided to the hydrate filter and used there as washing water for purifying the aluminum hydroxide in the hydrate filter. In accordance with the invention an additional water stream (Z) is added to the partial stream (T) of the liquid fraction (A) guided to the hydrate filter and the mixing ratio of the two streams (T Z) is adjusted such that the washing water stream (W) resulting therefrom has a constant maximum temperature value below the boiling point of water and the volume flow required by the hydrate filter as washing water.

No. of Pages : 32 No. of Claims : 11

(12) PATENT APPLICATION PUBLICATION
(19) INDIA
(22) Date of filing of Application :07/09/2012
(21) Application No.2601/MUM/2012 A
(43) Publication Date : 23/05/2014

(54) Title of the invention : IMAGING LENS

(51) International classification	:G02B9/60, G02B11/30
(31) Priority Document No	:2011-197245
(32) Priority Date	:09/09/2011
(33) Name of priority country	:Japan
(86) International Application No	:NA
Filing Date	:NA
(87) International Publication No	: NA
(61) Patent of Addition to Application Number	:NA
Filing Date	:NA
(62) Divisional to Application Number	:NA
Filing Date	:NA

(71)**Name of Applicant :**
1)SEIKOH GIKEN CO., LTD.
Address of Applicant :296-1, MATSUHIDAI, MATSUDO CITY, CHIBA, 270-2214, JAPAN
(72)**Name of Inventor :**
1)TOMOMI HIRAO
2)TATSUYA FUJIWARA

(57) Abstract :
A junction type compound lens using glass and resin is used. By properly controlling the difference between refractive indices and the difference between Abbe numbers of the resin and glass, interface reflection that occurs when a ray with a large incidence angle is incident is restricted, and generation of a flare or a ghost image is restricted. Further, by properly controlling the difference in refractive index and the difference in Abbe number, various aberrations, such as spherical aberration, field curvature, and chromatic aberration, which may deteriorate optical performance, can be corrected. Thus, a small and high-performance imaging lens can be provided.

No. of Pages : 52 No. of Claims : 5

(12) PATENT APPLICATION PUBLICATION
(21) Application No.2703/MUM/2011 A
(19) INDIA
(22) Date of filing of Application :26/09/2011
(43) Publication Date : 23/05/2014

(54) Title of the invention : IMPROVED PROCESSES FOR THE PREPARATION OF SOLIFIENACIN

(51) International classification :C07D 453/00
(31) Priority Document No :NA
(32) Priority Date :NA
(33) Name of priority country :NA
(86) International Application No :NA
Filing Date :NA
(87) International Publication No :N/A
(61) Patent of Addition to Application Number :NA
Filing Date :NA
(62) Divisional to Application Number :1597/MUM/2007
Filed on :21/08/2007

(71)**Name of Applicant :**
1)CADILA HEALTHCARE LIMITED
Address of Applicant :ZYDUS TOWER,SATELLITE CROSS ROAD, AHMEDABAD-380 015,GUJARAT,INDIA
(72)**Name of Inventor :**
1)PANDEY, BIPIN
2)DAVE,MAYANK,G.
3)KOTHARI,HIMANSHU,M.
4)PATEL,PANKAJ,R.

(57) Abstract :
The present invention relates to an improved process for the preparation of 1-Phenyl-1, 2,3,4-tetrahydroisoquinoIine-2-carboxylic acid 3-quinuclidinyl ester of general formula (la), in either racemic or optically active (1S,3'R) or (1S,3'S) or (1R,3'S) or (1R,3'R) forms and their pharmaceutically acceptable salts using novel intermediates of formula (II) and (VI) in either racemic or optically active (S) or (R) forms.

No. of Pages : 34 No. of Claims : 7

(12) PATENT APPLICATION PUBLICATION
(21) Application No.2704/MUM/2011 A
(19) INDIA
(22) Date of filing of Application :26/09/2011
(43) Publication Date : 23/05/2014

(54) Title of the invention : IMPROVED PROCESSES FOR THE PREPARATION OF SOLIFENACIN

(51) International classification :C07D 453/00
(31) Priority Document No :NA
(32) Priority Date :NA
(33) Name of priority country :NA
(86) International Application No :NA
Filing Date :NA
(87) International Publication No :N/A
(61) Patent of Addition to Application Number :NA
Filing Date :NA
(62) Divisional to Application Number :1597/MUM/2007
Filed on :21/08/2007

(71)**Name of Applicant :**
1)CADILA HEALTHCARE LIMITED
Address of Applicant :ZYDUS TOWER,SATELLITE CROSS ROAD,AHMEDABAD-380 015,GUJARAT,INDIA
(72)**Name of Inventor :**
1)PANDEY, BIPIN
2)DAVE,MAYANK,G.
3)KOTHARI,HIMANSHU,M.
4)PATEL,PANKAJ,R.

(57) Abstract : The present invention relates to an improved process for the preparation of 1 -Phenyl-1, 2,3,4-tetrahydroisoquinoline-2-carboxylic acid 3-quinuclidinyl ester of general formula (la), in either racemic or optically active (IS,3'R) of (lS,3'S) or (1R,3'S) or (1R,3R) forms and their phannaceutically acceptable salts using novel intermediates of formula (II) and (VI) in either racemic or optically active (S) or (R) forms.

No. of Pages : 32 No. of Claims : 5

(12) PATENT APPLICATION PUBLICATION
(19) INDIA
(22) Date of filing of Application :25/03/2013
(21) Application No.570/MUMNP/2013 A
(43) Publication Date : 23/05/2014

(54) Title of the invention : ENCLOSURE CORNER SEALS AND ASSEMBLIES

(51) International classification	:A47B95/00, F16J15/02
(31) Priority Document No	:12/887961
(32) Priority Date	:22/09/2010
(33) Name of priority country	:U.S.A.
(86) International Application No	:PCT/US2011/052333
Filing Date	:20/09/2011
(87) International Publication No	:WO 2012/040188
(61) Patent of Addition to Application Number	:NA
Filing Date	:NA
(62) Divisional to Application Number	:NA
Filing Date	:NA

(71)**Name of Applicant :**
1)EMERSON NETWORK POWER ENERGY SYSTEMS NORTH AMERICA INC.
Address of Applicant :4350 Weaver Parkway Warrenville IL 60555 U.S.A. U.S.A.
(72)**Name of Inventor :**
1)CHEN Simon Shen meng

(57) Abstract :
A sealing assembly for sealing a corner of an enclosure is disclosed. The sealing assembly includes a substantially rigid bracket and a flexible seal. The bracket includes a first latch and a second latch. The first and second latches are configured for releasable connection to an enclosure adjacent a corner with the first and second latches on opposing sides of said corner. The bracket is configured to provide a force to couple the flexible seal to a corner of an enclosure when the bracket is attached to said enclosure. The flexible seal includes a first surface for coupling to the corner of the enclosure and a second surface opposite the first surface. At least a portion of the second surface is configured for contact with the bracket. The flexible seal may include a connector for releasable connection to the bracket.

No. of Pages : 36 No. of Claims : 20

(12) PATENT APPLICATION PUBLICATION
(21) Application No.620/MUMNP/2013 A
(19) INDIA
(22) Date of filing of Application :03/04/2013
(43) Publication Date : 23/05/2014

(54) Title of the invention : WEAR RESISTANT MATERIAL AT THE SHIRTTAIL EDGE AND LEADING EDGE OF A ROTARY CONE DRILL BIT

(51) International classification :E21B10/54,E21B10/62
(31) Priority Document No :12/896406
(32) Priority Date :01/10/2010
(33) Name of priority country :U.S.A.
(86) International Application No :PCT/US2011/054132
Filing Date :30/09/2011
(87) International Publication No :WO 2012/044888
(61) Patent of Addition to Application Number :NA
Filing Date :NA
(62) Divisional to Application Number :NA
Filing Date :NA

(71)**Name of Applicant :**
1)VAREL INTERNATIONAL IND. L.P.
Address of Applicant :1625 West Crosby Suite 124 Carrollton TX 75006 U.S.A.
(72)**Name of Inventor :**
1)BOUAPHANH Inpeng

(57) Abstract :
A rotary cone drill bit includes: a body a leg depending from the body and a bearing shaft extending from the leg. The leg includes a surface edge that is subject to wear during operation of the bit and/or a leading edge (at an outer surface or shoulder surface for example) that is subject to wear during operation of the bit. A cone may be mounted to the bearing shaft. A bottom surface of a hard material plate having an edge is positioned with a conforming surface of the leg in a location where the edge of the hard material plate defines at least a portion of the surface edge of the leg and/or at least a portion of the leading edge of the leg. Positioning of the surfaces is made using a flowable material such as a brazing material.

No. of Pages : 54 No. of Claims : 71

(12) PATENT APPLICATION PUBLICATION
(19) INDIA
(22) Date of filing of Application :26/09/2011
(21) Application No.2711/MUM/2011 A
(43) Publication Date : 23/05/2014

(54) Title of the invention : INDUCTION TYPE ELECTRODE-LESS LAMP.

(51) International classification	:H01J 61/00	
(31) Priority Document No	:NA	
(32) Priority Date	:NA	
(33) Name of priority country	:NA	
(86) International Application No	:NA	
Filing Date	:NA	
(87) International Publication No	:N/A	
(61) Patent of Addition to Application Number	:NA	
Filing Date	:NA	
(62) Divisional to Application Number	:NA	
Filing Date	:NA	

(71)**Name of Applicant :**
1)MAHINDRA HINODAY INDUSTRIES LIMITED
Address of Applicant :BHOSARI INDUSTRIAL ESTATE, BHOSARI, PUNE-411 026,MAHARASHTRA,INDIA.
2)MOHAN S. DIVEKAR
(72)**Name of Inventor :**
1)MOHAN S. DIVEKAR
2)ARVIND B. NENE
3)SATISH P. NANADIKAR
4)AJIT G. APTE

(57) Abstract :
The present invention is related to induction type electrode-less lamp comprising of kick starting electronic driver (2), normal operation electronic driver (3), low pressure gas discharge light emitting tube / envelope (6), ferrite core [7) to kick start; ferrite core (9) for normal operation and communication modules (4), (8) and (10), wherein kick start driver (2) and normal operating driver (3) are interconnected with each other through communication module (4); the said communication module (4) is the synchronizing link between kick start (2) and normal operation (3) drivers and exchanges the signal between these two drivers. The lamp and both the driver circuits operates at 10 to 60 KHz and hence all associated switching losses are lowered down which consequently leads to the improvement in efficiency. The said lamp eliminates the source of high frequency radiation (EMI) without any reduction in lumen performance of the lamp shell (6).

No. of Pages : 14 No. of Claims : 10

(12) PATENT APPLICATION PUBLICATION
(19) INDIA
(22) Date of filing of Application :17/10/2012
(21) Application No.3035/MUM/2012 A
(43) Publication Date : 23/05/2014

(54) Title of the invention : COTTON HARVESTER SPINDLE

(51) International classification :A01D46/16
(31) Priority Document No :13/285104
(32) Priority Date :31/10/2011
(33) Name of priority country :U.S.A.
(86) International Application No :NA
Filing Date :NA
(87) International Publication No : NA
(61) Patent of Addition to Application Number :NA
Filing Date :NA
(62) Divisional to Application Number :NA
Filing Date :NA

(71)**Name of Applicant :**
1)DEERE & COMPANY
Address of Applicant :ONE JOHN DEERE PLACE, MOLINE, ILLINOIS, 61265-8098, USA
(72)**Name of Inventor :**
1)AUGUSTINE BRENT A

(57) Abstract :
A cotton harvester spindle including a body rotatable about an axis in a direction of rotation. A tapered end having a tip and a plurality of barbs projecting in the direction of rotation. A flat gullet area extending between the adjacent barbs. The barbs having an axially outermost face angled toward the tip and an axially innermost sloping wall angled radially inwardly toward the flat gullet area. Wherein, the tapered end is covered with a coating selected from the group consisting of aluminum magnesium boride (AIMgB14), aluminum magnesium boride comprising a dopant X (AIMgB14:X), and diamond-like carbon.

No. of Pages : 12 No. of Claims : 22

(12) PATENT APPLICATION PUBLICATION
(19) INDIA
(22) Date of filing of Application :14/03/2013
(21) Application No.487/MUMNP/2013 A
(43) Publication Date : 23/05/2014

(54) Title of the invention : AUTHENTICATION OF ACCESS TERMINAL IDENTITIES IN ROAMING NETWORKS

(51) International classification :H04W12/06,H04L29/06
(31) Priority Document No :61/406017
(32) Priority Date :22/10/2010
(33) Name of priority country :U.S.A.
(86) International Application No :PCT/US2011/057412
Filing Date :23/10/2011
(87) International Publication No :WO 2012/054911
(61) Patent of Addition to Application Number :NA
Filing Date :NA
(62) Divisional to Application Number :NA
Filing Date :NA

(71)**Name of Applicant :**
1)QUALCOMM INCORPORATED
Address of Applicant :Attn: International Ip Administration 5775 Morehouse Drive San Diego California 92121 U.S.A.
(72)**Name of Inventor :**
1)MAO Yinian
2)LI Qing
3)PALANIGOUNDER Anand

(57) Abstract :
Various methods of authenticating an access terminal are presented in the case where the access terminal is roaming within a visited network. An access terminal sends a device authentication message to a visited validation server or a home validation server where the device authentication message includes an access terminal identifier and authentication data generated at least in part using the validation key. In some embodiments the authentication data may include a digital signature by a validation key associated with the access terminal identifier. Such a signature can be authenticated by either the visited validation server or the home validation server. In other embodiments the authentication data may include an access terminal authentication token sent to the visited validation server. The visited validation server can authenticate the device authentication message by comparing the access terminal authentication token with an access terminal authentication token obtained from the home validation server.

No. of Pages : 54 No. of Claims : 61

(12) PATENT APPLICATION PUBLICATION
(19) INDIA
(22) Date of filing of Application :03/04/2013
(21) Application No.629/MUMNP/2013 A
(43) Publication Date : 23/05/2014

(54) Title of the invention : OUTPUT CONTROL FOR AUTO RECONNECT WELDING/CUTTING EQUIPMENT

(51) International classification :B23K9/10,H02M1/10
(31) Priority Document No :12/897811
(32) Priority Date :05/10/2010
(33) Name of priority country :U.S.A.
(86) International Application No :PCT/IB2011/002335
Filing Date :05/10/2011
(87) International Publication No :WO 2012/046123
(61) Patent of Addition to Application Number :NA
Filing Date :NA
(62) Divisional to Application Number :NA
Filing Date :NA

(71)**Name of Applicant :**
1)LINCOLN GLOBAL INC.
Address of Applicant :17721 Railroad Street City of Industry CA 91748 U.S.A.
(72)**Name of Inventor :**
1)McQUERRY Steven

(57) Abstract :
Apparatus and methods for automatically recalibrating an output current range of a user output current control encoder (140 240) of an auto reconnect welding/cutting device (100). When an input power type connected to an auto reconnect device is changed the calibrated range of the user output current control encoder (e.g. output control knob) is automatically transformed in response to the auto reconnect device sensing at least one characteristic of the input power type. As a result when a user adjusts the encoder to its maximum full scale setting too much current will not be drawn by the auto reconnect device which would cause a circuit protection component (e.g. a circuit breaker or a fuse) associated with the input power type to trip. Instead the current that is drawn when the encoder is set to the maximum full scale setting is no more than about a rated current of the circuit protection component.

No. of Pages : 23 No. of Claims : 15

(12) PATENT APPLICATION PUBLICATION
(21) Application No.3361/MUM/2012 A
(19) INDIA
(22) Date of filing of Application :26/11/2012
(43) Publication Date : 23/05/2014

(54) Title of the invention : PARTIALLY-REDUCED IRON PRODUCING METHOD AND PARTIALLY - REDUCED IRON PRODUCING APPARATUS

(51) International classification	:C22B1/02, C21B11/10
(31) Priority Document No	:2011-265559
(32) Priority Date	:05/12/2011
(33) Name of priority country	:Japan
(86) International Application No	:NA
Filing Date	:NA
(87) International Publication No	: NA
(61) Patent of Addition to Application Number	:NA
Filing Date	:NA
(62) Divisional to Application Number	:NA
Filing Date	:NA

(71)**Name of Applicant :**
1)MITSUBISHI-HITACHI METALS MACHINERY, INC.
Address of Applicant :34-6, SHIBA 5-CHOME, MINATO-KU, TOKYO 1080014 JAPAN
(72)**Name of Inventor :**
1)KAMIKAWA SUSUMU
2)NAKAJIMA HIROSHI
3)SATO KEIICHI
4)PHAM KHANHSON

(57) Abstract :
A reduction furnace configured to pack raw-material pellets on an endless grate and to thermally reduce the raw-material pellets includes: an ignition carbon material supplying device which forms an ignition carbon material layer having a predetermined height; an ignition device which ignites the ignition carbon material layer; and an exhaust gas circulation device which supplies an oxygen-containing gas made by circulating part of an exhaust gas discharged from a packed bed of the raw-material pellets and mixing it with air, to the packed bed of the raw-material pellets heated by a combustion heat of the ignition carbon material layer. A partially-reduced iron is produced by thermally reducing the packed bed of the raw-material pellets through a combustion region for the ignition carbon material layer and a heating region for the raw-material pellets, the combustion region formed on an upstream side in a travelling direction of the endless grate by supplying a gas having a high oxygen concentration to the ignited ignition carbon material layer, the heating region formed downstream of the combustion region for the ignition carbon material layer in the travelling direction of the endless grate by supplying a gas having a low oxygen concentration to the packed bed of the raw-material pellets.

No. of Pages : 29 No. of Claims : 6

(12) PATENT APPLICATION PUBLICATION
(19) INDIA
(22) Date of filing of Application :26/11/2012
(21) Application No.3362/MUM/2012 A
(43) Publication Date : 23/05/2014

(54) Title of the invention : DEVICE FOR MACHINING A SUBSTRATE AND A METHOD FOR THIS PURPOSE

(51) International classification	:B26D7/26, B44C1/22
(31) Priority Document No	:10 2011055910.8
(32) Priority Date	:01/12/2011
(33) Name of priority country	:Germany
(86) International Application No	:NA
Filing Date	:NA
(87) International Publication No	: NA
(61) Patent of Addition to Application Number	:NA
Filing Date	:NA
(62) Divisional to Application Number	:NA
Filing Date	:NA

(71)**Name of Applicant :**
1)SOLAR-SEMI GMBH
Address of Applicant :ROBERT-GERWIG-STRASSE 9, DE-78315 RADOLFZELL, GERMANY
(72)**Name of Inventor :**
1)PRIMIN MUFFLER

(57) Abstract :
In a device for machining, in particular etching and/or developing, substrates (17), in particular wafers, in particular etching and/or developing, having a turntable (1), the turntable (1) is to have a Venturi gap (3).

No. of Pages : 21 No. of Claims : 11

(12) PATENT APPLICATION PUBLICATION
(19) INDIA
(22) Date of filing of Application :26/11/2012
(21) Application No.3363/MUM/2012 A
(43) Publication Date : 23/05/2014

(54) Title of the invention : SUBSTRATE PLATE

(51) International classification	:G11B7/26, G03F 7/16
(31) Priority Document No	:102012100030.1
(32) Priority Date	:03/01/2012
(33) Name of priority country	:Germany
(86) International Application No	:NA
Filing Date	:NA
(87) International Publication No	: NA
(61) Patent of Addition to Application Number	:NA
Filing Date	:NA
(62) Divisional to Application Number	:NA
Filing Date	:NA

(71)**Name of Applicant :**
1)SOLAR-SEMI GMBH
Address of Applicant :ROBERT-GERWIG-STRASSE 78315 RADOLFZELL, GERMANY
(72)**Name of Inventor :**
1)PRIMIN MUFFLER

(57) Abstract :
A substrate plate (1) to accommodate a substrate (2) has a suction point (5) on one surface

No. of Pages : 13 No. of Claims : 10

(12) PATENT APPLICATION PUBLICATION
(19) INDIA
(22) Date of filing of Application :18/10/2012
(21) Application No.3053/MUM/2012 A
(43) Publication Date : 23/05/2014

(54) Title of the invention : A BI-DIRECTIONAL PUMP

(51) International classification :F17D3/00
(31) Priority Document No :13/298346
(32) Priority Date :17/11/2011
(33) Name of priority country :U.S.A.
(86) International Application No :NA
Filing Date :NA
(87) International Publication No : NA
(61) Patent of Addition to Application Number :NA
Filing Date :NA
(62) Divisional to Application Number :NA
Filing Date :NA

(71)**Name of Applicant :**
1)DEERE & COMPANY
Address of Applicant :ONE JOHN DEERE PLACE, MOLINE, ILLINOIS, 61265-8098, USA
(72)**Name of Inventor :**
1)RYAN P.GOSS
2)JACOBS LOURENS M

(57) Abstract :
A bi-directional pump comprises a pump housing, and the pump housing comprises a pump outlet. A fluid pressurizer is positioned in the pump housing and configured to provide fluid flow selectively in a first direction and a second direction. A first passage and a second passage are positioned in the pump housing. A junction is fluidly positioned, in the pump housing, connecting the first and second passages to the pump outlet. A flow controller is positioned in the pump housing to move relative thereto, between a first position, placing the first passage, in fluid communication, with the pump outlet via the junction when the fluid pressurizer provides fluid flow in the first direction, and a second position placing the second passage, in fluid communication with the pump outlet, via the junction when the fluid pressurizer provides fluid flow in the second direction.

No. of Pages : 22 No. of Claims : 20

(12) PATENT APPLICATION PUBLICATION
(19) INDIA
(22) Date of filing of Application :19/03/2013
(21) Application No.535/MUMNP/2013 A
(43) Publication Date : 23/05/2014

(54) Title of the invention : DEVICE FOR BOAT PROPULSION OR ENERGY PRODUCTION

(51) International classification :B63H5/03,F03B9/00,F03B17/06
(31) Priority Document No :10510253
(32) Priority Date :01/10/2010
(33) Name of priority country :Sweden
(86) International Application No :PCT/SE2011/000171
Filing Date :03/10/2011
(87) International Publication No:WO 2012/044226
(61) Patent of Addition to Application Number :NA
Filing Date :NA
(62) Divisional to Application Number :NA
Filing Date :NA

(71)**Name of Applicant :**
1)COSMOMIND AB
Address of Applicant :c/o Per Gidlund Trdgrdsgatan 11 3 tr S 172 38 Sundbyberg Sweden
(72)**Name of Inventor :**
1)GIDLUND Per

(57) Abstract :
Propulsion device for boats or device or energy production comprising: a first track (6a) a second track (6b); driving wheels (3a d) each having a peripheral surface (4) comprising a friction device (5) rotatably arranged in at least one frame (2) wherein the first track (6a) is arranged in contact with the friction devices (5) at a first set of driving wheels (3a b) the second track (6b) is arranged in contact with the friction devices (5) at a second set of driving wheels (3c d) such that the tracks move with the same speed as the peripheral surface of the rotatable driving wheels where the track is in contact with the friction devices when the driving wheels rotate; a plurality of shovel rollers (7a d) each comprising a first (8a) and a second end (8b) and between the ends a device (9) with an outer periphery wherein the first ends (8a) of the shovel rollers are arranged in the first track (6a) and the second ends (8b) of the shovel rollers are arranged in the second track (6b) such that the shovel rollers move with the tracks in relation to the structure when the driving wheels rotate wherein the device further comprises a flat continuous carpet like device (10) with side ends (11) which is arranged between the first and second sets of driving wheels and abutting the outer periphery of the shovel rollers (7a d); that the carpet like device forms a shovel surface (13) between two of the shovel rollers (7a d) and that the formed shovel moves in relation to the frame when the shovel rollers (7a d) move in relation to the frame.

No. of Pages : 55 No. of Claims : 21

(12) PATENT APPLICATION PUBLICATION
(21) Application No.1951/MUM/2011 A
(19) INDIA
(22) Date of filing of Application :06/07/2011
(43) Publication Date : 23/05/2014

(54) Title of the invention : A STABLE INSECTICIDAL COMPOSITION

(51) International classification	:A01N33/26, A01N43/40, A01N43/46
(31) Priority Document No	:NA
(32) Priority Date	:NA
(33) Name of priority country	:NA
(86) International Application No	:NA
Filing Date	:NA
(87) International Publication No	:N/A
(61) Patent of Addition to Application Number	:NA
Filing Date	:NA
(62) Divisional to Application Number	:NA
Filing Date	:NA

(71)**Name of Applicant :**
1)UNITED PHOSPHORUS LIMITED
Address of Applicant :UNITED PHOSPHORUS LIMITED UNIPHOS HOUSE, MADHU PARK, 11TH ROAD, KHAR (WEST), MUMBAI - 400 052, STATE OF MAHARSHTRA, INDIA.
2)ISHIHARA SANGYO KAISHA, LTD
(72)**Name of Inventor :**
1)SHROFF, JAIDEV RAJNIKANT
2)SHROFF, VIKRAM RAJNIKANT
3)SHIRSAT, RAJAN RAMAKANT
4)TAKAO AWAZU
5)AKIRA NAKAGAWA
6)MASAYUKI MORITA

(57) Abstract :
A stable water dispersible granular composition of flonicamid comprising combination of at least one dispersant and at least one electrolyte is disclosed herein.

No. of Pages : 24 No. of Claims : 13

(12) PATENT APPLICATION PUBLICATION
(21) Application No.2202/MUM/2012 A
(19) INDIA
(22) Date of filing of Application :01/08/2012
(43) Publication Date : 23/05/2014

(54) Title of the invention : SPRING LOADED WATER DRAIN BRACKET ASSEMBLY FOR PLENUM CHAMBER IN AUTOMOBILES

(51) International classification :F16K31/44, F16K51/00
(31) Priority Document No :NA
(32) Priority Date :NA
(33) Name of priority country :NA
(86) International Application No :NA
Filing Date :NA
(87) International Publication No :N/A
(61) Patent of Addition to Application Number :NA
Filing Date :NA
(62) Divisional to Application Number :NA
Filing Date :NA

(71)**Name of Applicant :**
1)MAHINDRA & MAHINDRA LIMITED
Address of Applicant :R&D CENTER, AUTO SECTOR, 89, M.I.D.C.,SATPUR,NASHIK- 422007, MAHARASHTRA, INDIA
(72)**Name of Inventor :**
1)KARIMUDDIN KHAN
2)PARAMADATHIL PRASHOB
3)ALOK KUMAR RAY

(57) Abstract :
Disclosed is a water drain bracket assembly for draining water inside a plenum chamber of an automobile. The water drain bracket assembly comprises a hollow rectangular bracket having a pair of bracket hinges configured on one inner side thereof, a flap having a pair of hinges configured on one side thereof and a pair of stoppers configured on other side thereof, a pin member capable of connecting the pair of bracket hinges and the pair of hinges thereby moveably connecting the flap to the hollow rectangular bracket, a spring coiled over the pin member, the spring having a first end engaging with inner side of the hollow rectangular bracket and a second end engaging with lower surface of the flap. The water drain bracket assembly avoids clogging or blockage in the vent of the plenum chamber drain valve due to leaves or other debris.

No. of Pages : 19 No. of Claims : 1

(12) PATENT APPLICATION PUBLICATION
(19) INDIA
(22) Date of filing of Application :29/11/2012
(21) Application No.3397/MUM/2012 A
(43) Publication Date : 23/05/2014

(54) Title of the invention : CONNECTION DEVICE FOR CONNECTING AN ELECTRIC COMPONENT INTO A CURRENT PATH

(51) International classification	:H01L31/05, H01R25/14
(31) Priority Document No	:10 2011 087 492.5
(32) Priority Date	:30/11/2011
(33) Name of priority country	:Germany
(86) International Application No	:NA
Filing Date	:NA
(87) International Publication No	: NA
(61) Patent of Addition to Application Number	:NA
Filing Date	:NA
(62) Divisional to Application Number	:NA
Filing Date	:NA

(71)**Name of Applicant :**
1)WOEHNER GMBH & CO. KG ELEKTROTECHNISCHE SYSTEME
Address of Applicant :MOENCHROEDENER STRASSE 10 96472 ROEDENTAL GERMANY
(72)**Name of Inventor :**
1)BUETTNER, ALEX

(57) Abstract :
Connection device (1) for connecting an electric component (10) into a current path, the connection device (1) comprising: - a housing (2) having a locking means (3) for locking the housing (2) onto a busbar (4); - a pivotable holding means (11), into which the electric component (10) can be inserted and connected into the current path by pivoting the holding means (11); and - a terminal clamp (13), which is connected directly, via the electric component (10) which is connected into the current path, to at least one spring contact (16), which is provided in the housing (2) and contacts the busbar (4) when the housing (2) is locked on.

No. of Pages : 25 No. of Claims : 15

(12) PATENT APPLICATION PUBLICATION
(19) INDIA
(22) Date of filing of Application :22/12/2011
(21) Application No.3610/MUM/2011 A
(43) Publication Date : 23/05/2014

(54) Title of the invention : TELECOM BOX

(51) International classification	:G02B 6/44
(31) Priority Document No	:NA
(32) Priority Date	:NA
(33) Name of priority country	:NA
(86) International Application No	:NA
Filing Date	:NA
(87) International Publication No	: NA
(61) Patent of Addition to Application Number	:NA
Filing Date	:NA
(62) Divisional to Application Number	:NA
Filing Date	:NA

(71)**Name of Applicant :**
1)Sterlite Networks Limited
Address of Applicant :Survey No. 68/1 Rakholi Village Madhuban Dam Road Silvassa 396230 Dadar Nagar Haveli India
(72)**Name of Inventor :**
1)Jain Vijay

(57) Abstract :
Disclosed is a telecom box (100) for enabling storage of optical network terminals (ONTs 102-108) therein. The telecom box includes a hollow enclosure (110). Further the telecom box includes holding trays (120a 120b) and support trays (122a 122b) configured within the hollow enclosure. The holding trays are capable of supporting the ONTs thereon and are configured in a spaced apart manner. The support trays are adapted to support cables terminating at and origination from the ONTs and are configured in the spaces configured between the holding trays. The telecom box also includes at least one cable management stopper (C1 C2) configured on each of side walls (114). The cable management stoppers are adapted to securely hold the cables in position for enabling easy management thereof within the enclosure. Also disclosed is a method for making said telecom box.

No. of Pages : 19 No. of Claims : 19

(12) PATENT APPLICATION PUBLICATION
(19) INDIA
(22) Date of filing of Application :20/12/2011
(21) Application No.3565/MUM/2011 A
(43) Publication Date : 23/05/2014

(54) Title of the invention : YARN CONVEYING SYSTEM FOR CIRCULAR KNITTING MACHINES

(51) International classification	:D04B 35/00
(31) Priority Document No	:NA
(32) Priority Date	:NA
(33) Name of priority country	:NA
(86) International Application No	:NA
Filing Date	:NA
(87) International Publication No	:N/A
(61) Patent of Addition to Application Number	:NA
Filing Date	:NA
(62) Divisional to Application Number	:NA
Filing Date	:NA

(71)**Name of Applicant :**
1)PAI LUNG MACHINERY MILL CO., LTD.
Address of Applicant :NO.8, TING-PING RD., RUIFANG DISTRICT, NEW TAIPEI CITY, TAIWAN, R.O.C. Taiwan
(72)**Name of Inventor :**
1)SHIH-CHI CHEN
2)JENG-HUEY SHYU
3)HSUEH-CHEN FU

(57) Abstract :
A yam conveying system includes a circular knitting machine (10), at least one yarn conveying tray (20) and a control unit (40) electrically connected to the circular knitting machine (10) and yarn conveying tray (20). The circular knitting machine (10) has a needle cylinder (11) and at least one yarn feeder (12) arranged annularly on the needle cylinder (11). The yarn conveying tray (20) is wound by at least two separate yarns (30) and includes a driving device (23) to drive the yarn conveying tray (20) rotating so that the yarns (30) are supplied via a yarn conveying path (R) to the yarn feeder (12). The control unit (40) generates a yarn feeding signal (SI) to the circular knitting machine (10) to control yarn feeding speed and a driving signal (S2) to the driving device (23) to control rotational speed of the yarn conveying tray (20). Thus users can operate the control unit (40) to control speed of the yarns supplied from the yarn conveying tray (20) to the yarn feeder (12).

No. of Pages : 21 No. of Claims : 10

(12) PATENT APPLICATION PUBLICATION
(21) Application No.3412/MUM/2012 A
(19) INDIA
(22) Date of filing of Application :01/12/2012
(43) Publication Date : 23/05/2014

(54) Title of the invention : METHOD TO ADJUST GAS CONCENTRATION IN FLUIDS AND DEVICE THEREOF

(51) International classification	:G01N33/00, G01N27/00
(31) Priority Document No	:61/629,996
(32) Priority Date	:02/12/2011
(33) Name of priority country	:U.S.A.
(86) International Application No	:NA
Filing Date	:NA
(87) International Publication No	: NA
(61) Patent of Addition to Application Number	:NA
Filing Date	:NA
(62) Divisional to Application Number	:NA
Filing Date	:NA

(71)**Name of Applicant :**
1)TATA MURTHY
Address of Applicant :534 W. Hemlock Way Chandler AZ 85248. USA
(72)**Name of Inventor :**
1)TATA MURTHY

(57) Abstract :
A method to adjust gas concentration in a fluid and a device thereof is provided. The method comprises configuring a container of a second volume (VC) to receive a first volume (VL) of the fluid into the container. The second volume (VC) of the container is determined based on an initial concentration (Ci) of the first gas in the fluid a target concentration (Cf) of the first gas in the fluid a partition coefficient () of the first gas and the first volume (VL) of the fluid for obtaining the target concentration (Cf).

No. of Pages : 26 No. of Claims : 22

(12) PATENT APPLICATION PUBLICATION
(21) Application No.3416/MUM/2012 A
(19) INDIA
(22) Date of filing of Application :03/12/2012
(43) Publication Date : 23/05/2014

(54) Title of the invention : VARIABLE SWITCHING FREQUENCY POWER CONVERTER

(51) International classification	:H02P27/06
(31) Priority Document No	:GB 1121800.5
(32) Priority Date	:16/12/2011
(33) Name of priority country	:U.K.
(86) International Application No	:NA
Filing Date	:NA
(87) International Publication No	: NA
(61) Patent of Addition to Application Number	:NA
Filing Date	:NA
(62) Divisional to Application Number	:NA
Filing Date	:NA

(71)**Name of Applicant :**
1)CONTROL TECHNIQUES LTD
Address of Applicant :THE GRO, POOL ROAD NEWTOWN, SY16 3BE UNITED KINGDOM
(72)**Name of Inventor :**
1)HARGIS, COLIN

(57) Abstract :
A power converter system comprises an electrical load, a power converter having a variable frequency output connected to the load, a controller operably connected to control the output of the power converter, means for producing a signal indicative of a load current, means for deriving a value of switching frequency of the output of the power converter based on an expression of a characteristic of the load and the signal. and means for setting the switching frequency of the power converter according to the value.

No. of Pages : 14 No. of Claims : 11

(12) PATENT APPLICATION PUBLICATION
(19) INDIA
(22) Date of filing of Application :03/04/2013
(21) Application No.614/MUMNP/2013 A
(43) Publication Date : 23/05/2014

(54) Title of the invention : WEAR RESISTANT MATERIAL FOR THE SHIRTTAIL OUTER SURFACE OF A ROTARY CONE DRILL BIT

(51) International classification	:E21B10/50,E21B10/62,E21B10/08
(31) Priority Document No	:12/896484
(32) Priority Date	:01/10/2010
(33) Name of priority country	:U.S.A.
(86) International Application No	:PCT/US2011/052714
Filing Date	:22/09/2011
(87) International Publication No	:WO 2012/044514
(61) Patent of Addition to Application Number	:NA
Filing Date	:NA
(62) Divisional to Application Number	:NA
Filing Date	:NA

(71)**Name of Applicant :**
1)VAREL INTERNATIONAL IND. L.P.
Address of Applicant :1625 West Crosby Suite 124 Carrollton TX 75006 U.S.A.
(72)**Name of Inventor :**
1)BOUAPHANH Inpeng

(57) Abstract :
A rotary cone drill bit includes: a body a leg depending from the body and a bearing shaft extending from the leg. A cone may be mounted to the bearing shaft. The leg includes a surface location that is subject to wear during operation of the bit. A bottom surface of a hard material plate is positioned with a substantially conforming surface of the leg at the location subject to wear. Positioning with the conforming surfaces is made using a flowable material such as a brazing material.

No. of Pages : 29 No. of Claims : 22

(12) PATENT APPLICATION PUBLICATION
(19) INDIA
(22) Date of filing of Application :20/11/2012
(21) Application No.3328/MUM/2012 A
(43) Publication Date : 23/05/2014

(54) Title of the invention : HEAT RECOVERY SYSTEM FOR FLUE GAS CONTAINING SULFUR POLLUTANT AND METHOD THEREOF

(51) International classification	:F23J15/00, B01D53/48
(31) Priority Document No	:NA
(32) Priority Date	:NA
(33) Name of priority country	:NA
(86) International Application No	:NA
Filing Date	:NA
(87) International Publication No	: NA
(61) Patent of Addition to Application Number	:NA
Filing Date	:NA
(62) Divisional to Application Number	:NA
Filing Date	:NA

(71)**Name of Applicant :**
1)THERMAX LIMITED
Address of Applicant :D-13, MIDC INDUSTRIAL AREA, R.D.AGA ROAD, CHINCHWAD, PUNE - 411019, MAHARASHTRA, INDIA
(72)**Name of Inventor :**
1)JHA R.S
2)PRAJEENDRAN C P
3)KHARAT RAHUL
4)CHOUDHARI SACHIN

(57) Abstract :
A flue gas heat recovery system, particularly suitable for extracting heat from flue gases containing sulfur pollutant, is disclosed. The system (100) is a shell and tube heat exchanger, in which hot flue gas are received through a plurality of heat transfer tubes (118), a first heat exchange fluid is received in the shell (116), and a second heat exchange fluid is received through a heat transfer coil (112) disposed in heat exchange relation with the first heat exchange fluid, such that the hot flue gas is not in direct contact with the second heat exchange fluid. The system (100) is adapted to prevent the dew point corrosion, and is simple, compact, easy-to-construct, easy-to-maintain, economical.

No. of Pages : 28 No. of Claims : 11

(12) PATENT APPLICATION PUBLICATION
(21) Application No.3331/MUM/2012 A
(19) INDIA
(22) Date of filing of Application :20/11/2012
(43) Publication Date : 23/05/2014

(54) Title of the invention : A GRAPHITIC CAST IRON COMPOSITION (CRUCIBLE) FOR COMPLETE ALUMINIUM MELTING PROCESS OF ALUMINIUM SCRAP USING MEDIUM FREQUENCY INDUCTION FURNACE WITH GRAPHITIC CAST IRON POT/SILICON CARBIDE POT/GRAPHITE POT.

(51) International classification	:C22C 37/04, C22C 37/10
(31) Priority Document No	:NA
(32) Priority Date	:NA
(33) Name of priority country	:NA
(86) International Application No	:NA
Filing Date	:NA
(87) International Publication No	: NA
(61) Patent of Addition to Application Number	:NA
Filing Date	:NA
(62) Divisional to Application Number	:NA
Filing Date	:NA

(71)**Name of Applicant :**
1)DINESH S. SHUKLA
Address of Applicant :A-91, JOGESHWARI PARK, AMRAIWADI, AHMEDABAD - 380 026 Gujarat India
(72)**Name of Inventor :**
1)MR. DINESH S. SHUKLA
2)MR. SANDEEP S GUPTA

(57) Abstract :
A Complete Melting Process of aluminium scrap using medium frequency induction furnace for production of different grades of Aluminium and Aluminium Alloys as suitable for automobile industries, die caster (GDC,PDC,LPDC), sand casting ,permanent mould casting ,extrusion etc, comprising the following steps: Cleaning and charging, clean scrap and/ or Pure Ingot and / Alloying Metal, Virgin Aluminium / Scrap in which added a Pure Cu, Si, Mn, Ti & Cr With Initial Charging, Late additions of Mn, Ti, Cu, Si, Ni & Cr is Added as Pure Metal with help of squirrel cage arrangement (if required for composition setting). Also process of Degassing, Fluxing, Flushing & Structure Modification is possible. The melting process is suitable for intermittent operation as well as continues operations. All type of commercial scrap as well as processed dross can be melted with Induction Furnace. Generated Slag & Final disposal is neutral in nature. This process is clean and provides Carbon Credit due to low (Nill) pollution.

No. of Pages : 28 No. of Claims : 10

(12) PATENT APPLICATION PUBLICATION
(21) Application No.2695/MUM/2011 A
(19) INDIA
(22) Date of filing of Application :23/09/2011
(43) Publication Date : 23/05/2014

(54) Title of the invention : NANOPARTICLE BASED COSMETIC COMPOSITION

(51) International classification	:A61K 8/00
(31) Priority Document No	:NA
(32) Priority Date	:NA
(33) Name of priority country	:NA
(86) International Application No	:NA
Filing Date	:NA
(87) International Publication No	:N/A
(61) Patent of Addition to Application Number	:NA
Filing Date	:NA
(62) Divisional to Application Number	:NA
Filing Date	:NA

(71)**Name of Applicant :**
1)INDIAN INSTITUTE OF TECHNOLOGY, BOMBAY
Address of Applicant :POWAI,MUMBAI-400076,MAHARASHTRA,INDIA
(72)**Name of Inventor :**
1)PROF.RINTI BANERJEE

(57) Abstract :
'Nanoparticle based cosmetic composition' This invention relates to a nanoparticulate composition comprising lipid based nanostructures of 100-200nm co-encapsulating nutrients selected from the group comprising iron as ferrous, ferric salts or elemental iron, iodine, folic acid, vitamins or micronutrients, incorporated within the matrix of a cosmetic and methods of making said nanoparticle composition.

No. of Pages : 25 No. of Claims : 10

(12) PATENT APPLICATION PUBLICATION
(21) Application No.2981/MUM/2012 A
(19) INDIA
(22) Date of filing of Application :09/10/2012
(43) Publication Date : 23/05/2014

(54) Title of the invention : COIL BIOABSORBABLE BIFURCATION STENT

(51) International classification	:A61F2/06, A61M25/00, A61L27/00	(71)**Name of Applicant :** **1)DuNing Incorporated** Address of Applicant :17921 Sky Park Circle Irvine CA 92614 USA.
(31) Priority Document No	:13/476,336	(72)**Name of Inventor :** **1)Su Shih-Horng**
(32) Priority Date	:21/05/2012	
(33) Name of priority country	:U.S.A.	
(86) International Application No	:NA	
Filing Date	:NA	
(87) International Publication No	: NA	
(61) Patent of Addition to Application Number	:NA	
Filing Date	:NA	
(62) Divisional to Application Number	:NA	
Filing Date	:NA	

(57) Abstract :
A bioabsorbable, expandable coil bifurcation stent having a first, second, and third segment, in which the second and third segments are extensions of a coiled fiber in the first segment. Also disclosed is a three-segment expandable coil bifurcation stent in which the second and third segments extend from supporting fibers in the first segment. Further disclosed is an expandable bifurcation stent in which supporting fibers in the first segment also support the second and third segments. The three segments are independently adjustable to fit varied geometries.

No. of Pages : 20 No. of Claims : 20

(12) PATENT APPLICATION PUBLICATION
(19) INDIA
(22) Date of filing of Application :02/04/2013
(21) Application No.610/MUMNP/2013 A
(43) Publication Date : 23/05/2014

(54) Title of the invention : SYSTEM AND METHOD FOR A REVERSE INVITATION IN A HYBRID PEER TO PEER ENVIRONMENT

(51) International classification :H04L29/06,H04L12/56,H04L12/58
(31) Priority Document No :12/902107
(32) Priority Date :11/10/2010
(33) Name of priority country :U.S.A.
(86) International Application No :PCT/US2011/055101
Filing Date :06/10/2011
(87) International Publication No :WO 2012/051047
(61) Patent of Addition to Application Number :NA
Filing Date :NA
(62) Divisional to Application Number :NA
Filing Date :NA

(71)**Name of Applicant :**
1)DAMAKA INC.
Address of Applicant :2460 N. Central Expressway Suite 202 Richardson TX 75080 U.S.A..
(72)**Name of Inventor :**
1)CHATURVEDI Sivakumar
2)GUNDABATHULA Satish
3)CHATURVEDI Rameshkumar
4)KURIAN Dennis

(57) Abstract :
An improved system and method are disclosed for peer to peer communications. In one example the method enables an endpoint to send a reverse invitation in response to an incoming call. The reverse invitation may be used to set up an alternate communication session rather than maintaining the incoming call.

No. of Pages : 43 No. of Claims : 26

(12) PATENT APPLICATION PUBLICATION
(19) INDIA
(22) Date of filing of Application :02/04/2013
(21) Application No.612/MUMNP/2013 A
(43) Publication Date : 23/05/2014

(54) Title of the invention : SHUTTER EYEGLASSES DEVICE

(51) International classification :G02F1/13,G02C5/16,G02C5/20
(31) Priority Document No :2011187977
(32) Priority Date :30/08/2011
(33) Name of priority country :Japan
(86) International Application No :PCT/JP2012/065015
Filing Date :12/06/2012
(87) International Publication No :WO 2013/031330
(61) Patent of Addition to Application Number :NA
Filing Date :NA
(62) Divisional to Application Number :NA
Filing Date :NA

(71)**Name of Applicant :**
1)SONY CORPORATION
Address of Applicant :1 7 1 Konan Minato Ku Tokyo 1080075 Japan
(72)**Name of Inventor :**
1)SHIBUYA Kenichi
2)OIKAWA Yuji
3)CORN Roger

(57) Abstract :
Provided is a superior shutter eyeglasses device with a simple and lightweight construction and good design characteristics and which fits each user wearing them. The shutter eyeglasses (400) is a structure whereby a transparent front shield (401) to which left and right liquid crystal shutters (403L 403R) are bonded is supported by a front frame (407). Left and right temples (402L 402R) are supported in an openable/closeable manner at the left and right ends of the front frame (407). The shutter eyeglasses (400) which support the liquid crystal shutters (403L 403R) by means of the front shield (401) are simple lightweight and have excellent design characteristics.

No. of Pages : 57 No. of Claims : 16

(12) PATENT APPLICATION PUBLICATION
(19) INDIA
(22) Date of filing of Application :13/09/2011
(21) Application No.2582/MUM/2011 A
(43) Publication Date : 23/05/2014

(54) Title of the invention : NITROGEN CONTAINING COMPOUNDS AND THEIR USE

(51) International classification	:C07D 513/00
(31) Priority Document No	:NA
(32) Priority Date	:NA
(33) Name of priority country	:NA
(86) International Application No	:NA
Filing Date	:NA
(87) International Publication No	: NA
(61) Patent of Addition to Application Number	:NA
Filing Date	:NA
(62) Divisional to Application Number	:NA
Filing Date	:NA

(71)**Name of Applicant :**
1)WOCKHARDT LIMITED
Address of Applicant :D-4 MIDC Industrial area Chikalthana Aurangabad - 431210 M.S. India Maharashtra India
(72)**Name of Inventor :**
1)Patil Vijaykumar Jagdishwar
2)Tadiparthi Ravikumar
3)Birajdar Satish
4)Bhagwat Sachin

(57) Abstract :
Compounds of Formula (I), their preparation and use in preventing or treating bacterial infections are disclosed.

No. of Pages : 32 No. of Claims : 15

(12) PATENT APPLICATION PUBLICATION
(19) INDIA
(22) Date of filing of Application :06/09/2012
(21) Application No.2584/MUM/2012 A
(43) Publication Date : 23/05/2014

(54) Title of the invention : COMPACTING DEVICE OF A FIBRE WEB IN A SPINNING FRAME

(51) International classification	:D01H5/26, D01H5/66, D01H5/72
(31) Priority Document No	:BS2011A000123
(32) Priority Date	:13/09/2011
(33) Name of priority country	:Italy
(86) International Application No	:NA
Filing Date	:NA
(87) International Publication No	: NA
(61) Patent of Addition to Application Number	:NA
Filing Date	:NA
(62) Divisional to Application Number	:NA
Filing Date	:NA

(71)**Name of Applicant :**
1)MARZOLI S.P.A.
Address of Applicant :VIA S. ALBERTO, 10 1-25036 PALAZZOLO SULLLOGLIO, BRESCIA, ITALY
(72)**Name of Inventor :**
1)GALLI MASSIMO
2)ASSENZA ROSARIO

(57) Abstract :
A compacting device (2) of a fibre web comprises an intermediate body (100,102) slidingly couplable to a support body (80) and a suction mouth (30) couplable, preferably slidingly, to the intermediate body (100,102), In addition, the devices preferably envisages that upon transit between an intermediate duct (104) of the intermediate body (102) and a side branch (89) of the support body (82) and/or upon transit between the inner chamber (121) of the mouth (30) and the intermediate duct (104) a widening of the through section of the air in the air suction direction is made.

No. of Pages : 19 No. of Claims : 14

(12) PATENT APPLICATION PUBLICATION
(21) Application No.2974/MUM/2011 A
(19) INDIA
(22) Date of filing of Application :21/10/2011
(43) Publication Date : 23/05/2014

(54) Title of the invention : SPEED CONTROL CAR

(51) International classification	:G01P 11/00
(31) Priority Document No	:NA
(32) Priority Date	:NA
(33) Name of priority country	:NA
(86) International Application No	:NA
Filing Date	:NA
(87) International Publication No	:N/A
(61) Patent of Addition to Application Number	:NA
Filing Date	:NA
(62) Divisional to Application Number	:NA
Filing Date	:NA

(71)**Name of Applicant :**
1)ADITYA RAJAN PAWAR
Address of Applicant :D-8/0:3; SAI KRUPA CHS, SECTOR-23, JUI NAGAR, NAVI MUMBAI-400706 Maharashtra India
(72)**Name of Inventor :**
1)ADITYA RAJAN PAWAR

(57) Abstract :
From the present invention, the designed system would help to reduce the rate of the accidents as well as the number of deaths. This system get controlled with the help of the bar codes and the sensors. The following charts give some idea about the maximum speed of the car on a particular road. As the maximum speed of the vehicle differ by width of the road, in short the maximum speed of the vehicle is directly proportional to the width of the road. The type of road is differentiated with its width. TYPES OF ROAD SPEED (in km/h) of LIGHT HEAVY VEHICLES VEHICLES BIKE CARS BUS TRUCK Freeways 80 100 100 100 Expressways 80 100 80 80 Highways 70 80 65 65 Arterials 50 55 45 45 Local streets 40 50 30 30 Collector streets 40 50 30 30 This type of system cannot be installed in the emergency government vehicles like AMBULANCE, POLICE VAN AND FIRE BRIGADE, etc.

No. of Pages : 13 No. of Claims : 3

(12) PATENT APPLICATION PUBLICATION
(21) Application No.3164/MUM/2012 A
(19) INDIA
(22) Date of filing of Application :31/10/2012
(43) Publication Date : 23/05/2014

(54) Title of the invention : METHOD FOR MANUFACTURING HIGH STRENGTH COLD ROLLED STEEL SHEET HAVING EXCELLENT WORKABILITY

(51) International classification	:C22C38/38, C21D9/46
(31) Priority Document No	:2012-100460
(32) Priority Date	:25/04/2012
(33) Name of priority country	:Japan
(86) International Application No	:NA
Filing Date	:NA
(87) International Publication No	: NA
(61) Patent of Addition to Application Number	:NA
Filing Date	:NA
(62) Divisional to Application Number	:NA
Filing Date	:NA

(71)**Name of Applicant :**
1)JFE STEEL CORPORATION
Address of Applicant :2-3 Uchisaiwai-cho 2-chome Chiyoda-ku Tokyo 100-0011 Japan.
(72)**Name of Inventor :**
1)SENDA Kunihiro
2)KAWABE Hidetaka
3)YOKOTA Takeshi

(57) Abstract :
A high strength cold rolled steel sheet having excellent workability, in particular, excellent shape-fixability and total elongation in press-forming process, is made from a steel slab having a component composition including by mass%: C: 0.05% to 0.12% (inclusive of 0.05% and 0.12%); Si: 0.5% or less; Mn: 2.0% to 4.0% (inclusive of 2.0% and 4.0%); Ti: 0.005% to 0.06% (inclusive of 0.005% and 0.06%); Nb: 0.005% to 0.08% (inclusive of 0.005% and 0.08%); Al: 0.1% or less; the balance being Fe and unavoidable impurities. In a series of the manufacturing process, the continuous annealing includes a heating stage performed at an average heating rate V1 of 0.3 ºC/s to 8ºC/s in a temperature range from 700ºC to a steel sheet temperature T1 (ºC) obtained from a formula: T1 = 0.98TM, where TM represents a maximum end-point temperature (ºC) of the steel sheet in the continuous annealing, and falls within a range of not less than Ac1 point to less than Ac3 point.

No. of Pages : 29 No. of Claims : 4

(12) PATENT APPLICATION PUBLICATION
(19) INDIA
(22) Date of filing of Application :01/07/2009
(21) Application No.1548/MUM/2009 A
(43) Publication Date : 23/05/2014

(54) Title of the invention : SPIN-IMPARTING MEMBER, FEED VALVE, DEVICE, AND METHOD FOR DEGASSING LIQUIDS

(51) International classification	:B01D19/00
(31) Priority Document No	:10 2008 031 446.3
(32) Priority Date	:04/07/2008
(33) Name of priority country	:Germany
(86) International Application No	:NA
Filing Date	:NA
(87) International Publication No	: NA
(61) Patent of Addition to Application Number	:NA
Filing Date	:NA
(62) Divisional to Application Number	:NA
Filing Date	:NA

(71)**Name of Applicant :**
1)KRONES AG
Address of Applicant :BOHMERWALDSTRABE 5, 93073, NEUTRAUBLING, Germany
(72)**Name of Inventor :**
1)RUPERT MEINZINGER
2)ROLAND FEILNER

(57) Abstract :
The invention relates to a spin-imparting member (1) for a feed valve (12) of a degassing device (20) for introducing a liquid into the degassing device (20). Furthermore, a feed valve (12) for introducing a liquid into the degassing device (20) is being proposed. In addition a device (20) for degassing liquids and a method for degassing liquids are being discussed. The spin-imparting member (1) includes at least one flow guide member (8) whereby an angular momentum may be impressed on the liquid flowing through the feed valve (12).

No. of Pages : 30 No. of Claims : 27

(12) PATENT APPLICATION PUBLICATION
(21) Application No.2228/MUM/2012 A
(19) INDIA
(22) Date of filing of Application :01/08/2012
(43) Publication Date : 23/05/2014

(54) Title of the invention : PHARMACEUTICAL COMPOUNDS OF DIPEPTIDYL PEPTIDASE-4 (DPP-4) INHIBITORS AND MEGLITINIDES

(51) International classification	:C07D271/06, C07D417/12, C07D207/32, C07	(71)**Name of Applicant :** **1)CIPLA LIMITED** Address of Applicant :MUMBAI CENTRAL, MUMBAI-400 008, MAHARASHTRA.INDIA.
(31) Priority Document No	:NA	(72)**Name of Inventor :**
(32) Priority Date	:NA	**1)RAO, DHARMARAJ RAMACHANDRA**
(33) Name of priority country	:NA	**2)KANKAN, RAJENDRA NARAYANRAO**
(86) International Application No	:NA	**3)GHAGARE, MARUTI**
Filing Date	:NA	**4)KADAM, SWATI ATUL**
(87) International Publication No	:N/A	
(61) Patent of Addition to Application Number	:NA	
Filing Date	:NA	
(62) Divisional to Application Number	:NA	
Filing Date	:NA	

(57) Abstract :
The present invention discloses Pharmaceutical Compounds comprising dipeptidyl peptidase-4 (DPP-4) inhibitor and meglitinides, processes for preparation of the same and their uses as medicaments or in pharmaceutical composition, more particularly for the treatment of Type 2 diabetes. The Pharmaceutical Compound may be a salt, or a crystalline form of a salt or a co-crystal.

No. of Pages : 29 No. of Claims : 17

(12) PATENT APPLICATION PUBLICATION
(19) INDIA
(22) Date of filing of Application :03/04/2013
(21) Application No.627/MUMNP/2013 A
(43) Publication Date : 23/05/2014

(54) Title of the invention : METHOD FOR TREATING LIGNOCELLULOSIC MATERIAL BY IRRADIATING WITH AN ELECTRON BEAM

(51) International classification :C12P7/10
(31) Priority Document No :61/394851
(32) Priority Date :20/10/2010
(33) Name of priority country :U.S.A.
(86) International Application No :PCT/US2011/056782
Filing Date :18/10/2011
(87) International Publication No :WO 2012/054536
(61) Patent of Addition to Application Number :NA
Filing Date :NA
(62) Divisional to Application Number :NA
Filing Date :NA

(71)**Name of Applicant :**
1)XYLECO INC
Address of Applicant :271 Salem St. Unit L Woburn MA 01801 U.S.A.
(72)**Name of Inventor :**
1)MEDOFF Marshall
2)MASTERMAN Thomas

(57) Abstract :
Methods of manufacturing fuels are provided. These methods use often difficult to process lignocellulosic materials for example crop residues and grasses. The methods can be readily practiced on a commercial scale in an economically viable manner in some cases using as feedstocks materials that would otherwise be discarded as waste.

No. of Pages : 40 No. of Claims : 33

(12) PATENT APPLICATION PUBLICATION
(21) Application No.628/MUMNP/2013 A
(19) INDIA
(22) Date of filing of Application :03/04/2013
(43) Publication Date : 23/05/2014

(54) Title of the invention : CLICK ON DECORATIVE ELEMENTS

(51) International classification :E04F19/04
(31) Priority Document No :NA
(32) Priority Date :NA
(33) Name of priority country :NA
(86) International Application No :PCT/CA2010/001571
Filing Date :01/10/2010
(87) International Publication No :WO 2012/040811
(61) Patent of Addition to Application Number :NA
Filing Date :NA
(62) Divisional to Application Number :NA
Filing Date :NA

(71)**Name of Applicant :**
1)SYSTEMES NUCO INC./NUCO SYSTEMS INC.
Address of Applicant :2 Croissant Lo Paul Desrosiers Notre Dame de lIle Perrot Qubec J7V 7P2 Canada Canada
(72)**Name of Inventor :**
1)BERGEVIN Louis
2)LAJEUNESSE Annie
3)BERGEVIN Yvan

(57) Abstract :
The present document describes a surface mounting element for receiving a decorative element comprising: a portion for fixedly interfacing with said surface; and a mating connector for releasably connecting to a corresponding mating connector of the decorative element. The present document also describes a decorative element a decorative adjustment element decorative assembly kit and a decorative frame assembly and any combinations thereof.

No. of Pages : 29 No. of Claims : 15

(12) PATENT APPLICATION PUBLICATION
(19) INDIA
(22) Date of filing of Application :05/12/2012
(21) Application No.3444/MUM/2012 A
(43) Publication Date : 23/05/2014

(54) Title of the invention : INFORMATION PROCESSING DEVICE, INFORMATION PROCESSING METHOD, AND COMPUTER PROGRAM

(51) International classification	:G06T7/20, G06T13/80
(31) Priority Document No	:2012005327
(32) Priority Date	:13/01/2012
(33) Name of priority country	:Japan
(86) International Application No	:NA
Filing Date	:NA
(87) International Publication No	: NA
(61) Patent of Addition to Application Number	:NA
Filing Date	:NA
(62) Divisional to Application Number	:NA
Filing Date	:NA

(71)**Name of Applicant :**
1)SONY CORPORATION
Address of Applicant :1-7-1 Konan Minato-ku Tokyo Japan
(72)**Name of Inventor :**
1)YUSUKE SAKAI

(57) Abstract :
An information processing device includes a display unit; an object image obtaining unit configured to obtain images of objects to be displayed on the screen of the display unit; a real size obtaining unit configured to obtain information related to the real size of the objects to be displayed on the screen of the display unit; and a calculating unit configured to process the images of the objects based on the real size of the objects obtained by the real size obtaining unit.

No. of Pages : 153 No. of Claims : 7

(12) PATENT APPLICATION PUBLICATION
(19) INDIA
(22) Date of filing of Application :29/09/2011
(21) Application No.2752/MUM/2011 A
(43) Publication Date : 23/05/2014

(54) Title of the invention : A SYSTEM FOR COOLING USING ENGINE EXHAUST HEAT

(51) International classification	:F01N 3/05
(31) Priority Document No	:NA
(32) Priority Date	:NA
(33) Name of priority country	:NA
(86) International Application No	:NA
Filing Date	:NA
(87) International Publication No	:N/A
(61) Patent of Addition to Application Number	:NA
Filing Date	:NA
(62) Divisional to Application Number	:NA
Filing Date	:NA

(71)**Name of Applicant :**
1)DR. GAJANAN V. PARISHWAD
Address of Applicant :GOVERNMENT COLLEGE OF ENGINEERING, SHIVAJINAGAR, PUNE 411 005,MAHARASHTRA, INDIA.
2)MR. HARISH TIWARI
(72)**Name of Inventor :**
1)DR. GAJANAN V. PARISHWAD
2)MR. HARISH TIWARI

(57) Abstract :
A system for cooling using engine exhaust heat, said system comprises input means adapted to receive exhaust gas from said engine; first adsorber adapted to receive exhaust gas from said input means, said receiving being controlled by a first valve, being a selector valve, said adsorber being a shell and tube heat exchanger such that said exhaust gas passes through said tubes and refrigerant adapted to be compressed in said shell of said heat exchanger, wherein, adsorbing material of said first adsorber is heated upon receipt of said exhaust gas thereby making refrigerant to come out of said adsorbing material; second adsorber adapted to receive exhaust gas from said input means, said receiving being controlled by a second valve, being a second selector valve, said adsorber being a shell and tube heat exchanger such that said exhaust gas passes through said tubes and refrigerant adapted to be compressed in said shell of said heat exchanger, wherein, adsorbing material of said first adsorber is heated upon receipt of said exhaust gas thereby making refrigerant to come out of said adsorbing material; first air cooled condenser coil placed in series with said first adsorber; second air cooled condenser coil placed in serried with said second adsorber; first evaporator adapted to be connected in serried with said first air cooled condenser; second evaporator adapted to be connected in serried with said second air cooled condenser: and cooling coil with fan and water pump in order to circulate cold water in said cooling coil, wherein said fan from one side is adapted to supply cold air to a cabin of vehicle, and further wherein, said water pump is adapted to pump water from and back to a water tank and said cooling coils, a first control valve engages first adsorber in series with first condenser coil and first evaporator and a second control valve engages second adsorber in series with second condenser coil and second evaporator.

No. of Pages : 24 No. of Claims : 20

(12) PATENT APPLICATION PUBLICATION
(21) Application No.778/MUM/2011 A
(19) INDIA
(22) Date of filing of Application :18/03/2011
(43) Publication Date : 23/05/2014

(54) Title of the invention : AN IMPROVED ELECTRIC DRIVE FOR A HYBRID SYSTEM

(51) International classification	:B60K6/445, B60W30/18	(71)**Name of Applicant :**
(31) Priority Document No	:NA	**1)TATA MOTORS LIMITED**
(32) Priority Date	:NA	Address of Applicant :BOMBAY HOUSE, 24 HOMI MODY STREET, MUMBAI-400001, MAHARASHTRA, INDIA
(33) Name of priority country	:NA	(72)**Name of Inventor :**
(86) International Application No	:NA	**1)JANARDHANAN VENKATAPATHI**
Filing Date	:NA	
(87) International Publication No	: NA	
(61) Patent of Addition to Application Number	:NA	
Filing Date	:NA	
(62) Divisional to Application Number	:NA	
Filing Date	:NA	

(57) Abstract :
An automated manual / automatic transmission with at least one planetary gear system, at least one electric motor/generator and at least one lock up clutch is described. The engine is operated in an efficient region by the assistance of planetary system and motor generator.

No. of Pages : 14 No. of Claims : 6

(12) PATENT APPLICATION PUBLICATION
(19) INDIA
(22) Date of filing of Application :02/04/2013
(21) Application No.605/MUMNP/2013 A
(43) Publication Date : 23/05/2014

(54) Title of the invention : FRICTION MATERIAL

(51) International classification :C09K3/14,F16D69/02
(31) Priority Document No :2010243106
(32) Priority Date :29/10/2010
(33) Name of priority country :Japan
(86) International Application No :PCT/JP2011/006051
Filing Date :28/10/2011
(87) International Publication No :WO 2012/056716
(61) Patent of Addition to Application Number :NA
Filing Date :NA
(62) Divisional to Application Number :NA
Filing Date :NA

(71)**Name of Applicant :**
1)NISSHINBO BRAKE INC.
Address of Applicant :31 11 Nihonbashi Ningyocho 2 chome Chuo ku Tokyo 1038650 Japan
(72)**Name of Inventor :**
1)KIMURA Eiji
2)TAKEUCHI Kazuhiro

(57) Abstract :
This friction material including the silicone rubber particles as the friction modifier inhibits fall off and dislocation of the silicone rubber particles from the friction surface to provide effective abrasive resistance. For the friction material including the fiber base material the binder the abrasive material and the friction modifier the silane coupling agent dispersed silicone rubber particles in which the silane coupling agent is dispersed can be used as the friction modifier.

No. of Pages : 17 No. of Claims : 5

(12) PATENT APPLICATION PUBLICATION
(21) Application No.606/MUMNP/2013 A
(19) INDIA
(22) Date of filing of Application :02/04/2013
(43) Publication Date : 23/05/2014

(54) Title of the invention : WETTED TYPE CALIBRATOR FOR MANUFACTURING WINDOW FRAME AND MANUFACTURING DEVICE INCLUDING THE CALIBRATOR

(51) International classification :B29C47/90,B29C47/88
(31) Priority Document No :1020100105308
(32) Priority Date :27/10/2010
(33) Name of priority country :Republic of Korea
(86) International Application No :PCT/KR2011/008067
Filing Date :27/10/2011
(87) International Publication No :WO 2012/057538
(61) Patent of Addition to Application Number :NA
Filing Date :NA
(62) Divisional to Application Number :NA
Filing Date :NA

(71)**Name of Applicant :**
1)LG HAUSYS LTD.
Address of Applicant :20 Yoido dong Youngdungpo gu Seoul 150 721 Republic of Korea
(72)**Name of Inventor :**
1)KIM Jeong Hyeon

(57) Abstract :
Disclosed is a wetted type calibrator for manufacturing a window frame and a manufactruing device including the same in which an intensive cooling system having the wetted type calibrator including multiple disk parts is disposed at a next process of an extrusion molding process so as to enhance cooling effect. The wetted type calibrator for manufacturing the window frame includes a houwing which accommdates a desired amount of water therein; and a calibrator assembly which is disposed in the housing so that an extruded product formed of a synthetic resin material is passed therethrough. The apparatus for manufacturing the window frame includes an extruder in which functions to a raw mater injected through a hopper is heated and melted in a heating cylinder having a heater and then the melted material is extruded by rotation of a screw; an extrusion die by which the gel state material supplied through the extruder is formed into a desired shape; a wetted type calibrator which forms a profile shape of the product passed through the extrusion die and also forms the product having a precise dimension and shape; a water tank which cools the extruded product passed through the wetted type calibrator; an extracting device which pulls the extruded product passed through the water tank with constant foce; and a cutting device which cuts the extruded product in a desired size.

No. of Pages : 20 No. of Claims : 13

(12) PATENT APPLICATION PUBLICATION
(21) Application No.2222/MUM/2012 A
(19) INDIA
(22) Date of filing of Application :01/08/2012
(43) Publication Date : 23/05/2014

(54) Title of the invention : BILAYER PHARMACEUTICAL COMPOSITIONS OF NAPROXEN

(51) International classification	:A61K31/4045, A61P25/06, A61K31/192, A61	(71)**Name of Applicant :** **1)CADILA HEALTHCARE LIMITED** Address of Applicant :SARKHEJ-BAVLA N.H. NO. 8A, MORAIYA, TAL.SANAND, DIST AHMEDABAD-382210,GUJRAT,INDIA
(31) Priority Document No	:NA	
(32) Priority Date	:NA	(72)**Name of Inventor :**
(33) Name of priority country	:NA	**1)KANNAN MUTHAIYYAN ESAKKIMUTHU**
(86) International Application No	:NA	**2)MISTRY GAURAV NAVINBHAI**
Filing Date	:NA	**3)MISTRY PRITESHKUMAR CHADRAKANT**
(87) International Publication No	:N/A	
(61) Patent of Addition to Application Number	:NA	
Filing Date	:NA	
(62) Divisional to Application Number	:NA	
Filing Date	:NA	

(57) Abstract :
The present invention is related to a bilayer pharmaceutical composition comprising naproxen or a pharmaceutical acceptable salt thereof. The present invention is particularly related to a bilayer pharmaceutical composition comprising an immediate release component and a controlled release component of naproxen or a pharmaceutical acceptable salt thereof and the process for preparation thereof. Moreover, the present invention is related to the treatment of rheumatoid arthritis, oesteoarthritis, ankylosing spondylitis, pain, primary dysmenorrhoea, acute tendinitis, bursitis and acute gout.

No. of Pages : 27 No. of Claims : 9

(12) PATENT APPLICATION PUBLICATION
(19) INDIA
(22) Date of filing of Application :11/12/2012
(21) Application No.3490/MUM/2012 A
(43) Publication Date : 23/05/2014

(54) Title of the invention : CONICAL NIB AND WRITING INSTRUMENT USING THE SAME

(51) International classification	:B43K1/00, B43K 8/04
(31) Priority Document No	:2011-274220
(32) Priority Date	:15/12/2011
(33) Name of priority country	:Japan
(86) International Application No	:NA
Filing Date	:NA
(87) International Publication No	: NA
(61) Patent of Addition to Application Number	:NA
Filing Date	:NA
(62) Divisional to Application Number	:NA
Filing Date	:NA

(71)**Name of Applicant :**
1)SHIZUO YAMANAKA
Address of Applicant :4-15-33-904, SHIMO-RENJAKU, MITAKA-SHI, TOKYO, JAPAN
(72)**Name of Inventor :**
1)SHIZUO YAMANAKA

(57) Abstract :
A nib, among other parts which constitute a writing instrument, is made of a synthetic resin material in which engineering plastic is used. An ink supply wick includes a wick cover. An outer shape of a wick cover is determined such that it is attached to an outer periphery of the ink supply wick between the nib and the ink supply wick and is made to closely adhere to an inner periphery of the nib at least at the tip of the nib. A space between the nib and the ink supply wick is filled with the wick cover. The nib is made of a synthetic resin material in which engineering plastic is used. Therefore, the nib wear resistant and duration of the nib or the writing instrument can be extended.

No. of Pages : 51 No. of Claims : 5

(12) PATENT APPLICATION PUBLICATION
(21) Application No.2203/MUM/2012 A
(19) INDIA
(22) Date of filing of Application :01/08/2012
(43) Publication Date : 23/05/2014

(54) Title of the invention : AN AMORPHOUS VILAZODONE HYDROCHLORIDE AND PROCESSES FOR PREPARING SAME

(51) International classification	:C07D405/12, A61K31/4045
(31) Priority Document No	:NA
(32) Priority Date	:NA
(33) Name of priority country	:NA
(86) International Application No	:NA
Filing Date	:NA
(87) International Publication No	:N/A
(61) Patent of Addition to Application Number	:NA
Filing Date	:NA
(62) Divisional to Application Number	:NA
Filing Date	:NA

(71)**Name of Applicant :**
1)ENALTEC LABS PRIVATE LIMITED.
Address of Applicant :17TH FLOOR, KESAR SOLITAIRE, PLOT NO.5 SECTOR-19,SANPADA, NAVI MUMBAI MAHARASHTRA, INDIA. PIN CODE:400705 Maharashtra India
(72)**Name of Inventor :**
1)BOBBA VENKATA SIVAKUMAR
2)KODALI ESWARA RAO
3)GIRISH BANSILAL PATEL
4)SANJAY DASHRATH VAIDYA
5)ALOK PRAMOD TRIPATHI

(57) Abstract :
The present invention provided a process of preparing amorphous form of vilazodone hydrochloride from crystalline vilazodone hydrochloride by a simple precipitation process.

No. of Pages : 9 No. of Claims : 8

(12) PATENT APPLICATION PUBLICATION
(21) Application No.2388/MUM/2011 A
(19) INDIA
(22) Date of filing of Application :25/08/2011
(43) Publication Date : 23/05/2014

(54) Title of the invention : AXIAL BRICK MAKING MACHINE WITH REVERSABLE DOUBLE/MULTIPLE MOULD

(51) International classification :B28B 3/00
(31) Priority Document No :N/A
(32) Priority Date :25/08/2011
(33) Name of priority country :India
(86) International Application No :NA
Filing Date :NA
(87) International Publication No : NA
(61) Patent of Addition to Application Number :NA
Filing Date :NA
(62) Divisional to Application Number :NA
Filing Date :NA

(71)**Name of Applicant :**
1)Anand Matukdhari Pandey
Address of Applicant :B-1 PRASAD RESIDENCY SOMNATH NAGAR WADGAON SHERI PUNE-411014 Maharashtra India
(72)**Name of Inventor :**
1)Anand Matukdhari Pandey

(57) Abstract :
A new design of machine for manufacturing of flyash Bricks with Double/Multiple reversable Mould. The press is a two table press having Axial motion with each table having one set of Double/multiple reversable mould. Typically the machine has a pair of such mould.

No. of Pages : 8 No. of Claims : 7

(12) PATENT APPLICATION PUBLICATION
(21) Application No.2701/MUM/2011 A
(19) INDIA
(22) Date of filing of Application :23/09/2011
(43) Publication Date : 23/05/2014

(54) Title of the invention : A FREQUENCY IN AGRICULTURAL SECTOR WORKING ON SOLAR ENERGY INPUT, ANY AVAILABLE INPUT EXISTED IN AVAILABLE,ESTABLISHED/IMPLEMENTED LOCATION.

(51) International classification :G01V 3/15
(31) Priority Document No :NA
(32) Priority Date :NA
(33) Name of priority country :NA
(86) International Application No :NA
Filing Date :NA
(87) International Publication No :N/A
(61) Patent of Addition to Application Number :NA
Filing Date :NA
(62) Divisional to Application Number :NA
Filing Date :NA

(71)**Name of Applicant :**
1)AMOL R. KADAM
Address of Applicant :PLOT NO.5, NALAWADE COLONY, PRATIBHA NAGAR, KOLHAPUR, MAHARASHTRA 416008 Maharashtra India
2)CHANDRAKANT GANPATRAO PATIL
(72)**Name of Inventor :**
1)AMOL R. KADAM
2)CHANDRAKANT GANPATRAO PATIL

(57) Abstract :
The present invention relates to agriculture etc with wide range of invented specified sound and electromagnetic spectrum to control growth of variant insects, microorganisms, pests without using insecticides, pesticides or any chemical to maintain or increase crops productivity endeavoring to reduce chemical toxicity in vegetable, fruits, crops and also to increase productivity and making yield cost effective with said and unsaid means.

No. of Pages : 20 No. of Claims : 8

(12) PATENT APPLICATION PUBLICATION
(21) Application No.3409/MUM/2012 A
(19) INDIA
(22) Date of filing of Application :30/11/2012
(43) Publication Date : 23/05/2014

(54) Title of the invention : METHOD AND DEVICE FOR LIMITING THE DEGASSING OF TRITIATED WASTE ISSUED FROM THE NUCLEAR INDUSTRY

(51) International classification	:B01J8/00, G21F9/22	(71)**Name of Applicant :**
(31) Priority Document No	:11/61500	**1)COMMISSARIAT A L'ENERGIE ATOMIQUE ET AUX ENERGIES ALTERNATIVES**
(32) Priority Date	:12/12/2011	Address of Applicant :25 RUE LEBLANC - BATIMENT LE PONANT D F-75015 PARIS, FRANCE
(33) Name of priority country	:France	(72)**Name of Inventor :**
(86) International Application No	:NA	**1)LEEBVRE XAVIER**
Filing Date	:NA	**2)LIGER KARINE**
(87) International Publication No	: NA	**3)TROULAY MICHELE**
(61) Patent of Addition to Application Number	:NA	
Filing Date	:NA	
(62) Divisional to Application Number	:NA	
Filing Date	:NA	

(57) Abstract :
The subject matter of the present invention is in particular a method for reducing the amount of tritiated hydrogen (T2 or HT) and/or tritiated water (HTO or T20) generated by at least one package including at least one piece of tritiated waste (5) from the nuclear industry, the method being characterized by including the following steps: - placing the package in contact with a mixture (2) including manganese dioxide (Mn02) combined with a component comprising silver; - placing the package in contact with at least one molecular sieve (1). The subject matter of the present invention is also a device for reducing the amount of tritiated hydrogen. Ref.

No. of Pages : 26 No. of Claims : 30

(12) PATENT APPLICATION PUBLICATION
(19) INDIA
(22) Date of filing of Application :11/12/2012
(21) Application No.10339/CHENP/2012 A
(43) Publication Date : 23/05/2014

(54) Title of the invention : VARIABLE CAPACITANCE SENSORS AND METHODS OF MAKING THE SAME

(51) International classification :G01N27/22
(31) Priority Document No :61/354843
(32) Priority Date :15/06/2010
(33) Name of priority country :U.S.A.
(86) International Application No :PCT/US2011/038844
Filing Date :02/06/2011
(87) International Publication No :WO 2011/159480
(61) Patent of Addition to Application Number :NA
Filing Date :NA
(62) Divisional to Application Number :NA
Filing Date :NA

(71)**Name of Applicant :**
1)3M INNOVATIVE PROPERTIES COMPANY
Address of Applicant :3M Center Post Office Box 33427 Saint Paul Minnesota 55133 3427 U.S.A.
(72)**Name of Inventor :**
1)GRYSKA Stefan H.
2)PALAZZOTTO Michael C.

(57) Abstract :
A variable capacitance sensor includes a first conductive electrode comprising electrically interconnected first conductive sheets; a second conductive electrode comprising electrically interconnected second conductive sheets wherein the first conductive sheets are at least partially interleaved with the second conductive sheets and wherein the second conductive electrode is electrically insulated from the first conductive electrode; and microporous dielectric material at least partially disposed between and contacting the first conductive sheets and the second conductive sheets. A method of making a variable capacitance sensor by replacing ceramic in a ceramic capacitor with a microporous material is also disclosed.

No. of Pages : 18 No. of Claims : 9

(12) PATENT APPLICATION PUBLICATION
(19) INDIA
(22) Date of filing of Application :11/12/2012
(21) Application No.10340/CHENP/2012 A
(43) Publication Date : 23/05/2014

(54) Title of the invention : NAVIGATION APPARATUS AND MOBILE DATA TERMINAL

(51) International classification :G01C21/00,G09B29/00,G09B29/10
(31) Priority Document No :NA
(32) Priority Date :NA
(33) Name of priority country:NA
(86) International Application No :PCT/JP2010/005963
Filing Date :05/10/2010
(87) International Publication No :WO 2012/046268
(61) Patent of Addition to Application Number :NA
Filing Date :NA
(62) Divisional to Application Number :NA
Filing Date :NA

(71)**Name of Applicant :**
1)Mitsubishi Electric Corporation
Address of Applicant :7 3 Marunouchi 2 chome Chiyoda ku Tokyo 1008310 Japan
(72)**Name of Inventor :**
1)WAKAYANAGI Haruhiko
2)SHIMOTANI Mitsuo

(57) Abstract :
On the basis of information relating to a map display which is received from a portable information terminal (2) via a short range wireless communications unit (9) map display content of the portable information terminal (2) is displayed on a liquid crystal monitor (14) of a vehicle onboard information system (1) in a map display orientation of the portable information terminal (2).

No. of Pages : 65 No. of Claims : 18

(12) PATENT APPLICATION PUBLICATION
(19) INDIA
(22) Date of filing of Application :11/12/2012
(21) Application No.10341/CHENP/2012 A
(43) Publication Date : 23/05/2014

(54) Title of the invention : FUEL FILTRATION DEVICE

(51) International classification :F02M37/22,B01D35/02,F02M37/00
(31) Priority Document No :2010-144474
(32) Priority Date :25/06/2010
(33) Name of priority country :Japan
(86) International Application No :PCT/JP2011/063144
Filing Date :08/06/2011
(87) International Publication No :WO 2011/162103 A1
(61) Patent of Addition to Application Number :NA
Filing Date :NA
(62) Divisional to Application Number :NA
Filing Date :NA

(71)**Name of Applicant :**
1)HONDA MOTOR CO. LTD.
Address of Applicant :1 1 Minami Aoyama 2 chome Minato ku Tokyo 1078556 Japan
(72)**Name of Inventor :**
1)ITO Atsushi
2)ISHII Tsubasa
3)ANDO Hideaki
4)UMEBAYASHI Fujio
5)TODA Junichi
6)KINOSHITA Keita
7)OTO Hiroaki

(57) Abstract :
A fuel filtration device is configured in such a manner that a filter assembly having first filtration layers is provided in a fuel flow path which leads from the inside of a fuel tank through a fuel pump to a fuel consumption means and also in such a manner that in second filtration layers which form at least some of the first filtration layers the finest filtration layer is disposed at the downstream most position. An aggregation promotion section (24A) for promoting the aggregation of dust in fuel by changing the direction or the speed of flow of the fuel is provided to the filter assembly (20A) so that the aggregation of the dust in the fuel is promoted on the upstream side of at least the filtration layer (22A) which is the second finest filtration layer among the second filtration layers (21A 22A 23A). The configuration improves the durability of the fuel filtration device.

No. of Pages : 39 No. of Claims : 11

(12) PATENT APPLICATION PUBLICATION
(19) INDIA
(22) Date of filing of Application :11/12/2012
(21) Application No.10342/CHENP/2012 A
(43) Publication Date : 23/05/2014

(54) Title of the invention : DRIVE DEVICE FOR HYBRID VEHICLE

(51) International classification :B60W10/06,B60K6/48,B60K6/547
(31) Priority Document No :2010-136541
(32) Priority Date :15/06/2010
(33) Name of priority country :Japan
(86) International Application No :PCT/JP2011/063744
Filing Date :15/06/2011
(87) International Publication No :WO 2011/158882 A1
(61) Patent of Addition to Application Number :NA
Filing Date :NA
(62) Divisional to Application Number :NA
Filing Date :NA

(71)**Name of Applicant :**
1)HONDA MOTOR CO. LTD.
Address of Applicant :1 1 Minami Aoyama 2 chome Minato ku Tokyo 1078556 Japan
(72)**Name of Inventor :**
1)KURODA Shigetaka
2)HAGIHARA Atsushi
3)ISEGAWA Hiroyuki

(57) Abstract :
Disclosed is a drive device that is for a hybrid vehicle and that can increase both quick responsiveness and fuel efficiency. The drive device (1) that is for a hybrid vehicle is provided with an idling operation necessity determination unit that determines the necessity of an idling operation of an engine (6) when the requested drive force of the vehicle is less than the drive force of the idling operation of the engine (6). When the idling operation has been determined to be unnecessary by the idling operation necessity determination unit a first clutch (42) and a second clutch (42) are disconnected and driving is possible in EV driving and when the idling operation has been determined to be necessary by the idling operation necessity determination unit the engine (6) is operated in the idling operation and at least one of the first clutch (42) and the second clutch (42) is connected.

No. of Pages : 78 No. of Claims : 10

(12) PATENT APPLICATION PUBLICATION
(19) INDIA
(22) Date of filing of Application :11/12/2012
(21) Application No.10343/CHENP/2012 A
(43) Publication Date : 23/05/2014

(54) Title of the invention : COMPOSITE MAGNESIUM HYDROXIDE METHOD FOR PRODUCING SAME AND ADSORBENT

(51) International classification :C01G3/00,B01D53/38,B01D53/40
(31) Priority Document No :2010-136148
(32) Priority Date :15/06/2010
(33) Name of priority country :Japan
(86) International Application No :PCT/JP2011/062874
Filing Date :31/05/2011
(87) International Publication No :WO 2011/158675 A1
(61) Patent of Addition to Application Number :NA
Filing Date :NA
(62) Divisional to Application Number :NA
Filing Date :NA

(71)**Name of Applicant :**
1)KYOWA CHEMICAL INDUSTRY CO. LTD.
Address of Applicant :305 Yashimanishimachi Takamatsu shi Kagawa 7610113 Japan
(72)**Name of Inventor :**
1)TACHIFUJI Tomoko

(57) Abstract :
Provided is a composite magnesium hydroxide containing a carbonic acid group and having a high BET specific surface area. Also provided are a method for producing said composite magnesium hydroxide and an adsorbent. Specifically provided is a composite magnesium hydroxide represented by MgM(OH)(CO)·mHO (1) and having a BET specific surface area of 100 to 400 m/g. (In the formula (1) M represents at least one divalent metal ion selected from among Zn Cu Ni Co Ca Mn Fe and Ba and x y and m fulfill the following conditions: 0<x=0.5 0.02=y=0.7 and 0=m=1.) Also provided are a method for producing the aforementioned composite magnesium hydroxide and an adsorbent.

No. of Pages : 27 No. of Claims : 12

(12) PATENT APPLICATION PUBLICATION
(21) Application No.10430/CHENP/2012 A
(19) INDIA
(22) Date of filing of Application :14/12/2012
(43) Publication Date : 23/05/2014

(54) Title of the invention : EXTERNAL BOOT DEVICE EXTERNAL BOOT METHOD INFORMATION PROCESSING DEVICE AND NETWORK COMMUNICATION SYSTEM

(51) International classification :G06F9/445,G06F21/57
(31) Priority Document No :NA
(32) Priority Date :NA
(33) Name of priority country :NA
(86) International Application No :PCT/JP2010/058552
Filing Date :20/05/2010
(87) International Publication No :WO 2011/145199
(61) Patent of Addition to Application Number :NA
Filing Date :NA
(62) Divisional to Application Number :NA
Filing Date :NA

(71)**Name of Applicant :**
1)SUGINAKA Junko
Address of Applicant :Toranomon Garden 408 3 10 4 Toranomon Minato ku Tokyo 1050001 Japan
(72)**Name of Inventor :**
1)SUGINAKA Junko
2)FURUKAWA Yoshihisa

(57) Abstract :
An external boot device (2) is provided with storage units (23 and 25) for storing a loader and an extended BIOS for reading the loader; an extended BIOS read processing unit (201) for reading the extended BIOS into RAM (12) of a terminal (1) according to a read request from the system BIOS of the terminal (1); a DMAC (24) for transferring the loader into a boot memory area (120) of the RAM (12) of the terminal (1) by a bus mastering method according to a transfer request from the extended BIOS which has been read into the RAM (12) of the terminal (1); and a DMAC transfer instruction unit (202). As a result even if malware is lurking within the BIOS of the terminal (1) it is possible to achieve settings of a high security environment wherein malware is not allowed to emerge into the usage environment of the terminal (1).

No. of Pages : 69 No. of Claims : 18

(12) PATENT APPLICATION PUBLICATION
(19) INDIA
(22) Date of filing of Application :14/12/2012
(21) Application No.10431/CHENP/2012 A
(43) Publication Date : 23/05/2014

(54) Title of the invention : BEER TASTE DRINK WITH STABILIZED FOAM

(51) International classification :C12C1/18,A23L2/00,A23L2/38
(31) Priority Document No :2010-114999
(32) Priority Date :19/05/2010
(33) Name of priority country :Japan
(86) International Application No :PCT/JP2011/061481
Filing Date :19/05/2011
(87) International Publication No :WO 2011/145671 A1
(61) Patent of Addition to Application Number :NA
Filing Date :NA
(62) Divisional to Application Number :NA
Filing Date :NA

(71)**Name of Applicant :**
1)SUNTORY HOLDINGS LIMITED
Address of Applicant :1 40 Dojimahama 2 chome Kita ku Osaka shi Osaka 5308203 Japan
(72)**Name of Inventor :**
1)UMEZAWA Yusuke
2)KITSUKAWA Mai

(57) Abstract :
Disclosed is a novel means for improving the foam quality especially the foam stability of a beer taste drink. Specifically the extract content derived from barley is controlled to 0.1 2% by weight in a beer taste drink.

No. of Pages : 26 No. of Claims : 15

(12) PATENT APPLICATION PUBLICATION
(19) INDIA
(22) Date of filing of Application :14/12/2012
(21) Application No.10432/CHENP/2012 A
(43) Publication Date : 23/05/2014

(54) Title of the invention : POLYMERIC FLAMEPROOFING AGENT

(51) International classification :C08G64/02,C08G18/46,C08G64/16
(31) Priority Document No :10163576.1
(32) Priority Date :21/05/2010
(33) Name of priority country:EPO
(86) International Application No :PCT/EP2011/058235
Filing Date :20/05/2011
(87) International Publication No :WO 2011/144726
(61) Patent of Addition to Application Number :NA
Filing Date :NA
(62) Divisional to Application Number :NA
Filing Date :NA

(71)**Name of Applicant :**
1)BASF SE
Address of Applicant :67056 Ludwigshafen Germany
(72)**Name of Inventor :**
1)BALBO BLOCK Marco
2)FERBITZ Jens
3)FLECKENSTEIN Christoph
4)CRISTADORO Anna
5)BRUCHMANN Bernd
6)MASSONNE Klemens

(57) Abstract :
The present invention relates to a polycarbonate containing at least one phosphoric group to the use of the polycarbonate as a flameproofing agent to a method for producing a polyurethane in which such a polycarbonate is used and to a polyurethane which can be obtained by such a method.

No. of Pages : 29 No. of Claims : 15

(12) PATENT APPLICATION PUBLICATION
(19) INDIA
(22) Date of filing of Application :14/12/2012

(21) Application No.10433/CHENP/2012 A
(43) Publication Date : 23/05/2014

(54) Title of the invention : NON FERMENTED NON ALCOHOLIC BEER TASTE DRINK HAVING STABILIZED FOAM HEAD

(51) International classification :C12C1/18,A23L2/00,A23L2/38
(31) Priority Document No :2010114999
(32) Priority Date :19/05/2010
(33) Name of priority country :Japan
(86) International Application No :PCT/JP2011/061475
Filing Date :19/05/2011
(87) International Publication No :WO 2011/145670
(61) Patent of Addition to Application Number :NA
Filing Date :NA
(62) Divisional to Application Number :NA
Filing Date :NA

(71)**Name of Applicant :**
1)SUNTORY HOLDINGS LIMITED
Address of Applicant :1 40 Dojimahama 2 chome Kita ku Osaka shi Osaka 5308203 Japan
(72)**Name of Inventor :**
1)UMEZAWA Yusuke
2)KITSUKAWA Mai

(57) Abstract :
Provided is a novel means for improving the foam head qualities in particular foam head stability of a non fermented non alcoholic beer taste drink. More specifically the amount of a barley derived extract component contained in the non fermented non alcoholic beer taste drink is controlled to 0.1 2 wt%.

No. of Pages : 23 No. of Claims : 14

(12) PATENT APPLICATION PUBLICATION
(19) INDIA
(22) Date of filing of Application :14/12/2012
(21) Application No.10434/CHENP/2012 A
(43) Publication Date : 23/05/2014

(54) Title of the invention : PROCESS FOR PRODUCTION OF REPLICA MOLD FOR IMPRINTING USE

(51) International classification :B29C59/02,B29C33/38,H01L21/027
(31) Priority Document No :2010143118
(32) Priority Date :23/06/2010
(33) Name of priority country :Japan
(86) International Application No :PCT/JP2011/003521
Filing Date :21/06/2011
(87) International Publication No :WO 2011/161944
(61) Patent of Addition to Application Number :NA
Filing Date :NA
(62) Divisional to Application Number :NA
Filing Date :NA

(71)**Name of Applicant :**
1)Nippon Soda Co. Ltd.
Address of Applicant :2 1 Ohtemachi 2 chome Chiyoda ku Tokyo 1008165 Japan
(72)**Name of Inventor :**
1)KUMAZAWA Kazuhisa
2)SHIBATA Hiromoto

(57) Abstract :
Disclosed is a process for producing a replica mold for imprinting use which is inexpensive and has good properties including strength and flexibility. The process for producing a replica mold comprises the following steps: (A) applying an organic inorganic composite material onto a base; (B) partially curing the coated surface with heat and/or an electromagnetic beam to produce a base on which a fine concave convex pattern is to be formed; (C) pressing a master mold having a predetermined fine concave convex pattern formed thereon against the base by an imprinting technique to transfer the fine concave convex pattern onto the base; and (D) irradiating the base onto which the pattern has been transferred with an electromagnetic beam to cure the composite material on the base.

No. of Pages : 84 No. of Claims : 8

(12) PATENT APPLICATION PUBLICATION
(21) Application No.10439/CHENP/2012 A
(19) INDIA
(22) Date of filing of Application :14/12/2012
(43) Publication Date : 23/05/2014

(54) Title of the invention : LEVER FITTING TYPE CONNECTOR

(51) International classification :H01R13/629,H01R13/514
(31) Priority Document No :2010-137276
(32) Priority Date :16/06/2010
(33) Name of priority country :Japan
(86) International Application No :PCT/JP2011/063831
Filing Date :16/06/2011
(87) International Publication No :WO 2011/158910 A1
(61) Patent of Addition to Application Number :NA
Filing Date :NA
(62) Divisional to Application Number :NA
Filing Date :NA

(71)**Name of Applicant :**
1)YAZAKI CORPORATION
Address of Applicant :4 28 Mita 1 chome Minato ku Tokyo 1088333 Japan
2)HONDA MOTOR CO. LTD.
(72)**Name of Inventor :**
1)MATSUMURA Kaoru
2)OHTAKA Kazuto
3)HOMMA Hideki
4)MITANI Tetsuya

(57) Abstract :
Provided is a lever fitting type connector wherein the time for connecting a second connector comprised of a plurality of connector segments to a first connector can be reduced; and a compact connector portion of a wire harness can be obtained. A second connector (14) fitted and connected to a first connector (13) by an operation for rotating a fitting operation lever (15) attached to the first connector (13) is configured by combining a main connector segment (31) with a subsidiary connector segment (32). The main connector segment (31) has a lever engagement portion (34) to be engaged with the fitting operation lever (15) when the main connector segment is fitted to an initial fitting position. The main connector segment (31) is shifted from the initial fitting position to a complete fitting position by an operation for rotating the fitting operation lever (15).

No. of Pages : 46 No. of Claims : 3

(12) PATENT APPLICATION PUBLICATION
(19) INDIA
(22) Date of filing of Application :14/12/2012
(21) Application No.10440/CHENP/2012 A
(43) Publication Date : 23/05/2014

(54) Title of the invention : NANOPOROUS FOAMED ACTIVE INGREDIENT CONTAINING PREPARATIONS ON THE BASIS OF PHARMACEUTICALLY ACCEPTABLE THERMOPLASTICALLY PROCESSABLE POLYMERS

(51) International classification :C08J9/12,C08J9/00,A61K9/12
(31) Priority Document No :61/346924
(32) Priority Date :21/05/2010
(33) Name of priority country :U.S.A.
(86) International Application No :PCT/EP2011/058244
Filing Date :20/05/2011
(87) International Publication No :WO 2011/144731
(61) Patent of Addition to Application Number :NA
Filing Date :NA
(62) Divisional to Application Number :NA
Filing Date :NA

(71)**Name of Applicant :**
1)BASF SE
Address of Applicant :67056 Ludwigshafen Germany
(72)**Name of Inventor :**
1)SANDLER Jan Kurt Walter
2)BELLIN Ingo
3)DJURIC Dejan
4)KOLTER Karl
5)RUCKD„SCHEL Holger

(57) Abstract :
The invention relates to a method for producing nanoporous foamed active ingredient containing preparations in which the active ingredient is present embedded in a pharmaceutically acceptable polymer characterized in that in stage a) a polymeric molding compound or a polymer melt is loaded with an expanding agent at a pressure and a temperature at which the expanding agent is in the supercritical state in stage b) a temperature of the loaded polymeric molding compound or melt is controlled to a temperature which is in the range from 40 to +60ºC preferably from 20 to +55ºC and still more preferably from 0 to +50ºC around the glass transition temperature of the unloaded polymeric molding compound and in stage c) the polymeric molding compound or melt which has been loaded in stage a) and the temperature of which has been controlled under pressure in stage b) is depressurized at a depressurization rate in the range from 15 000 to 200 000 MPa/sec.

No. of Pages : 30 No. of Claims : 17

(12) PATENT APPLICATION PUBLICATION
(19) INDIA
(22) Date of filing of Application :14/12/2012
(21) Application No.10441/CHENP/2012 A
(43) Publication Date : 23/05/2014

(54) Title of the invention : NEURAL PROCESSING UNIT

(51) International classification :G06F15/18,G06F9/06,G06N3/06
(31) Priority Document No :61/346441
(32) Priority Date :19/05/2010
(33) Name of priority country :U.S.A.
(86) International Application No :PCT/US2011/022155
Filing Date :21/01/2011
(87) International Publication No :WO 2011/146147
(61) Patent of Addition to Application Number :NA
Filing Date :NA
(62) Divisional to Application Number :NA
Filing Date :NA

(71)**Name of Applicant :**
1)THE REGENTS OF THE UNIVERSITY OF CALIFORNIA
Address of Applicant :1111 Franklin Street 5th Floor Oakland CA 94607 5200 U.S.A.
(72)**Name of Inventor :**
1)PALMER ouglas A.
2)FLOREA Michael

(57) Abstract :
The subject matter disclosed herein provides methods apparatus and articles of manufacture for neural based processing. In one aspect there is provided a method. The method may include reading from a first memory context information stored based on at least one connection value; reading from a second memory an activation value matching the at least one connection value; sending by a first processor the context information and the activation value to at least one of a plurality of microengines to configure the at least one microengine as a neuron; and generating at the at least one microengine a value representative of an output of the neuron. Related apparatus systems methods and articles are also described.

No. of Pages : 42 No. of Claims : 20

(12) PATENT APPLICATION PUBLICATION
(19) INDIA
(22) Date of filing of Application :14/12/2012
(21) Application No.10444/CHENP/2012 A
(43) Publication Date : 23/05/2014

(54) Title of the invention : CABLE TRAY CABLE ROUTING SYSTEM

(51) International classification :H02G3/04,H02G3/06,H02G3/32
(31) Priority Document No :61/346205
(32) Priority Date :19/05/2010
(33) Name of priority country :U.S.A.
(86) International Application No :PCT/US2011/036923
Filing Date :18/05/2011
(87) International Publication No:WO 2011/146565
(61) Patent of Addition to Application Number :NA
Filing Date :NA
(62) Divisional to Application Number :NA
Filing Date :NA

(71)**Name of Applicant :**
1)PANDUIT CORP.
Address of Applicant :18900 Panduit Drive Tinley Park IL 60487 U.S.A.
(72)**Name of Inventor :**
1)DAVIS David R.
2)BROUWER Shaun P.
3)WASZAK Dennis J.
4)RAMEY Samuel C.
5)HARTMAN Scott R.
6)NICOLI Robert

(57) Abstract :
A cable routing system fonned from a tray with a plurality of transverse wires and a plurality of longitudinal wires. The transverse wires form a generally flat top portion with downwardly extending sidewalls. The longitudinal wires are positioned underneath the top portion side longitudinal wires are positioned adjacent the downwardly extending sidewalls and bottom longitudinal wires are positioned at an end of each of the downwardly extending sidewalls. The transverse wires and the longitudinal wires form a grid with a plurality of openings for routing a plurality of cables. The cable routing system also includes a sidewall removablely secured to the tray to retain cables routed thereon and a corner radius device removablely secured to the tray to provide bend radius control to cables routed along intersecting cable trays.

No. of Pages : 117 No. of Claims : 15

(12) PATENT APPLICATION PUBLICATION
(19) INDIA
(22) Date of filing of Application :14/12/2012
(21) Application No.10445/CHENP/2012 A
(43) Publication Date : 23/05/2014

(54) Title of the invention : CABLE TRAY CABLE ROUTING SYSTEM

(51) International classification :H02G3/04,H02G3/06,H02G3/32
(31) Priority Document No :61/346205
(32) Priority Date :19/05/2010
(33) Name of priority country :U.S.A.
(86) International Application No :PCT/US2011/036957
Filing Date :18/05/2011
(87) International Publication No:WO 2011/146588
(61) Patent of Addition to Application Number :NA
Filing Date :NA
(62) Divisional to Application Number :NA
Filing Date :NA

(71)**Name of Applicant :**
1)PANDUIT CORP.
Address of Applicant :18900 Panduit Drive Tinley Park IL 60487 U.S.A.
(72)**Name of Inventor :**
1)BROUWER Shaun P.
2)DAVIS David R.
3)WASZAK Dennis J.
4)RAMEY Samuel C.
5)HARTMAN Scott R.
6)NICOLI Robert

(57) Abstract :
The present invention is directed to a wall mount bracket that supports a cable tray in a cable routing system. The wall mount bracket includes a back wall and a sidewall. The back wall has a top a bottom sides and mounting holes positioned therebetween. The sidewall extends outwardly from one side of the back wall. The longitudinal wires of the cable tray are positioned on the sidewall of the wall mount bracket. The sidewall also has a distal end with an engaging member that receives a bottom longitudinal wire of the sidewall of the cable tray.

No. of Pages : 116 No. of Claims : 12

(12) PATENT APPLICATION PUBLICATION
(21) Application No.10201/CHENP/2012 A
(19) INDIA
(22) Date of filing of Application :05/12/2012
(43) Publication Date : 23/05/2014

(54) Title of the invention : THERMOPLASTIC POLYURETHANE COMPRISING GLYCEROL ESTERIFIED WITH AT LEAST ONE ALIPHATIC CARBOXYLIC ACID AS PLASTICIZER

(51) International classification :C08K5/103,C08L75/08
(31) Priority Document No :10162406.2
(32) Priority Date :10/05/2010
(33) Name of priority country :EPO
(86) International Application No :PCT/EP2011/057389
Filing Date :09/05/2011
(87) International Publication No :WO 2011/141408 A2
(61) Patent of Addition to Application Number :NA
Filing Date :NA
(62) Divisional to Application Number :NA
Filing Date :NA

(71)**Name of Applicant :**
1)BASF SE
Address of Applicant :67056 Ludwigshafen Germany
(72)**Name of Inventor :**
1)PRISSOK Frank
2)DUWENHORST Jrn
3)KAMM Andre

(57) Abstract :
The invention provides a thermoplastic polyurethane having at least one plasticizer with at least one first plasticizer (i) being based on a glycerol and at least one hydroxyl group of the glycerol being esterified with a monocarboxylic acid (ii) which contains 1 2 3 4 5 or 6 carbon atoms more preferably 2 3 or 4 carbon atoms and very preferably 2 carbon atoms. The invention further encompasses a process for preparing the thermoplastic polyurethane having the plasticizer (i) a method for coating products with this thermoplastic polyurethane the use of the thermoplastic polyurethane and the use of plasticizers based on glycerol for thermoplastic polyurethane.

No. of Pages : 19 No. of Claims : 17

(12) PATENT APPLICATION PUBLICATION
(21) Application No.10202/CHENP/2012 A
(19) INDIA
(22) Date of filing of Application :05/12/2012
(43) Publication Date : 23/05/2014

(54) Title of the invention : PROCESS AND APPARATUS FOR MELT SPINNING AND COOLING A MULTIPLICITY OF SYNTHETIC THREADS

(51) International classification :D01D5/092,D01D13/02
(31) Priority Document No :10 2010 020 187.1
(32) Priority Date :11/05/2010
(33) Name of priority country :Germany
(86) International Application No :PCT/EP2011/057431
Filing Date :09/05/2011
(87) International Publication No :WO 2011/141427
(61) Patent of Addition to Application Number :NA
Filing Date :NA
(62) Divisional to Application Number :NA
Filing Date :NA

(71)**Name of Applicant :**
1)OERLIKON TEXTILE GMBH & CO. KG
Address of Applicant :Leverkuser Strasse 65 42897 Remscheid Germany
(72)**Name of Inventor :**
1)REICHWEIN Markus
2)SCHULZ Detlev
3)NITSCHKE Roland
4)ENDERS Ulrich
5)SCH„FER Klaus
6)FISCHER Martin

(57) Abstract :
The invention relates to a process and apparatus for melt spinning and cooling a multiplicity of synthetic threads extruded and cooled in groups in a plurality of spinning stations operated side by side. The spinning stations are each supplied with cold air to cool the threads in question which is produced by a conjoint air conditioning system featuring a main blower. To produce more particularly relatively high flow rates to cool the threads the invention provides that an additional blower is used to raise the air pressure of the cold air and to feed the cold air having raised air pressure to at least one of the spinning stations. To perform the process the apparatus of the invention includes at least an additional blower which is disposed downstream of the main blower in the main line or in one of the supply lines.

No. of Pages : 29 No. of Claims : 15

(12) PATENT APPLICATION PUBLICATION
(19) INDIA
(22) Date of filing of Application :05/12/2012

(21) Application No.10203/CHENP/2012 A
(43) Publication Date : 23/05/2014

(54) Title of the invention : COATED PARTICLE AND METHOD FOR PRODUCING COATED PARTICLE

(51) International classification	:A61K9/14,A61K31/167,A61K47/02
(31) Priority Document No	:2010130663
(32) Priority Date	:08/06/2010
(33) Name of priority country	:Japan
(86) International Application No	:PCT/JP2011/062950
Filing Date	:06/06/2011
(87) International Publication No	:WO 2011/155451
(61) Patent of Addition to Application Number	:NA
Filing Date	:NA
(62) Divisional to Application Number	:NA
Filing Date	:NA

(71)**Name of Applicant :**
1)KOBE GAKUIN EDUCATIONAL FOUNDATION
Address of Applicant :518 Arise Ikawadani cho Nishi ku Kobe shi Hyogo 6512180 Japan
2)NIPPON SODA CO. LTD.
(72)**Name of Inventor :**
1)ICHIKAWA Hideki
2)FUKUMORI Yoshinobu
3)ABE Satoru
4)MASUE Yusuke

(57) Abstract :
The present invention relates to a coating particle containing a nuclear particle covered with a coating layer, and in the coating particle, the coating layer is a layer containing hydroxyalkyl cellulose and a binder.

No. of Pages : 18 No. of Claims : 7

(12) PATENT APPLICATION PUBLICATION
(19) INDIA
(22) Date of filing of Application :17/12/2012
(21) Application No.10483/CHENP/2012 A
(43) Publication Date : 23/05/2014

(54) Title of the invention : PROCESS FOR THE GAS PHASE POLYMERIZATION OF OLEFINS

(51) International classification :C08F210/06,C08F2/34,C08F2/00
(31) Priority Document No :10166870.5
(32) Priority Date :22/06/2010
(33) Name of priority country :EPO
(86) International Application No :PCT/EP2011/059625
Filing Date :09/06/2011
(87) International Publication No :WO 2011/160961
(61) Patent of Addition to Application Number :NA
Filing Date :NA
(62) Divisional to Application Number :NA
Filing Date :NA

(71)**Name of Applicant :**
1)BASELL POLIOLEFINE ITALIA SRL
Address of Applicant :Via Pergolesi 25 I 20124 Milano Italy
(72)**Name of Inventor :**
1)BALESTRA Enrico
2)CAPUTO Tiziana
3)MAZZUCCO Antonio
4)RINALDI Riccardo
5)SOFFRITTI Silvia

(57) Abstract :
4848A process for the gas phase copolymerization of: (a)propylene (b) at least one C C a olefin and (c) optionally ethylene the process being carried out in a reactor having two interconnected polymerization zones wherein the growing polymer particles flow through the first of said polymerization zones (riser) under fast fluidization conditions leave said riser and enter the second of said polymerization zones (downcomer) through which they flow downward in a densified form leave said downcomer and are reintroduced into said riser thus establishing a circulation of polymer between the riser and the downcomer the gas mixture present in the riser being at least partially prevented from entering the downcomer by introducing into the upper part of said downcomer a liquid barrier having a composition different from the gaseous mixture present in the riser and comprising at least one C C a olefin in a total amount of from 0.1% to 35% by mol.

No. of Pages : 24 No. of Claims : 10

(12) PATENT APPLICATION PUBLICATION
(19) INDIA
(22) Date of filing of Application :17/12/2012
(21) Application No.10484/CHENP/2012 A
(43) Publication Date : 23/05/2014

(54) Title of the invention : LIQUID NASAL SPRAY CONTAINING LOW DOSE NALTREXONE

(51) International classification	:A61K9/00,A61K31/485,A61K31/55
(31) Priority Document No	:FI2010A000113
(32) Priority Date	:21/05/2010
(33) Name of priority country	:Italy
(86) International Application No	:PCT/EP2011/058284
Filing Date	:20/05/2011
(87) International Publication No	:WO 2011/144746
(61) Patent of Addition to Application Number	:NA
Filing Date	:NA
(62) Divisional to Application Number	:NA
Filing Date	:NA

(71)**Name of Applicant :**
1)L. MOLTENI & C. DEI FRATELLI ALITTI SOCIETA DI ESERCIZIO S.P.A.
Address of Applicant :SS 67 Tosco Romagnola Localit Granatieri I 50018 Scandicci Italy
(72)**Name of Inventor :**
1)ANGELI Roberto
2)RAFFAELI William
3)RIGAMONTI Maria Adele

(57) Abstract :
Liquid formulations for administration of naltrexone at low concentrations by the nasal route are described.

No. of Pages : 15 No. of Claims : 8

(12) PATENT APPLICATION PUBLICATION
(19) INDIA
(22) Date of filing of Application :17/12/2012
(21) Application No.10491/CHENP/2012 A
(43) Publication Date : 23/05/2014

(54) Title of the invention : TUBULAR BODY SOUNDPROOF COVER AND TUBULAR BODY WITH COVER

(51) International classification :F02M35/10,F02B77/13,F16L55/02
(31) Priority Document No :2010217773
(32) Priority Date :28/09/2010
(33) Name of priority country :Japan
(86) International Application No :PCT/JP2011/066354
Filing Date :19/07/2011
(87) International Publication No :WO 2012/043022
(61) Patent of Addition to Application Number :NA
Filing Date :NA
(62) Divisional to Application Number :NA
Filing Date :NA

(71)**Name of Applicant :**
1)TOKAI RUBBER INDUSTRIES LTD.
Address of Applicant :1 Higashi 3 chome Komaki shi Aichi 4858550 Japan
(72)**Name of Inventor :**
1)ERA Kazuki
2)OCHIAI Hiroyuki

(57) Abstract :
The purpose of the present invention is to provide a tubular body soundproof cover which does not tend to suppress elastic deformation of a tubular body and a tubular body with the cover. A tubular body soundproof cover (2) comprises a sound absorbing layer (3) disposed outside a tubular body (6) having tubular body side curved sections (62f 62r) in the direction orthogonal to the axial direction a surface layer (4) disposed outside the sound absorbing layer (3) in the direction orthogonal to the axial direction and cover side curved sections (5f 5r) disposed outside the tubular body side curved sections (62f 62r) in the direction orthogonal to the axial direction and having at least part of the sound absorbing layer (3) and at least part of the surface layer (4). The cover side curved sections (5f 5r) have unbonded sections (50f 50r) in which the sound absorbing layer (3) and the surface layer (4) are not bonded over the entire lengths thereof in the circumferential direction.

No. of Pages : 40 No. of Claims : 9

(12) PATENT APPLICATION PUBLICATION
(19) INDIA
(22) Date of filing of Application :17/12/2012
(21) Application No.10492/CHENP/2012 A
(43) Publication Date : 23/05/2014

(54) Title of the invention : VENTILATED SHOE PAD

(51) International classification :A43B17/08
(31) Priority Document No :201010179357.2
(32) Priority Date :20/05/2010
(33) Name of priority country :China
(86) International Application No :PCT/CN2011/074307
Filing Date :19/05/2011
(87) International Publication No :WO 2011/144035
(61) Patent of Addition to Application Number :NA
Filing Date :NA
(62) Divisional to Application Number :NA
Filing Date :NA

(71)**Name of Applicant :**
1)CHOU Wei kuo
Address of Applicant :4FL. No. 27 Lane 160 Hsin Sheng S. Road Sec. 1 Taipei 100 Taiwan China
2)ZHEN Feng
(72)**Name of Inventor :**
1)CHOU Wei kuo
2)ZHEN Feng

(57) Abstract :
A ventilated shoe pad provided in footwear for a user to tread comprises a pad body (10) and an air bag (20) embedded in the pad body. The pad body (10) is provided with an air suction area (30) an air exhaust area (40) and an air inlet duct (50) connected between the air bag (20) and the air suction area (30). A built in check valve (70) is respectively disposed at a connection part between the air bag (20) and the air inlet duct (50) and a connection part between the air bag (20) and an air outlet duct (60) so that the ventilated shoe pad effects automatic air exchange during being treaded by user. Particularly the air inlet duct (50) and the air outlet duct (60) have triangle sections so that the top of air ducts is of cusp shape and is not easy to squash or block the air circulation for reason of compression therefore a thin ventilated shoe pad is formed and can be used in various footwear conveniently and comfort the user.

No. of Pages : 39 No. of Claims : 10

(12) PATENT APPLICATION PUBLICATION
(19) INDIA
(22) Date of filing of Application :17/12/2012
(21) Application No.10494/CHENP/2012 A
(43) Publication Date : 23/05/2014

(54) Title of the invention : BACKSIDE PROTECTIVE SHEET FOR SOLAR CELL MODULE

(51) International classification	:H01L31/042,B32B27/00,B32B27/32
(31) Priority Document No	:2010-115955
(32) Priority Date	:20/05/2010
(33) Name of priority country	:Japan
(86) International Application No	:PCT/JP2011/061285
Filing Date	:17/05/2011
(87) International Publication No	:WO 2011/145599 A1
(61) Patent of Addition to Application Number	:NA
Filing Date	:NA
(62) Divisional to Application Number	:NA
Filing Date	:NA

(71)**Name of Applicant :**
1)TORAY ADVANCED FILM CO. LTD.
Address of Applicant :3 16 Nihonbashi Hongoku cho 3 chome Chuo ku Tokyo 1030021 Japan
(72)**Name of Inventor :**
1)KOBAYASHI Ryosuke
2)TANIGUCHI Kouji
3)NOURA Souta
4)TANAKA Shigeru
5)TERANISHI Masayoshi

(57) Abstract :
Disclosed is a backside protective sheet for a solar cell module which suppresses increase in the temperature of a solar cell module by reducing absorption of sunlight while enabling high power generation efficiency through efficient use of the reflected light in power generation. In addition the backside protective sheet for a solar cell module is capable of maintaining high partial discharge voltage. Specifically disclosed is a backside protective sheet for a solar cell module which is composed of a white polyolefin film and a hydrolysis resistant polyester film. The backside protective sheet for a solar cell module is characterized in that the absorptance of light having a wavelength of 400 2 200 nm from the white polyolefin film side is 10% or less and the reflectance of light having the above mentioned wavelength is 70% or more.

No. of Pages : 42 No. of Claims : 5

(12) PATENT APPLICATION PUBLICATION
(19) INDIA
(22) Date of filing of Application :17/12/2012
(21) Application No.10498/CHENP/2012 A
(43) Publication Date : 23/05/2014

(54) Title of the invention : METHOD AND DEVICE FOR TRANSMITTING RECEPTION STATUS OF MULTIMEDIA BROADCAST MULTICAST SERVICE

(51) International classification :H04W8/00
(31) Priority Document No :NA
(32) Priority Date :NA
(33) Name of priority country :NA
(86) International Application No :PCT/CN2010/074159
Filing Date :21/06/2010
(87) International Publication No :WO 2011/160279 A1
(61) Patent of Addition to Application Number :NA
Filing Date :NA
(62) Divisional to Application Number :NA
Filing Date :NA

(71)**Name of Applicant :**
1)ALCATEL LUCENT
Address of Applicant :54 Rue La Botie F 75008 Paris France
(72)**Name of Inventor :**
1)WANG He
2)WORRALL Chandrika

(57) Abstract :
A method used for transmitting reception status information of Multimedia Broadcast Multicast Service in a communication network is provided by the present invention which comprises: a terminal receives a radio resource control message from a base station (S201) and judges if the radio resource control message meets a preset condition (S202); if the radio resource control message meets the preset condition then the terminal transmits the reception status message of Multimedia Broadcast Multicast Service to the base station wherein the reception status message of Multimedia Broadcast Multicast Service is used for identifying the Multimedia Broadcast Multicast Service being received by the terminal (S203). With the technical solution of the present invention the base station can obtain the terminal side reception status information of at least one Multimedia Broadcast Multicast Service wherein the reception status information is transmitted by the terminal. Therefore the base station can perform statistic of the number of reception users of running broadcast or multicast of the Multimedia Broadcast Multicast Service and perform other corresponding processings.

No. of Pages : 38 No. of Claims : 15

(12) PATENT APPLICATION PUBLICATION
(19) INDIA
(22) Date of filing of Application :19/12/2012
(21) Application No.10563/CHENP/2012 A
(43) Publication Date : 23/05/2014

(54) Title of the invention : POWER GENERATION ELEMENT AND POWER GENERATION APPARATUS PROVIDED WITH POWER GENERATION ELEMENT

(51) International classification :H02N2/00
(31) Priority Document No :2010139930
(32) Priority Date :18/06/2010
(33) Name of priority country :Japan
(86) International Application No :PCT/JP2011/003276
Filing Date :09/06/2011
(87) International Publication No :WO 2011/158473
(61) Patent of Addition to Application Number :NA
Filing Date :NA
(62) Divisional to Application Number :NA
Filing Date :NA

(71)**Name of Applicant :**
1)NATIONAL UNIVERSITY CORPORATION KANAZAWA UNIVERSITY
Address of Applicant :Nu7 Kakuma machi Kanazawa shi Ishikawa 9201164 Japan
(72)**Name of Inventor :**
1)UENO Toshiyuki
2)IKEHATA Yoshio
3)YAMADA Sotoshi

(57) Abstract :
Disclosed are: a power generation element that has a strong resistance against bending and impact and that generates a large amount of power; and a power generation apparatus provided with the power generation element. The power generation element (1) is provided with a first magnetostriction rod (11a) comprised of a magnetostrictive material; a rigid rod (11b) that is comprised of a magnetic material having rigidity and shape necessary for applying a uniform compressive/tensile force to the first magnetostriction rod (11a) and that is arranged to be parallel with the first magnetostriction rod (11a); a first coil (12c) wound around the first magnetostriction rod (11a); and two interconnecting yokes (10a 10b) arranged at both ends of the first magnetostriction rod (11a) and the rigid rod (11b) such that the two rods are interconnected. Power is generated by having the first magnetostriction rod (11a) expanded or contracted with the vibration thereof in a direction perpendicular to the axis direction thereof.

No. of Pages : 85 No. of Claims : 15

(12) PATENT APPLICATION PUBLICATION
(19) INDIA
(22) Date of filing of Application :19/12/2012

(21) Application No.10564/CHENP/2012 A
(43) Publication Date : 23/05/2014

(54) Title of the invention : AMIDO TROPANE DERIVATIVES

(51) International classification	:C07D451/02,A61K31/46,A61P25/00
(31) Priority Document No	:10166757.4
(32) Priority Date	:22/06/2010
(33) Name of priority country	:EPO
(86) International Application No	:PCT/EP2011/060073
Filing Date	:17/06/2011
(87) International Publication No	:WO 2011/161006
(61) Patent of Addition to Application Number	:NA
Filing Date	:NA
(62) Divisional to Application Number	:NA
Filing Date	:NA

(71)**Name of Applicant :**
1)F. HOFFMANN LA ROCHE AG
Address of Applicant :Grenzacherstrasse 124 CH 4070 Basel Switzerland
(72)**Name of Inventor :**
1)KOLCZEWSKI Sabine
2)PINARD Emmanuel

(57) Abstract :
The present invention relates to a compound of general formula (I) wherein R R and R are independently from each other hydrogen lower alkyl lower alkoxy cycloalkyl lower alkyl substituted by halogen or S lower alkyl; or to a pharmaceutically acceptable acid addition salt to a racemic mixture or to its corresponding enantiomer and/or optical isomer thereof. It has been found that the compounds of general formula (I) are good inhibitors of the glycine transporter 1 (GlyT 1) and that they have a good selectivity to glycine transporter 2 (GlyT 2) inhibitors. The compounds may be used in the treatment of neurological and neuropsychiatric disorders.

No. of Pages : 29 No. of Claims : 20

(12) PATENT APPLICATION PUBLICATION
(19) INDIA
(22) Date of filing of Application :19/12/2012
(21) Application No.10565/CHENP/2012 A
(43) Publication Date : 23/05/2014

(54) Title of the invention : ACTIVE MATRIX SUBSTRATE AND LIQUID CRYSTAL DISPLAY DEVICE

(51) International classification :G02F1/1368,G02F1/1343
(31) Priority Document No :2010118734
(32) Priority Date :24/05/2010
(33) Name of priority country :Japan
(86) International Application No :PCT/JP2011/051316
Filing Date :25/01/2011
(87) International Publication No :WO 2011/148664
(61) Patent of Addition to Application Number :NA
Filing Date :NA
(62) Divisional to Application Number :NA
Filing Date :NA

(71)**Name of Applicant :**
1)Sharp Kabushiki Kaisha
Address of Applicant :22 22 Nagaike cho Abeno ku Osaka shi Osaka 5458522 Japan
(72)**Name of Inventor :**
1)SAWADA Hironobu
2)MORINAGA Junichi
3)MAENO Kuniko
4)ASADA Katsushige
5)MIKUMO Katsuhiro
6)FUJIKAWA Tetsuya

(57) Abstract :
Disclosed is an active matrix substrate wherein variance of pixel potentials can be suppressed even if an alignment shift is generated. The active matrix substrate is provided with a plurality of pixel electrodes arranged in matrix and source wiring extending in the column direction. The source wiring has: a first side portion (12a) which extends along one side of at least one pixel electrode (11a) included in the pixel electrodes said one side being in the column direction; a traversing portion (12c) that traverses the pixel electrode (11a); and a second side portion (12b) which extends along the other side of the pixel electrode (11a) said other side being in the column direction. The first side portion (12a) and the second side portion (12b) are connected to each other via the traversing potion (12c) and at least one traversing portion (12c) is provided for each of at least two pixel electrodes arranged in the column direction of the pixel electrodes.

No. of Pages : 75 No. of Claims : 24

(12) PATENT APPLICATION PUBLICATION
(19) INDIA
(22) Date of filing of Application :19/12/2012
(21) Application No.10566/CHENP/2012 A
(43) Publication Date : 23/05/2014

(54) Title of the invention : ENERGY SAVING DIAGNOSTIC SYSTEM

(51) International classification :G06Q50/00,G05B23/02,G06Q50/26
(31) Priority Document No :2010119618
(32) Priority Date :25/05/2010
(33) Name of priority country :Japan
(86) International Application No :PCT/JP2011/061971
Filing Date :25/05/2011
(87) International Publication No :WO 2011/148974
(61) Patent of Addition to Application Number :NA
Filing Date :NA
(62) Divisional to Application Number :NA
Filing Date :NA

(71)**Name of Applicant :**
1)PANASONIC CORPORATION
Address of Applicant :1006 Oaza Kadoma Kadoma shi Osaka 5718501 Japan
(72)**Name of Inventor :**
1)SOGO Tomoya
2)KAZUNO Hiroki

(57) Abstract :
Provided is an energy saving diagnostic system by which it is possible to easily confirm the effect of energy conservation accompanying a change in schedule control information. A comparison and evaluation unit (28) sets a point in time at which schedule control information has been changed at a schedule setting unit (25) as a starting point in time of an evaluation mode. The comparison and evaluation unit (28) upon starting of the evaluation mode sets usage information of a fixed time period (for example units of days weeks months or years) before the starting point of the evaluation mode as reference data and compares both with usage information of the fixed time period after the starting point in time as performance data. The comparison and evaluation unit (28) by outputting the comparison result upon a display management unit (22) and displaying the result upon a user terminal (3) causes the user terminal (3) to display the effect of the energy conservation accompanying the change in the schedule control information.

No. of Pages : 25 No. of Claims : 13

(12) PATENT APPLICATION PUBLICATION
(19) INDIA
(22) Date of filing of Application :24/12/2012
(21) Application No.10724/CHENP/2012 A
(43) Publication Date : 23/05/2014

(54) Title of the invention : METHOD AND DEVICE FOR CONTINUOUS DETECTION OF THE THICKNESS AND/OR HOMOGENITY OF LINEAR OBJECTS PARTICULARLY TEXTILE FIBRES AND THEIR APPLICATION

(51) International classification	:G01B11/10,G01N21/89,G01B11/06
(31) Priority Document No	:PV 2010423
(32) Priority Date	:28/05/2010
(33) Name of priority country	:Czech Republic
(86) International Application No	:PCT/CZ2011/000059
Filing Date	:27/05/2011
(87) International Publication No	:WO 2011/147385
(61) Patent of Addition to Application Number	:NA
Filing Date	:NA
(62) Divisional to Application Number	:NA
Filing Date	:NA

(71)**Name of Applicant :**
1)PERNER Petr
Address of Applicant :1670 S.Amphlett Blvd. #214 M San Mateo CA 94402 U.S.A.
2)SUSKA Josef
(72)**Name of Inventor :**
1)PERNER Petr
2)SUSKA Josef

(57) Abstract :
A method of continuous detection of the thickness and/or homogeneity of linear objects particularly textile fibres using a source of light as a part of the transmitter and an optical scanner to scan the light emitted by source as a part of the receiver. Combination of point or surface light source and collimating element as part of transmitter and combination of optical scanner and collimating element with pinhole as part of transmitter allows increased measuring area and accurate measurement of linear object thickness.

No. of Pages : 25 No. of Claims : 10

(12) PATENT APPLICATION PUBLICATION
(21) Application No.10728/CHENP/2012 A
(19) INDIA
(22) Date of filing of Application :24/12/2012
(43) Publication Date : 23/05/2014

(54) Title of the invention : METHOD AND DEVICE FOR THE CONTROL OF COMBATING OF FORMATION AND PROPAGATION OF BACTERIAL CULTURES VIRAL FUNGAL CULTURES MILDEW AND MICROORGANISMS ETC. ON THE CONDENSER COIL IN LARGER REFRIGERATION SYSTEMS

(51) International classification :A61L9/20,A61L2/10,F25B39/04
(31) Priority Document No :PA 2010 00463
(32) Priority Date :26/05/2010
(33) Name of priority country :Denmark
(86) International Application No :PCT/DK2011/050173
Filing Date :25/05/2011
(87) International Publication No :WO 2011/147420
(61) Patent of Addition to Application Number :NA
Filing Date :NA
(62) Divisional to Application Number :NA
Filing Date :NA

(71)**Name of Applicant :**
1)AIRVENTION ApS
Address of Applicant :Ramsherred 27 1 DK 6200 Aabenraa Denmark
(72)**Name of Inventor :**
1)HENDRIKSEN Henrik

(57) Abstract :
There is specified a method and a device for combating of formation of and propagation of bacteria cultures and microorganisms etc. on the condenser surfaces (28) in refrigeration plants/units (4). The method is peculiar in that the cooling air and the condenser surfaces during operation is continuously illuminated with UV light in combination with a filter (12) treated with titanium oxide. The method is further supplemented with that the cooling air and the condenser in a period immediately subsequent to operation stop of the refrigeration plant/unit is radiated by with electromagnetic radiation generated by a high frequency generator (24). Performed tests with the device arranged in the refrigeration plant/unit (4) in a cooling container has shown that bacteria cultures and microorganisms etc. on the condenser surfaces (28) in refrigeration plants/units after relative short time is eliminated to an unprecedented minimum subsequent to setting a device according to the invention in operation near by the condenser of the refrigeration plant/unit.

No. of Pages : 19 No. of Claims : 16

(12) PATENT APPLICATION PUBLICATION
(19) INDIA
(22) Date of filing of Application :24/12/2012
(21) Application No.10729/CHENP/2012 A
(43) Publication Date : 23/05/2014

(54) Title of the invention : METHOD FOR PRODUCING STORAGE STABLE POLYURETHANE PREPREGS AND MOLDINGS PRODUCED THEREFROM

(51) International classification :C08G18/08,C08G18/10,C08G18/18
(31) Priority Document No :10 2010 029 355.5
(32) Priority Date :27/05/2010
(33) Name of priority country:Germany
(86) International Application No :PCT/EP2011/057658
Filing Date :12/05/2011
(87) International Publication No :WO 2011/147688 A1
(61) Patent of Addition to Application Number :NA
Filing Date :NA
(62) Divisional to Application Number :NA
Filing Date :NA

(71)**Name of Applicant :**
1)EVONIK DEGUSSA GMBH
Address of Applicant :Rellinghauser Strae 1 11 45128 Essen Germany
(72)**Name of Inventor :**
1)SCHMIDT Friedrich Georg
2)GRENDA Werner
3)SPYROU Emmanouil
4)LOESCH Holger
5)LAMMERS Christoph

(57) Abstract :
The invention relates to a method for producing storage stable polyurethane prepregs and moldings produced therefrom and moldings produced therefrom (composite components) which can be obtained by a direct melt impregnation method of woven fabrics and laid scrim using reactive polyurethane compositions.

No. of Pages : 32 No. of Claims : 18

(12) PATENT APPLICATION PUBLICATION
(21) Application No.10737/CHENP/2012 A
(19) INDIA
(22) Date of filing of Application :24/12/2012
(43) Publication Date : 23/05/2014

(54) Title of the invention : COMMUNICATION SYSTEM NODE CONTROL APPARATUS COMMUNICATION METHOD AND PROGRAM

(51) International classification :H04L12/28,H04L12/56
(31) Priority Document No :2010123054
(32) Priority Date :28/05/2010
(33) Name of priority country :Japan
(86) International Application No :PCT/JP2011/062046
Filing Date :26/05/2011
(87) International Publication No :WO 2011/149003
(61) Patent of Addition to Application Number :NA
Filing Date :NA
(62) Divisional to Application Number :NA
Filing Date :NA

(71)**Name of Applicant :**
1)NEC CORPORATION
Address of Applicant :7 1 Shiba 5 chome Minato ku Tokyo 1088001 Japan
(72)**Name of Inventor :**
1)CHIBA Yasunobu

(57) Abstract :
This invention provides an arrangement for preventing any unintended processing from being executed due to delay of setting a processing rule (flow entry) or the like at a node placed on a data transfer network. A communication system comprises: a node that processes a received packet; and a control apparatus that sets to the node a processing rule that specifies a comparison rule and a packet processing suitable for the comparison rule. The node holds the processing rule with an identifier associated with the processing rule and according to whether the identifier of the received packet corresponds to the identifier associated with the processing rule corresponding to the comparison rule suitable for the received packet determines whether to execute the processing of the received packet in accordance with the processing rule corresponding to the comparison rule suitable for the received packet.

No. of Pages : 80 No. of Claims : 18

(12) PATENT APPLICATION PUBLICATION
(19) INDIA
(22) Date of filing of Application :14/12/2012
(21) Application No.10429/CHENP/2012 A
(43) Publication Date : 23/05/2014

(54) Title of the invention : METHOD AND APPARATUS FOR OPTIMIZING A USER PLAN OPERATION IN A COMMUNICATION SYSTEM BASED ON CARRIER AGGREGATION

(51) International classification :H04L1/18,H04L5/00
(31) Priority Document No :201010204956.5
(32) Priority Date :21/06/2010
(33) Name of priority country :China
(86) International Application No :PCT/IB2011/001764
Filing Date :21/06/2011
(87) International Publication No :WO 2011/161538
(61) Patent of Addition to Application Number :NA
Filing Date :NA
(62) Divisional to Application Number :NA
Filing Date :NA

(71)**Name of Applicant :**
1)Alcatel Lucent
Address of Applicant :3 avenue Octave Grard F 75007 Paris France
(72)**Name of Inventor :**
1)YANG Tao
2)WEN Pingping

(57) Abstract :
A method and an apparatus for optimizing a user plan operation in a wireless communication system based on carrier aggregation are provided in the present invention. Firstly a user equipment receives a downlink carrier component removal signaling from a base station the downlink carrier component removal signaling is used to indicate a removed downlink carrier component; then the user equipment according to the received downlink carrier component removal signaling stops the pending HARQ procedures of the removed downlink carrier component and flushes the HARQ receiving buffer related to the removed downlink carrier component and/or stops a re ordering procedure and/or generates a status report and sends the status report to the base station wherein the status report is used to indicate the base station to perform retransmission and inform the base station of the data needed to be retransmitted. By applying the technology scheme of the present invention the user plan operation at the user equipment side can be optimized when a downlink carrier component is de activated or de configured.

No. of Pages : 42 No. of Claims : 15

(12) PATENT APPLICATION PUBLICATION
(19) INDIA
(22) Date of filing of Application :26/12/2012
(21) Application No.10771/CHENP/2012 A
(43) Publication Date : 23/05/2014

(54) Title of the invention : RECEIVER AND METHOD OF ESTIMATING SIGNAL TO NOISE POWER RATIO

(51) International classification :H04J11/00,H04B1/16,H04B17/00
(31) Priority Document No :2010122186
(32) Priority Date :28/05/2010
(33) Name of priority country :Japan
(86) International Application No :PCT/JP2011/060724
Filing Date :10/05/2011
(87) International Publication No :WO 2011/148779
(61) Patent of Addition to Application Number :NA
Filing Date :NA
(62) Divisional to Application Number :NA
Filing Date :NA

(71)**Name of Applicant :**
1)NEC CORPORATION
Address of Applicant :7 1 Shiba 5 chome Minato ku Tokyo 1088001 Japan
2)NTT DOCOMO INC.
(72)**Name of Inventor :**
1)SAKAI Masahito

(57) Abstract :
Provided are a receiver and a method of estimating signal to noise power ratio, whereby it is possible to reduce computations and bit width. The receiver is provided with a receiving quality SNR estimation unit for estimating receiving quality SNR which represents the quality of a received signal, and the receiving quality SNR estimation unit (16) is provided with a signal and noise power estimation unit (21) for estimating the signal power and the noise power of a known signal mapped in a received signal; an EESM operation unit (23) for estimating signal to noise ratio by EESM operation based on each signal to noise power ratio of the known signal! and a receiving quality determination unit (22) which calculates signal to noise power ratio based on each average value of the signal power and the noise power which is estimated by the signal and noise power estimation unit (21), and outputs one of the signal to noise power ratios as the receiving quality SNR by determining the level of either one of the signal to noise power ratios calculated by the receiving quality determination unit (22) and the EESM operation unit (23).

No. of Pages : 24 No. of Claims : 8

(12) PATENT APPLICATION PUBLICATION
(19) INDIA
(22) Date of filing of Application :26/12/2012
(21) Application No.10780/CHENP/2012 A
(43) Publication Date : 23/05/2014

(54) Title of the invention : CABINET HAVING A PULL OUT PART

(51) International classification :A47B88/04
(31) Priority Document No :10 2010 017 639.7
(32) Priority Date :29/06/2010
(33) Name of priority country :Germany
(86) International Application No :PCT/EP2011/060453
Filing Date :22/06/2011
(87) International Publication No :WO 2012/000867 A1
(61) Patent of Addition to Application Number :NA
Filing Date :NA
(62) Divisional to Application Number :NA
Filing Date :NA

(71)**Name of Applicant :**
1)PAUL HETTICH GMBH & CO. KG
Address of Applicant :Vahrenkampstrae 12 16 32278 Kirchlengern Germany
(72)**Name of Inventor :**
1)K„THLER Andreas
2)STUFFEL Andreas
3)HERZOG Roman
4)LIMBERG Guido

(57) Abstract :
The invention relates to a cabinet having a pull out part (1) preferably a drawer wherein the pull out part (1) is connected to rails (4) of pull out guides (2) and is fixed relative to the rails (4) in all coordinate directions and can be removed from the rails (4) without tools if needed wherein the pull out part (1) is secured against lifting off and against transverse displacement relative to the rails (4) in the back side area said cabinet being designed so that a molded part (6) is attached to the pull out part (1) or to the rails (4) for coupling the pull out part (1) to the front end areas of the rails (4) wherein each molded part (6) comprises two spring bars (12) running parallel to each other spaced apart from each other and each penetrating the corresponding rail (4) in the area of a longitudinal slit (16) open to the front side of the rail or of a longitudinal slit (16) corresponding to the pull out part (1) to be coupled and open to the back side of the pull out part each comprising lugs (13) spread apart from each other in opposite directions at the ends thereof penetrating the longitudinal slit (16) and having mounting legs (14) also spread apart from each other in opposite directions at the ends thereof facing the opening of each longitudinal slit (16) said legs being supported in a form fit and/or force fit manner within each longitudinal slit (16) against displacement in the direction of the front side of the rails (4).

No. of Pages : 25 No. of Claims : 13

(12) PATENT APPLICATION PUBLICATION
(19) INDIA
(22) Date of filing of Application :24/12/2012
(21) Application No.10747/CHENP/2012 A
(43) Publication Date : 23/05/2014

(54) Title of the invention : MACROCYCLIC COMPOUNDS USEFUL AS INHIBITORS OF HISTONE DEACETYLASES

(51) International classification :A01N43/78,A61K31/425
(31) Priority Document No :61/348978
(32) Priority Date :27/05/2010
(33) Name of priority country :U.S.A.
(86) International Application No :PCT/US2011/038246
Filing Date :26/05/2011
(87) International Publication No :WO 2011/150283
(61) Patent of Addition to Application Number :NA
Filing Date :NA
(62) Divisional to Application Number :NA
Filing Date :NA

(71)**Name of Applicant :**
1)THE REGENTS OF THE UNIVERSITY OF COLORADO
Address of Applicant :Technology Transfer Office 4740 Walnut Street Suite 100 Campus Box 588 Boulder Colorado 80309 U.S.A.
(72)**Name of Inventor :**
1)LIU Xuedong
2)PHILLIPS Andrew J.
3)UNGERMANNOVA Dana
4)NASVESCHUK Christopher G.
5)ZHANG Gan

(57) Abstract :
The present invention provides a novel macrocyclic compound of general Formula (I) having histone deacetylase (HDAC) inhibitory activity a pharmaceutical composition comprising the compound and a method useful to treat diseases using the compound.

No. of Pages : 64 No. of Claims : 19

(12) PATENT APPLICATION PUBLICATION
(21) Application No.10750/CHENP/2012 A
(19) INDIA
(22) Date of filing of Application :24/12/2012
(43) Publication Date : 23/05/2014

(54) Title of the invention : HYDRODESULFURIZATION CATALYST FOR HYDROCARBON OIL PRODUCTION METHOD FOR SAME AND HYDROREFINING METHOD FOR HYDROCARBON OIL

(51) International classification	:B01J27/051,B01J37/02,B01J37/04
(31) Priority Document No	:2010145119
(32) Priority Date	:25/06/2010
(33) Name of priority country	:Japan
(86) International Application No	:PCT/JP2011/064106
Filing Date	:21/06/2011
(87) International Publication No	:WO 2011/162228
(61) Patent of Addition to Application Number	:NA
Filing Date	:NA
(62) Divisional to Application Number	:NA
Filing Date	:NA

(71)**Name of Applicant :**
1)JX Nippon Oil & Energy Corporation
Address of Applicant :6 3 Otemachi 2 chome Chiyoda ku Tokyo 1008162 Japan
2)JGC Catalysts and Chemicals Ltd.
(72)**Name of Inventor :**
1)SEKI Hiroyuki
2)YOSHIDA Masanori
3)TAGAWA Shogo
4)KAGAWA Tomoyasu

(57) Abstract :
Disclosed is a hydrodesulfurization catalyst that displays a high level of desulfurization activity when used in a hydrogenation treatment reaction of a hydrocarbon oil and straight diesel oil in particular. Said hydrodesulfurization catalyst is obtained by preliminary sulfurization of a silica alumina titania carrier and a hydrodesulfurization catalyst (Y) that contains a metal component selected from groups VIA and VIII on the periodic table (including at least Mo) and is supported by the aforementioned carrier. For said carrier the total of the diffraction peak area indicating the crystal structure of anatase titania (101) planes and the diffraction peak area indicating the crystal structure of rutile titania (110) planes is ¼ or less of the alumina diffraction peak area assignable to alumina (400) planes. After preliminary sulfurization the aforementioned Mo becomes a molybdenum disulfide crystal and is disposed in layers on top of the carrier. The molybdenum disulfide crystal layers have an average length of more than 3.5 nm and up to 7 nm in the planar direction and an average number of laminated layers of more than 1.0 and up to 1.9.

No. of Pages : 90 No. of Claims : 12

(12) PATENT APPLICATION PUBLICATION
(19) INDIA
(22) Date of filing of Application :24/12/2012
(21) Application No.10751/CHENP/2012 A
(43) Publication Date : 23/05/2014

(54) Title of the invention : AN APPARATUS AND METHOD FOR DETECTING RAMAN AND PHOTOLUMINESCENCE SPECTRA OF A SUBSTANCE

(51) International classification :G01N21/65,G01J3/44
(31) Priority Document No :61/348668
(32) Priority Date :26/05/2010
(33) Name of priority country :U.S.A.
(86) International Application No :PCT/US2011/037612
Filing Date :23/05/2011
(87) International Publication No :WO 2011/149855
(61) Patent of Addition to Application Number :NA
Filing Date :NA
(62) Divisional to Application Number :NA
Filing Date :NA

(71)**Name of Applicant :**
1)ENHANCED SPECTROMETRY INC.
Address of Applicant :21515 Hawthorne Blvd. Suite 450 Torrance CA 90503 U.S.A.
(72)**Name of Inventor :**
1)KUKUSHKIN Igor V.
2)KULIK Leonid V.
3)VANKOV Aleksandr B.
4)VOLKOV Oleg A.

(57) Abstract :
An apparatus and method for detecting Raman and photoluminescence spectra of a substance and identifying said substance by Raman and/or photoluminescence spectral characteristics of said substance are disclosed. An apparatus comprises a replaceable laser source aggregate with a laser source a collimating system a socket for receiving said replaceable laser source aggregate while ensuring the operation of said apparatus with no further adjustment of a positioning of said collimating system or said laser source a filtering system a light dispersing system optimized for a spectral resolution and a spectral range sufficient to simultaneously obtain Raman and photoluminescence spectra of said substance a detector and at least one controller for processing electrical signals. The disclosed and claimed method provides for obtaining Raman and photoluminescence spectra of a substance simultaneously for separating said spectra into components based on Raman and photoluminescence contents for analyzing said Raman and photoluminescence contents and for identifying said substance by utilizing a set of spectral processing methods.

No. of Pages : 61 No. of Claims : 24

(12) PATENT APPLICATION PUBLICATION
(21) Application No.10755/CHENP/2012 A
(19) INDIA
(22) Date of filing of Application :24/12/2012
(43) Publication Date : 23/05/2014

(54) Title of the invention : INDOOR PERSONAL RELAY

(51) International classification :H04L12/28
(31) Priority Document No :NA
(32) Priority Date :NA
(33) Name of priority country :NA
(86) International Application No :PCT/IN2011/000362
Filing Date :25/05/2011
(87) International Publication No :WO 2011/148391
(61) Patent of Addition to Application Number :NA
Filing Date :NA
(62) Divisional to Application Number :NA
Filing Date :NA

(71)**Name of Applicant :**
1)CENTRE OF EXCELLENCE IN WIRELESS TECHNOLOGY (CEWIT)
Address of Applicant :#152 CSD Building IIT Madras Campus Guindy Chennai 600 036 Tamil Nadu Tamil Nadu India
(72)**Name of Inventor :**
1)KAIMALETTU Sunil
2)KRISHNAN Rajet
3)KALYANI Sheetal
4)AKHTAR Nadeem
5)RAMAMURTHI Bhaskar

(57) Abstract :
The embodiments herein disclose an indoor personal relay which has a wireless interface with the BS which is effective in both cost and technology terms. The indoor personal relay as disclosed herein is an estimate and forward relay. The relay (101) as disclosed herein does not perform any additional channel decoding/encoding on the data that it receives from the UE or BS. Embodiments disclosed herein enable the relevant UEs to have a high SINR link with the relay. This in turn translates to a better effective link quality between the UE and BS and higher indoor rates which otherwise may have been not as good as a consequence of poor direct link between the UE and the BS. This relay is effectively transparent to the UE. The deployment of relays also implies minimal impact on UE IOT.

No. of Pages : 111 No. of Claims : 146

(12) PATENT APPLICATION PUBLICATION
(19) INDIA
(22) Date of filing of Application :14/12/2012
(21) Application No.10448/CHENP/2012 A
(43) Publication Date : 23/05/2014

(54) Title of the invention : ROLLER DEVICE

(51) International classification :B22D11/128
(31) Priority Document No :10 2010 020 937.6
(32) Priority Date :19/05/2010
(33) Name of priority country :Germany
(86) International Application No :PCT/EP2011/057570
Filing Date :11/05/2011
(87) International Publication No :WO 2011/144505 A1
(61) Patent of Addition to Application Number :NA
Filing Date :NA
(62) Divisional to Application Number :NA
Filing Date :NA

(71)**Name of Applicant :**
1)SMS SIEMAG AG
Address of Applicant :Eduard Schloemann Strae 4 40237 D¼sseldorf Germany
(72)**Name of Inventor :**
1)HOVEST„DT Erich
2)JONEN Peter
3)MIDDELDORF Helge
4)OLGEM–LLER Ingo

(57) Abstract :
The invention relates to a roller device (1) in particular for forming a strand guiding section (100) of a casting machine comprising a cross beam (30) and at least one roller element (10) supported on the cross beam (30) by means of a roller bearing (20 22) wherein guiding means for at least three different media are provided in the cross beam (30).

No. of Pages : 44 No. of Claims : 23

(12) PATENT APPLICATION PUBLICATION
(19) INDIA
(22) Date of filing of Application :14/12/2012
(21) Application No.10449/CHENP/2012 A
(43) Publication Date : 23/05/2014

(54) Title of the invention : METHOD AND DEVICE FOR DELIVERY OF BSR INFORMATION TO ASSIST EFFICIENT SCHEDULING

(51) International classification	:H04W8/22,H04W28/14,H04W72/12
(31) Priority Document No	:NA
(32) Priority Date	:NA
(33) Name of priority country	:NA
(86) International Application No	:PCT/CN2010/074176
Filing Date	:21/06/2010
(87) International Publication No	:WO 2011/160283
(61) Patent of Addition to Application Number	:NA
Filing Date	:NA
(62) Divisional to Application Number	:NA
Filing Date	:NA

(71)**Name of Applicant :**
1)ALCATEL LUCENT SHANGHAI BELL CO. LTD.
Address of Applicant :No. 388 Ningqiao Road Pudong Jinqiao Shanghai 201206 China
2)ALCATEL LUCENT
(72)**Name of Inventor :**
1)WORRALL Chandrika
2)WEN Pingping

(57) Abstract :
The invention proposes the method and device for delivery BSR information to assist efficient scheduling. It introduces at least one additional table (also called extended table) which indicates the buffer statues corresponding to the higher data rates than the existing table. The use of the at least one additional table is identified by new identification(s) more specifically one or more Logical channel ID. The signaling uses MAC layer signaling as in ReI.8/9. In an embodiment of the present invention the new MAC CE is designed to guarantee the co existence of ReI.8/9 and ReI.10 buffer status reporting depending on low or high data rates.

No. of Pages : 35 No. of Claims : 15

(12) PATENT APPLICATION PUBLICATION
(19) INDIA
(22) Date of filing of Application :26/12/2012
(21) Application No.10791/CHENP/2012 A
(43) Publication Date : 23/05/2014

(54) Title of the invention : APPARATUS FOR CONTROLLING VEHICLE AND METHOD OF CONTROLLING VEHICLE

(51) International classification :B60W20/00,B60K6/485,B60K6/543
(31) Priority Document No :2010-146291
(32) Priority Date :28/06/2010
(33) Name of priority country :Japan
(86) International Application No :PCT/JP2011/061579
Filing Date :19/05/2011
(87) International Publication No :WO 2012/002061 A1
(61) Patent of Addition to Application Number :NA
Filing Date :NA
(62) Divisional to Application Number :NA
Filing Date :NA

(71)**Name of Applicant :**
1)HONDA MOTOR CO. LTD.
Address of Applicant :1 1 Minami Aoyama 2 chome Minato ku Tokyo 1078556 Japan
(72)**Name of Inventor :**
1)KOIDE Yoshio

(57) Abstract :
A control unit for use in a vehicle including an internal combustion engine, an electric motor, a battery that supplies electric power to the electric motor, and a transmission that transmits a driving force from at least one of the internal combustion engine and the electric motor to drive shafts prohibits a gear change in the transmission at least while the vehicle is cornering when a cornering of the vehicle is detected by a cornering detection device and permits an assist increase by the electric motor with the gear change in the transmission kept prohibited when a storage state of the battery satisfies a first storage condition. Consequently, a smooth re-acceleration can be realized during a cornering of the vehicle which involves acceleration and deceleration thereof.

No. of Pages : 46 No. of Claims : 13

(12) PATENT APPLICATION PUBLICATION
(19) INDIA
(22) Date of filing of Application :26/12/2012
(21) Application No.10795/CHENP/2012 A
(43) Publication Date : 23/05/2014

(54) Title of the invention : GAS ANALYSIS DEVICE MERCURY REMOVAL SYSTEM GAS ANALYSIS METHOD AND METHOD OF REMOVING MERCURY FROM EXHAUST GAS

(51) International classification :G01N23/223,B01D53/64,B01D53/86
(31) Priority Document No :2010217909
(32) Priority Date :28/09/2010
(33) Name of priority country :Japan
(86) International Application No :PCT/JP2011/071710
Filing Date :22/09/2011
(87) International Publication No :WO 2012/043411
(61) Patent of Addition to Application Number :NA
Filing Date :NA
(62) Divisional to Application Number :NA
Filing Date :NA

(71)**Name of Applicant :**
1)MITSUBISHI HEAVY INDUSTRIES LTD.
Address of Applicant :16 5 Konan 2 chome Minato ku Tokyo 1088215 Japan
(72)**Name of Inventor :**
1)KAGAWA Seiji
2)CHIYOMARU Masaru
3)UKAI Nobuyuki
4)OKAMOTO Takuya
5)MURAKAMI Moritoshi

(57) Abstract :
43434343This gas analysis device (10) comprises: an exhaust gas drain tube (13) for extracting an exhaust gas (11A) from a smoke path (12) through which the exhaust gas (11) containing both NHCl and SO is supplied; a collector (14) which is arranged in the exhaust gas drain tube (13) and can remove smoke dust contained in the extracted exhaust gas (11A); a roll filter (15) which is arranged in the exhaust gas drain tube (13) and can cause both NHCl and SO contained in the exhaust gas (11A) to precipitate; and a measurement unit (19) for irradiating a sample containing both NHCl and SO that has been precipitated by means of the roll filter with X ray and detecting fluorescent X ray generated from the sample thereby measuring both NHCl and SO contained in the exhaust gas (11A).

No. of Pages : 43 No. of Claims : 10

(12) PATENT APPLICATION PUBLICATION
(19) INDIA
(22) Date of filing of Application :26/12/2012
(21) Application No.10797/CHENP/2012 A
(43) Publication Date : 23/05/2014

(54) Title of the invention : BIAXIALLY ORIENTED POLYPROPYLENE FILM METALIZED FILM AND FILM CAPACITOR

(51) International classification :H01G4/18,B29C55/12,C08J5/18
(31) Priority Document No :2010-147234
(32) Priority Date :29/06/2010
(33) Name of priority country :Japan
(86) International Application No :PCT/JP2011/063213
Filing Date :09/06/2011
(87) International Publication No:WO 2012/002123
(61) Patent of Addition to Application Number :NA
Filing Date :NA
(62) Divisional to Application Number :NA
Filing Date :NA

(71)**Name of Applicant :**
1)TORAY INDUSTRIES INC.
Address of Applicant :1 1 Nihonbashi Muromachi 2 chome Chuo ku Tokyo 1038666 Japan
(72)**Name of Inventor :**
1)MIZUSHIMA Masami
2)OKAMOTO Katsuya
3)ASANO Tetsuya

(57) Abstract :
2Disclosed is a biaxially oriented polypropylene film which has projections on both surfaces of the film. The most common height (PhZ) of the projections among the projections on each surface is 100 nm or more but less than 400 nm on each surface and the number of projections (Pc) per 0.1 mm of each surface is 150 projections or more but less than 500 projections on each surface. The biaxially oriented polypropylene film is easily processed into an element and provides a capacitor that has high withstand voltage and excellent squealing characteristics when processed into a capacitor.

No. of Pages : 50 No. of Claims : 8

(12) PATENT APPLICATION PUBLICATION
(19) INDIA
(22) Date of filing of Application :05/12/2012
(21) Application No.10189/CHENP/2012 A
(43) Publication Date : 23/05/2014

(54) Title of the invention : CORROSION RESISTANT SOL GEL COATING AND COMPOSITION AND PROCESS FOR MAKING THE SAME

(51) International classification :C23C18/12
(31) Priority Document No :61/352541
(32) Priority Date :08/06/2010
(33) Name of priority country :U.S.A.
(86) International Application No :PCT/US2011/039539
Filing Date :08/06/2011
(87) International Publication No :WO 2011/156438
(61) Patent of Addition to Application Number :NA
Filing Date :NA
(62) Divisional to Application Number :NA
Filing Date :NA

(71)**Name of Applicant :**
1)HENKEL AG & CO. KGAA
Address of Applicant :Henkelstrasse 67 40589 Dusseldorf Germany
(72)**Name of Inventor :**
1)KRAMER Kirk
2)SALET Lisa K.
3)DOLAN Shawn E.
4)SCALERA Patrick A.

(57) Abstract :
A coating composition and a method for coating metallic substrates for corrosion resistance. In at least one embodiment the coating composition comprises acid metal acetate organosilane and water.

No. of Pages : 27 No. of Claims : 16

(12) PATENT APPLICATION PUBLICATION
(19) INDIA
(22) Date of filing of Application :14/12/2012
(21) Application No.10450/CHENP/2012 A
(43) Publication Date : 23/05/2014

(54) Title of the invention : VEHICLE DRIVE SYSTEM AND METHOD FOR CONTROLLING VEHICLE DRIVE SYSTEM

(51) International classification :F16H21/20,B60K6/442,B60K6/543
(31) Priority Document No :2010-136548
(32) Priority Date :15/06/2010
(33) Name of priority country :Japan
(86) International Application No :PCT/JP2011/061640
Filing Date :20/05/2011
(87) International Publication No :WO 2011/158604 A1
(61) Patent of Addition to Application Number :NA
Filing Date :NA
(62) Divisional to Application Number :NA
Filing Date :NA

(71)**Name of Applicant :**
1)HONDA MOTOR CO. LTD.
Address of Applicant :1 1 Minami Aoyama 2 chome Minato ku Tokyo 1078556 Japan
(72)**Name of Inventor :**
1)ICHIKAWA Kazuki
2)SUGA Fumiyasu

(57) Abstract :
Disclosed is a vehicle drive system (1) provided with first and second engines (ENG1 ENG2); first and second transmissions (TM1 TM2); first and second one way clutches (OWC1 OWC2) respectively provided in output units of the first and second transmissions; a rotary driven member (11) commonly coupled to output members (121) of the first and second one way clutches (OWC1 OWC2) via clutch mechanisms (CL1 CL2); a main motor generator (MG1) connected to the rotary driven member (11); and control means (5) for controlling components. When a vehicle moves backward the control means (5) blocks the clutch mechanisms (CL1 CL2) and releases a condition that the backward movement of the vehicle is prevented by the transmissions (TM1 TM2) so that the reverse rotation of the main motor generator (MG1) moves the vehicle backward. When a vehicle starts climbing a hill the connection of the clutch mechanisms (CL1 CL2) is maintained and a hill hold function is available using a backward movement prevention action caused by the transmissions (TM1 TM2).

No. of Pages : 128 No. of Claims : 4

(12) PATENT APPLICATION PUBLICATION
(19) INDIA
(22) Date of filing of Application :27/12/2012
(21) Application No.10824/CHENP/2012 A
(43) Publication Date : 23/05/2014

(54) Title of the invention : DIESEL PARTICULATE FILTER

(51) International classification :B01D53/94,F01N3/022,F01N3/035
(31) Priority Document No :61/350889
(32) Priority Date :02/06/2010
(33) Name of priority country :U.S.A.
(86) International Application No :PCT/IB2011/001205
Filing Date :02/06/2011
(87) International Publication No :WO 2011/151711
(61) Patent of Addition to Application Number :NA
Filing Date :NA
(62) Divisional to Application Number :NA
Filing Date :NA

(71)**Name of Applicant :**
1)JOHNSON MATTHEY PUBLIC LIMITED COMPANY
Address of Applicant :5th Floor 25 Farringdon Street London EC4A 4AB U.K.
(72)**Name of Inventor :**
1)SUTTON Neal
2)TWIGG Martyn Vincent

(57) Abstract :
A method of making a filter for filtering particulate matter from exhaust gas emitted from a lean burn internal combustion engine which filter comprising a porous substrate having inlet surfaces and outlet surfaces wherein the inlet surfaces are separated from the outlet surfaces by a porous structure containing pores of a first mean pore size wherein the inlet surfaces comprise a bridge network comprising interconnected particles of refractory material over the pores of the porous structure which method comprising the step of contacting inlet surfaces of the filter substrate with an aerosol comprising refractory material in dry powder form. The invention also relates to a filter obtainable by such method.

No. of Pages : 36 No. of Claims : 14

(12) PATENT APPLICATION PUBLICATION
(19) INDIA
(22) Date of filing of Application :27/12/2012
(21) Application No.10825/CHENP/2012 A
(43) Publication Date : 23/05/2014

(54) Title of the invention : GOLD ALLOY WITH IMPROVED HARDNESS

(51) International classification :C22C5/02,C22F1/14,A44C27/00
(31) Priority Document No :10167859.7
(32) Priority Date :30/06/2010
(33) Name of priority country :EPO
(86) International Application No :PCT/EP2011/060041
Filing Date :16/06/2011
(87) International Publication No :WO 2012/000803
(61) Patent of Addition to Application Number :NA
Filing Date :NA
(62) Divisional to Application Number :NA
Filing Date :NA

(71)**Name of Applicant :**
1)The Swatch Group Research and Development Ltd
Address of Applicant :Rue des Sors 3 CH 2074 Marin Switzerland
(72)**Name of Inventor :**
1)DIONNE Jean Fran§ois
2)BOURBAN Stewes

(57) Abstract :
The invention concerns a gold alloy. It comprises at least 75% of gold, 0.5% to 2.1% of aluminium able to form precipitates with gold, an additional metal able to favour a stable face centred cubic structure and able to increase the solubility of aluminium in gold, and a precipitate selected to obtain a hardness of more than 250 HV. The selected precipitate of aluminium with gold is the aluminium and gold precipitate AI2Au5. It includes 0.5% to 2.1% of aluminium and a complement of additional metal including a majority of silver. The method of obtaining this alloy regulates the controlled growth of the precipitate during a structuring tempering treatment following dilution and hardening. The invention concerns the use of the aluminium and gold precipitate AI2Au5 for hardening a gold alloy. The invention concerns a timepiece or piece of jewellery including at least one component made of this type of alloy.

No. of Pages : 25 No. of Claims : 16

(12) PATENT APPLICATION PUBLICATION
(19) INDIA
(22) Date of filing of Application :05/12/2012
(21) Application No.10212/CHENP/2012 A
(43) Publication Date : 23/05/2014

(54) Title of the invention : MULTIPLE STAGE INDICATING DESICCANT

(51) International classification :B01D53/28
(31) Priority Document No :10165381.4
(32) Priority Date :09/06/2010
(33) Name of priority country :EPO
(86) International Application No :PCT/IB2011/052498
Filing Date :08/06/2011
(87) International Publication No :WO 2011/154907
(61) Patent of Addition to Application Number :NA
Filing Date :NA
(62) Divisional to Application Number :NA
Filing Date :NA

(71)**Name of Applicant :**
1)BASF SE
Address of Applicant :67056 Ludwigshafen Germany
2)BASF CHINA COMPANY LIMITED
(72)**Name of Inventor :**
1)SIEGEL Angela
2)OTTO Janine
3)ECKARDT Tobias
4)HAHN Susanne

(57) Abstract :
A multiple stage indicating desiccant comprises: a) at least one aluminosilica co gel b) at least one source of iron and c) at least one source of bromide wherein the at least one source of iron and the at least one source of bromide are at least partially supported on the aluminosilica co gel. A method for the production and the use of a multiple stage indicating desiccant are also provided.

No. of Pages : 30 No. of Claims : 22

(12) PATENT APPLICATION PUBLICATION
(19) INDIA
(22) Date of filing of Application :17/12/2012

(21) Application No.10504/CHENP/2012 A
(43) Publication Date : 23/05/2014

(54) Title of the invention : ONLINE SERVICE ACCESS CONTROLS USING SCALE OUT DIRECTORY FEATURES

(51) International classification :G06F21/20,G06Q10/00
(31) Priority Document No :12/821103
(32) Priority Date :22/06/2010
(33) Name of priority country :U.S.A.
(86) International Application No :PCT/US2011/040598
Filing Date :16/06/2011
(87) International Publication No :WO 2011/163038
(61) Patent of Addition to Application Number :NA
Filing Date :NA
(62) Divisional to Application Number :NA
Filing Date :NA

(71)**Name of Applicant :**
1)MICROSOFT CORPORATION
Address of Applicant :One Microsoft Way Redmond Washington 98052 6399 U.S.A.
(72)**Name of Inventor :**
1)OLSZEWSKI Marcin
2)LUK Jonathan
3)HOPMANN Alexander I.
4)DO ROSARIO Fabricio Chalub Barbosa
5)GORBET David Paul Harris
6)CAHILL Jason Matthew

(57) Abstract :
Embodiments provide application and/or resource access control features of an online computing environment but are not so limited. In an embodiment a computer implemented method provides access control features for an online application environment based in part on the use of a number of directory service instances isolated from direct customer access and deployed in a defined datacenter architecture. In one embodiment a computing environment uses web based access control features and a number of directory service instances having organizational units and corresponding mappings to maintain a support infrastructure as part of providing features of online application services to customers. Other embodiments are included and available.

No. of Pages : 32 No. of Claims : 10

(12) PATENT APPLICATION PUBLICATION
(19) INDIA
(22) Date of filing of Application :17/12/2012

(21) Application No.10505/CHENP/2012 A
(43) Publication Date : 23/05/2014

(54) Title of the invention : CUSTOMIZING A SEARCH EXPERIENCE USING IMAGES

(51) International classification :G06F17/30,G06F3/14
(31) Priority Document No :12/820895
(32) Priority Date :22/06/2010
(33) Name of priority country :U.S.A.
(86) International Application No :PCT/US2011/040795
Filing Date :17/06/2011
(87) International Publication No :WO 2011/163065
(61) Patent of Addition to Application Number :NA
Filing Date :NA
(62) Divisional to Application Number :NA
Filing Date :NA

(71)**Name of Applicant :**
1)MICROSOFT CORPORATION
Address of Applicant :One Microsoft Way Redmond Washington 98052 6399 U.S.A.
(72)**Name of Inventor :**
1)DUNN Melissa W.
2)SCHIAPPA Daniel Salvatore
3)VAIDYANATHAN Shankar

(57) Abstract :
Systems methods and computer storage media having computer executable instructions embodied thereon that present images customized for a user. In embodiments a search query input by a user and user data associated with the user are referenced. The search query and/or user data is utilized to select one or more images to display via a display screen. Such an image(s) can be for example a background image that is presented as a background to a search results webpage and/or an icon image that represents a category of search results.

No. of Pages : 30 No. of Claims : 15

(12) PATENT APPLICATION PUBLICATION
(21) Application No.10506/CHENP/2012 A
(19) INDIA
(22) Date of filing of Application :17/12/2012
(43) Publication Date : 23/05/2014

(54) Title of the invention : TECHNIQUES FOR ADVERTISER GEOTARGETING USING MAP COORDINATES

(51) International classification :G06Q30/00
(31) Priority Document No :12/821004
(32) Priority Date :22/06/2010
(33) Name of priority country :U.S.A.
(86) International Application No :PCT/US2011/041010
Filing Date :18/06/2011
(87) International Publication No :WO 2011/163095
(61) Patent of Addition to Application Number :NA
Filing Date :NA
(62) Divisional to Application Number :NA
Filing Date :NA

(71)**Name of Applicant :**
1)MICROSOFT CORPORATION
Address of Applicant :One Microsoft Way Redmond Washington 98052 6399 U.S.A.
(72)**Name of Inventor :**
1)STILLWELL William
2)BLEGEN Darrell
3)DUNN Melissa
4)SCHIAPPA Daniel
5)OKEEFE Martin
6)CHEN Arthur
7)WOODALL Benjamin Joseph
8)CAREY John
9)GOUNARES Alexander
10)VAIDYANATHAN Shankar
11)CHIEN Jen Hsien
12)DAWIEC Marek

(57) Abstract :
Techniques to provide geo targeted advertising are described. A technique may include displaying a map to an advertiser at a first zoom level. The advertiser may stay at the first zoom level or change to a second zoom level. The advertiser may also create a user defined area of the map. The advertiser may select an advertising campaign and the advertising system may associate the selected advertising campaign with the user defined area and the selected zoom level. The advertising system may then provide the selected advertising campaign for display in a mapping application operating on a client device when the user defined area and the selected zoom level are viewed in the mapping application. Other embodiments are described and claimed.

No. of Pages : 26 No. of Claims : 15

(12) PATENT APPLICATION PUBLICATION
(19) INDIA
(22) Date of filing of Application :27/12/2012
(21) Application No.10851/CHENP/2012 A
(43) Publication Date : 23/05/2014

(54) Title of the invention : FLUORESCENT PROBE FOR IMAGING LYMPH NODES

(51) International classification :G01N21/78,A61K49/00,C07D209/60
(31) Priority Document No :2010124252
(32) Priority Date :31/05/2010
(33) Name of priority country :Japan
(86) International Application No :PCT/JP2011/003069
Filing Date :31/05/2011
(87) International Publication No :WO 2011/152046
(61) Patent of Addition to Application Number :NA
Filing Date :NA
(62) Divisional to Application Number :NA
Filing Date :NA

(71)**Name of Applicant :**
1)National University Corporation Chiba University
Address of Applicant :1 33 Yayoi cho Inage ku Chiba shi Chiba 2638522 Japan
(72)**Name of Inventor :**
1)HAYASHI Hideki
2)FUJINAMI Masanori
3)TOYOTA Taro
4)TAMURA Yutaka
5)AOKI Akira
6)MURAKI Yutaka
7)ONOUE Kazuki

(57) Abstract :
Disclosed is a near-infrared fluorescent imaging agent comprising an indocyanine-based fluorescent dye and a liposome. The near-infrared fluorescent imaging agent of the present invention demonstrates high fluorescence intensity and a long anchoring time in sentinel lymph nodes, thereby making it useful for detecting sentinel lymph nodes in sentinel lymph node navigation surgery. Also disclosed is an indocyanine green derivative that is particularly suitable for use in the near-infrared fluorescent imaging agent of the present invention.

No. of Pages : 110 No. of Claims : 15

(12) PATENT APPLICATION PUBLICATION
(19) INDIA
(22) Date of filing of Application :27/12/2012
(21) Application No.10836/CHENP/2012 A
(43) Publication Date : 23/05/2014

(54) Title of the invention : STRETCH HOODS MADE FROM ULDPE RICH FORMULATIONS

(51) International classification :B32B27/32,C08J5/18
(31) Priority Document No :PCT/ES2010/070457
(32) Priority Date :02/07/2010
(33) Name of priority country :PCT
(86) International Application No :PCT/US2011/042950
Filing Date :05/07/2011
(87) International Publication No :WO 2012/003510
(61) Patent of Addition to Application Number :NA
Filing Date :NA
(62) Divisional to Application Number :NA
Filing Date :NA

(71)**Name of Applicant :**
1)DOW GLOBAL TECHNOLOGIES LLC
Address of Applicant :2040 Dow Center Midland MI 48674 U.S.A.
(72)**Name of Inventor :**
1)BENSASON Selim
2)MAYER Andreas
3)MANRIQUE Antonio

(57) Abstract :
Polymeric mono or multilayer stretch hood packaging film with an overall density that does not exceed 0.920 g/cc comprises: A. At least one core layer comprising: 1. At least 50 wt% ULDPE with a density of 0.900 to 0.920 g/cc; and 2. Optionally at least one of: a. LDPE with a density of 0.915 to 0.925 g/cc and b. EVA with a VA content of 4 to 20 wt%; and B. Optionally two skin layers each skin layer independently comprising: 1. At least 50 wt% ULDPE with a density of 0.900 to 0.920 g/cc; and 2. Optionally an LDPE with a density of 0.915 to 0.925 g/cc.

No. of Pages : 22 No. of Claims : 12

(12) PATENT APPLICATION PUBLICATION
(19) INDIA
(22) Date of filing of Application :27/12/2012

(21) Application No.10837/CHENP/2012 A
(43) Publication Date : 23/05/2014

(54) Title of the invention : LOW VISCOSITY SILYL MODIFIED POLYMERS

(51) International classification :C08G18/28,C08G18/48,C08G18/71
(31) Priority Document No :61/359989
(32) Priority Date :30/06/2010
(33) Name of priority country:U.S.A.
(86) International Application No :PCT/US2011/042366
Filing Date :29/06/2011
(87) International Publication No :WO 2012/003216
(61) Patent of Addition to Application Number :NA
Filing Date :NA
(62) Divisional to Application Number :NA
Filing Date :NA

(71)**Name of Applicant :**
1)DOW GLOBAL TECHNOLOGIES LLC
Address of Applicant :2040 Dow Center Midland MI 48674 U.S.A.
(72)**Name of Inventor :**
1)ZHANG Ling
2)VYAKARANAM Kameswara
3)ARSHAD Sara
4)KOONCE William

(57) Abstract :
Embodiment of the invention provide for compositions having at least one crosslinkable silyl group in each molecule. The crosslinkable silane terminated polymer may include a reaction product of at least a polyol having a nominal functionality of at least 2 and a isocyanate capped hydrosilylated polymer. The isocyanate capped hydrosilylated polymer may include a reaction product of at least one isocyanate and a hydrosilylated polymer. The hydrosilylated polymer may include a reaction product of a the reaction of at least a) a polymer having at least one unsaturated group and at least one alcoholic hydroxyl group in each molecule and having a number average molecular weight of between about 100 and about 5000 and b) a compound having a hydrogen silicon bond and a crosslinkable silyl group in each molecule.

No. of Pages : 22 No. of Claims : 17

(12) PATENT APPLICATION PUBLICATION
(21) Application No.10843/CHENP/2012 A
(19) INDIA
(22) Date of filing of Application :27/12/2012
(43) Publication Date : 23/05/2014

(54) Title of the invention : SYSTEM APPARATUS AND METHOD FOR UTILIZING NETWORK ACCESS PARAMETERS IN WIRELESS COMMUNICATION SYSTEMS

(51) International classification :H04W36/00
(31) Priority Document No :61/358817
(32) Priority Date :25/06/2010
(33) Name of priority country :U.S.A.
(86) International Application No :PCT/US2011/041836
Filing Date :24/06/2011
(87) International Publication No :WO 2011/163597
(61) Patent of Addition to Application Number :NA
Filing Date :NA
(62) Divisional to Application Number :NA
Filing Date :NA

(71)**Name of Applicant :**
1)QUALCOMM INCORPORATED
Address of Applicant :Attn: International IP Administration 5775 Morehouse Drive San Diego CA 92121 U.S.A.
(72)**Name of Inventor :**
1)TENNY Nathan Edward

(57) Abstract :
In accordance with aspects of the disclosure a method apparatus and computer program product are provided for wireless communication. The method apparatus and computer program product may be configured to provide a message from a first network to a device wherein the message comprises one or more parameters for access to a second network direct the device to switch from the first network to the second network based on the one or more parameters provided by the first network and direct the device to perform random access on the second network based at least in part on the one or more parameters provided by the first network. The one or more parameters may comprise a priority parameter for performing random access on the second network.

No. of Pages : 58 No. of Claims : 52

(12) PATENT APPLICATION PUBLICATION
(19) INDIA
(22) Date of filing of Application :27/12/2012

(21) Application No.10844/CHENP/2012 A
(43) Publication Date : 23/05/2014

(54) Title of the invention : CIRCUIT SWITCHED FALLBACK RELIABILITY IN WIRELESS COMMUNICATION SYSTEMS

(51) International classification :H04W36/00
(31) Priority Document No :61/357895
(32) Priority Date :23/06/2010
(33) Name of priority country :U.S.A.
(86) International Application No :PCT/US2011/041508
Filing Date :22/06/2011
(87) International Publication No :WO 2011/163405
(61) Patent of Addition to Application Number :NA
Filing Date :NA
(62) Divisional to Application Number :NA
Filing Date :NA

(71)**Name of Applicant :**
1)QUALCOMM INCORPORATED
Address of Applicant :Attn: International IP Administration 5775 Morehouse Drive San Diego CA 92121 U.S.A.
(72)**Name of Inventor :**
1)RAMACHANDRAN Shyamal
2)KLINGENBRUNN Thomas
3)GRIOT Miguel

(57) Abstract :
In accordance with aspects of the disclosure a method apparatus and computer program product are provided for wireless communication. The method apparatus and computer program product may be configured to determine that a device is switching from a first cell and a first location to a second cell and a second location to implement a mobile terminated circuit switched fallback process generate a routing area update message including a flag indicating a pending data packet for communication and transmit the generated routing area update message.

No. of Pages : 46 No. of Claims : 40

(12) PATENT APPLICATION PUBLICATION
(19) INDIA
(22) Date of filing of Application :27/12/2012
(21) Application No.10845/CHENP/2012 A
(43) Publication Date : 23/05/2014

(54) Title of the invention : SYSTEM AND METHOD FOR TRANSMITTING AND RECEIVING SIGNAL WITH QUASI PERIODIC PULSE SEQUENCE

(51) International classification :H04B1/717,H04B1/7183
(31) Priority Document No :61/348899
(32) Priority Date :27/05/2010
(33) Name of priority country :U.S.A.
(86) International Application No :PCT/US2011/038231
Filing Date :26/05/2011
(87) International Publication No :WO 2011/150272
(61) Patent of Addition to Application Number :NA
Filing Date :NA
(62) Divisional to Application Number :NA
Filing Date :NA

(71)**Name of Applicant :**
1)QUALCOMM Incorporated
Address of Applicant :5775 Morehouse Drive San Diego California 92121 U.S.A.
(72)**Name of Inventor :**
1)BUDIANU Petru Cristian
2)SHI Jun
3)JULIAN David Jonathan

(57) Abstract :
System and method are disclosed for synchronization of a transmitting device and a receiving device that communicate with each other via pulse modulation. The synchronization technique entails the transmitting device sending one or more quasi periodic pulse sequences to the receiving device. A quasi periodic pulse sequence is based on a substantially periodic pulse sequence and may include some non periodic pulses or not include some periodic pulses. The transmitting device may transmit frames each including a preamble that comprises one or more quasi periodic pulse sequences and a data payload that may comprise data. The receiving device receives the signal generates samples of the signal and detects the quasi periodic pulse sequences in the received signal by analyzing samples based on a sample associated with a pulse and the period associated with the substantially periodic pulse sequence. The receiving device is further able to detect frames based on the detection of the sequence and extract data therefrom.

No. of Pages : 39 No. of Claims : 38

(12) PATENT APPLICATION PUBLICATION
(19) INDIA
(22) Date of filing of Application :27/12/2012
(21) Application No.10826/CHENP/2012 A
(43) Publication Date : 23/05/2014

(54) Title of the invention : DEVICE AND METHOD FOR CLOSING CONTAINERS

(51) International classification :B65B7/26
(31) Priority Document No :TO2010A000560
(32) Priority Date :30/06/2010
(33) Name of priority country :Italy
(86) International Application No :PCT/IB2011/052717
Filing Date :21/06/2011
(87) International Publication No :WO 2012/001581
(61) Patent of Addition to Application Number :NA
Filing Date :NA
(62) Divisional to Application Number :NA
Filing Date :NA

(71)**Name of Applicant :**
1)MAGIC PRODUCTION GROUP S.A.
Address of Applicant :Findel Business Center Complexe B Rue de Tr¨ves L 2632 Findel Luxembourg
(72)**Name of Inventor :**
1)VACCARELLA Paolo

(57) Abstract :
A device for closing containers (C) including a first (CI) and a second (C2) vat shaped half shell and to be coupled with their respective mouth portions in a frontal mating relationship (C12) as a result of a turnover movement leading the second half shell (C2) initially arranged sideways of the first half shell (CI) to overturn closing onto the first half shell (CI). The device includes a support body (12) with a holder structure (14) for receiving the first half shell (CI) of one of the containers (C) with the second half shell (C2) hinged (C3) to the first half shell (CI) and protruding from one side of the support body (12) as well a turnover element (112) with at least one pusher member (120) selectively actuatable to advance towards the support body (12) for imparting to the second half shell (C2) the aforementioned turnover closing movement.

No. of Pages : 25 No. of Claims : 10

(12) PATENT APPLICATION PUBLICATION
(21) Application No.10829/CHENP/2012 A
(19) INDIA
(22) Date of filing of Application :27/12/2012
(43) Publication Date : 23/05/2014

(54) Title of the invention : LIGHT EMITTING DEVICE AND MANUFACTURING METHOD THEREFOR

(51) International classification :H01L33/02
(31) Priority Document No :2010123757
(32) Priority Date :31/05/2010
(33) Name of priority country :Japan
(86) International Application No :PCT/JP2011/061979
Filing Date :25/05/2011
(87) International Publication No :WO 2011/152262
(61) Patent of Addition to Application Number :NA
Filing Date :NA
(62) Divisional to Application Number :NA
Filing Date :NA

(71)**Name of Applicant :**
1)NICHIA CORPORATION
Address of Applicant :491 100 Oka Kaminaka cho Anan shi Tokushima 7748601 Japan
(72)**Name of Inventor :**
1)ICHIKAWA Masatsugu

(57) Abstract :
Provided is a light emitting device capable of reducing light attenuation within the element and having high light extraction efficiency, and a method of manufacturing the light emitting device. The light emitting device has a light emitting element having a light transmissive member and semiconductor stacked layer portion, electrodes disposed on the semiconductor stacked layer portion in this order. The light emitting element has a first region and a second region from the light transmissive member side. The light transmissive member has a third region and a fourth region from the light emitting element side. The first region has an irregular atomic arrangement compared with the second region. The third region has an irregular atomic arrangement compared with the fourth region. The first region and the third region are directly bonded.

No. of Pages : 28 No. of Claims : 7

(12) PATENT APPLICATION PUBLICATION
(21) Application No.10830/CHENP/2012 A
(19) INDIA
(22) Date of filing of Application :27/12/2012
(43) Publication Date : 23/05/2014

(54) Title of the invention : RAZORS AND RAZOR BLADE CARTRIDGES AND METHODS OF MANUFACTURE THEREFORE

(51) International classification :C08J7/18,C08J7/12,B26B21/44
(31) Priority Document No :1009019.9
(32) Priority Date :01/06/2010
(33) Name of priority country :U.K.
(86) International Application No :PCT/GB2011/000826
Filing Date :31/05/2011
(87) International Publication No :WO 2011/151616
(61) Patent of Addition to Application Number :NA
Filing Date :NA
(62) Divisional to Application Number :NA
Filing Date :NA

(71)**Name of Applicant :**
1)THE KING OF SHAVES COMPANY LTD
Address of Applicant :1st Floor 10 Penn Road Beaconsfield HP9 2LH U.K.
(72)**Name of Inventor :**
1)HILL Andrew
2)HONOUR Andrew

(57) Abstract :
The invention relates to razors and razor blade cartridges and methods of manufacture therefore including at least one razor blade housing made from polymer material and at least one skin contacting surface the at least one skin contacting surface being made of a superhydrophillic polymer material. The polymer material has surface properties modified by functionalisation. Preferably the polymer material is a TPU or TPE with a Rockwell hardness D scale between 30D and 85D a tensile strength between 35 and 80 MPA and a flexural modulas between 40 and 2350 MPA The invention also relates to a method of manufacture of a razor blade cartridge including the steps of moulding a cartridge housing including skin contacting surfaces of polymeric material; subsequently activating the skin engaging surfaces of the polymer using either physical or chemical means to make the surface receptive to the covalent grafting of a monomer and grafting a functional group onto the surface such as an N vinyl lactam.

No. of Pages : 22 No. of Claims : 18

(12) PATENT APPLICATION PUBLICATION
(19) INDIA
(22) Date of filing of Application :27/12/2012
(21) Application No.10831/CHENP/2012 A
(43) Publication Date : 23/05/2014

(54) Title of the invention : LIQUID CRYSTAL DISPLAY DEVICE AND DISPLAY DEFECT CORRECTION METHOD

(51) International classification :G02F1/1345,G02F1/133,G02F1/1368
(31) Priority Document No :2010127297
(32) Priority Date :02/06/2010
(33) Name of priority country :Japan
(86) International Application No :PCT/JP2011/062671
Filing Date :02/06/2011
(87) International Publication No :WO 2011/152483
(61) Patent of Addition to Application Number :NA
Filing Date :NA
(62) Divisional to Application Number :NA
Filing Date :NA

(71)**Name of Applicant :**
1)SHARP KABUSHIKI KAISHA
Address of Applicant :22 22 Nagaike cho Abeno ku Osaka shi Osaka 5458522 Japan
(72)**Name of Inventor :**
1)SHOHRAKU Akihiro
2)YAGI Toshifumi
3)MATSUDA Masahiro
4)NAKAGAWA Hidetoshi
5)OHISHI Takuya
6)KUBOTA Tomofumi
7)MIYAMOTO Kazushige
8)SUZUKI Haruhisa

(57) Abstract :
ABSTRACT A liquid crystal display device (100) according to the present invention includes a plurality of pixels arrayed in a matrix, n number of the pixels (n is an even number of 4 or greater) being included in a color display pixel (CP). The liquid crystal display device includes an active matrix substrate (10) including a plurality of scanning lines (12) extending in a row direction and a plurality of signal lines (13) extending in a column direction; and a signal line driving circuit (3) that supplies, as a display signal, a gray scale voltage of a positive or negative polarity to each of the plurality of signal lines. The plurality of signal lines include a first type of signal line (13a) which does not intersect another signal line, and a second type of signal line (13b) which intersects a signal line adjacent thereto outside a display area in the state where an insulating film (16) is interposed therebetween. The active matrix substrate further includes a correction line (40) which is provided in the vicinity of an intersection region (IR) where the second type of signal line intersects the adjacent signal line, is electrically separated from the plurality of signal lines, and is at a floating potential.

No. of Pages : 79 No. of Claims : 15

(12) PATENT APPLICATION PUBLICATION
(19) INDIA
(22) Date of filing of Application :06/12/2012
(21) Application No.10239/CHENP/2012 A
(43) Publication Date : 23/05/2014

(54) Title of the invention : PROCESS FOR REMOVING ISOLATING AND PURIFYING DICARBOXYLIC ACIDS

(51) International classification :C07C51/42,C07C51/43,C07C51/47
(31) Priority Document No :10 2010 025 167.4
(32) Priority Date :25/06/2010
(33) Name of priority country :Germany
(86) International Application No :PCT/EP2011/002686
Filing Date :31/05/2011
(87) International Publication No :WO 2011/160760
(61) Patent of Addition to Application Number :NA
Filing Date :NA
(62) Divisional to Application Number :NA
Filing Date :NA

(71)**Name of Applicant :**
1)THYSSENKRUPP UHDE GMBH
Address of Applicant :Friedrich Uhde Str. 15 44141 Dortmund Germany
(72)**Name of Inventor :**
1)TIETZ Wolfgang
2)SCHULZE Joachim

(57) Abstract :
A process for removing isolating and purifying dicarboxylic acid from fermentation broths which comprises the following steps: f) removal of the biomass and any solids present from the fermentation broth in two successive stages g) removal of the dicarboxylic acid solution from the biomass free fermentation broth by simulated moving bed (SMB) chromatography h) fine purification of the dicarboxylic acid solution i) multistage evaporative concentration and crystallization j) separation and drying of the crystals.

No. of Pages : 11 No. of Claims : 11

(12) PATENT APPLICATION PUBLICATION
(19) INDIA
(22) Date of filing of Application :06/12/2012
(21) Application No.10248/CHENP/2012 A
(43) Publication Date : 23/05/2014

(54) Title of the invention : PIPERIDINYL COMPOUND AS A MODULATOR OF CHEMOKINE RECEPTOR ACTIVITY

(51) International classification :C07D211/52,A61K31/451
(31) Priority Document No :61/355225
(32) Priority Date :16/06/2010
(33) Name of priority country :U.S.A.
(86) International Application No :PCT/US2011/040605
Filing Date :16/06/2011
(87) International Publication No :WO 2011/159852
(61) Patent of Addition to Application Number :NA
Filing Date :NA
(62) Divisional to Application Number :NA
Filing Date :NA

(71)**Name of Applicant :**
1)BRISTOL MYERS SQUIBB COMPANY
Address of Applicant :Route 206 and Province Line Road Princeton New Jersey 08543 4000 U.S.A.
(72)**Name of Inventor :**
1)CHERNEY Robert J.
2)DUNCIA John V.
3)GARDNER Daniel S.
4)SANTELLA Joseph B.
5)WANG Zhongyu

(57) Abstract :
The present application describes the compound of formula (I): or stereoisomers or pharmaceutically acceptable salts thereof. In addition methods of treating and preventing inflammatory diseases such as asthma and allergic diseases as well as autoimmune pathologies such as rheumatoid arthritis and arthrosclerosis using the compound of the invention are disclosed.

No. of Pages : 47 No. of Claims : 14

(12) PATENT APPLICATION PUBLICATION
(19) INDIA
(22) Date of filing of Application :28/12/2012
(21) Application No.10890/CHENP/2012 A
(43) Publication Date : 23/05/2014

(54) Title of the invention : HEAT EXCHANGER PLATE PLATE HEAT EXCHANGER PROVIDED THEREWITH AND METHOD FOR MANUFACTURING A PLATE HEAT EXCHANGER

(51) International classification :F28D9/00,F28F21/04
(31) Priority Document No :10 2010 030 781.5
(32) Priority Date :30/06/2010
(33) Name of priority country :Germany
(86) International Application No :PCT/EP2011/059638
Filing Date :09/06/2011
(87) International Publication No :WO 2012/000767
(61) Patent of Addition to Application Number :NA
Filing Date :NA
(62) Divisional to Application Number :NA
Filing Date :NA

(71)**Name of Applicant :**
1)SGL CARBON SE
Address of Applicant :Shnleinstr. 8 65201 Wiesbaden Germany
(72)**Name of Inventor :**
1)FRANZ Markus
2)REITZ Matthias

(57) Abstract :
The present invention relates to a heat exchanger plate (1) to the manufacture thereof and to the use of the heat exchanger plate (1) according to the invention in a plate heat exchanger (100). A plate substrate (10) which is provided is formed at least on its top side (10o) with a flow duct arrangement (20) which has a multiplicity of flow ducts (20k) wherein some or all of the flow ducts (20k) have over the entire extent thereof or in sections duct rods (20s) which form duct walls (20w) which delimit a duct channel (20w) of the respective flow duct (20k).

No. of Pages : 53 No. of Claims : 20

(12) PATENT APPLICATION PUBLICATION
(19) INDIA
(22) Date of filing of Application :28/12/2012
(21) Application No.10891/CHENP/2012 A
(43) Publication Date : 23/05/2014

(54) Title of the invention : SILYL TERMINATED POLYMERS

(51) International classification :C08G18/10,C08G18/28,C08G18/80
(31) Priority Document No :61/359992
(32) Priority Date :30/06/2010
(33) Name of priority country:U.S.A.
(86) International Application No :PCT/US2011/042195
Filing Date :28/06/2011
(87) International Publication No :WO 2012/003187
(61) Patent of Addition to Application Number :NA
Filing Date :NA
(62) Divisional to Application Number :NA
Filing Date :NA

(71)**Name of Applicant :**
1)DOW GLOBAL TECHNOLOGIES LLC
Address of Applicant :2040 Dow Center Midland MI 48674 U.S.A.
(72)**Name of Inventor :**
1)VYAKARANAM Kameswara
2)ZHANG Ling
3)KOONCE William
4)ARSHAD Sara
5)MINNIKANTI Venkat
6)LATHAM Dwight
7)ATHEY Phillip

(57) Abstract :
Embodiments of the invention provide for compositions including a crosslinkable silane terminated polymer having at least one crosslinkable silyl group in each molecule. The crosslinkable silane terminated polymer comprises a reaction product of at least a isocyanate capped hydrosilylated polymer and a polyol having a nominal functionality of at least 2 which is at least one of a polycarbonate polyol a natural oil based polyol a polyoxyalkyleneamine a difunctional aromatic amine a polybutyloxide polyether polyol and a polytetramethylene glycol.

No. of Pages : 28 No. of Claims : 21

(12) PATENT APPLICATION PUBLICATION
(19) INDIA
(22) Date of filing of Application :28/12/2012
(21) Application No.10892/CHENP/2012 A
(43) Publication Date : 23/05/2014

(54) Title of the invention : TIN FREE SILYL TERMINATED POLYMERS

(51) International classification :C08G18/18,C08G18/20,C08G18/22
(31) Priority Document No :61/360199
(32) Priority Date :30/06/2010
(33) Name of priority country:U.S.A.
(86) International Application No :PCT/US2011/042355
Filing Date :29/06/2011
(87) International Publication No :WO 2012/003212
(61) Patent of Addition to Application Number :NA
Filing Date :NA
(62) Divisional to Application Number :NA
Filing Date :NA

(71)**Name of Applicant :**
1)DOW GLOBAL TECHNOLOGIES LLC
Address of Applicant :2040 Dow Center Midland MI 48674 U.S.A.
(72)**Name of Inventor :**
1)VYAKARANAM Kameswara
2)ZHANG Ling
3)KOONCE William
4)MEDINA Juan
5)KAILASAM Ganesh
6)DUGGAL Rajat
7)WILMOT Nathan

(57) Abstract :
Embodiments of the invention provide for methods of producing a composition comprising a crosslinkable silane terminated polymer having at least one crosslinkable silyl group in each molecule. The method comprises providing a polymer having at least one unsaturated group and at least one alcoholic hydroxyl group in each molecule adding to the polymer a compound having a hydrogen silicon bond and a crosslinkable silyl group in each molecule and a hydrosilylation catalyst to thereby carry out a hydrosilylation reaction to form a composition comprising hydrosilylated polyoxyalkylene polymers reacting the hydrosilylated polyoxyalkylene polymers with at least one isocyanate in the presence of a first tin free catalyst to form an isocyanate reacted hydrosilylated polymer and optionally reacting the isocyanate reacted hydrosilylated polymer with a polyol having a nominal functionality of at least 2 to form a polyol reacted crosslinkable silane terminated polymer.

No. of Pages : 20 No. of Claims : 13

(12) PATENT APPLICATION PUBLICATION
(19) INDIA
(22) Date of filing of Application :06/12/2012
(21) Application No.10236/CHENP/2012 A
(43) Publication Date : 23/05/2014

(54) Title of the invention : EXTERNAL BOOT DEVICE EXTERNAL BOOT PROGRAM EXTERNAL BOOT METHOD AND NETWORK COMMUNICATION SYSTEM

(51) International classification :G06F21/57,G06K19/00,G06F21/85
(31) Priority Document No :NA
(32) Priority Date :NA
(33) Name of priority country :NA
(86) International Application No :PCT/JP2010/057962
Filing Date :11/05/2010
(87) International Publication No :WO 2011/141997
(61) Patent of Addition to Application Number :NA
Filing Date :NA
(62) Divisional to Application Number :NA
Filing Date :NA

(71)**Name of Applicant :**
1)SUGINAKA, junko
Address of Applicant :Toranomon Garden 408, 3-10-4, Toranomon, Minato-ku, tokyo 105-0001 Japan
2)YASUDA, Hiroshi
(72)**Name of Inventor :**
1)SUGINAKA Junko
2)FURUKAWA Yoshihisa

(57) Abstract :
A USB memory (2) is provided with an MBR storage unit (261) and a distributed processing unit (221). The MBR storage unit (261) stores an MBR which is a program which has been set so as to be prioritized in startup by the BIOS of a terminal (1) for reading a loader and mapping thereof upon a boot memory area (120) of the terminal (1) said MBR causing a stack area (1203) to be positioned to overlap the higher order bits of the vector 2 with respect to an interrupt vector table (1202) that has been set in the boot memory area (120). A distributed processing unit (221) preceding boot of the MBR partitions the loader into a pre set number of units and creates mapping information for when loading each partitioned loader into the boot memory area. As a result operation of malware is suppressed by an external boot.

No. of Pages : 65 No. of Claims : 15

(12) PATENT APPLICATION PUBLICATION
(19) INDIA
(22) Date of filing of Application :28/12/2012
(21) Application No.10871/CHENP/2012 A
(43) Publication Date : 23/05/2014

(54) Title of the invention : SWIVEL DRIVE

(51) International classification :F16H1/16,B66C23/84,E02F9/12
(31) Priority Document No :10 2010 022 476.6
(32) Priority Date :02/06/2010
(33) Name of priority country :Germany
(86) International Application No :PCT/EP2011/002658
Filing Date :30/05/2011
(87) International Publication No :WO 2011/151046 A1
(61) Patent of Addition to Application Number :NA
Filing Date :NA
(62) Divisional to Application Number :NA
Filing Date :NA

(71)**Name of Applicant :**
1)IMO HOLDING GMBH
Address of Applicant :Imostrasse 1 91350 Gremsdorf Germany
(72)**Name of Inventor :**
1)V–LLNER Martin
2)FRANK Hubertus
3)KLINNER Uwe

(57) Abstract :
The invention relates to a device (1) for the rotary drive of part of a machine or piece of equipment for example a crane an elevating working platform a tracking photovoltaic assembly or heliostat or the like equipment for tracking mirrors within the context of a solar thermal power station etc. on a foundation or on a chassis for example of a heavy goods vehicle or another part of a machine or piece of equipment comprising a worm gear mechanism having a housing (2) which has a connecting surface for connecting to a part of the machine or piece of equipment to a chassis or to a foundation having a worm which can be caused to rotate manually or by means of a drive motor and having a worm gear (4) which is rotatably mounted in the housing in that on both sides of the toothing of the worm gear provided to engage with the worm (3) at least one rolling contact bearing is provided in each case and which has a connecting surface for connecting to a part of a machine or piece of equipment to a chassis or to a foundation; according to the invention the housing (2) and the worm gear (4) are each formed in one piece wherein the smallest internal diameter of the housing (2) is larger than the largest external diameter of the worm gear (4).

No. of Pages : 28 No. of Claims : 25

(12) PATENT APPLICATION PUBLICATION
(19) INDIA
(22) Date of filing of Application :28/12/2012
(21) Application No.10872/CHENP/2012 A
(43) Publication Date : 23/05/2014

(54) Title of the invention : SOLENOID VALVE

(51) International classification :F16K31/06,H01F7/121,H01F7/16
(31) Priority Document No :2010150879
(32) Priority Date :01/07/2010
(33) Name of priority country :Japan
(86) International Application No :PCT/JP2011/064273
Filing Date :22/06/2011
(87) International Publication No :WO 2012/002220
(61) Patent of Addition to Application Number :NA
Filing Date :NA
(62) Divisional to Application Number :NA
Filing Date :NA

(71)**Name of Applicant :**
1)SMC KABUSHIKI KAISHA
Address of Applicant :Akihabara UDX 15F, 4 14 1 Sotokanda Chiyoda ku Tokyo 1010021 Japan
(72)**Name of Inventor :**
1)FUKANO Yoshihiro
2)YOSHIDA Masami
3)KARIBE Takeshi

(57) Abstract :
Disclosed is a solenoid valve. In a solenoid section (22) forming part of a solenoid valve (10) a sleeve (40) is provided on the inner circumferential side of a bobbin (36) around which a coil (34) is wound. This sleeve (40) is formed from magnetic material and has a cylindrical section (46) and a flange section (48) formed at the lower end of the cylindrical section (46). At the upper end of the cylindrical section (46) a tapered section (50) is formed in which the outer circumferential face is recessed in the radially inward direction. The tapered section (50) is arranged facing and in close contact with the outer circumferential face of a fixed core (38) such that the magnetic flux density in the tapered section (50) increases when the solenoid section (22) is excited.

No. of Pages : 27 No. of Claims : 11

(12) PATENT APPLICATION PUBLICATION
(19) INDIA
(22) Date of filing of Application :28/12/2012
(21) Application No.10880/CHENP/2012 A
(43) Publication Date : 23/05/2014

(54) Title of the invention : SURFACE MODIFICATION OF PRESSURE SENSITIVE ADHESIVES WITH NANOPARTICLES

(51) International classification :C09J7/00,C09J7/02,C09J11/00
(31) Priority Document No :61/359934
(32) Priority Date :30/06/2010
(33) Name of priority country :U.S.A.
(86) International Application No :PCT/US2011/040855
Filing Date :17/06/2011
(87) International Publication No :WO 2012/012060
(61) Patent of Addition to Application Number :NA
Filing Date :NA
(62) Divisional to Application Number :NA
Filing Date :NA

(71)**Name of Applicant :**
1)3M INNOVATIVE PROPERTIES COMPANY
Address of Applicant :3M Center Post Office Box 33427 Saint Paul Minnesota 55133 3427 U.S.A.
(72)**Name of Inventor :**
1)CHEN Zhong
2)ERDOGAN HAUG Belma

(57) Abstract :
Adhesive articles having surface modified nanoparticles located on or near at least one surface of a layer of pressure sensitive adhesive are described. Methods of making such adhesive articles are also described.

No. of Pages : 24 No. of Claims : 25

(12) PATENT APPLICATION PUBLICATION
(19) INDIA
(22) Date of filing of Application :19/12/2012
(21) Application No.10567/CHENP/2012 A
(43) Publication Date : 23/05/2014

(54) Title of the invention : STRUCTURE FOR VEHICLE BODY FRONT PORTION

(51) International classification :B62D25/20
(31) Priority Document No :2010-119910
(32) Priority Date :25/05/2010
(33) Name of priority country :Japan
(86) International Application No :PCT/JP2011/059917
Filing Date :22/04/2011
(87) International Publication No :WO 2011/148747 A1
(61) Patent of Addition to Application Number :NA
Filing Date :NA
(62) Divisional to Application Number :NA
Filing Date :NA

(71)**Name of Applicant :**
1)HONDA MOTOR CO. LTD.
Address of Applicant :1 1 Minami Aoyama 2 chome Minato ku Tokyo 1078556 Japan
(72)**Name of Inventor :**
1)KIHARA Makoto
2)ICHIKAWA Shuji
3)NAOI Daisuke

(57) Abstract :
A structure for a vehicle body front portion provided with a cross member (24) which is provided to a dashboard lower panel (19) on the engine room (13) side thereof and is extended between left and right front side frames (16 16). The cross member (24) is divided into left and right cross members (65 66). A cup shaped joint cover (22) is sandwiched between the left and right cross members (65 66).

No. of Pages : 38 No. of Claims : 12

(12) PATENT APPLICATION PUBLICATION
(19) INDIA
(22) Date of filing of Application :19/12/2012
(21) Application No.10569/CHENP/2012 A
(43) Publication Date : 23/05/2014

(54) Title of the invention : ARC EVAPORATION SOURCE HAVING FAST FILM FORMING SPEED FILM FORMATION DEVICE AND MANUFACTURING METHOD FOR COATING FILM USING THE ARC EVAPORATION SOURCE

(51) International classification :C23C14/24,C23C14/35
(31) Priority Document No :2010142614
(32) Priority Date :23/06/2010
(33) Name of priority country :Japan
(86) International Application No :PCT/JP2011/003403
Filing Date :15/06/2011
(87) International Publication No :WO 2011/161903 A1
(61) Patent of Addition to Application Number :NA
Filing Date :NA
(62) Divisional to Application Number :NA
Filing Date :NA

(71)**Name of Applicant :**
1)KABUSHIKI KAISHA KOBE SEIKO SHO(KOBE STEEL, LTD)
Address of Applicant :10 26 Wakinohama cho 2 chome Chuo ku Kobe shi Hyogo 6518585 Japan
(72)**Name of Inventor :**
1)TANIFUJI Shinichi
2)YAMAMOTO Kenji
3)NOMURA Homare
4)KUROKAWA Yoshinori
5)GOTO Naoyuki

(57) Abstract :
Disclosed is an arc evaporation source having fast film forming speed. The disclosed arc evaporation source (1) is provided with: at least one circumference magnet (3) which surrounds the circumference of a target (2) and which is arranged so that the magnetisation direction of the magnet runs along the direction orthogonal to the surface of the target (2); a non ring shaped first permanent magnet (4A) which is arranged on the rear surface side of the target (2) has polarity in the same direction as the polarity of the circumference magnet (3) and is arranged so that the magnetisation direction thereof runs along the direction orthogonal to the surface of the target (2); a non ring shaped second permanent magnet (4B) which is arranged either on the rear surface side of the first permanent magnet (4A) or between the first permanent magnet (4A) and the target (2) so as to leave a gap from the first permanent magnet (4A) and which has polarity in the same direction as the polarity of the circumference magnet (3) and is arranged so that the magnetisation direction thereof runs along the direction orthogonal to the surface of the target (2); and a magnetic body (5) which is arranged between the first permanent magnet (4A) and the second permanent magnet (4B).

No. of Pages : 55 No. of Claims : 14

(12) PATENT APPLICATION PUBLICATION
(19) INDIA
(22) Date of filing of Application :19/12/2012
(21) Application No.10572/CHENP/2012 A
(43) Publication Date : 23/05/2014

(54) Title of the invention : CRYSTALLINE BLOCK COMPOSITES AS COMPATIBILIZERS

(51) International classification :C08L23/06,C08L23/08,C08L23/10
(31) Priority Document No :61/356978
(32) Priority Date :21/06/2010
(33) Name of priority country :U.S.A.
(86) International Application No :PCT/US2011/041189
Filing Date :21/06/2011
(87) International Publication No :WO 2011/163187
(61) Patent of Addition to Application Number :NA
Filing Date :NA
(62) Divisional to Application Number :NA
Filing Date :NA

(71)**Name of Applicant :**
1)DOW GLOBAL TECHNOLOGIES LLC
Address of Applicant :2040 Dow Center Midland Michigan 48674 U.S.A.
(72)**Name of Inventor :**
1)LI PI SHAN Colin
2)CARNAHAN Edmund M.
3)MARCHAND Gary R.
4)WALTON Kim L.
5)KARJALA Thomas
6)WEINHOLD Jeffrey D.

(57) Abstract :
Embodiments of the invention provide crystalline block composites and their use as compatibilizers.

No. of Pages : 60 No. of Claims : 8

(12) PATENT APPLICATION PUBLICATION
(19) INDIA
(22) Date of filing of Application :19/12/2012
(21) Application No.10579/CHENP/2012 A
(43) Publication Date : 23/05/2014

(54) Title of the invention : COMPOSITIONS

(51) International classification :A61K8/11,A61Q5/12,A61K8/84
(31) Priority Document No :10290345.7
(32) Priority Date :25/06/2010
(33) Name of priority country :EPO
(86) International Application No :PCT/EP2011/060736
Filing Date :27/06/2011
(87) International Publication No:WO 2011/161265
(61) Patent of Addition to Application Number :NA
Filing Date :NA
(62) Divisional to Application Number :NA
Filing Date :NA

(71)**Name of Applicant :**
1)GIVAUDAN SA
Address of Applicant :Chemin de la Parfumerie 5 CH 1214 Vernier Switzerland
(72)**Name of Inventor :**
1)VAUTRIN Claire
2)GEFFROY Cdric

(57) Abstract :
Polyurea and polyamide capsules encapsulating fragrance oils which oils contain precursors of fragrant aldehydes that are adapted to release the aldehydes under activating conditions.

No. of Pages : 42 No. of Claims : 17

(12) PATENT APPLICATION PUBLICATION
(19) INDIA
(22) Date of filing of Application :31/12/2012
(21) Application No.10915/CHENP/2012 A
(43) Publication Date : 23/05/2014

(54) Title of the invention : METHOD FOR PRODUCING THREE DIMENSIONALLY SHAPED STRUCTURE AND THREE DIMENSIONALLY SHAPED STRUCTURE OBTAINED BY SAME

(51) International classification :B22F3/16,B22F3/105,B29C67/00
(31) Priority Document No :2010132209
(32) Priority Date :09/06/2010
(33) Name of priority country :Japan
(86) International Application No :PCT/JP2011/063268
Filing Date :09/06/2011
(87) International Publication No :WO 2011/155567
(61) Patent of Addition to Application Number :NA
Filing Date :NA
(62) Divisional to Application Number :NA
Filing Date :NA

(71)**Name of Applicant :**
1)PANASONIC CORPORATION
Address of Applicant :1006 Oaza Kadoma Kadoma shi Osaka 5718501 Japan
2)OPM laboratory Co. Ltd.
(72)**Name of Inventor :**
1)ABE Satoshi
2)UCHINONO Yoshiyuki
3)FUWA Isao
4)YOSHIDA Norio
5)MORIMOTO Kazuho

(57) Abstract :
Disclosed is a method for producing a three dimensionally shaped structure by repeating the following steps (i) and (ii): (i) a step in which a predetermined portion of a powder layer is irradiated with a light beam so as to sinter or to melt and solidify the powder in the predetermined portion thereby forming a solidified layer; and (ii) a step in which a new powder layer is formed on the thus obtained solidified layer and a predetermined portion of the new powder layer is irradiated with a light beam thereby forming another solidified layer. The method for producing a three dimensionally shaped structure is characterized in that when the step (i) and the step (ii) are repeated a heater element is disposed on a solidified layer thereby providing the heater element inside the three dimensionally shaped structure.

No. of Pages : 72 No. of Claims : 12

(12) PATENT APPLICATION PUBLICATION
(19) INDIA
(22) Date of filing of Application :07/12/2012
(21) Application No.10261/CHENP/2012 A
(43) Publication Date : 23/05/2014

(54) Title of the invention : SOLID SUPPORT POLYMETHYLALUMINOXANE COMPLEX METHOD FOR PRODUCING SAME OLEFIN POLYMERIZATION CATALYST AND METHOD FOR PRODUCING POLYOLEFIN

(51) International classification :C08F4/6192,C07F5/06,C08G79/10
(31) Priority Document No :2010-109541
(32) Priority Date :11/05/2010
(33) Name of priority country :Japan
(86) International Application No :PCT/JP2011/060889
Filing Date :11/05/2011
(87) International Publication No :WO 2011/142400 A1
(61) Patent of Addition to Application Number :NA
Filing Date :NA
(62) Divisional to Application Number :NA
Filing Date :NA

(71)**Name of Applicant :**
1)TOSOH FINECHEM CORPORATION
Address of Applicant :4555 banchi Kaisei cho Shunan city Yamaguchi 7460006 Japan
(72)**Name of Inventor :**
1)KAJI Eiichi
2)YOSHIOKA Etsuo

(57) Abstract :
Disclosed is a solid support polymethylaluminoxane complex which exhibits a higher polymerization activity than a conventional substance and is homogeneous. Also disclosed is a method for producing an olefin based polymer having a favorable quality using the complex and a transition metal compound. The solid support polymethylaluminoxane complex comprises a coating layer containing polymethylaluminoxane and trimethylaluminum on at least part or the whole of the surface of a solid support. The coating layer comprises a solid polymethylaluminoxane composition in which (i) the content of aluminum is in a range of 36 to 41 mass% and (ii) the molar fraction of methyl groups derived from a trimethylaluminum moiety to the total number of moles of methyl groups is 12 mol% or less. Also disclosed are an olefin polymerization catalyst comprising the solid support polymethylaluminoxane complex and a transition metal compound represented by general formula (III): MRRRR as catalyst components and a method for producing a polyolefin comprising polymerizing an olefin using the catalyst.

No. of Pages : 49 No. of Claims : 12

(12) PATENT APPLICATION PUBLICATION
(19) INDIA
(22) Date of filing of Application :07/12/2012
(21) Application No.10262/CHENP/2012 A
(43) Publication Date : 23/05/2014

(54) Title of the invention : FILTER ADDITIVE

(51) International classification :A24D3/02,A24D3/04
(31) Priority Document No :1007946.5
(32) Priority Date :12/05/2010
(33) Name of priority country :U.K.
(86) International Application No :PCT/GB2011/050899
Filing Date :11/05/2011
(87) International Publication No :WO 2011/141735
(61) Patent of Addition to Application Number :NA
Filing Date :NA
(62) Divisional to Application Number :NA
Filing Date :NA

(71)**Name of Applicant :**
1)BRITISH AMERICAN TOBACCO (INVESTMENTS) LIMITED
Address of Applicant :Globe House 1 Water Street London WC2R 3LA U.K.
(72)**Name of Inventor :**
1)SAMPSON John
2)RUSHFORTH David

(57) Abstract :
The present invention relates to a method of producing a filter element for inclusion in a smoking article the method comprising applying an additive to filter material the additive being solid at room temperature and the method involving heating the additive so that it melts.

No. of Pages : 20 No. of Claims : 12

(12) PATENT APPLICATION PUBLICATION
(19) INDIA
(22) Date of filing of Application :07/12/2012
(21) Application No.10269/CHENP/2012 A
(43) Publication Date : 23/05/2014

(54) Title of the invention : CHARGE STATUS ESTIMATION APPARATUS

(51) International classification :G01R31/36
(31) Priority Document No :NA
(32) Priority Date :NA
(33) Name of priority country :NA
(86) International Application No :PCT/JP2010/059626
Filing Date :07/06/2010
(87) International Publication No :WO 2011/155017
(61) Patent of Addition to Application Number :NA
Filing Date :NA
(62) Divisional to Application Number :NA
Filing Date :NA

(71)**Name of Applicant :**
1)Mitsubishi Electric Corporation
Address of Applicant :7 3 Marunouchi 2 chome Chiyoda ku Tokyo 1008310 Japan
(72)**Name of Inventor :**
1)YOSHIOKA Shoji
2)TABUCHI Akiko
3)HATANAKA Keita
4)KITANAKA Hidetoshi

(57) Abstract :
A charge status estimation apparatus comprises: a first calculation unit (30) that calculates and outputs as a first charge status estimation value a present value of charge status estimation value on the basis of the capacity of a battery a previous value of charge status estimation value and a current flowing between a current control device (3) which controls the charging and discharging amounts of a power storage device (1) and the power storage device (1); a second calculation unit (31) that calculates and outputs as a present value of second charge status estimation value a charge status estimation value on the basis of an equivalent circuit model of the battery and the voltage of the battery during a constant current control and that calculates and outputs as a second charge status estimation value a present value of charge status estimation value on the basis of the equivalent circuit model of the battery and the voltage of the battery with the variation of resistance of the battery taken into consideration during a constant voltage control; and a correction calculation unit (32) that periodically corrects the first charge status estimation value by use of the second charge status estimation value.

No. of Pages : 44 No. of Claims : 8

(12) PATENT APPLICATION PUBLICATION
(19) INDIA
(22) Date of filing of Application :20/11/2012
(21) Application No.4831/CHE/2012 A
(43) Publication Date : 23/05/2014

(54) Title of the invention : A STAKE JUNCTION FOR SPRINKLER

(51) International classification :A01G25/00
(31) Priority Document No :NA
(32) Priority Date :NA
(33) Name of priority country :NA
(86) International Application No :NA
Filing Date :NA
(87) International Publication No : NA
(61) Patent of Addition to Application Number :NA
Filing Date :NA
(62) Divisional to Application Number :NA
Filing Date :NA

(71)**Name of Applicant :**
1)RAJGOPAL G
Address of Applicant :#364, 4TH CROSS, VIDYAMANYANAGAR, VISHWANEEDAM POST, BANGALORE - 560 091 Karnataka India
(72)**Name of Inventor :**
1)RAJGOPAL G

(57) Abstract :
In one or more embodiment, stake junction for sprinkler includes a body having an upper portion for extending pipe for connecting a flexible sprinkler, and lower portion for extending pipe adapted as gripping means to be placed in a pre selected ground area, lateral junction extended with pipe inlet portion at one end, and pipe outlet portion at another end. One flexible pipe based on required length is connected to the pipe inlet portion, and another flexible pipe is connected to the pipe outlet portion. The lateral junction connected horizontally to the centre of the body, and the body having two open spaces inside to flow fluid through pipe inlet portion, and pipe outlet portion of the lateral junction. Below area of the lateral junction extending to lower portion of the body is blocked to avoid flow of liquid to the lower portion extending to the ground area.

No. of Pages : 15 No. of Claims : 10

(12) PATENT APPLICATION PUBLICATION
(19) INDIA
(22) Date of filing of Application :11/12/2012
(21) Application No.10329/CHENP/2012 A
(43) Publication Date : 23/05/2014

(54) Title of the invention : POLYMERS POLYMER MEMBRANES AND METHODS OF PRODUCING THE SAME

(51) International classification :B01D71/64,B01D67/00,C08L79/08
(31) Priority Document No :61/334258
(32) Priority Date :13/05/2010
(33) Name of priority country :U.S.A.
(86) International Application No :PCT/US2011/036401
Filing Date :13/05/2011
(87) International Publication No :WO 2011/143530
(61) Patent of Addition to Application Number :NA
Filing Date :NA
(62) Divisional to Application Number :NA
Filing Date :NA

(71)**Name of Applicant :**
1)AIR PRODUCTS AND CHEMICALS INC.
Address of Applicant :7201 Hamilton Boulevard Allentown PA 18195-1501 U.S.A.
(72)**Name of Inventor :**
1)ZHENG Shiying
2)ROBESON Lloyd M.
3)MURPHY M. Keith
4)QUAY Jeffrey R.

(57) Abstract :
ggA method for preparing a polymeric material includes: providing a polymeric matrix having at least one polymer and at least one porogen; and degrading the at least one porogen at a temperature T = 1.1 T where T is a glass transition temperature of the polymeric matrix. The degrading step includes exposing the polymeric matrix to thermal degradation chemical degradation electrical degradation and/or radiation degradation wherein the polymeric material has a permeability at least 1.2 times a permeability of the polymeric matrix for a gas and a selectivity of the polymeric material is at least 0.35 times a selectivity of the polymeric matrix for a gas pair. The method preferably provides gas separation membranes that exceed Robeson s upper bound relationship for at least one gas separation pair. Novel polymeric materials gas separation membranes and fluid component separation methods are also described.

No. of Pages : 50 No. of Claims : 44

(12) PATENT APPLICATION PUBLICATION
(19) INDIA
(22) Date of filing of Application :21/12/2012
(21) Application No.10662/CHENP/2012 A
(43) Publication Date : 23/05/2014

(54) Title of the invention : SYSTEMS AND METHODS FOR AUTHORIZING ACCESS TO NETWORK SERVICES USING INFORMATION OBTAINED FROM SUBSCRIBER EQUIPMENT

(51) International classification :H04N7/173,H04L29/06
(31) Priority Document No :12/821983
(32) Priority Date :23/06/2010
(33) Name of priority country :U.S.A.
(86) International Application No :PCT/US2011/039937
Filing Date :10/06/2011
(87) International Publication No :WO 2011/162981
(61) Patent of Addition to Application Number :NA
Filing Date :NA
(62) Divisional to Application Number :NA
Filing Date :NA

(71)**Name of Applicant :**
1)SLING MEDIA INC.
Address of Applicant :1051 East Hillsdale Boulevard Suite 500 Foster City California 94404 U.S.A.
(72)**Name of Inventor :**
1)LANKFORD David Charles

(57) Abstract :
Systems and methods are described for authorizing access to network service based upon information obtained from a set top box (STB) or other subscriber equipment associated with the user requesting access to the network service. The network service suitably contacts a subscriber device associated with the user via the network in response to a request for access that is received from the user. Information obtained from the subscriber device is processed to thereby determine if the user is authorized to use the service. If the user is authorized then the service is provided via the network. Access to an online video stream for example can be conditioned upon the requesting user having an appropriate account with a cable direct broadcast satellite (DBS) or other service that can be verified through contact with the user s STB or other subscriber equipment.

No. of Pages : 25 No. of Claims : 20

(12) PATENT APPLICATION PUBLICATION
(21) Application No.10667/CHENP/2012 A
(19) INDIA
(22) Date of filing of Application :21/12/2012
(43) Publication Date : 23/05/2014

(54) Title of the invention : MULTIPLE ACQUISITION OTDR METHOD AND DEVICE

(51) International classification :H04B10/071
(31) Priority Document No :61/349013
(32) Priority Date :27/05/2010
(33) Name of priority country :U.S.A.
(86) International Application No :PCT/CA2011/000625
Filing Date :26/05/2011
(87) International Publication No :WO 2011/147030
(61) Patent of Addition to Application Number :NA
Filing Date :NA
(62) Divisional to Application Number :NA
Filing Date :NA

(71)**Name of Applicant :**
1)EXFO INC.
Address of Applicant :400 avenue Godin Qubec Qubec G1M 2K2 Canada
(72)**Name of Inventor :**
1)PERRON Stphane
2)LEBLANC Michel

(57) Abstract :
An OTDR device and method for characterizing one or more events in an optical fiber link are provided. A plurality of light acquisitions is performed. For each light acquisition test light pulses are propagated in the optical fiber link and the corresponding return light signals from the optical fiber link are detected. The light acquisitions are performed under different acquisition conditions for example using different pulsewidths or wavelengths. Parameters characterizing the event are derived using the detected return signal from at least two of the plurality of light acquisitions.

No. of Pages : 38 No. of Claims : 28

(12) PATENT APPLICATION PUBLICATION
(19) INDIA
(22) Date of filing of Application :20/11/2012
(21) Application No.4840/CHE/2012 A
(43) Publication Date : 23/05/2014

(54) Title of the invention : DIESEL PARTICULATE FILTER HAVING THREE-WAY CATALYST COATING

(51) International classification :F01N3/00
(31) Priority Document No :NA
(32) Priority Date :NA
(33) Name of priority country :NA
(86) International Application No :NA
Filing Date :NA
(87) International Publication No : NA
(61) Patent of Addition to Application Number :NA
Filing Date :NA
(62) Divisional to Application Number :NA
Filing Date :NA

(71)**Name of Applicant :**
1)INTERNATIONAL ENGINE INTELLECTUAL PROPERTY COMPANY, LLC
Address of Applicant :2701 NAVISTAR DRIVE, LISLE, ILLINOIS 60532 U.S.A.
(72)**Name of Inventor :**
1)CATTANI, CARLOS, LUIS
2)UCHANSKI, MICHAEL
3)RODRIGUEZ, ROGELIO
4)CIGLER, JAMES R.
5)SEIBERLICH, MATTHEW, JOSEPH
6)SCHIPPER, JEREMY, GRANT
7)CHEN, JER SHEN, JASON
8)KHADILKAR, DILEEP
9)SINGH, NISHANT
10)SILVA, JOAO, P.
11)MANDARAPU, SILPA

(57) Abstract :
Apparatuses described herein relate to a diesel particulate filter for use in a diesel engine exhaust system. The diesel particulate filter comprises a particulate filter having a plurality of filter flow channels configured to remove diesel exhaust particulates from a diesel exhaust stream. The plurality of filter flow channels are disposed for contact with the diesel exhaust stream and are coated with a three-way catalyst coating. The three-way catalyst coating may be configured to assist in soot oxidation during regeneration events as well as for the reduction of NOx from the exhaust stream. The three-way catalyst coating may replace, or be used in addition to, a three-way catalyst of a diesel oxidation catalyst.

No. of Pages : 13 No. of Claims : 15

(12) PATENT APPLICATION PUBLICATION
(21) Application No.10846/CHENP/2012 A
(19) INDIA
(22) Date of filing of Application :27/12/2012
(43) Publication Date : 23/05/2014

(54) Title of the invention : ELECTRONIC DEVICE USING TOUCH PANEL INPUT AND METHOD FOR RECEIVING OPERATION THEREBY

(51) International classification :G06F3/048
(31) Priority Document No :2010-124623
(32) Priority Date :31/05/2010
(33) Name of priority country :Japan
(86) International Application No :PCT/JP2011/062328
Filing Date :30/05/2011
(87) International Publication No :WO 2011/152335 A1
(61) Patent of Addition to Application Number :NA
Filing Date :NA
(62) Divisional to Application Number :NA
Filing Date :NA

(71)**Name of Applicant :**
1)NEC CORPORATION
Address of Applicant :7 1 Shiba 5 chome Minato ku Tokyo 1088001 Japan
(72)**Name of Inventor :**
1)MORIYAMA Takashi

(57) Abstract :
Provided are a display, which displays a screen, and a touch panel, which is disposed on the display. In accordance with a series of consecutive operations by a user to the touch panel involving touch operation, drag operation, and release operation, the following are accepted: the selection of an action area from among one or more action areas displayed on the basis of a touched area on the touch panel at the time of a users touch operation, and the execution of an action corresponding to the action area.

No. of Pages : 25 No. of Claims : 10

(12) PATENT APPLICATION PUBLICATION
(21) Application No.10847/CHENP/2012 A
(19) INDIA
(22) Date of filing of Application :27/12/2012
(43) Publication Date : 23/05/2014

(54) Title of the invention : HEAT EXCHANGING ELEMENT FOR A HEAT EXCHANGER METHOD FOR MANUFACTURING A HEAT EXCHANGING ELEMENT FOR A HEAT EXCHANGER HEAT EXCHANGER AND RETROFITTING METHOD FOR A HEAT EXCHANGER

(51) International classification :F28F19/02,F28F21/02
(31) Priority Document No :10 2010 030 780.7
(32) Priority Date :30/06/2010
(33) Name of priority country :Germany
(86) International Application No :PCT/EP2011/059649
Filing Date :10/06/2011
(87) International Publication No :WO 2012/000769
(61) Patent of Addition to Application Number :NA
Filing Date :NA
(62) Divisional to Application Number :NA
Filing Date :NA

(71)**Name of Applicant :**
1)SGL CARBON SE
Address of Applicant :Shnleinstr. 8 65201 Wiesbaden Germany
(72)**Name of Inventor :**
1)FRANZ Marcus
2)BREHLER Klaus Peter

(57) Abstract :
1. A heat exchanging element (10, 2 0) for a heat exchanger (100, 200), which, in order to achieve a separate heat exchange in terms of flow between a first heat exchanging medium (Ml) as the process medium (Ml) and a second heat exchanging medium (M2) as the service medium (M2), exhibits a first contact region (lOo; 2 0e, 2 0v) and a second contact region (lOu; 20h, 20m) for a separate contact in terms of flow with the first heat exchanging medium (Ml) or the second heat exchanging medium (M2), which essentially contains or consists of one or more materials (10, 20) from the group of materials that exhibits graphite materials, graphites and open-pored and unsintered SiC or silicon carbide materials, and in which at least one of the first and second contact regions (10o; 20e, 20v, 20u, 20h, 20m) is partially or completely coated with one or more materials from the group of materials (30) as the coating (30), which exhibits SiC or silicon carbide materials, carbide oxide materials, silicide materials, tungsten titanate materials, oxide materials, pyrocarbon, diamond and their derivatives and combinations.

No. of Pages : 39 No. of Claims : 22

(12) PATENT APPLICATION PUBLICATION
(21) Application No.10849/CHENP/2012 A
(19) INDIA
(22) Date of filing of Application :27/12/2012
(43) Publication Date : 23/05/2014

(54) Title of the invention : AZIRIDINYL CONTAINING COMPOUNDS

(51) International classification :C08F8/30
(31) Priority Document No :61/359488
(32) Priority Date :29/06/2010
(33) Name of priority country :U.S.A.
(86) International Application No :PCT/US2011/041052
Filing Date :20/06/2011
(87) International Publication No :WO 2012/005932
(61) Patent of Addition to Application Number :NA
Filing Date :NA
(62) Divisional to Application Number :NA
Filing Date :NA

(71)**Name of Applicant :**
1)3M INNOVATIVE PROPERTIES COMPANY
Address of Applicant :3M Center Post Office Box 33427 Saint Paul MN 55133 3427 U.S.A.
(72)**Name of Inventor :**
1)CLAPPER Jason D.
2)LEWANDOWSKI Kevin M.

(57) Abstract :
Compounds are described that have both an aziridinyl group as well as a polymeric group. Methods of making these compounds are also described. The aziridinyl group of the compound can be reacted with an acidic group on a second compound resulting in the opening of the aziridinyl ring and the attachment of the polymeric group to the second compound.

No. of Pages : 43 No. of Claims : 15

(12) PATENT APPLICATION PUBLICATION
(19) INDIA
(22) Date of filing of Application :07/12/2012
(21) Application No.10276/CHENP/2012 A
(43) Publication Date : 23/05/2014

(54) Title of the invention : EMULSIONS OF POLYISOBUTENES SUBSTANCE AND PROCESS

(51) International classification :C08L23/22
(31) Priority Document No :61/333786
(32) Priority Date :12/05/2010
(33) Name of priority country :U.S.A.
(86) International Application No :PCT/EP2011/057586
Filing Date :11/05/2011
(87) International Publication No :WO 2011/141496
(61) Patent of Addition to Application Number :NA
Filing Date :NA
(62) Divisional to Application Number :NA
Filing Date :NA

(71)**Name of Applicant :**
1)BASF SE
Address of Applicant :67056 Ludwigshafen Germany
(72)**Name of Inventor :**
1)BOECKH Dieter
2)MHLBACH Klaus
3)BRYM Markus
4)EBERT Sophia
5)GARCIA CASTRO Ivette
6)TINSLEY Jack
7)DOBRAWA Rainer
8)CEPUS Valentin
9)PANANDIKER Rajan K.
10)MENKHAUS Julie
11)HUELSKOETTER Frank

(57) Abstract :
The present invention is directed to stable emulsions comprising polyolefines in particular polyisobutene the process to obtain said emulsions and the use of said emulsions.

No. of Pages : 39 No. of Claims : 10

(12) PATENT APPLICATION PUBLICATION
(19) INDIA
(22) Date of filing of Application :19/12/2012
(21) Application No.10580/CHENP/2012 A
(43) Publication Date : 23/05/2014

(54) Title of the invention : METHOD FOR PRODUCING TUMOR CELL

(51) International classification :C12N5/10,A01K67/027,A61P35/00
(31) Priority Document No :2010125256
(32) Priority Date :31/05/2010
(33) Name of priority country :Japan
(86) International Application No :PCT/JP2011/062876
Filing Date :31/05/2011
(87) International Publication No :WO 2011/152554
(61) Patent of Addition to Application Number :NA
Filing Date :NA
(62) Divisional to Application Number :NA
Filing Date :NA

(71)**Name of Applicant :**
1)EISAI R&D MANAGEMENT CO. LTD.
Address of Applicant :6 10 Koishikawa 4 chome Bunkyo ku Tokyo 1128088 Japan
(72)**Name of Inventor :**
1)AKAGI Tsuyoshi
2)SASAI Ken

(57) Abstract :
The purpose of the present invention is to provide a method for producing a tumor cell the method comprising transferring a gene into a cell derived from normal cells. Provided is a method for producing a tumor cell the method comprising transferring a cancer associated gene into an immortalized small airway epithelial cell.

No. of Pages : 109 No. of Claims : 19

(12) PATENT APPLICATION PUBLICATION
(19) INDIA
(22) Date of filing of Application :19/12/2012
(21) Application No.10591/CHENP/2012 A
(43) Publication Date : 23/05/2014

(54) Title of the invention : IMPROVED TECHNICAL APPARATUS FOR THE LARGE SCALE STORAGE OF ELECTRICAL ENERGY

(51) International classification :H01M2/02,H01M2/10,H01M2/26
(31) Priority Document No :10166807.7
(32) Priority Date :22/06/2010
(33) Name of priority country :EPO
(86) International Application No :PCT/EP2011/060275
Filing Date :21/06/2011
(87) International Publication No :WO 2011/161072
(61) Patent of Addition to Application Number :NA
Filing Date :NA
(62) Divisional to Application Number :NA
Filing Date :NA

(71)**Name of Applicant :**
1)BASF SE
Address of Applicant :67056 Ludwigshafen Germany
(72)**Name of Inventor :**
1)BLER Christoph
2)BENDER Dietmar
3)HUBER G¼nther
4)FISCHER Andreas
5)SCHUBE Bernd
6)ATHERTON Glyn
7)STACKPOOL Francis
8)DUSTMANN Cord Heinrich

(57) Abstract :
The invention relates to an improved technical apparatus for the large scale storage of energy and to a method for storing and for transporting electrochemical energy by means of this apparatus wherein the apparatus is characterized in that a) the apparatus contains the materials A and S b) the materials A and S are contained separately from one another in a respective container BA and BS these containers being arranged one above the other c) wherein the containers BA and BS are joined by means of a solid electrolyte E which is permeable to cations and d) wherein the containers BA and BS are contained in an outer container characterized in that the apparatus contains at least two outer containers containing containers BA and BS joined by means of a solid electrolyte E.

No. of Pages : 27 No. of Claims : 14

(12) PATENT APPLICATION PUBLICATION
(19) INDIA
(22) Date of filing of Application :19/12/2012
(21) Application No.10593/CHENP/2012 A
(43) Publication Date : 23/05/2014

(54) Title of the invention : IDENTIFYING TRENDING CONTENT ITEMS USING CONTENT ITEM HISTOGRAMS

(51) International classification :G06Q50/00
(31) Priority Document No :12/821747
(32) Priority Date :23/06/2010
(33) Name of priority country :U.S.A.
(86) International Application No :PCT/US2011/041120
Filing Date :20/06/2011
(87) International Publication No :WO 2011/163147
(61) Patent of Addition to Application Number :NA
Filing Date :NA
(62) Divisional to Application Number :NA
Filing Date :NA

(71)**Name of Applicant :**
1)MICROSOFT CORPORATION
Address of Applicant :One Microsoft Way Redmond Washington 98052 6399 U.S.A.
(72)**Name of Inventor :**
1)ICKMAN Steven W.
2)LAIRD MCCONNELL Thomas M.

(57) Abstract :
Within a content item set particular content items may be identified as trending based on changes in a frequency of references to the content items. For example users of a social network may reference web resources by posting the uniform resource locators (URLs) thereof in messages and trending web resources may be identified by detecting changes in the frequencies of such references. These trends may be tracked by counting such references in content item histograms and by computing trend scores at the time of detecting each reference to a content item. Trending content items may then be identified at a second time by comparing the trend scores after decaying the trend scores of respective content items based on the period between the second time and the last reference time of the last detected reference to the content item.

No. of Pages : 49 No. of Claims : 15

(12) PATENT APPLICATION PUBLICATION
(19) INDIA
(22) Date of filing of Application :10/12/2012
(21) Application No.10305/CHENP/2012 A
(43) Publication Date : 23/05/2014

(54) Title of the invention : PLASTIC PHOTOVOLTAIC MODULE AND METHOD FOR FABRICATION THEREOF

(51) International classification :H01L31/048,B32B27/30
(31) Priority Document No :10 2010 030 074.8
(32) Priority Date :15/06/2010
(33) Name of priority country :Germany
(86) International Application No :PCT/EP2011/058783
Filing Date :30/05/2011
(87) International Publication No :WO 2011/157533
(61) Patent of Addition to Application Number :NA
Filing Date :NA
(62) Divisional to Application Number :NA
Filing Date :NA

(71)**Name of Applicant :**
1)EVONIK INDUSTRIES AG
Address of Applicant :Rellinghauser Strae 1 11 45128 Essen Germany
(72)**Name of Inventor :**
1)RHEIN Thomas
2)FRANK Torsten
3)BENZ Gunther
4)NUMRICH Uwe
5)SCHWAGER Florian
6)OLBRICH Michael

(57) Abstract :
The invention describes a complex for encapsulating solar cells a photovoltaic module constructed from the following elements: a top layer consisting of a transparent thermoplastic plastic and/or a barrier film and an elastic layer into which the solar cells have been embedded and a barrier film or a barrier plate.

No. of Pages : 39 No. of Claims : 9

(12) PATENT APPLICATION PUBLICATION
(19) INDIA
(22) Date of filing of Application :20/12/2012
(21) Application No.10618/CHENP/2012 A
(43) Publication Date : 23/05/2014

(54) Title of the invention : METHOD AND DEVICE FOR OBTAINING PRECODING MATRIX

(51) International classification :H04B7/04
(31) Priority Document No :201010208384.8
(32) Priority Date :24/06/2010
(33) Name of priority country :China
(86) International Application No :PCT/IB2011/001777
Filing Date :24/06/2011
(87) International Publication No :WO 2012/014064
(61) Patent of Addition to Application Number :NA
Filing Date :NA
(62) Divisional to Application Number :NA
Filing Date :NA

(71)**Name of Applicant :**
1)ALCATEL LUCENT
Address of Applicant :3 avenue Octave Grard F 75007 Paris France
(72)**Name of Inventor :**
1)WU Lu
2)SONG Yang
3)CHEN Jinhui
4)YANG Hongwei
5)LV Di

(57) Abstract :
The present invention provides a method and device for obtaining precoding matrix. A network apparatus comprises a plurality of groups of cross polarized linear array antennas. The method comprises: obtaining first channel indicating information indicating a first code word; obtaining second channel indicating information indicating a second code word; determining the precoding matrix according to the first channel indicating information and the second channel indicating information the first code word and/or the second code word comprises phase shifts and/or amplitude differences among the plurality of groups of cross polarized linear array antennas. Since the first code word and the second code word for determining the precoding matrix by the network apparatus comprise phase shifts and amplitude differences among cross polarized linear array antennas the phase shifts and amplitude differences among cross polarized linear array antennas are considered when the network apparatus sends downlink data according to the precoding matrix so as to be able to improve the receiving quality of the sent data thereby improving the system performance effectively.

No. of Pages : 22 No. of Claims : 12

(12) PATENT APPLICATION PUBLICATION
(21) Application No.4791/CHE/2012 A
(19) INDIA
(22) Date of filing of Application :16/11/2012
(43) Publication Date : 23/05/2014

(54) Title of the invention : A SMART GAS CYLINDER MACHINE

(51) International classification :g08b
(31) Priority Document No :NA
(32) Priority Date :NA
(33) Name of priority country :NA
(86) International Application No :NA
Filing Date :NA
(87) International Publication No : NA
(61) Patent of Addition to Application Number :NA
Filing Date :NA
(62) Divisional to Application Number :NA
Filing Date :NA

(71)**Name of Applicant :**
1)P. MOORTHY
Address of Applicant :233, KANNUDALYAMPALAYAM, GANAPATHYPALAYAM, ERODE - 638 153 Tamil Nadu India
(72)**Name of Inventor :**
1)P. MOORTHY

(57) Abstract :
This invention presents a solution to all the problems faced by the cooking gas customer. The machine has foldable steel structure with four wheels for easy shifting of the loaded cylinder, weight scale for weighting the available cooking gas and to send SMS automatically to the gas company for refill booking if the gas weight goes below preset value desired by the user based on delivery days of the new refilled gas cylinder. Multiple gas leakage sensors, smoke sensor and temperature sensor are used to sense the gas leakage level of 1000 ppm, smoke above breathing level and room temperature above 60 degree Celsius respectively and to send SMS automatically using GSM modem to the gas cylinder user, gas cylinder distributing agency and local fire station for immediate action. The buzzer and color LED lights are used to inform the user by the way of making different alarm sounds and blinking color LED lights when the cases of low gas weight, gas leakage, smoke and high temperature. If gas leakage gets detected, the machine has to cut off the main electrical power line to prevent gas leakage fire blast through a wireless ZigBee transmitter and receiver module. One additional feature of detecting unknown person entering house using a LASER or PIR sensor is connected for sending SMS to the user and local police station for immediate action.

No. of Pages : 51 No. of Claims : 19

(12) PATENT APPLICATION PUBLICATION
(19) INDIA
(22) Date of filing of Application :27/12/2012
(21) Application No.10855/CHENP/2012 A
(43) Publication Date : 23/05/2014

(54) Title of the invention : COPOLYMERS OF MONOCARBOXYLIC ACIDS AND DICARBOXYLIC ACIDS THEIR PREPARATION AND USE

(51) International classification :C08F2/32,C08F2/38,C11D1/04
(31) Priority Document No :10168144.3
(32) Priority Date :01/07/2010
(33) Name of priority country :EPO
(86) International Application No :PCT/EP2011/060993
Filing Date :30/06/2011
(87) International Publication No :WO 2012/001092
(61) Patent of Addition to Application Number :NA
Filing Date :NA
(62) Divisional to Application Number :NA
Filing Date :NA

(71)**Name of Applicant :**
1)BASF SE
Address of Applicant :67056 Ludwigshafen Germany
(72)**Name of Inventor :**
1)LAUBENDER Matthias
2)HEINTZ Ewald
3)GIEGER Clarissa
4)URTEL Bolette
5)BERGER Alexsandro

(57) Abstract :
The invention relates to a process for preparing a polymer by free radical polymerization of at least one ethylenically unsaturated monocarboxylic acid and/or a salt thereof at least one ethylenically unsaturated dicarboxylic acid and/or an anhydride and/or a salt thereof in the presence of hypophosphorous acid and/or a salt thereof. The invention also relates to a polymer composition obtainable by this process. The invention also relates to the use of such a polymer composition as detergent additive e.g. as dispersant scale inhibitor or sequestrant for laundry detergents.

No. of Pages : 25 No. of Claims : 15

(12) PATENT APPLICATION PUBLICATION
(19) INDIA
(22) Date of filing of Application :27/12/2012
(21) Application No.10856/CHENP/2012 A
(43) Publication Date : 23/05/2014

(54) Title of the invention : PROCESS FOR PRODUCING LEATHER

(51) International classification :C14C3/08,C14C3/00,C14C3/18
(31) Priority Document No :10165846.6
(32) Priority Date :14/06/2010
(33) Name of priority country :EPO
(86) International Application No :PCT/IB2011/052561
Filing Date :14/06/2011
(87) International Publication No :WO 2011/158168
(61) Patent of Addition to Application Number :NA
Filing Date :NA
(62) Divisional to Application Number :NA
Filing Date :NA

(71)**Name of Applicant :**
1)BASF SE
Address of Applicant :67056 Ludwigshafen Germany
2)BASF (CHINA) COMPANY LIMITED
(72)**Name of Inventor :**
1)KUNST Andreas
2)AMMENN Jochen

(57) Abstract :
A process for producing leather comprises treating a wet blue, a wet white or a pelt in an aqueous float with a mixture of (A) at least one alkoxylate of at least one triazine having at least two functional groups per molecule and (B) at least one alkoxylate of ammonia or at least one compound having at least two functional groups selected from primary or secondary amino groups and hydroxyl groups.

No. of Pages : 15 No. of Claims : 13

(12) PATENT APPLICATION PUBLICATION
(19) INDIA
(22) Date of filing of Application :28/12/2012
(21) Application No.10866/CHENP/2012 A
(43) Publication Date : 23/05/2014

(54) Title of the invention : A PROCESS FOR ETRA VIRINE INTERMEDIATE AND POLYMORPHS OF ETRAVIRINE

(51) International classification :A01N43/54,A61K31/505
(31) Priority Document No :NA
(32) Priority Date :NA
(33) Name of priority country :NA
(86) International Application No :PCT/IN2010/000442
Filing Date :28/06/2010
(87) International Publication No :WO 2012/001695
(61) Patent of Addition to Application Number :NA
Filing Date :NA
(62) Divisional to Application Number :NA
Filing Date :NA

(71)**Name of Applicant :**
1)HETERO RESEARCH FOUNDATION
Address of Applicant :Plot No. B 80 & 81 A. P. I. E. Balanagar Hyderabad 500 018 Andhrapradesh Andhra Pradesh India
(72)**Name of Inventor :**
1)PARTHASARADHI REDDY Bandi
2)RATHNAKAR REDDY Kura
3)MURALIDHARA REDDY Dasari
4)RAJI REDDY Rapolu
5)VAMSI KRISHNA Bandi
6)VENKAT NARSIMHA REDDY Adulla

(57) Abstract :
4 [[6 chloro 2 [(4 cyanophenyl)amino] 4 pyrimidinyl]oxy] 3 5 dimethyl benzonitrile is a key intermediate for the preparation of etravirine. The present invention provides a process for preparation of 4 [[6 chloro 2 [(4 cyanophenyl)amino] 4 pyrimidinyl]oxy] 3 5 dimethylbenzonitrile. The present invention also provides a novel process for the preparation of etravirine crystalline form I. The present invention further provides novel crystalline forms of etravirine processes for their preparation and pharmaceutical compositions comprising them.

No. of Pages : 25 No. of Claims : 32

(12) PATENT APPLICATION PUBLICATION
(19) INDIA
(22) Date of filing of Application :28/12/2012
(21) Application No.10867/CHENP/2012 A
(43) Publication Date : 23/05/2014

(54) Title of the invention : IMPROVED CANCER THERAPY BASED ON TUMOR ASSOCIATED ANTIGENS DERIVED FROM CYCLIN D1

(51) International classification	:A61K38/04,A61K39/00,A61K45/06
(31) Priority Document No	:61/350,731
(32) Priority Date	:02/06/2010
(33) Name of priority country	:U.S.A.
(86) International Application No	:PCT/EP2011/059121
Filing Date	:01/06/2011
(87) International Publication No	:WO 2011/151403
(61) Patent of Addition to Application Number	:NA
Filing Date	:NA
(62) Divisional to Application Number	:NA
Filing Date	:NA

(71)**Name of Applicant :**
1)IMMATICS BIOTECHNOLOGIES GMBH
Address of Applicant :Paul Ehrlich Strasse 15 72076 Tuebingen Germany
(72)**Name of Inventor :**
1)SINGH Harpreet
2)WEINSCHENK Toni
3)WALTER Steffen

(57) Abstract :
The present invention relates to cyclin D1 derived peptides for use in the improved treatment of cancer in a patient particularly in the form of a combination therapy using a vaccine. Other aspects relate to the use of the peptides or a combination thereof as a diagnostic tool.

No. of Pages : 38 No. of Claims : 15

(12) PATENT APPLICATION PUBLICATION
(19) INDIA
(22) Date of filing of Application :12/12/2012
(21) Application No.10360/CHENP/2012 A
(43) Publication Date : 23/05/2014

(54) Title of the invention : EASY OPEN AND RECLOSABLE FLEXIBLE FILM PACKAGING PRODUCTS AND METHODS OF MANUFACTURE

(51) International classification :B65D75/58,B65B61/18
(31) Priority Document No :61/345815
(32) Priority Date :18/05/2010
(33) Name of priority country :U.S.A.
(86) International Application No :PCT/US2011/036998
Filing Date :18/05/2011
(87) International Publication No :WO 2011/146616
(61) Patent of Addition to Application Number :NA
Filing Date :NA
(62) Divisional to Application Number :NA
Filing Date :NA

(71)**Name of Applicant :**
1)KRAFT FOODS GLOBAL BRANDS LLC
Address of Applicant :Three Lakes Drive Northfield Illinois 60093 U.S.A.
(72)**Name of Inventor :**
1)LYZENGA Deborah A.
2)FENECH Louis P.

(57) Abstract :
Flexible film packages having a body defining an interior contents cavity and having a first and second end seal (36 38) and a longitudinal fin seal (40) extending from the first to second end seal; the body having a first side portion (40) having the longitudinal fin seal and a second side portion (30) opposite the first side portion; a score (24) formed in the flexible film at the second side portion defining an opening upon initial rupturing; a closure layer (26) covering the score and a portion of the second side portion around the score and extending on to at least a portion of the first side portion; and the closure layer on the second side portion being capable of at least partial removal from the flexible film to rupture the score and form an opening; and the closure layer on the first side portion resisting further removal of the closure layer from the flexible film.

No. of Pages : 68 No. of Claims : 34

(12) PATENT APPLICATION PUBLICATION
(21) Application No.10365/CHENP/2012 A
(19) INDIA
(22) Date of filing of Application :12/12/2012
(43) Publication Date : 23/05/2014

(54) Title of the invention : METHOD FOR MANUFACTURING CERAMIC HONEYCOMB FIRED BODY

(51) International classification :C04B35/64,B01J35/04,F27D3/12
(31) Priority Document No :2010113290
(32) Priority Date :17/05/2010
(33) Name of priority country :Japan
(86) International Application No :PCT/JP2011/060294
Filing Date :27/04/2011
(87) International Publication No :WO 2011/145445
(61) Patent of Addition to Application Number :NA
Filing Date :NA
(62) Divisional to Application Number :NA
Filing Date :NA

(71)**Name of Applicant :**
1)SUMITOMO CHEMICAL COMPANY LIMITED
Address of Applicant :27 1 Shinkawa 2 chome Chuo ku Tokyo 1048260 Japan
(72)**Name of Inventor :**
1)UOE Kousuke

(57) Abstract :
A method for manufacturing a ceramic honeycomb fired body is provided with a step for placing a green molded body (1) on a firing base (5) and also with a step for firing the firing base (5) and the green molded body (1). The firing base (5) and the green molded body (1) are respectively column bodies each containing a ceramic material and each having partition walls for forming flow paths. When viewed in the direction in which the flow paths extend the end surface of the partition walls (3) of the green molded body and the end surface of the partition walls of the firing base have the same pattern. In the placement step the green molded body (1) is placed on the firing base (5) either in such a manner that the green molded body (1) is shifted a predetermined distance in the horizontal direction from a reference position so that only a portion of the lower end surface of the partition walls (3) of the green molded body (1) is in contact with the upper end surface of the partition walls (3) of the firing base (5) the reference position being the position of the green molded body (1) at which the entire lower end surface of the partition walls (3) of the green molded body (1) is in contact with the upper end surface of the partition walls (3) of the firing base (5) or in such a manner that the green molded body (1) is rotated a predetermined angle () about the vertical axis (V) thereof.

No. of Pages : 26 No. of Claims : 7

(12) PATENT APPLICATION PUBLICATION
(19) INDIA
(22) Date of filing of Application :12/12/2012
(21) Application No.10373/CHENP/2012 A
(43) Publication Date : 23/05/2014

(54) Title of the invention : SORPTION DRYER

(51) International classification :B01D53/26,B01D53/28
(31) Priority Document No :2004708
(32) Priority Date :12/05/2010
(33) Name of priority country :Netherlands
(86) International Application No :PCT/NL2011/050324
Filing Date :12/05/2011
(87) International Publication No :WO 2011/142672
(61) Patent of Addition to Application Number :NA
Filing Date :NA
(62) Divisional to Application Number :NA
Filing Date :NA

(71)**Name of Applicant :**
1)OPTIMAIR HOLDING B.V.
Address of Applicant :Tukseweg 146 NL 8331 RW Tuk Netherlands
(72)**Name of Inventor :**
1)MEIJER Willem

(57) Abstract :
The invention relates to a sorption dryer comprising: at least one passage through which a gas particularly air is fed during use; wherein the or each passage is provided with a sorption material; heating means for heating the sorption material at least locally in order to regenerate the sorption material; a temperature gauge for measuring a temperature representative of the moisture content of the sorption material; and control means for controlling the heating means subject to the measured temperature wherein the control means are adapted to at least temporarily deactivate the heating means when the measured temperature is higher than a predetermined temperature.

No. of Pages : 19 No. of Claims : 10

(12) PATENT APPLICATION PUBLICATION
(19) INDIA
(22) Date of filing of Application :10/12/2012
(21) Application No.10298/CHENP/2012 A
(43) Publication Date : 23/05/2014

(54) Title of the invention : METHODS FOR PRODUCING POLYETHEROLS

(51) International classification :C08G65/00
(31) Priority Document No :10162850.1
(32) Priority Date :14/05/2010
(33) Name of priority country :EPO
(86) International Application No :PCT/EP2011/057579
Filing Date :11/05/2011
(87) International Publication No :WO 2011/141492
(61) Patent of Addition to Application Number :NA
Filing Date :NA
(62) Divisional to Application Number :NA
Filing Date :NA

(71)**Name of Applicant :**
1)BASF SE
Address of Applicant :67056 Ludwigshafen Germany
(72)**Name of Inventor :**
1)DEGLMANN Peter
2)ZARBAKHSH Sirus
3)L–FFLER Achim
4)WISS Kerstin

(57) Abstract :
The present invention relates to methods for producing polyetherols in particular polyetherol block structures to novel catalysts for use in said methods and to polyetherols that can be produced by the method according to the invention. The present invention further relates to the use of the polyetherols that can be produced according to the invention for producing polyurethanes.

No. of Pages : 20 No. of Claims : 12

(12) PATENT APPLICATION PUBLICATION
(19) INDIA
(22) Date of filing of Application :20/12/2012
(21) Application No.10624/CHENP/2012 A
(43) Publication Date : 23/05/2014

(54) Title of the invention : DRYING METHOD FOR CERAMIC GREEN WARE

(51) International classification :F27D5/00,B28B11/24,F26B3/06
(31) Priority Document No :61/358487
(32) Priority Date :25/06/2010
(33) Name of priority country :U.S.A.
(86) International Application No :PCT/US2011/041410
Filing Date :22/06/2011
(87) International Publication No:WO 2011/163338
(61) Patent of Addition to Application Number :NA
Filing Date :NA
(62) Divisional to Application Number :NA
Filing Date :NA

(71)**Name of Applicant :**
1)DOW GLOBAL TECHNOLOGIES LLC
Address of Applicant :2040 Dow Center Midland MI 48674 U.S.A.
(72)**Name of Inventor :**
1)CLARK Terence J.
2)OBRIEN James J.

(57) Abstract :
The present invention is directed to a method comprising a) placing wet ceramic greenware body (36) on a carrying structure and b) exposing the wet ceramic greenware body (36) to conditions such that the liquid carrier in the ceramic greenware body (36) is substantially removed; wherein the carrying structure contains a carrying sheet (28) comprising a material which retains its shape under drying conditions the carrying sheet (28) having two flat parallel faces and a plurality of walls (31) perpendicular to the flat parallel faces wherein the walls (31) form a plurality of flow passages (32) communicating between the two faces wherein the largest distance between any two walls (31) in the carrying sheet (28) is about 6 mm or less and the walls (31) have a sufficient thickness to support the wet ceramic greenware body (36) under drying conditions without deforming and the area of the flow passages (32) measured parallel to the two faces is from about 60 to about 90 percent by volume.

No. of Pages : 30 No. of Claims : 16

(12) PATENT APPLICATION PUBLICATION
(21) Application No.4827/CHE/2012 A
(19) INDIA
(22) Date of filing of Application :20/11/2012
(43) Publication Date : 23/05/2014

(54) Title of the invention : THENI POWER SYSTEM

(51) International classification :F03G3/00
(31) Priority Document No :NA
(32) Priority Date :NA
(33) Name of priority country :NA
(86) International Application No :NA
Filing Date :NA
(87) International Publication No : NA
(61) Patent of Addition to Application Number :NA
Filing Date :NA
(62) Divisional to Application Number :NA
Filing Date :NA

(71)**Name of Applicant :**
1)M. SINDHA
Address of Applicant :GOLDEN PRESS, 1216, CUMBUM ROAD, THENI 625 531, THENI DISTRICT Tamil Nadu India
(72)**Name of Inventor :**
1)M. SINDHA

(57) Abstract :
Thus with the help of gravitational force and mechanical force electrical energy is created

No. of Pages : 11 No. of Claims : 2

(12) PATENT APPLICATION PUBLICATION
(19) INDIA
(22) Date of filing of Application :10/12/2012
(21) Application No.10313/CHENP/2012 A
(43) Publication Date : 23/05/2014

(54) Title of the invention : VIDEO RATE CONTROL BASED ON TRANSFORM COEFFICIENTS HISTOGRAM

(51) International classification :H04N7/26,H04N1/387,G06T3/00
(31) Priority Document No :12/818000
(32) Priority Date :17/06/2010
(33) Name of priority country :U.S.A.
(86) International Application No :PCT/US2011/038854
Filing Date :02/06/2011
(87) International Publication No :WO 2011/159482
(61) Patent of Addition to Application Number :NA
Filing Date :NA
(62) Divisional to Application Number :NA
Filing Date :NA

(71)**Name of Applicant :**
1)MICROSOFT CORPORATION
Address of Applicant :One Microsoft Way Redmond WA 98052 6399 U.S.A.
(72)**Name of Inventor :**
1)BOSKOVIC Ronald
2)QIAN Tin

(57) Abstract :
A quantization factor is determined using information from a histogram of transform coefficients that are produced from a transformed video frame. The histogram is used in estimating an encoded frame size of the video frame that is currently in the process of being encoded. The quantization factor used in the quantization step of the video encoding is adjusted for the current video frame based on the information from the histogram. The histogram is balanced against the desired length of the encoded frame size. Cutoff thresholds in the histogram correlate with different choices of quantization factors and the ratio of points on or below those thresholds are used to estimate the size of the encoded frame.

No. of Pages : 19 No. of Claims : 10

(12) PATENT APPLICATION PUBLICATION
(21) Application No.10652/CHENP/2012 A
(19) INDIA
(22) Date of filing of Application :21/12/2012
(43) Publication Date : 23/05/2014

(54) Title of the invention : MOBILE STATION APPARATUS BASE STATION APPARATUS WIRELESS COMMUNICATION SYSTEM WIRELESS COMMUNICATION METHOD AND INTEGRATED CIRCUIT

(51) International classification :H04W72/04,H04J1/00,H04J11/00
(31) Priority Document No :2010121258
(32) Priority Date :27/05/2010
(33) Name of priority country :Japan
(86) International Application No :PCT/JP2011/061679
Filing Date :20/05/2011
(87) International Publication No :WO 2011/148876
(61) Patent of Addition to Application Number :NA
Filing Date :NA
(62) Divisional to Application Number :NA
Filing Date :NA

(71)**Name of Applicant :**
1)Sharp Kabushiki Kaisha
Address of Applicant :22 22 Nagaike cho Abeno ku Osaka shi Osaka 5458522 Japan
(72)**Name of Inventor :**
1)SUZUKI Shoichi
2)AKIMOTO Yosuke

(57) Abstract :
In a radio communication system using OCC for DMRS, a base station apparatus correctly receives PUSCH. If a first mode is set in which a demodulation reference signal of a physical uplink shared channel is multiplied by an orthogonal code determined in advance or if a temporary C-RNTI was used for a transmission of downlink control information, the demodulation reference signal of the physical uplink shared channel is multiplied by the orthogonal code determined in advance, and if a second mode is set in which the demodulation reference signal of the physical uplink shared channel is multiplied by an orthogonal code determined on the basis of cyclic shift information in the downlink control information and moreover, if an RNTI other than the temporary C-RNTI was used for the transmission of the downlink control information, the demodulation reference signal of the physical uplink shared channel is multiplied by the orthogonal code determined on the basis of the cyclic shift information in the downlink control information.

No. of Pages : 104 No. of Claims : 29

(12) PATENT APPLICATION PUBLICATION
(21) Application No.4813/CHE/2012 A
(19) INDIA
(22) Date of filing of Application :19/11/2012
(43) Publication Date : 23/05/2014

(54) Title of the invention : DETACHABLE MULTI MODULAR LIGHTING SYSTEMS

(51) International classification :H02J
(31) Priority Document No :NA
(32) Priority Date :NA
(33) Name of priority country :NA
(86) International Application No :NA
Filing Date :NA
(87) International Publication No : NA
(61) Patent of Addition to Application Number :NA
Filing Date :NA
(62) Divisional to Application Number :NA
Filing Date :NA

(71)**Name of Applicant :**
1)VEERARAGHAVAN RAJAN
Address of Applicant :NO: 409-B, 21ST STREET, 5TH SECTOR, K.K. NAGAR, CHENNAI 600 078 Tamil Nadu India
(72)**Name of Inventor :**
1)VEERARAGHAVAN RAJAN

(57) Abstract :
The invention relates to detachable multi modular lighting systems it comprises Detachable multi module lighting system comprising plurality of individual module, each module consisting of a shell, a battery with a light source. An on/off switch connecting the battery & lighting source for energizing the light. A common battery charger uniquely connected to every battery for charging in each modules simultaneously such that, only when the modules are electrically and mechanically interlocked and energized by external power supply.

No. of Pages : 13 No. of Claims : 7

(12) PATENT APPLICATION PUBLICATION
(21) Application No.4860/CHE/2012 A
(19) INDIA
(22) Date of filing of Application :21/11/2012
(43) Publication Date : 23/05/2014

(54) Title of the invention : CONTROLLED SYNTHESIS OF HIGHLY EFFICIENT SILVER NANOPARTICLES USING BIOTECHNOLOGY

(51) International classification :C12N
(31) Priority Document No :NA
(32) Priority Date :NA
(33) Name of priority country :NA
(86) International Application No :NA
Filing Date :NA
(87) International Publication No : NA
(61) Patent of Addition to Application Number :NA
Filing Date :NA
(62) Divisional to Application Number :NA
Filing Date :NA

(71)**Name of Applicant :**
1)VIRCHOW BIOTECH PRIVATE LIMITED
Address of Applicant :PLOT NO.4, S.V. CO-OPERATIVE INDUSTRIAL ESTATE, I.D.A, JEEDIMETLA, HYDERABAD - 500 055 Andhra Pradesh India
(72)**Name of Inventor :**
1)AMRUTHALURI, ANUPAMA
2)KOSANA, RAVIKANTH, REDDY
3)NANDIGALA, HEMANTH
4)TUMMURU, MURALI, KRISHNA, REDDY

(57) Abstract :
The synthesis of highly efficient silver nanoparticles via microbes that are made by chemical mutagenesis technique and that could express higher amounts of enzyme responsible for silver salt reduction with many folds of increased activity. Thus formed silver nanoparticles are relatively more effective and have greater efficiency and efficacy than that demonstrated by other silver salts.

No. of Pages : 30 No. of Claims : 27

(12) PATENT APPLICATION PUBLICATION
(19) INDIA
(22) Date of filing of Application :26/12/2012
(21) Application No.10787/CHENP/2012 A
(43) Publication Date : 23/05/2014

(54) Title of the invention : CONFIGURATION OF A MULTI DIE INTEGRATED CIRCUIT

(51) International classification :H03K19/177,G06F17/50
(31) Priority Document No :12/825286
(32) Priority Date :28/06/2010
(33) Name of priority country :U.S.A.
(86) International Application No :PCT/US2011/040556
Filing Date :15/06/2011
(87) International Publication No :WO 2012/003095
(61) Patent of Addition to Application Number :NA
Filing Date :NA
(62) Divisional to Application Number :NA
Filing Date :NA

(71)**Name of Applicant :**
1)XILINX INC.
Address of Applicant :2100 Logic Drive San Jose CA 95124 U.S.A.
(72)**Name of Inventor :**
1)LU Weiguang
2)EDWARDS Eric E.
3)LEMARCHE Paul Hugo
4)YOUNG Steven
5)GAIDE Brian C.
6)LEYBA Joe Eddie II

(57) Abstract :
A method of configuring an integrated circuit (IC) can include receiving configuration data (425) within a master die (105 405) of the IC (100 400). The IC can include the master die and a slave die (110 410). A master segment (440 460) and a slave segment (450 470) of the configuration data can be determined. The slave segment of the configuration data can be distributed to the slave die of the IC.

No. of Pages : 38 No. of Claims : 15

(12) PATENT APPLICATION PUBLICATION
(19) INDIA
(22) Date of filing of Application :26/12/2012
(21) Application No.10788/CHENP/2012 A
(43) Publication Date : 23/05/2014

(54) Title of the invention : PROCESS FOR PRODUCING MOLTEN STEEL USING PARTICULATE METALLIC IRON

(51) International classification :C21C5/52,C21B13/10,C22B1/16
(31) Priority Document No :2010146114
(32) Priority Date :28/06/2010
(33) Name of priority country :Japan
(86) International Application No :PCT/JP2011/064717
Filing Date :27/06/2011
(87) International Publication No :WO 2012/002338
(61) Patent of Addition to Application Number :NA
Filing Date :NA
(62) Divisional to Application Number :NA
Filing Date :NA

(71)**Name of Applicant :**
1)KABUSHIKI KAISHA KOBE SEIKO SHO
Address of Applicant :10 26 Wakinohama cho 2 chome Chuo ku Kobe shi Hyogo 6518585 Japan
(72)**Name of Inventor :**
1)TSUGE Osamu
2)MIYAHARA Itsuo
3)ITO Shuzo

(57) Abstract :
A process for producing a molten steel (G) is disclosed in which particulate metallic iron can be more efficiently melted. The process includes the step of melting, in an electric arc furnace (2), all charge for iron which comprises: particulate metallic iron (A) produced by a method including a step in which a feed material comprising a carbonaceous reducing material and an iron oxide-containing substance is heated in a rotary hearth furnace (1) as a reducing/melting furnace and the iron oxide contained in the feed material is thereby reduced in the solid state to yield metallic iron and a step in which the resultant metallic iron is heated to a higher temperature to melt the metallic iron and the molten iron is aggregated while separating the iron from the slag (B); and scraps (D) which are another feed material for iron. The process is characterized in that the content of carbon in the particulate metallic iron (A) is regulated to 1.0-4.5 mass% and the carbon in the particulate metallic iron (A) is burned by oxygen blowing. The process is further characterized in that the particulate metallic iron (A) is used in an amount of 40-80 mass% with respect to all charge for iron and that the scraps (D) are initially charged into the electric arc furnace (2) to obtain molten iron (F) and then the particulate metallic iron (A) is continuously charged into the molten iron (F).

No. of Pages : 25 No. of Claims : 17

(12) PATENT APPLICATION PUBLICATION
(21) Application No.4804/CHE/2012 A
(19) INDIA
(22) Date of filing of Application :19/11/2012
(43) Publication Date : 23/05/2014

(54) Title of the invention : PROCESS OF FABRICATION OF ADMIXED DENTAL PROSTHESIS

(51) International classification :A61C13/00
(31) Priority Document No :NA
(32) Priority Date :NA
(33) Name of priority country :NA
(86) International Application No :NA
Filing Date :NA
(87) International Publication No : NA
(61) Patent of Addition to Application Number :NA
Filing Date :NA
(62) Divisional to Application Number :NA
Filing Date :NA

(71)**Name of Applicant :**
1)R. SANDEEP
Address of Applicant :MALIKOPPA, TARIKERE (T), CHIKKAMAGALORE (D), PIN: 577 144 Karnataka India
(72)**Name of Inventor :**
1)R. SANDEEP

(57) Abstract :
Process of fabrication of Admixed Dental Prosthesis comprises Preparation of metal pattern (fig;8) comprises selection of metallic mesh(l) arms connecter(2) and soldering them, Preparation of admixture comprises mixing the two or more materials(fig;16), Processing of dynamic polymerization(fig;19). By these process we can get a Admixed dental prosthesis (fig;l) which can meet maximum requisites for the dental prosthesis.

No. of Pages : 14 No. of Claims : 7

(12) PATENT APPLICATION PUBLICATION
(21) Application No.4805/CHE/2012 A
(19) INDIA
(22) Date of filing of Application :19/11/2012
(43) Publication Date : 23/05/2014

(54) Title of the invention : DYNAMIC POLYMERIZER FOR FABRICATION OF DENTAL PROSTHESIS

(51) International classification :A61C13/00
(31) Priority Document No :NA
(32) Priority Date :NA
(33) Name of priority country :NA
(86) International Application No :NA
Filing Date :NA
(87) International Publication No : NA
(61) Patent of Addition to Application Number :NA
Filing Date :NA
(62) Divisional to Application Number :NA
Filing Date :NA

(71)**Name of Applicant :**
1)R. SANDEEP
Address of Applicant :MALIKOPPA, TARICORE (T), CHIKKAMAGALORE (D), PIN - 577 144 Karnataka India
(72)**Name of Inventor :**
1)R. SANDEEP

(57) Abstract :
Dynamic polymerizer comprises two major parts namely rotating wheel(l) and polymerization unit(2), rotating wheel(1) which is connected to the electric motor(17) through the central rod(15). Polymerization unit(2) is adapted in the one side of the rotating wheel(l) and comprises heating unit(7), plasticizing container(8). This mechanism provides dynamic polymerization of dental prosthesis.

No. of Pages : 8 No. of Claims : 10

(12) PATENT APPLICATION PUBLICATION
(19) INDIA
(22) Date of filing of Application :28/12/2012
(21) Application No.10889/CHENP/2012 A
(43) Publication Date : 23/05/2014

(54) Title of the invention : ROTATING ELECTRICAL MACHINE

(51) International classification :H02K1/17
(31) Priority Document No :2010-204598
(32) Priority Date :13/09/2010
(33) Name of priority country :Japan
(86) International Application No :PCT/JP2011/061517
Filing Date :19/05/2011
(87) International Publication No :WO 2012/035824 A1
(61) Patent of Addition to Application Number :NA
Filing Date :NA
(62) Divisional to Application Number :NA
Filing Date :NA

(71)**Name of Applicant :**
1)MITSUBISHI ELECTRIC CORPORATION
Address of Applicant :7 3 Marunouchi 2 chome Chiyoda ku Tokyo 1008310 Japan
(72)**Name of Inventor :**
1)ONISHI Toshiyuki
2)OKAZAKI Masafumi
3)OHATA Katsumi
4)FUJIWARA Akio
5)HIROSUE Wataru

(57) Abstract :
Provided is a rotating electrical machine using a permanent magnet with improved reliability and wherein a magnet cover etc. does not come in contact with a rotor and broken pieces of permanent magnet or the magnet cover do not fly into the rotor side even if there is distortion in magnetic cover or variations in dimension. The rotating electrical motor comprises a non magnetic magnet holder configured by connecting a columnar section that holds the permanent magnet in the circumferential direction and an annular section that covers both side surfaces of the permanent magnet in the axial direction. An engagement section that engages with a locking section in the magnet cover is disposed on the outer diameter side of both side surfaces in the circumferential direction of the columnar section; and the inner diameter sides of both side surfaces in the circumferential direction of the columnar section have a gap (D) between same and the inner circumferential surface of the magnet cover and are provided with an extending section that extends along the inner circumferential surface of the magnet cover.

No. of Pages : 68 No. of Claims : 6

(12) PATENT APPLICATION PUBLICATION
(21) Application No.4783/CHE/2012 A
(19) INDIA
(22) Date of filing of Application :16/11/2012
(43) Publication Date : 23/05/2014

(54) Title of the invention : HAIR SIZE MEASURING SCALE WITH FINGER RING

(51) International classification	:A45D	
(31) Priority Document No	:NA	
(32) Priority Date	:NA	
(33) Name of priority country	:NA	
(86) International Application No	:NA	
Filing Date	:NA	
(87) International Publication No	: NA	
(61) Patent of Addition to Application Number	:NA	
Filing Date	:NA	
(62) Divisional to Application Number	:NA	
Filing Date	:NA	

(71)**Name of Applicant :**
1)THOUTI. BHOOMAIAH CHARY
Address of Applicant :H:NO.3-5-50, KOTAGALLY (VARNI ROAD), NIZAMABAD 503 001 Andhra Pradesh India
(72)**Name of Inventor :**
1)THOUTI. BHOOMAIAH CHARY

(57) Abstract :
We are always using our hair style to increasing our beauty. We have been beautifying our heads with some verity models of hair styles for long years, but generally, people do not measure their hair size right now. Here is HAIR SIZE MEASURING SCALE WITH FINGER RING an equipment that measures ours head hairs sizes. Now it is easy to recognize our hair size which is best, and help to remembering, hair sizes in centimeters. So this HAIR SIZE SCALE WITH FINGER RING is more useful to measure hair size. When we go to barber shop, barber asks that, do you need normal sized hair style or small or big . it is ok but, There is a chance to costumer that accurate cutting for costumers desire. This HAIR SIZE MEASURING SCALE WITH FINGER RING helps costumers to remember their good hair size. This HAIR SIZE MEASURING SCALE WITH FINGER RING helps to costumer and barber good under standing each other.

No. of Pages : 12 No. of Claims : 5

(12) PATENT APPLICATION PUBLICATION
(19) INDIA
(22) Date of filing of Application :20/11/2012
(21) Application No.4836/CHE/2012 A
(43) Publication Date : 23/05/2014

(54) Title of the invention : SITUATION-AWARE MOBILE TRAVEL ADVISORY TO PUBLIC TRANSPORT COMMUTERS

(51) International classification :H04W36/00
(31) Priority Document No :NA
(32) Priority Date :NA
(33) Name of priority country :NA
(86) International Application No :NA
Filing Date :NA
(87) International Publication No : NA
(61) Patent of Addition to Application Number :NA
Filing Date :NA
(62) Divisional to Application Number :NA
Filing Date :NA

(71)**Name of Applicant :**
1)Accenture Global Services Limited
Address of Applicant :3 Grand Canal Plaza Grand Canal Street Upper Dublin 4 IRELAND
(72)**Name of Inventor :**
1)Maitra Anutosh
2)Paul Sanjoy
3)Bhadkaria Saurabh
4)Subramanian Venkatesh
5)Ghosh Chiranjeeb

(57) Abstract :
A method for managing a public transport system comprises receiving information indicating a change of status of a component of a public transport system; identifying a commuter who is affected by the change of status; generating an alternative travel advisory for the commuter based on the change of status; and transmitting the alternative travel advisory to the commuter. In some embodiments the change of status includes a delay in an expected time of arrival of a public transport vehicle; identifying the commuter includes locating the commuter in the vehicle; and the alternative travel advisory includes a message advising the commuter to leave the vehicle. In some embodiments, locating the commuter in the vehicle is based on comparing a location of the commuter with a location of the vehicle. In some embodiments, the method further comprises receiving from the commuter information indicating that the commuter has boarded the vehicle.

No. of Pages : 46 No. of Claims : 43

(12) PATENT APPLICATION PUBLICATION
(21) Application No.4837/CHE/2012 A
(19) INDIA
(22) Date of filing of Application :20/11/2012
(43) Publication Date : 23/05/2014

(54) Title of the invention : SMART AROMA DISPENSER INTERFACE FOR ADVERTISING

(51) International classification :G06Q
(31) Priority Document No :NA
(32) Priority Date :NA
(33) Name of priority country :NA
(86) International Application No :NA
Filing Date :NA
(87) International Publication No : NA
(61) Patent of Addition to Application Number :NA
Filing Date :NA
(62) Divisional to Application Number :NA
Filing Date :NA

(71)**Name of Applicant :**
1)PALAHALLI SHANKAR RAO RAVINDRANATH
Address of Applicant :'PALAKRUPA', #181, 24 TH B CROSS, 3RD BLOCK, JAYANAGAR, BANGALORE 560 011 Karnataka India
(72)**Name of Inventor :**
1)PALAHALLI SHANKAR RAO RAVINDRANATH

(57) Abstract :
This invention provides aroma dispenser interface that could be connected to TV/Radio receiver through wire or wireless connection. The dispenser interface device has cartridge and control electronics that controls the dispensing mechanism of aroma from the cartridge. The control electronics would be triggered by electronic program guide or Radio transmitter for dispensing the desired aroma for the advertisement or any other desired purpose. This interface can also be used with GSM/Wi-Fi enabled device for advertising.

No. of Pages : 16 No. of Claims : 28

(12) PATENT APPLICATION PUBLICATION
(19) INDIA
(22) Date of filing of Application :05/12/2012
(21) Application No.10190/CHENP/2012 A
(43) Publication Date : 23/05/2014

(54) Title of the invention : COMPOSITIONS COMPRISING BUPRENORPHINE

(51) International classification :A61K31/485,A61K47/10,A61K47/26
(31) Priority Document No :1009546.1
(32) Priority Date :08/06/2010
(33) Name of priority country :U.K.
(86) International Application No :PCT/GB2011/051058
Filing Date :06/06/2011
(87) International Publication No :WO 2011/154725
(61) Patent of Addition to Application Number :NA
Filing Date :NA
(62) Divisional to Application Number :NA
Filing Date :NA

(71)**Name of Applicant :**
1)RB PHARMACEUTICALS LIMITED
Address of Applicant :103 105 Bath Road Slough Berkshire SL1 3UH U.K.
(72)**Name of Inventor :**
1)NORTON Richard L.
2)WATKINS Andrew
3)ZHOU Mingxing

(57) Abstract :
This disclosure relates to a buprenorphine sustained release delivery system for treatment of conditions ameliorated by buprenorphine compounds. The sustained release delivery system includes a flowable composition containing a suspension of buprenorphine a metabolite or a prodrug thereof.

No. of Pages : 22 No. of Claims : 19

(12) PATENT APPLICATION PUBLICATION
(19) INDIA
(22) Date of filing of Application :05/12/2012
(21) Application No.10192/CHENP/2012 A
(43) Publication Date : 23/05/2014

(54) Title of the invention : COMPOSITION METHOD AND USE

(51) International classification :C10L1/22,C10L10/06,C10L10/18
(31) Priority Document No :1007756.8
(32) Priority Date :10/05/2010
(33) Name of priority country :U.K.
(86) International Application No :PCT/GB2011/050894
Filing Date :10/05/2011
(87) International Publication No :WO 2011/141731
(61) Patent of Addition to Application Number :NA
Filing Date :NA
(62) Divisional to Application Number :NA
Filing Date :NA

(71)**Name of Applicant :**
1)INNOSPEC LIMITED
Address of Applicant :Innospec Manufacturing Park Oil Sites Road Ellesmere Port Cheshire CH65 4EY U.K.
(72)**Name of Inventor :**
1)BURGESS Vince
2)REID Jacqueline
3)MULQUEEN Simon

(57) Abstract :
1234136 A gasoline composition comprising as an additive one or more quaternary ammonium salt(s) (i) formed by the reaction of a compound of formula (A): and a compound formed by the reaction of a hydrocarbyl substituted acylating agent and an amine of formula (B1) or (B2): wherein R is an optionally substituted alkyl alkenyl aryl or alkylaryl group; R is an alkyl aryl or alkylaryl group having up to 36 carbon atoms; R and R are the same or different alkyl groups having from 1 to 36 carbon atoms; X is an alkylene group having from 1 to 20 carbon atoms; n is from 0 to 20; m is from 1 to 5; and R is hydrogen or a C to Calkyl group.

No. of Pages : 50 No. of Claims : 16

(12) PATENT APPLICATION PUBLICATION
(19) INDIA
(22) Date of filing of Application :12/12/2012
(21) Application No.10356/CHENP/2012 A
(43) Publication Date : 23/05/2014

(54) Title of the invention : ADJUSTABLE MOUNTING ASSEMBLY FOR AN ANTENNA

(51) International classification :H01Q1/12
(31) Priority Document No :12/815006
(32) Priority Date :14/06/2010
(33) Name of priority country :U.S.A.
(86) International Application No :PCT/US2011/038117
Filing Date :26/05/2011
(87) International Publication No :WO 2011/159450
(61) Patent of Addition to Application Number :NA
Filing Date :NA
(62) Divisional to Application Number :NA
Filing Date :NA

(71)**Name of Applicant :**
1)ECHOSTAR TECHNOLOGIES LLC
Address of Applicant :100 Inverness Terrace East Englewood Colorado 80112 U.S.A.
(72)**Name of Inventor :**
1)FRUH Jason

(57) Abstract :
A mounting assembly for an antenna includes a mounting foot an antenna mast and two mast positioning components. The foot includes a base that can be attached to a mounting structure and two opposing sidewall flanges extending from the base. Each sidewall flange has a respective slot formed therein. The antenna mast has a proximal end pivotally coupled to the foot between the sidewall flanges. The first mast positioning component is coupled between the sidewall flanges it is movable within the slots and it provides a first adjustable support structure for the antenna mast. The second mast positioning component is coupled between the sidewall flanges it is movable within the slots and it provides a second adjustable support structure for the antenna mast.

No. of Pages : 24 No. of Claims : 20

(12) PATENT APPLICATION PUBLICATION
(19) INDIA
(22) Date of filing of Application :12/12/2012
(21) Application No.10357/CHENP/2012 A
(43) Publication Date : 23/05/2014

(54) Title of the invention : PATHWAY CONTROL DEVICE AND PATHWAY CONTROL METHOD

(51) International classification :H04W40/12,H04W40/02,H04W40/14
(31) Priority Document No :2010138392
(32) Priority Date :17/06/2010
(33) Name of priority country :Japan
(86) International Application No :PCT/JP2011/002757
Filing Date :18/05/2011
(87) International Publication No :WO 2011/158431
(61) Patent of Addition to Application Number :NA
Filing Date :NA
(62) Divisional to Application Number :NA
Filing Date :NA

(71)**Name of Applicant :**
1)NEC Corporation
Address of Applicant :7 1 Shiba 5 chome Minato ku Tokyo 1088001 Japan
(72)**Name of Inventor :**
1)NISHIOKA Jun

(57) Abstract :
Disclosed is a pathway control device that can adaptively respond to changes in a network such as changes in traffic and changes in link quality. Further disclosed is a pathway control method. The pathway control device (10) sets a communication pathway using a plurality of wireless links that connect between a plurality of communication devices and is provided with: a link information management unit (11) that manages the first communication quality of each of the plurality of wireless links; a traffic information management unit (12) that manages the state of traffic flowing through the plurality of wireless links; and a pathway setting unit (13) that on the basis of at least one of either changes in the first communication quality or changes in the traffic state sets the pathway of a flow in a manner so that the first communication quality satisfies a second communication quality that the flow flowing through the wireless links demands.

No. of Pages : 33 No. of Claims : 10

(12) PATENT APPLICATION PUBLICATION
(19) INDIA
(22) Date of filing of Application :12/12/2012
(21) Application No.10358/CHENP/2012 A
(43) Publication Date : 23/05/2014

(54) Title of the invention : METHOD FOR PURIFYING A FUSED PYRROLOCARBAZOLE DERIVATIVE

(51) International classification :C07D487/14,A61K31/506
(31) Priority Document No :61/345831
(32) Priority Date :18/05/2010
(33) Name of priority country :U.S.A.
(86) International Application No :PCT/US2011/036814
Filing Date :17/05/2011
(87) International Publication No :WO 2011/146488
(61) Patent of Addition to Application Number :NA
Filing Date :NA
(62) Divisional to Application Number :NA
Filing Date :NA

(71)**Name of Applicant :**
1)CEPHALON INC.
Address of Applicant :41 Moores Road P.O. Box 4011 Frazer Pennsylvania 19355 U.S.A.
2)CEPHALON FRANCE
(72)**Name of Inventor :**
1)ALLWEIN Shawn P.
2)GRANDEURY Arnaud
3)PIACENZA Guy
4)ROSE Sbastien

(57) Abstract :
The present invention relates a method for purifying a fused pyrrolocarbazole compound known as 11 isobutyl 2 methyl 8 (2 pyrimidinylamino) 2 5 6 11 12 13 hexahydro 4Hindazolo[5 4 a]pyrrolo [3 4 c]carbazol 4 one using an acid complex thereof. The present invention also relates to a crystalline form of the acid complex.

No. of Pages : 31 No. of Claims : 23

(12) PATENT APPLICATION PUBLICATION
(19) INDIA
(22) Date of filing of Application :21/12/2012
(21) Application No.10681/CHENP/2012 A
(43) Publication Date : 23/05/2014

(54) Title of the invention : IMAGING DEVICE AND IMAGING METHOD

(51) International classification	:G03B35/08,G03B7/08,G03B11/00
(31) Priority Document No	:2010-150316
(32) Priority Date	:30/06/2010
(33) Name of priority country	:Japan
(86) International Application No	:PCT/JP2011/064620
Filing Date	:27/06/2011
(87) International Publication No	:WO 2012/002297 A1
(61) Patent of Addition to Application Number	:NA
Filing Date	:NA
(62) Divisional to Application Number	:NA
Filing Date	:NA

(71)**Name of Applicant :**
1)FUJIFILM Corporation
Address of Applicant :26 30 Nishiazabu 2 chome Minato ku Tokyo 1068620 Japan
(72)**Name of Inventor :**
1)ENDO Hiroshi

(57) Abstract :
The quality of a planar image is improved while maintaining the parallax of a stereoscopic image. An image capturing device includes an imaging element that performs photoelectric conversion on respective light fluxes passing through different regions of a single pickup lens. The image capturing device includes a neutral density filter an AE control unit that acquires subject brightness, and a diaphragm control unit that, in a case of the stereoscopic pickup, controls whether or not to reduce the amount of light which reaches the imaging element using the neutral density filter based on the subject brightness, and that, in a case of the plane pickup, causes a diaphragm value of the diaphragm to be greater than a diaphragm value in the case of the stereoscopic pickup while setting the light extinction filter to a non-insertion state.

No. of Pages : 93 No. of Claims : 33

(12) PATENT APPLICATION PUBLICATION
(21) Application No.10346/CHENP/2012 A
(19) INDIA
(22) Date of filing of Application :11/12/2012
(43) Publication Date : 23/05/2014

(54) Title of the invention : DISPLAY ELEMENT DISPLAY DEVICE AND PROJECTION DISPLAY DEVICE

(51) International classification :G02B26/02,G02F1/01,B81B3/00
(31) Priority Document No :2010112072
(32) Priority Date :14/05/2010
(33) Name of priority country :Japan
(86) International Application No :PCT/JP2011/061046
Filing Date :13/05/2011
(87) International Publication No :WO 2011/142456
(61) Patent of Addition to Application Number :NA
Filing Date :NA
(62) Divisional to Application Number :NA
Filing Date :NA

(71)**Name of Applicant :**
1)NEC CORPORATION
Address of Applicant :7 1 Shiba 5 chome Minato ku Tokyo 1088001 Japan
(72)**Name of Inventor :**
1)NATSUMEDA Masanao
2)IMAI Masao
3)TOMINAGA Shin

(57) Abstract :
The present disclosures are provided with: a lightbulb unit (10) that has a substrate (22) that transmits light from a plurality of optical connection mechanisms (23) that switch the transmission and the blocking of light from a light emitting element (25); and a plasmon coupling unit (11) that generates plasmon coupling by means of light entering from the light emitting element (25) and that is disposed within the lightbulb unit (10). The plasmon coupling unit (11) has: a carrier generation layer (15) wherein a carrier is generated by means of light entering from the light emitting element (25); and a plasmon excitation layer (17) that has a higher plasma frequency than the frequency of light arising when exciting the carrier generation layer (15) with the light of the light emitting element (25). A wavevector conversion layer (19) that converts surface plasmons or light generated by the plasmon excitation layer (17) into light at a predetermined angle of emergence and then radiates said light is provided on a substrate (22). The plasmon excitation layer (17) is sandwiched between a first dielectric layer (16) and a second dielectric layer (18).

No. of Pages : 53 No. of Claims : 15

(12) PATENT APPLICATION PUBLICATION
(19) INDIA
(22) Date of filing of Application :11/12/2012
(21) Application No.10347/CHENP/2012 A
(43) Publication Date : 23/05/2014

(54) Title of the invention : CHARGING PORT STRUCTURE AND STRADDLED VEHICLE

(51) International classification :B62J11/00,B60L11/18,B60R16/03
(31) Priority Document No :2010-146192
(32) Priority Date :28/06/2010
(33) Name of priority country :Japan
(86) International Application No :PCT/JP2011/063260
Filing Date :09/06/2011
(87) International Publication No :WO 2012/002127 A1
(61) Patent of Addition to Application Number :NA
Filing Date :NA
(62) Divisional to Application Number :NA
Filing Date :NA

(71)**Name of Applicant :**
1)HONDA MOTOR CO. LTD.
Address of Applicant :1 1 Minami Aoyama 2 chome Minato ku Tokyo 1078556 Japan
(72)**Name of Inventor :**
1)YAMASHITA Yusaku
2)IWAKAMI Hiroshi
3)SHINMURA Hiroyuki

(57) Abstract :
Disclosed is a straddled vehicle provided with a charging port structure wherein the charging port is affixed disposed within a concavity provided to a wall member the base end of a cover member that can close the aforementioned charging port is supported rotatably at a position adjacent to the aforementioned charging port and a lid that can close the aforementioned concavity by covering the aforementioned cover member from the outside is supported rotatably by the aforementioned wall member. In response to the closing of the lid (77) the closed state of said lid (77) is held by a holding means (93) the holding of the closed state of the lid (77) by the holding means (93) is released by the operation of a release means (94) and an lockstep means (95) that moves in step with the holding operation by the holding means (93) when the lid (77) is closed rotates the cover member (76) towards being closed. As a result it is possible to prevent forgetting to close the lid while reducing the cost of surface treatment and the like of the lid and the cover member.

No. of Pages : 30 No. of Claims : 9

(12) PATENT APPLICATION PUBLICATION
(21) Application No.10348/CHENP/2012 A
(19) INDIA
(22) Date of filing of Application :11/12/2012
(43) Publication Date : 23/05/2014

(54) Title of the invention : IMAGE PROCESSING DEVICE IMAGE CAPTURING DEVICE REPRODUCTION DEVICE AND IMAGE PROCESSING METHOD

(51) International classification :H04N13/02,G06T19/00,H04N13/04
(31) Priority Document No :2011-014464
(32) Priority Date :26/01/2011
(33) Name of priority country :Japan
(86) International Application No :PCT/JP2011/078648
Filing Date :12/12/2011
(87) International Publication No :WO 2012/101917 A1
(61) Patent of Addition to Application Number :NA
Filing Date :NA
(62) Divisional to Application Number :NA
Filing Date :NA

(71)**Name of Applicant :**
1)FUJIFILM Corporation
Address of Applicant :26 30 Nishiazabu 2 chome Minato ku Tokyo 1068620 Japan
(72)**Name of Inventor :**
1)SAWACHI Youichi

(57) Abstract :
The image processing method according to an embodiment of the present invention involves: a disparity amount calculation step of calculating the disparity amount of each pixel between a plurality of viewpoint images that constitute a multi viewpoint image; and a disparity amount correction step of correcting the disparity amount of each of said pixels in a manner such that the difference between the disparity amounts that corresponds to the distance to a subject does not change even if the zoom value of the multi viewpoint image is changed the correction being performed at the time of correcting the disparity amounts of at least a portion of the pixels in the multi viewpoint image through image processing on the basis of the zoom value of the multi viewpoint image and the calculated disparity amount of each pixel.

No. of Pages : 60 No. of Claims : 29

(12) PATENT APPLICATION PUBLICATION
(19) INDIA
(22) Date of filing of Application :13/12/2012
(21) Application No.10404/CHENP/2012 A
(43) Publication Date : 23/05/2014

(54) Title of the invention : ECONOMIC ACTIVITY INDEX PRESENTING SYSTEM

(51) International classification :G06Q40/02
(31) Priority Document No :2010124084
(32) Priority Date :31/05/2010
(33) Name of priority country :Japan
(86) International Application No :PCT/JP2011/053786
Filing Date :22/02/2011
(87) International Publication No :WO 2011/152087
(61) Patent of Addition to Application Number :NA
Filing Date :NA
(62) Divisional to Application Number :NA
Filing Date :NA

(71)**Name of Applicant :**
1)Data ForeVision Ltd.
Address of Applicant :6 10Tsukiji 5 chomeChuo ku Tokyo 1040045 Japan
(72)**Name of Inventor :**
1)OHKUBO Yutaka
2)NISHIMURA Takuya
3)TANAKA Noboru

(57) Abstract :
The account transaction record information of a financial institution and supplementary information are imported and the account transaction record information and the supplementary information are linked. Subsequently deposit/withdrawal destination linking information in which the name and category of the deposits/withdrawals are defined is created and balance information for each account and deposits/withdrawals information which is journalized for each item defining the usage of the funds the source of the funds and the continuity and non continuity thereof are created. Then the information items indicating the trend of the financing and business performance of companies or the trend of the financing and household budgeting of individuals are extracted and are converted into variables and index numbers by combining the balance information for each account and the deposits/withdrawals information and economic activity indices such as financing trend indices business performance trend indices and household budgeting trend indices are created.

No. of Pages : 42 No. of Claims : 12

(12) PATENT APPLICATION PUBLICATION
(19) INDIA
(22) Date of filing of Application :26/12/2012
(21) Application No.10769/CHENP/2012 A
(43) Publication Date : 23/05/2014

(54) Title of the invention : VIBRATION DEVICE

(51) International classification :H04R17/00,G01H11/08,H04R3/00
(31) Priority Document No :2010149919
(32) Priority Date :30/06/2010
(33) Name of priority country :Japan
(86) International Application No :PCT/JP2011/003480
Filing Date :17/06/2011
(87) International Publication No :WO 2012/001901
(61) Patent of Addition to Application Number :NA
Filing Date :NA
(62) Divisional to Application Number :NA
Filing Date :NA

(71)**Name of Applicant :**
1)NEC CORPORATION
Address of Applicant :7 1 Shiba 5 chome Minato ku Tokyo 1088001 Japan
(72)**Name of Inventor :**
1)ONISHI Yasuharu
2)KURODA Jun
3)KOMODA Motoyoshi
4)KISHINAMI Yuichiro
5)MURATA Yukio
6)SATOU Shigeo
7)UCHIKAWA Tatsuya

(57) Abstract :
An oscillator includes a piezoelectric vibrator (10), a vibrating member (20) which is larger than the piezoelectric vibrator (10) when seen in a plan view and restrains one surface of the piezoelectric vibrator (10), a vibrating member (25) which is larger than the piezoelectric vibrator (10) when seen in a plan view and restrains the other surface of the piezoelectric vibrator (10), an elastic member (30) which supports an edge of the surface of the vibrating member (20), which restrains the piezoelectric vibrator (10), and supports an edge of the surface of the vibrating member (25), which restrains the piezoelectric vibrator (10), and a supporting member (35) which is located around the elastic member (30) and supports the elastic member (30).

No. of Pages : 27 No. of Claims : 6

(12) PATENT APPLICATION PUBLICATION
(21) Application No.4854/CHE/2012 A
(19) INDIA
(22) Date of filing of Application :20/11/2012
(43) Publication Date : 23/05/2014

(54) Title of the invention : ROTOR FOR AN ELECTRICAL MACHINE

(51) International classification :H02K1/00
(31) Priority Document No :NA
(32) Priority Date :NA
(33) Name of priority country :NA
(86) International Application No :NA
Filing Date :NA
(87) International Publication No : NA
(61) Patent of Addition to Application Number :NA
Filing Date :NA
(62) Divisional to Application Number :NA
Filing Date :NA

(71)**Name of Applicant :**
1)INDIA NIPPON ELECTRICALS LIMITED
Address of Applicant :HOSUR THALLI ROAD ULIVEERANAPALLI HOSUR KRISHNAGIRI DISTRICT TAMIL NADU 635 114 Tamil Nadu India
(72)**Name of Inventor :**
1)SIVASUBRAMANIAN Ravikumar
2)RAMAN Umashankar

(57) Abstract :
The present subject matter described herein relates to a rotor (200) for an electrical machine and a method for making the rotor (200). According to one embodiment, the rotor (200) for the electrical machine includes a cylindrical body having at least one open edge along an axial direction. The rotor (200) also includes at least one protrusion (202) abutting with a circumferential wall of the rotor (200), where the at least one protrusion (202) is formed by bending a projection provided at the at least one open edge of the rotor (200), the projection extending in the axial direction and being bent to abut with the circumferential wall of the rotor (200).

No. of Pages : 27 No. of Claims : 26

(12) PATENT APPLICATION PUBLICATION
(21) Application No.10832/CHENP/2012 A
(19) INDIA
(22) Date of filing of Application :27/12/2012
(43) Publication Date : 23/05/2014

(54) Title of the invention : AERATION DEVICE SEAWATER FLUE GAS DESULFURIZATION DEVICE PROVIDED WITH SAME AND METHOD FOR HUMIDIFYING AERATION DEVICE

(51) International classification :C02F1/20,B01D19/00,B01D53/14
(31) Priority Document No :2010178093
(32) Priority Date :06/08/2010
(33) Name of priority country :Japan
(86) International Application No :PCT/JP2010/067787
Filing Date :08/10/2010
(87) International Publication No :WO 2012/017567
(61) Patent of Addition to Application Number :NA
Filing Date :NA
(62) Divisional to Application Number :NA
Filing Date :NA

(71)**Name of Applicant :**
1)MITSUBISHI HEAVY INDUSTRIES LTD.
Address of Applicant :16 5 Konan 2 chome Minato ku Tokyo 1088215 Japan
(72)**Name of Inventor :**
1)SONODA Keisuke
2)NAGAO Shozo

(57) Abstract :
An aeration apparatus is immersed in diluted used seawater which is water to be treated and generates fine air bubbles in the diluted used seawater. The aeration apparatus includes: an air supply line L5 for supplying air 122 through blowers 121A to 121D serving as discharge unit; a fresh water tank 140 and a supply pump P1 that are used as moisture supplying unit for supplying fresh water 141 serving as moisture to the air supply line L5; and aeration nozzles 123 including diffuser membranes 11 having slits, through which the air containing the moisture is supplied to the aeration nozzles 123.

No. of Pages : 33 No. of Claims : 8

(12) PATENT APPLICATION PUBLICATION
(21) Application No.10895/CHENP/2012 A
(19) INDIA
(22) Date of filing of Application :28/12/2012
(43) Publication Date : 23/05/2014

(54) Title of the invention : FORMAT OF VHT SIG B AND SERVICE FIELDS IN IEEE 802.11AC

(51) International classification :H04L27/26
(31) Priority Document No :61/350817
(32) Priority Date :02/06/2010
(33) Name of priority country :U.S.A.
(86) International Application No :PCT/US2011/038908
Filing Date :02/06/2011
(87) International Publication No :WO 2011/153335
(61) Patent of Addition to Application Number :NA
Filing Date :NA
(62) Divisional to Application Number :NA
Filing Date :NA

(71)**Name of Applicant :**
1)QUALCOMM INCORPORATED
Address of Applicant :ATTN: International IP Administration 5775 Morehouse Drive San Diego California 92121 1714 U.S.A.
(72)**Name of Inventor :**
1)VAN NEE Didier Johannes Richard
2)VAN ZELST Albert
3)MERLIN Simone
4)SAMPATH Hemanth

(57) Abstract :
Methods and apparatus for transmitting and receiving frames with various Very High Throughput Signal B (VHT SIG B) and Service field formats are provided. Some of these formats may be in accordance with the IEEE 802.11ac amendment to the wireless local area network (WLAN) standard.

No. of Pages : 56 No. of Claims : 144

(12) PATENT APPLICATION PUBLICATION
(19) INDIA
(22) Date of filing of Application :28/12/2012
(21) Application No.10897/CHENP/2012 A
(43) Publication Date : 23/05/2014

(54) Title of the invention : THROUGH VIA INDUCTOR OR TRANSFORMER IN A HIGH RESISTANCE SUBSTRATE WITH PROGRAMMABILITY

(51) International classification :H01F17/00,H01F21/08,H01L23/64
(31) Priority Document No :12/791023
(32) Priority Date :01/06/2010
(33) Name of priority country :U.S.A.
(86) International Application No :PCT/US2011/038604
Filing Date :31/05/2011
(87) International Publication No :WO 2011/153162
(61) Patent of Addition to Application Number :NA
Filing Date :NA
(62) Divisional to Application Number :NA
Filing Date :NA

(71)**Name of Applicant :**
1)QUALCOMM INCORPORATED
Address of Applicant :Attn: International Ip Administration 5775 Morehouse Drive San Diego California 92121 U.S.A.
(72)**Name of Inventor :**
1)LI Xia
2)KIM Jonghae
3)LO Chi Shun

(57) Abstract :
A through via inductor or transformer in a high resistance substrate in an electronic package. In one embodiment the package comprises a target inductor which includes a through via formed in the substrate through which a signal passes and a tuner inductor which includes a through via formed in the substrate such that the through via has an independent signal passing therethrough. The direction of the signal passing through the tuner inductor can be independently controlled to adjust the total inductance of the target inductor. In another embodiment a transformer can comprise a primary loop and a secondary loop each of which includes a plurality of through vias that are coupled to a plurality of conductive traces. The primary loop forms a first continuous conductive path and the secondary loop forms a second continuous conductive path. A signal passing through the primary loop can induce a signal in the secondary loop such that the induced signal is dependent on the transformer ratio.

No. of Pages : 46 No. of Claims : 53

(12) PATENT APPLICATION PUBLICATION
(19) INDIA
(22) Date of filing of Application :28/12/2012
(21) Application No.10899/CHENP/2012 A
(43) Publication Date : 23/05/2014

(54) Title of the invention : APPLICATION PROXY SUPPORT OVER A WIRELESS LINK

(51) International classification :H04W52/02,H04W84/04
(31) Priority Document No :12/792433
(32) Priority Date :02/06/2010
(33) Name of priority country :U.S.A.
(86) International Application No :PCT/US2011/038876
Filing Date :02/06/2011
(87) International Publication No :WO 2011/153313
(61) Patent of Addition to Application Number :NA
Filing Date :NA
(62) Divisional to Application Number :NA
Filing Date :NA

(71)**Name of Applicant :**
1)QUALCOMM Incorporated
Address of Applicant :ATTN: International IP Administration 5775 Morehouse Drive San Diego California 92121 1714 U.S.A.
(72)**Name of Inventor :**
1)KRISHNASWAMY Dilip

(57) Abstract :
Application proxy support over a wireless link between a mobile device and a wireless node is disclosed. Application proxy support is configured to conserve energy and resources and is configured to mitigate delays in a communication environment. Application proxy support can be associated with a wireless node such as a femto cell which can provide a coarse grain wireless application proxy support that can utilize various criteria to buffer data and determine how long to delay delivery of data. Femto cell can provide a fine grain wireless application proxy that runs application proxies for each mobile device for one or more applications associated with mobile device. The proxy can determine whether to buffer and forward received data to mobile device. The wireless application proxy can respond to network on behalf of mobile device. The proxy can wake up mobile device upon arrival of a significant event associated with a proxied application.

No. of Pages : 53 No. of Claims : 37

(12) PATENT APPLICATION PUBLICATION
(19) INDIA
(22) Date of filing of Application :26/12/2012
(21) Application No.10798/CHENP/2012 A
(43) Publication Date : 23/05/2014

(54) Title of the invention : CHROMIUM NICKEL STEEL MARTENSITIC WIRE AND METHOD FOR PRODUCING SAME

(51) International classification :C21D6/00,C21D6/02,C21D6/04
(31) Priority Document No :10 2010 025 287.5
(32) Priority Date :28/06/2010
(33) Name of priority country :Germany
(86) International Application No:PCT/EP2011/003155
Filing Date :28/06/2011
(87) International Publication No :WO 2012/000638
(61) Patent of Addition to Application Number :NA
Filing Date :NA
(62) Divisional to Application Number :NA
Filing Date :NA

(71)**Name of Applicant :**
1)STAHLWERK ERGSTE WESTIG GMBH
Address of Applicant :Letmather Strasse 69 58212 Schwerte Germany
(72)**Name of Inventor :**
1)SENG Stefan
2)KLOSS ULITZKA Gisbert
3)PACHER Oskar
4)SCHNABEL G¼nter

(57) Abstract :
A hardenable chromium nickel steel comprising 0.005 to 0.12% carbon 9 to 17% chromium 5 to 12% nickel at most 3% cobalt 0.5 to 4% molybdenum 0.25 to 1.0% silicon 0.5% to 3.0% manganese 1 to 3% titanium 0.25 to 1% vanadium 0.05 to 0.5% niobium 0.001 to 0.30% nitrogen at most 0.5% tantalum 0.001 to 0.030% sulfur 0.2 to 2.0% copper at most 0.5% tungsten at most 1.5% aluminum 0.0001 to 0.01% boron and at most 0.035% phosphorus remainder iron including impurities resulting from smelting is suitable in particular as a material for producing wire by drawing in the 3 phase region of a martensite e martensite and austenite in conjunction with a heat treatment. The wire can then be used for objects that have not only a high tensile strength of at least 2000 N/mm but also a magnetic saturation of 200 to 235 Gcm and that must have a high capacity for reversible bending without substantial strain hardening such as components for instrument construction surgical needles valve pins and dental braces.

No. of Pages : 31 No. of Claims : 15

(12) PATENT APPLICATION PUBLICATION
(21) Application No.1098/KOL/2013 A
(19) INDIA
(22) Date of filing of Application :24/09/2013
(43) Publication Date : 23/05/2014

(54) Title of the invention : NEEDLESS INJECTION DEVICE.

(51) International classification	:B05B 1/00	(71)**Name of Applicant :**
(31) Priority Document No	:12192953.3	**1)ERBE ELEKTROMEDIZIN GMBH**
(32) Priority Date	:16/11/2012	Address of Applicant :WALDHÖRNLESTRASSE 17, 72072 TÜBINGEN, GERMANY
(33) Name of priority country	:EPO	(72)**Name of Inventor :**
(86) International Application No	:NA	**1)MARTIN HAGG**
Filing Date	:NA	**2)RALF KÜHNER**
(87) International Publication No	: NA	
(61) Patent of Addition to Application Number	:NA	
Filing Date	:NA	
(62) Divisional to Application Number	:NA	
Filing Date	:NA	

(57) Abstract :
The injection device 10 in accordance with the invention comprises a fluid applicator 11 that is fed by a fluid delivery arrangement 12, said fluid delivery arrangement containing an energy storage 29. Preferably, the latter is configured as the pressure vessel 36. The gas pressure derived from this pressure vessel 36 acts, either directly (Figure 5) or indirectly (Figures 3, 4), on a container that has been prefilled with the ejection fluid (e.g., isotonic NaCl solution). The fluid to be ejected is thus subject to constant pressure. With the use of a valve 23, the user can initiate the ejection of the desired amount of fluid with constant intensity. The check valve 23 may also be a regulating valve which can be used by the user to vary the intensity of the effect. The invention basically features the implementation of an always available injection device that can be produced in a highly cost-effective manner. The user need only release the system, e.g., by puncturing the pressure vessel 36, in order to then be able to directly inject the fluid in a defined or metered manner via the probe, i.e., the fluid applicator 11. Handling, releasing, as well as actuating, the check valve or regulating valve 23 is easily and intuitively possible. However, it is also possible to configure the entire injection device 10 as a single-use system and to prefill the fluid applicator 11 up to its fluid exit opening. A sterile seal at the distal end of the fluid applicator 12 can be provided by a protective cap 16.

No. of Pages : 23 No. of Claims : 15

(12) PATENT APPLICATION PUBLICATION
(21) Application No. A
(19) INDIA
(22) Date of filing of Application :11/11/2013
(43) Publication Date : 23/05/2014

(54) Title of the invention : IMPROVED MULTIPOLE ELECTRICAL CONNECTOR WITH SPRING CONTACTS

(51) International classification	:H01R 13/00
(31) Priority Document No	:MI2012A 001974
(32) Priority Date	:20/11/2012
(33) Name of priority country	:Italy
(86) International Application No	:NA
Filing Date	:NA
(87) International Publication No	: NA
(61) Patent of Addition to Application Number	:NA
Filing Date	:NA
(62) Divisional to Application Number	:NA
Filing Date	:NA

(71)**Name of Applicant :**
1)INDUSTRIA LOMBARDA MATERIALE ELETTRICO - I.L.M.E. S.P.A.
Address of Applicant :VIA MARCO ANTONIO COLONNA, 9 20149 MILANO ITALY
(72)**Name of Inventor :**
1)GERMANI EMILIO

(57) Abstract :
An improved multipolar electrical connector (10) with spring contacts (14) suitable for making electrical wiring for civil and/or industrial purposes, comprising a connector body (12) inside which are arranged the spring contacts (14) for the locking of conductors (16) inserted in receptacles (18) formed in said connector body (12), the spring contacts (14) which lock/unlock the conductors (16) by means of actuator pins (22) sliding with respect to additional receptacles (20), the connector comprising also means for a rapid and easy access of a probe (40) of a testing device (42) to allow electrical measurements with the conductors (16) blocked by the actuator pins (22).

No. of Pages : 14 No. of Claims : 8

(12) PATENT APPLICATION PUBLICATION
(19) INDIA
(22) Date of filing of Application :12/08/2010

(21) Application No.2962/KOLNP/2010 A
(43) Publication Date : 23/05/2014

(54) Title of the invention : LURE

(51) International classification :A01N27/00
(31) Priority Document No :0800894.8
(32) Priority Date :17/01/2008
(33) Name of priority country :U.K.
(86) International Application No :PCT/GB2009/000140
Filing Date :19/01/2009
(87) International Publication No :WO 2009/090412
(61) Patent of Addition to Application Number :NA
Filing Date :NA
(62) Divisional to Application Number :NA
Filing Date :NA

(71)**Name of Applicant :**
1)LONDON SCHOOL OF HYGIENE & TROPICAL MEDICINE
Address of Applicant :KEPPEL STREET, LONDON WC1E 7HT, U.K.
2)ROTHAMSTED RESEARCH LIMITED
(72)**Name of Inventor :**
1)SKELTON, AMANDA
2)CAMERON, MARY
3)BIRKETT, MICHAEL ALEXANDER
4)PICKETT, JOHN, ANTHONY

(57) Abstract :
The invention relates to a lure for attracting, and in some circumstances, killing dust mites, especially house dust mites. The lure comprises neryl formate and/or limonene and is usually arranged in powder form to allow it to be shaken over an area containing the mites. What about liquid that dries.

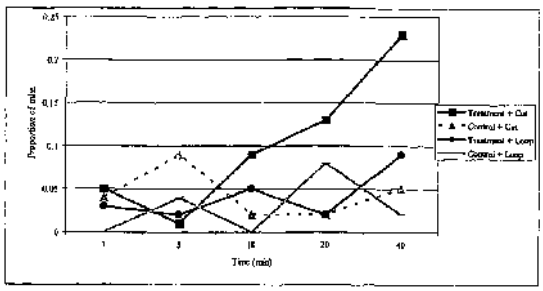

No. of Pages : 28 No. of Claims : 11

(12) PATENT APPLICATION PUBLICATION
(19) INDIA
(22) Date of filing of Application :05/11/2013

(21) Application No.1261/KOL/2013 A
(43) Publication Date : 23/05/2014

(54) Title of the invention : CHAIN-TENSIONING DEVICE

(51) International classification :F16H 7/00
(31) Priority Document No :12193363.4
(32) Priority Date :20/11/2012
(33) Name of priority country :EPO
(86) International Application No :NA
Filing Date :NA
(87) International Publication No : NA
(61) Patent of Addition to Application Number :NA
Filing Date :NA
(62) Divisional to Application Number :NA
Filing Date :NA

(71)**Name of Applicant :**
1)COMAU S.P.A.
Address of Applicant :via Rivalta 30, I-10095 Grugliasco (Torino), Italy
(72)**Name of Inventor :**
1)GROMME, Gianpiero

(57) Abstract :
A chain-tensioning device comprises at least one main chain-tensioning sprocket wheel (18) on which a chain (2) engages, a main spring (19) that urges a shaft of the main chain-tensioning sprocket wheel (18) in a direction (X) of tensioning of the chain, and an auxiliary cam element (25) that engages a cam-follower element operatively connected to the shaft of the main chain-tensioning sprocket wheel (18) so as to tend to push this shaft in the tensioning direction (X) under the action of auxiliary elastic means (28). The auxiliary cam element (25) automatically recovers any play that is generated owing to wear of the chain and prevents a movement of the chain-tensioning sprocket wheel in a direction opposite to the tensioning direction. In a variant, two main chain-tensioning sprocket wheels (18A, 18B) are provided, each having a respective auxiliary cam element (25A, 25B). The two auxiliary cam elements may form part of a single pivoted lever (25).

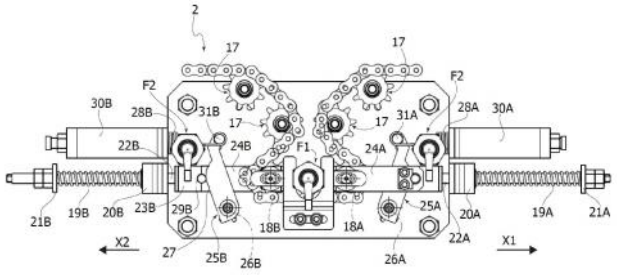

No. of Pages : 18 No. of Claims : 7

(12) PATENT APPLICATION PUBLICATION
(19) INDIA
(22) Date of filing of Application :05/11/2013

(21) Application No.1262/KOL/2013 A
(43) Publication Date : 23/05/2014

(54) Title of the invention : ACCUMULATION PALLET CONVEYOR, FOR RECIRCULATING A PLURALITY OF PALLETS IN AN ENDLESS HORIZONTAL CAROUSEL, AND METHOD FOR CONTROLLING THIS CONVEYOR

(51) International classification	:B65G 17/00	
(31) Priority Document No	:12193340.2	
(32) Priority Date	:20/11/2012	
(33) Name of priority country	:EPO	
(86) International Application No	:NA	
Filing Date	:NA	
(87) International Publication No	: NA	
(61) Patent of Addition to Application Number	:NA	
Filing Date	:NA	
(62) Divisional to Application Number	:NA	
Filing Date	:NA	

(71)**Name of Applicant :**
1)COMAU S.P.A.
Address of Applicant :via Rivalta 30, I-10095 Grugliasco (Torino), Italy
(72)**Name of Inventor :**
1)MAGNI, Gianni
2)GROMME, Gianpiero

(57) Abstract :
A plurality of different types (A, B, C) of components is fed to a production line or cell (L) by means of a conveyor for recirculating a plurality of pallets (P) on which said components (A, B, C) are carried. The conveyor comprises a horizontal carousel for recirculating the pallets (P) along an endless path. The conveyor is able to cause the pallets (P) to circulate in any of the two circulation directions, and the direction of circulation of the pallets is changed according to the type of component (A, B, C) required by the production line or cell (L) in each step of operation, in such a way as to carry a component of the type required to the production line or cell (L) in the shortest possible time. The conveyor (1) comprises a single chain-tensioning device (15) designed to tension the chain properly whenever the direction of movement of the chain is reversed.

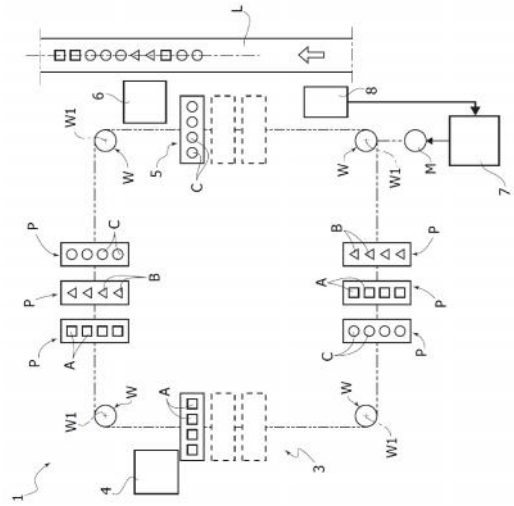

No. of Pages : 31 No. of Claims : 10

(12) PATENT APPLICATION PUBLICATION
(19) INDIA
(22) Date of filing of Application :19/11/2012
(21) Application No.1328/KOL/2012 A
(43) Publication Date : 23/05/2014

(54) Title of the invention : A CHROMIUM FREE ECO-FRIENDLY COATING FOR METAL SUBSTRATES.

(51) International classification :C09D5/08
(31) Priority Document No :NA
(32) Priority Date :NA
(33) Name of priority country :NA
(86) International Application No :NA
Filing Date :NA
(87) International Publication No : NA
(61) Patent of Addition to Application Number :NA
Filing Date :NA
(62) Divisional to Application Number :NA
Filing Date :NA

(71)**Name of Applicant :**
1)TATA STEEL LIMITED,
Address of Applicant :RESEARCH AND DEVELOPMENT AND SCIENTIFIC SERVICES DIVISION JAMSHEDPUR 831001,INDIA Jharkhand India
(72)**Name of Inventor :**
1)AKSHYA KUMAR GUIN
2)MANISHA KUMAR BHADU
3)KANWER SINGH ARORA
4)MS NITU RANI

(57) Abstract :
A chromium-free coating composition for treating a metal-surface, the coating composition comprising: 10-60 percentage by weight of a water based poly condensed silane solution comprising of silica solution, modified with organofunctional silanes; 0.25-3 percentage by weight of a bifunctional organosilane chelating agent having a reactive organic mercapto and a hydrolysable inorganic methoxysilyl functional group; 1-10 percentage by weight of an aliphatic polyester polyurethane resin flexibiliser; 0.5-2 percentage by weight of a neutralizing agent; 0.2-2 percentage by weight of a flash rust inhibitor; 0.25-2 percentage by weight of a defoamer and a leveling agent; and the balance being water based upon 100 percent by weight of the total coating composition.

No. of Pages : 16 No. of Claims : 13

(12) PATENT APPLICATION PUBLICATION
(21) Application No.1333/KOL/2012 A
(19) INDIA
(22) Date of filing of Application :20/11/2012
(43) Publication Date : 23/05/2014

(54) Title of the invention : 'AN APPARATUS TO MONITOR, REGULATE AND CONTROL WELDING PARMETERS THROUGH A FEEDBACK CONTROL LOOP TO MAINTAIN AN IMPROVED WELD QUALITY'

(51) International classification :B23K9/095
(31) Priority Document No :NA
(32) Priority Date :NA
(33) Name of priority country :NA
(86) International Application No :NA
Filing Date :NA
(87) International Publication No : NA
(61) Patent of Addition to Application Number :NA
Filing Date :NA
(62) Divisional to Application Number :NA
Filing Date :NA

(71)**Name of Applicant :**
1)BHARAT HEAVY ELECTRICALS LIMITED
Address of Applicant :REGION CAL OPERATIONS DIVISION (ROD) PLOT NO: 9/1, DJ BLOCK 3RD FLOOR KARUNAMOYEE, SALT LAKE CITY, KOLKATA-700091 HAVING ITS REGISTERED OFFICE AT BHEL HOUSE SIRI FORT, NEW DELHI-110049, INDIA.
(72)**Name of Inventor :**
1)DR PAYYALORE RAMAN VENKATESWARAN
2)KOTTAIMATHAN GANESH KUMAR
3)DR GENGUSAMY NAIDU BUVANASHEKARAN

(57) Abstract :
The invention relates to a controller apparatus for Magnetically impelled Arc Butt Welding machine comprising: a plurality of sensors for measuring voltage and current from a power source; a first signal conditioning circuit for transforming the sensor signals for amplification and processing; a first PLC program for evaluation and delivering the processed signal, and a second signal conditioning current to effect the final control signal to the power source connected to effect the final control signal to the power source connected to a MIAB welding machine, wherein the process parameters of welding voltage, welding current and time, are controlled and fed back to the welding machine to produce improved weld quality.

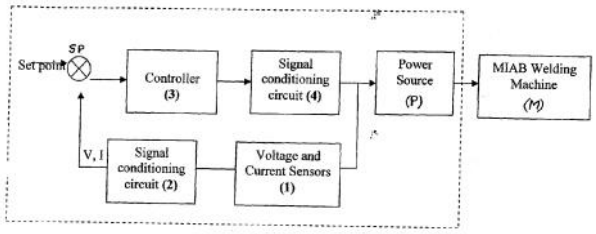

No. of Pages : 11 No. of Claims : 3

(12) PATENT APPLICATION PUBLICATION
(19) INDIA
(22) Date of filing of Application :20/11/2012
(21) Application No.1334/KOL/2012 A
(43) Publication Date : 23/05/2014

(54) Title of the invention : A METHOD FOR PROCESSING RABBIT PELTS AND FUR

(51) International classification :D04H1/08
(31) Priority Document No :NA
(32) Priority Date :NA
(33) Name of priority country :NA
(86) International Application No :NA
Filing Date :NA
(87) International Publication No : NA
(61) Patent of Addition to Application Number :NA
Filing Date :NA
(62) Divisional to Application Number :NA
Filing Date :NA

(71)**Name of Applicant :**
1)NATIONAL RESEARCH CENTRE ON MITHUN (I.C.A.R)
Address of Applicant :JHARNAPANI, MEDZIPHEMA, NAGALAND-797106 Nagaland India
(72)**Name of Inventor :**
1)DR. R. K. SINGH
2)DR.CHANDAN RAJKHOWA
3)DR.GOUTAM MUKHERJEE
4)DR.KISHORE KUMAR BARUAH
5)DR. BUDDHADEB CHATTOPADHYAY

(57) Abstract :
A method for processing rabbit fur comprising: cleaning and cooling the rabbit pelts; soaking the cleansed and cool rabbit pelts into the first tanning solution with stirring for about 48 hrs at room temperature; subjecting the pelts tanned with brine to the step of squeezing to reserve the excess brine; fleshing the pelt to remove the flesh and fatty tissue; soaking the fleshed pelts in the second tanning solution with stirring for 4 to 7 days; drying and fluffing the fully tanned pelt.

No. of Pages : 32 No. of Claims : 8

(12) PATENT APPLICATION PUBLICATION
(21) Application No.1335/KOL/2012 A
(19) INDIA
(22) Date of filing of Application :20/11/2012
(43) Publication Date : 23/05/2014

(54) Title of the invention : A METHOD FOR PREVENTION OF SCALE FORMATION ON ALLOY PIPES BENDS USED IN BOILERS DURING POST HEAT TREATMENT PROCESS OF THE BENDS IN HEAT TREATMENT FURNACES

(51) International classification :C21D
(31) Priority Document No :NA
(32) Priority Date :NA
(33) Name of priority country :NA
(86) International Application No :NA
Filing Date :NA
(87) International Publication No : NA
(61) Patent of Addition to Application Number :NA
Filing Date :NA
(62) Divisional to Application Number :NA
Filing Date :NA

(71)**Name of Applicant :**
1)BHARAT HEAVY ELECTRICALS LIMITED
Address of Applicant :REGION CAL OPERATIONS DIVISION (ROD) PLOT NO.9/1, DJ BLOCK 3RD FLOOR KARUNAMOYEE, SALT LAKE CITY, KOLKATA-700091 HAVING ITS REGISTERED OFFICE AT BHEL HOUSE SIRI FORT, NEW DELHI-11049, INDIA.
(72)**Name of Inventor :**
1)VENKATARAMAN DEVARAJAN
2)SUBRAMANIAN RAVINDRAN
3)SEBASTIN RAJ JUSTIN
4)YOGARAJ ELANGOVAN SIMEON
5)JAGANATHA PILLAI SELVA KUMAR

(57) Abstract :
The invention relates to a method for prevention of scale formation on alloy pipes bends used in boilers during post heat treatment process of the bends in heat treatment furnaces, comprising the steps of: providing a tubular member according to pre-determined size, thickness, and outer diameter for forming a tube bend of a boiler; loading the tubular member on an incremental bending machine and assign the radius and angle of the bend to be formed; unloading the bend member from the machine and applying a coating of calcium carbonate powder on the surface of the member; placing the coated member in a heat treatment furnace maintained at an elevated temperature of 1050°C for heating, normalizing, and tempering, wherein the coating is formed by mixing chalk powder in a ratio of 3:2 at room temperature, and wherein the thickness of the coating is maintained between 500 microns and 1000 microns.

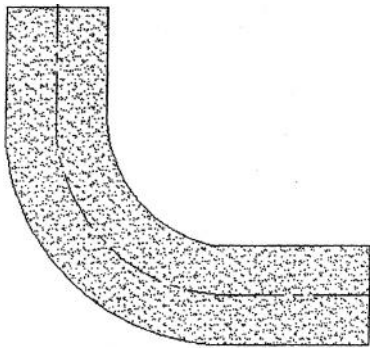

No. of Pages : 11 No. of Claims : 4

(12) PATENT APPLICATION PUBLICATION
(19) INDIA
(22) Date of filing of Application :21/11/2012
(21) Application No.1340/KOL/2012 A
(43) Publication Date : 23/05/2014

(54) Title of the invention : AN IMPROVED CHARGING-SIDE AND / OR DISCRARGING-SIDE WALL FOR SINTER PLANT IGNITION HOOD

(51) International classification :F02P
(31) Priority Document No :NA
(32) Priority Date :NA
(33) Name of priority country :NA
(86) International Application No :NA
Filing Date :NA
(87) International Publication No : NA
(61) Patent of Addition to Application Number :NA
Filing Date :NA
(62) Divisional to Application Number :NA
Filing Date :NA

(71)**Name of Applicant :**
1)STEEL AUTHORITY OF INDIA LIMITED
Address of Applicant :RESEARCH & DEVELOPMENT CENTRE FOR IRON & STEEL, DORANDA, RANCHI-834002 Jharkhand India
(72)**Name of Inventor :**
1)BANERJEE PARTHA
2)THODIMI SREENIVASA REDDY
3)PURIMETLA CHINTAIAH
4)BHATTACHARYA ANUP KUMAR

(57) Abstract :
The present invention relates to an improved charging-side wall and / or discharging- side wall for sinter ignition hood. More particularly the present invention discloses modified ignition hood charging-side and / or discharging-side wall to economize fuel gas consumption and / or protect the ignition hood charging-side and / or discharging-side wall from overheating and damage.



No. of Pages : 11 No. of Claims : 9

(12) PATENT APPLICATION PUBLICATION
(21) Application No.1187/KOL/2013 A
(19) INDIA
(22) Date of filing of Application :21/10/2013
(43) Publication Date : 23/05/2014

(54) Title of the invention : ELECTRONIC DEVICE AND OPERATING METHOD

(51) International classification	:H04W 4/00
(31) Priority Document No	:10-2012-0130234
(32) Priority Date	:16/11/2012
(33) Name of priority country	:Republic of Korea
(86) International Application No	:NA
Filing Date	:NA
(87) International Publication No	: NA
(61) Patent of Addition to Application Number	:NA
Filing Date	:NA
(62) Divisional to Application Number	:NA
Filing Date	:NA

(71)**Name of Applicant :**
1)SAMSUNG ELECTRONICS CO., LTD
Address of Applicant :129, Samsung-ro,, Yeongtong-gu, Suwon-si, Gyeonggi-do, Republic of Korea
(72)**Name of Inventor :**
1)YOUNG-SOO PARK
2)HONG-SEOK YANG
3)YANG-WOOK KIM

(57) Abstract :
An electronic device and a method for sending an automatic response message. An operating method of an electronic device comprises: determining whether a received message is confirmed within a preset time; and determining whether a contact number of a sender electronic device is a preset contact number. If the received message is not confirmed within the preset time and if the contact number of the sender electronic device is a preset contact number, the method further comprises sending an automatic response message to the sender electronic device corresponding to a preset automatic response message status.

No. of Pages : 61 No. of Claims : 15

(12) PATENT APPLICATION PUBLICATION
(19) INDIA
(22) Date of filing of Application :18/11/2013

(21) Application No.1307/KOL/2013 A
(43) Publication Date : 23/05/2014

(54) Title of the invention : INFORMATION PROCESSING APPARATUS.

(51) International classification	:G09G 3/00	(71)**Name of Applicant :**
(31) Priority Document No	:2012-254163	**1)RICOH COMPANY, LIMITED**
(32) Priority Date	:20/11/2012	Address of Applicant :3-6,NAKAMAGOME 1-CHOME,OHTA-KU,TOKYO 143-8555 JAPAN
(33) Name of priority country	:Japan	(72)**Name of Inventor :**
(86) International Application No	:NA	**1)YUUKI SUNAGAWA**
Filing Date	:NA	
(87) International Publication No	: NA	
(61) Patent of Addition to Application Number	:NA	
Filing Date	:NA	
(62) Divisional to Application Number	:NA	
Filing Date	:NA	

(57) Abstract :
According to an embodiment, an information processing apparatus includes a first control unit, a first power supply, a switching unit, a second control unit, a second power supply, and a setting change unit. The first control unit is connected to an external load. The first power supply is connected to an external power source and the first control unit and supplies power to the first control unit. The switching unit is connected between the first power supply and the external power source and is configured to switch on or off the first power supply. The second control unit is connected to the switching unit and is configured to control switching operation of the switching unit according to a setting. The second power supply is connected to the second control unit and the external power source and supplies power to the second control unit. The setting change unit is connected to the second power supply and the second control unit and is configured to perform the setting of the second control unit so that the switching unit switches off the first power supply when a voltage of the second power supply is lower than a preset voltage, and perform the setting of the second control unit so that the switching unit switches on the first power supply when the voltage of the second power supply is equal to or higher than the preset voltage.

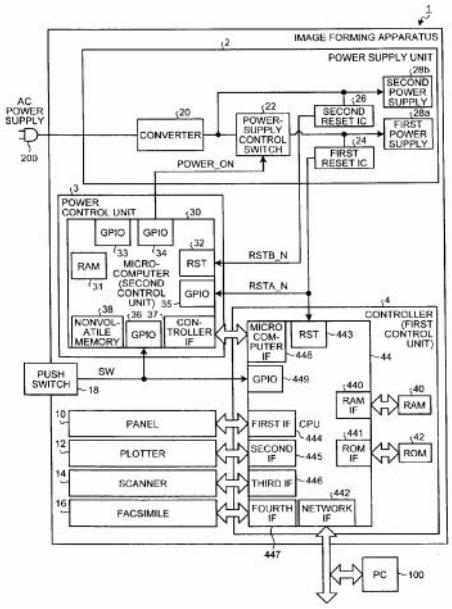

No. of Pages : 43 No. of Claims : 9

(12) PATENT APPLICATION PUBLICATION
(19) INDIA
(22) Date of filing of Application :18/11/2013
(21) Application No.1309/KOL/2013 A
(43) Publication Date : 23/05/2014

(54) Title of the invention : COLLAPSIBLE CLUTCHING DIFFERENTIAL

(51) International classification	:F16H 48/00	
(31) Priority Document No	:61/727,990	
(32) Priority Date	:19/11/2012	
(33) Name of priority country	:U.S.A.	
(86) International Application No	:NA	
Filing Date	:NA	
(87) International Publication No	: NA	
(61) Patent of Addition to Application Number	:NA	
Filing Date	:NA	
(62) Divisional to Application Number	:NA	
Filing Date	:NA	

(71)**Name of Applicant :**
1)EATON CORPORATION
Address of Applicant :1000 Eaton Boulevard, Cleveland, Ohio 44122, U.S.A.
(72)**Name of Inventor :**
1)Creager, Christopher Wayne

(57) Abstract :
A collapsible clutching differential is for use in a drive train of a vehicle to control torque thereof. The drive train includes at least one rotating member defining an axis of rotation of the rotating member; a housing operatively supported in driven relationship with respect to a remainder of the drive train, adapted to rotate about the axis, and defining a cavity of the housing into which the rotating member extends; and at least one cross-pin mounted for rotation with the housing. The differential includes a pair of castellated side gears disposed in the cavity of the housing, supported for rotation about the axis relative to the housing, and having a torque-transmitting connection to the rotating member. The castellated side gears are adapted to be spaced from each other and collapse upon themselves such that the differential collapses upon itself.

No. of Pages : 28 No. of Claims : 36

(12) PATENT APPLICATION PUBLICATION
(19) INDIA
(22) Date of filing of Application :18/11/2013

(21) Application No.1306/KOL/2013 A
(43) Publication Date : 23/05/2014

(54) Title of the invention : DRYER WITH HEAT PUMP

(51) International classification	:D06F 58/00
(31) Priority Document No	:10-2012-0132566
(32) Priority Date	:21/11/2012
(33) Name of priority country	:Republic of Korea
(86) International Application No	:NA
Filing Date	:NA
(87) International Publication No	: NA
(61) Patent of Addition to Application Number	:NA
Filing Date	:NA
(62) Divisional to Application Number	:NA
Filing Date	:NA

(71)**Name of Applicant :**
1)LG ELECTRONICS INC.
Address of Applicant :128,YEOUI-DAERO,YEONGDEUNGPO-GU,SEOUL, REPUBLIC OF KOREA
(72)**Name of Inventor :**
1)YOUNGSUK CHUNG
2)DONGGEUN LEE
3)MYOUNGJONG KIM

(57) Abstract :
A dryer with a heat pump that includes a cabinet, a drum installed within the cabinet, and an exhaust duct configured to exhaust air from the drum to outside of the cabinet. The dryer also includes a fan configured to inhale air from the drum and pump the air to the exhaust duct, an evaporator configured to exchange heat with air being exhausted through the exhaust duct, and a condenser disposed at a rear side of the drum. The dryer further includes an intake passage member configured to guide air that has passed through the condenser into the drum and a compressor and an expansion apparatus configured to define a heat pump along the evaporator and condenser.

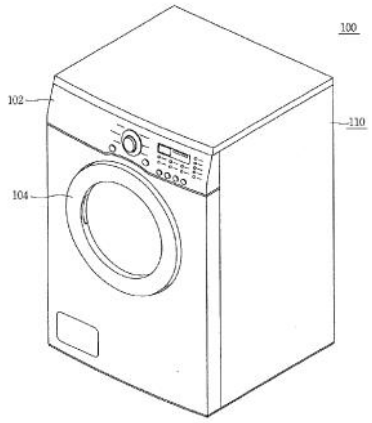

No. of Pages : 26 No. of Claims : 24

(12) PATENT APPLICATION PUBLICATION
(21) Application No.1275/KOL/2013 A
(19) INDIA
(22) Date of filing of Application :08/11/2013
(43) Publication Date : 23/05/2014

(54) Title of the invention : SAFETY APPARATUS FOR BRAKE OF VEHICLE

(51) International classification	:B60T 13/00	(71)**Name of Applicant :** **1)HANJUNG CO.,LTD** Address of Applicant :9B 1L, GENERAL INDUSTRIAL COMPLEX, CHAESHIN-DONG, YEONGCHEON-SI, GYEONGSANGBUK-DO REPUBLIC OF KOREA
(31) Priority Document No	:10-2012-0132169	
(32) Priority Date	:21/11/2012	
(33) Name of priority country	:Republic of Korea	(72)**Name of Inventor :** **1)PIL-SOO KANG**
(86) International Application No	:NA	
Filing Date	:NA	
(87) International Publication No	: NA	
(61) Patent of Addition to Application Number	:NA	
Filing Date	:NA	
(62) Divisional to Application Number	:NA	
Filing Date	:NA	

(57) Abstract :
A safety apparatus for a brake of a vehicle is provided. The safety apparatus for a brake of a vehicle includes a first line and a second line. The first line includes an exhaust manifold 1, an engine 2, an intake manifold 3, a check valve 4, a vacuum hose 5, a vacuum switch 6, a booster 7, a check valve 8, a vacuum hose 9, a negative connection portion 10, a vacuum switch 11 and a brake booster 12, and the second line includes a vacuum hose 15, a check valve 16, a booster 17, a check value 18, a vacuum hose 19 and a vacuum pump 20, which are connected to the negative connection portion 10. The safety apparatus can isolate a supply of electric power to a fuel motor to stop starting of the engine when the brake booster lacks a vacuum because of a deterioration of a performance of an auxiliary vacuum pump, and enable the brake to normally operate so as to prevent an accident even though a sudden acceleration occurs or the engine suddenly stops.

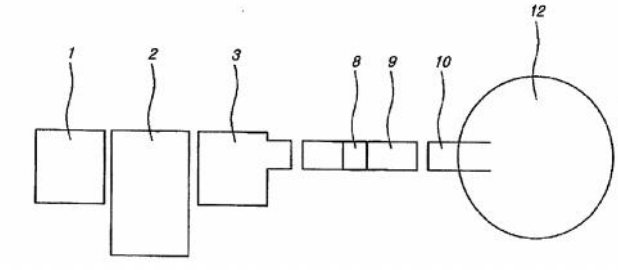

No. of Pages : 28 No. of Claims : 3

(12) PATENT APPLICATION PUBLICATION
(21) Application No.1259/KOL/2013 A
(19) INDIA
(22) Date of filing of Application :05/11/2013
(43) Publication Date : 23/05/2014

(54) Title of the invention : ROOFTOP TYPE AIR CONDITIONER CASE HOUSING AND AIR CONDITIONER USING THE SAME

(51) International classification	:B60H
(31) Priority Document No	:10-2012-0131134
(32) Priority Date	:19/11/2012
(33) Name of priority country	:Republic of Korea
(86) International Application No	:NA
Filing Date	:NA
(87) International Publication No	: NA
(61) Patent of Addition to Application Number	:NA
Filing Date	:NA
(62) Divisional to Application Number	:NA
Filing Date	:NA

(71)**Name of Applicant :**
1)KBAUTOTECH CO., LTD.
Address of Applicant :121-2 MAEGOK-RI, TANGJEONG-MYEON, ASAN-SI, CHUNGCHEONGNAM-DO 336-843 REPUBLIC OF KOREA
(72)**Name of Inventor :**
1)CHO, KEUN JE

(57) Abstract :
The present invention relates to a rooftop type air conditioner case housing and a rooftop type air conditioner using the same, and more particularly, to a rooftop type air conditioner case housing which may be installed in a rooftop of a bus and in which a shroud shape and a blower fan assembly may be mounted in a fiberglass reinforced plastic (FRP) case without using a steel shroud in the housing and a rooftop type air conditioner using the same.

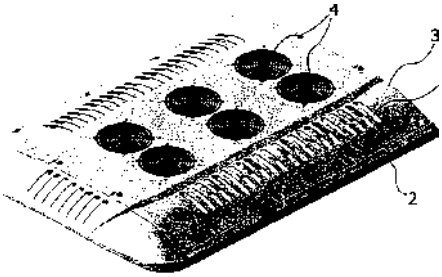

No. of Pages : 24 No. of Claims : 8

(12) PATENT APPLICATION PUBLICATION
(21) Application No.1312/KOL/2012 A
(19) INDIA
(22) Date of filing of Application :16/11/2012
(43) Publication Date : 23/05/2014

(54) Title of the invention : FIRE ESCAPE SAFETY DEVICE FOR MULTI STORIED BUILDINGS

(51) International classification :A62B1/00
(31) Priority Document No :NA
(32) Priority Date :NA
(33) Name of priority country :NA
(86) International Application No :NA
Filing Date :NA
(87) International Publication No : NA
(61) Patent of Addition to Application Number :NA
Filing Date :NA
(62) Divisional to Application Number :NA
Filing Date :NA

(71)**Name of Applicant :**
1)AHINDRA CHANDRA CHOWDHURY
Address of Applicant :B11/11, MANGALIK CO-OP. HOUSING SOCIETY LTD. KOLKATA-700094, W. B. INDIA
(72)**Name of Inventor :**
1)AHINDRA CHANDRA CHOWDHURY

(57) Abstract :
The device is useful for escaping from fire-engulfed multi-storied building without waiting for out side help. This is a personalized and for mass rescue device which a person / nos. of person can have it for use for their own safety independently without waiting for outside help. It works on principle of breaking the momentum of the falling body. The acceleration due to gravity causes increase in momentum that causes the crashing with a big impact when the falling body reaches the ground level. The spring of lesser strength then the falling weight puts obstacle to the free rotation of the cam arm resulting in breaking the magnitude of increasing momentum of the falling object and thus makes the safe landing. The device can be utilized for bringing down any type of load from elevated heights for material handling without energy cost.

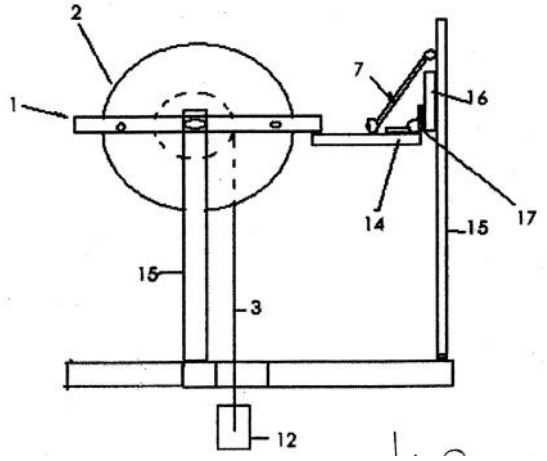

No. of Pages : 5 No. of Claims : 5

(12) PATENT APPLICATION PUBLICATION
(21) Application No.1313/KOL/2012 A
(19) INDIA
(22) Date of filing of Application :16/11/2012
(43) Publication Date : 23/05/2014

(54) Title of the invention : CONCEALED TRANSPORTATION TECHNOLOGY THROUGH WATER FILLED PIPES

(51) International classification :A01G31/00
(31) Priority Document No :NA
(32) Priority Date :NA
(33) Name of priority country :NA
(86) International Application No :NA
Filing Date :NA
(87) International Publication No : NA
(61) Patent of Addition to Application Number :NA
Filing Date :NA
(62) Divisional to Application Number :NA
Filing Date :NA

(71)**Name of Applicant :**
1)AHINDRA CHANDRA CHOWDHURY
Address of Applicant :B 11/11, MANGALIK CO-OP. HOUSING SOCIETY LTD. KOLKATA-700094, W.B., INDIA
(72)**Name of Inventor :**
1)AHINDRA CHANDRA CHOWDHURY

(57) Abstract :
In this system of transportation, materials will move through flexible pipes or a combination of flexible and rigid pipes depending upon the route conditions. The pipes will be filled with water throughout. Materials will be packed inside one or more water proof soft/semi soft bags tied to each other to form a train of capsules, tied to each other to form a train. This flexible train of soft capsules will be in submerged condition inside the route pipe. In this condition the total weight of the pay load will be reduced due to buoyancy effect and it can easily be propelled through the water filled pipe by activation of the propeller attached at the rare of the train. Power supply can be provided internally, or by combination of the both. In this system of transportation, materials will be selective one. The material carrying water pipe can be laid over the ground, under the ground, under water bodies, and along the ups and down at any angle of the hilly areas. The pipe may be laid compatible to the any surface condition of the earth. The concept eliminates a major a major cost factor of building road ways and provides the flexibility to change the route by shifting the pipe in any position. The system will be a energy efficient one as it will take the buoyancy-effect in favor and the radius curvature will be such as to make the turings smooth as the rail ways.

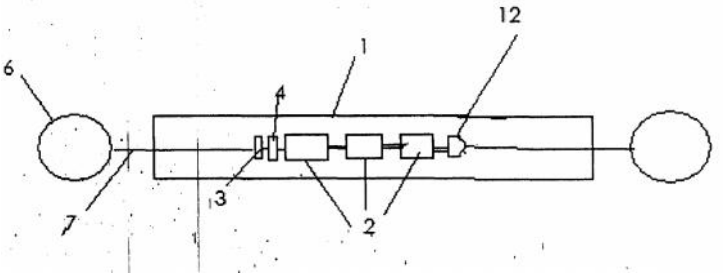

No. of Pages : 10 No. of Claims : 5

(12) PATENT APPLICATION PUBLICATION
(21) Application No.1323/KOL/2012 A
(19) INDIA
(22) Date of filing of Application :19/11/2012
(43) Publication Date : 23/05/2014

(54) Title of the invention : 'A MODIFIED GTO-BASED INVERTER MODULE ADAPTABLE TO OUTPUT 415V,195 AMP ACTING AS AN IGBT-BASED INVERTER MODULE FOR LOCOMOTIVE APPLICATIONS'

(51) International classification :B61C15/14
(31) Priority Document No :NA
(32) Priority Date :NA
(33) Name of priority country :NA
(86) International Application No :NA
Filing Date :NA
(87) International Publication No : NA
(61) Patent of Addition to Application Number :NA
Filing Date :NA
(62) Divisional to Application Number :NA
Filing Date :NA

(71)**Name of Applicant :**
1)BHARAT HEAVY ELECTRICALS LIMITED
Address of Applicant :PLOT NO.9/1,DJ BLOCK 3RD FLOOR KARUNAMOYEE,SALT LAKE CITY,KOLKATA-700091 HAVING ITS REGISTERED OFFICE AT BHEL HOUSE SIRI FORT,NEW DELHI-110049,INDIA
(72)**Name of Inventor :**
1)BISWAS SANJIT KUMAR
2)ROHIT VERMA
3)THAKUR DURGESH KUMAR
4)INDRANI CHATTOPADHYAY

(57) Abstract :
The invention relates to an IGBT based inverter module with dedicated communication protocol for locomotive applications, comprising a power circuit block having one or two H-bridge IGBT module. In case of two H-bridge IGBT modules, they are connected in parallel; and a control circuit block having a gate interface card, a gate control circuit, and current sensing transducer, wherein each IGBT module comprises one each upper IGBT and lower IGBT connected in series making the inverter module with three power terminals; the power terminals are enabled to receive control pulses with two collectors connected with the driver card for monitoring voltage fall pattern across each IGBT; at least one electric motor in the locomotive auxiliary receiving the output from the IGBT module via an inbuilt L-C filter to reduce dv/dt at the motor terminal; and a damping resistor connected in series with the Capacitor of the L-C filter to damp the generated oscillators due to IGBT switching.

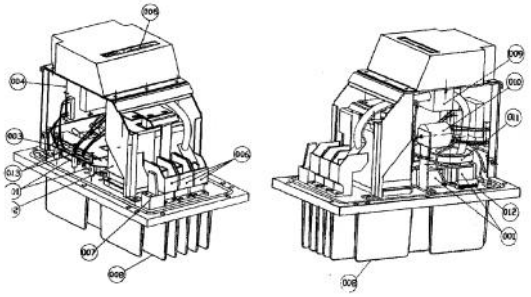

No. of Pages : 16 No. of Claims : 6

(12) PATENT APPLICATION PUBLICATION
(19) INDIA
(22) Date of filing of Application :19/11/2012
(21) Application No.1324/KOL/2012 A
(43) Publication Date : 23/05/2014

(54) Title of the invention : A NOVEL METHOD FOR DEVELOPING NANO-PARTICLE COATED HIGHLY CONDUCTIVE ELECTRODE WIRE

(51) International classification	:H01L31/042	(71)**Name of Applicant :**
(31) Priority Document No	:NA	**1)TATA STEEL LIMITED**
(32) Priority Date	:NA	Address of Applicant :RESEARCH AND DEVELOPMENT AND SCIENTIFIC SERVICES DIVISION JAMSHEDPUR 831001, INDIA Jharkhand India
(33) Name of priority country	:NA	
(86) International Application No	:NA	
Filing Date	:NA	(72)**Name of Inventor :**
(87) International Publication No	: NA	**1)MR. BIPUL JEET**
(61) Patent of Addition to Application Number	:NA	**2)MR. CHIRADEEP GHOSH**
Filing Date	:NA	**3)MR. DINESH GUDADHE**
(62) Divisional to Application Number	:NA	**4)MR. SANTANU ROY**
Filing Date	:NA	

(57) Abstract :
Described is the invention of coating an electrode for use in gas metal arc welding. Such coating is applied by successively treating the substrate wire with a number of coating formulations maintained at a desired temperature in the range 30 to 100 °C. The process leads to a weld wire electrode which is eco-friendly, results in lower spatter during welding and has a higher shelf life.

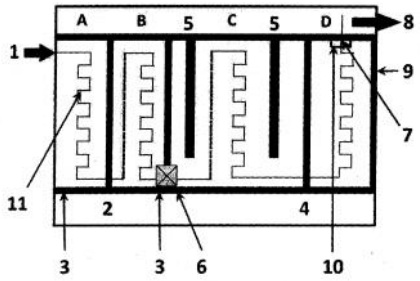

No. of Pages : 17 No. of Claims : 13

Publication Under Section 43(2) in Respect of the Grant

Following Patents have been granted and any person interested in opposing these patents under Section 25(2) may at any time within one year from the date of this issue, give notice to the Controller of Patents at the appropriate office, on the prescribed form-7 along with written statement and evidence, if any.

Serial Number	Patent Number	Application Number	Date of Application	Date of Priority	Title of Invention	Name of Patentee	Date of Publication of Abstract u/s 11(A)	Appropriate Office
1	260660	3425/DEL/2005	21/12/2005	22/12/2004	IMPROVING TOUCH SCREEN ACCURACY	MICROSOFT CORPORATION	02/10/2009	DELHI
2	260662	4704/DELNP/2007	26/01/2006	28/01/2005	A PHARMACEUTICAL PREPARATION COMPRISING AN ANTIGEN AND ADJUVANT	NORTH-WEST UNIVERSITY	17/08/2007	DELHI
3	260664	118/DELNP/2007	27/06/2005	30/06/2004	A METHOD OF DERIVING SPATIAL FILTER MATRICES IN A WIRELESS MULTIPLE-INPUT MULTIPLE-OUTPUT (MIMO) COMMUNICATION SYSTEM	QUALCOMM INCORPORATED	03/08/2007	DELHI
4	260665	3298/DELNP/2004	22/04/2003	23/04/2002	A WIRE PATTERN LAYOUT FOR AN ANTENNA	THE OHIO STATE UNIVERSITY RESEARCH FOUNDATION,CALEARO ANTENNE S.p.A	09/10/2009	DELHI
5	260667	2896/DELNP/2006	03/12/2004	05/12/2003	PROCESS FOR THE MANUFACTURE OF ALKENYLATED HYDROXYLATED AROMATIC COMPOUNDS, OF CHROMAN COMPOUNDS AND OF THEIR ACYLATED DERIVATIVES	DSM IP ASSETS B.V.	20/04/2007	DELHI
6	260669	121/DEL/2009	22/01/2009		FLUID CATALYTIC CRACKING CATALYST FOR LIGHT OLEFIN	UOP LLC	30/07/2010	DELHI
7	260670	4662/DELNP/2006	11/01/2005	01/03/2004	AN AQUEOUS ACIDIC IRON PHOSPHORUS BATH	ATOTECH DEUTSCHLAND GMBH	24/08/2007	DELHI
8	260671	3971/DELNP/2007	01/11/2005	17/11/2004	SULPHONYLATEDDIPHENYLETHYLENEDIAMINES, METHOD FOR THEIR PREPARATION AND USE IN TRANSFER HYDROGENATION CATALYSIS	PORTELA & CA.,S.A.	31/08/2007	DELHI
9	260672	610/DEL/2005	21/03/2005		A NOVEL INTER AND INTRA MULTILAMELLAR VESICULAR COMPOSITION	LIFECARE INNOVATIONS PVT.LTD	01/12/2006	DELHI

10	260673	5442/DELNP/2007	15/02/2006	18/02/2005	CENTRE FILLS CONFECTIONERY COMPOSITIONS	THE PROCTER & GAMBLE COMPANY	17/08/2007	DELHI
11	260674	3479/DELNP/2009	03/12/2007	01/12/2006	EXHAUST-GAS CONVERTING APPARATUS	TOYOTA JIDOSHA KABUSHIKI KAISHA,IBIDEN CO.,LTD	16/04/2010	DELHI
12	260676	7821/DELNP/2007	13/03/2006	15/03/2005	METHOD AND SYSTEM FOR RECOVERING (RUBBER-REINFORCED) POLYSTYRENE RESIN COMPOSITIONS	TECHNO POLYMER CO., LTD.	09/11/2007	DELHI
13	260681	6648/DELNP/2007	13/03/2006	16/03/2005	A METHOD FOR PROCESSING AN AQUEOUS POLYMER EMULSION OR SUSPENSION	ARKEMA,INC.	21/09/2007	DELHI
14	260685	6812/DELNP/2006	23/05/2005	25/05/2004	AN APPARATUS FOR DIAGNOSING PROBLEMS IN AUTOMATED BANKING MACHINES	DIEBOLD INCORPORATED	31/08/2007	DELHI
15	260688	4922/DELNP/2006	01/03/2005	01/03/2004	PYRROLOBENZODIAZEPINES	SPIROGEN Sarl	17/08/2007	DELHI
16	260694	5011/DELNP/2007	01/12/2004	01/12/2004	ADAPTIVE OPTICAL RECEIVING DEVICE AND THE METHOD THEREOF	ZTE CORPORATION	17/08/2007	DELHI
17	260696	5817/DELNP/2006	07/04/2005	07/04/2004	METHOD AND APPARATUS FOR FRAME PREDICTION IN HYBRID VIDEO COMPRESSION TO ENABLE TEMPORAL SCALABILITY	QUALCOMM INCORPORATED	27/07/2007	DELHI
18	260702	1824/DELNP/2008	31/08/2006	09/09/2005	SOLIDS FORMULATIONS OF FUNGICIDAL MIXTURES	BAYER CROPSCIENCE AKTIENGESELLSCHAFT	27/06/2008	DELHI
19	260703	7987/DELNP/2007	29/03/2006	26/04/2005	GAS PURIFICATION PROCESS	UOP LLC	09/11/2007	DELHI
20	260704	4260/DELNP/2009	04/01/2008	05/02/2007	A METHOD FOR FORMING AND SEPARATING AN OLEFIN FRACTION	EXXONMOBIL CHEMICAL PATENTS INC	19/03/2010	DELHI
21	260705	287/DELNP/2008	05/07/2006	05/07/2005	SPRAY-DRYING PROCESS FOR PRODUCING A DRY CARNITINE POWDER OR GRANULATE	LONZA AG	15/08/2008	DELHI
22	260706	8560/DELNP/2007	26/04/2006	19/05/2005	HIGHLY WEATHERABLE ROOF COATINGS CONTAINING AQUEOUS FLUOROPOLYMER DISPERSIONS	ARKEMA INC.	27/06/2008	DELHI
23	260707	2025/DELNP/2008	21/08/2006	31/08/2005	11-BETA-HYDROXYSTEROID DEHYDROGENASE-1-INHIBITOR DIABETES-TYPE 2-1	F.HOFFMAN-LA ROCHE AG	04/07/2008	DELHI

24	260708	3297/DELNP/2007	18/11/2005	19/11/2004	A PROCESS FOR THE PREPARATION OF A PROTECTED FLUORIDATED GLUCOSE DERIVATIVE	GE HEALTHCARE LIMITED	31/08/2007	DELHI
25	260709	3054/DELNP/2007	21/11/2005	19/11/2004	FOLDED HONEYCOMB AND PROCESS FOR PRODUCING THE SAME	K.U. EUVEN RESEARCH DEVELOPMENT,JOCHEN PFLUG	31/08/2007	DELHI
26	260711	4921/DELNP/2008	08/12/2006	08/12/2005	METHOD OF DETECTING HUMAN PAPILLOMA VIRUS BY USING NUCLEIC ACID AMPLIFICATION METHOD AND NUCLEIC ACID CHAIN-IMMOBILIZED CARRIER	KABUSHIKI KAISHA TOSHIBA,SEKISUI MEDICAL CO., LTD.	08/08/2008	DELHI
27	260714	5753/DELNP/2007	24/01/2006	28/01/2005	PROCESS FOR THE MANUFACTURE OF A PRECURSOR OF VITAMIN B1	DSM IP ASSETS B.V.	24/08/2007	DELHI
28	260715	5012/DELNP/2005	18/08/1999	19/08/1998	A METHOD AND SYSTEM FOR PERFORMING AN UPDATE OF AN OLD DATA TABLE	RED BEND LTD.	07/12/2007	DELHI
29	260716	356/DEL/2005	18/02/2005		AN OVERLOAD PROTECTION DEVICE FOR A LPG CYLINDER EXTRACTION UNIT	YUNUS PATEL	10/11/2006	DELHI
30	260717	1753/DEL/2006	01/08/2006	04/08/2005	RUBBER COMPOSITION FOR TIRE TREAD	SUMITOMO RUBBER INDUSTRIES, LTD.	24/08/2007	DELHI
31	260719	IN/PCT/2001/00244/DEL	22/04/1999	23/04/1998	A PROCESS FOR THE RECOVERY AND REUSE OF CARBON SOOT ACCOMPANYING RAW SYNGAS	COLGATE-PALMOLIVE COMPANY	20/05/2005	DELHI
32	260720	5573/DELNP/2007	20/01/2006	21/01/2005	A POLYCONDENSATION CATALYSTS FOR POLYESTER PRODUCTION	MITSUBISHI CHEMICAL CORPORATION	24/08/2007	DELHI
33	260722	1570/DEL/2007	26/07/2007 14:34:07	01/08/2006	CONTACTOR FOR DIRECT CURRENT AND ALTERNATING CURRENT OPERATION	SCHALTBAU GMBH	15/02/2008	DELHI
34	260723	2394/DELNP/2008	10/08/2006	21/09/2005	STABILIZED POLYMER DRAG REDUCING AGENT SLURRIES	BAKER HUGHES INCORPORATED	25/07/2008	DELHI
35	260724	2593/DEL/2007	11/12/2007 12:13:39	19/12/2006	A CONNECTOR AND A METHOD OF FORMING IT	SUMITOMO WIRING SYSTEMS, LTD.	05/09/2008	DELHI
36	260725	7390/DELNP/2007	28/02/2006	01/03/2005	AN ORGANIC RANKINE CYCLE POWER PLANT FOR PRODUCING ORGANIC WORKING FLUID	ORMAT TECHNOLOGIES INC.	26/10/2007	DELHI
37	260726	2030/DELNP/2006	15/10/2004	15/10/2003	HIGH SPEED MEDIA ACCESS CONTROL WITH LEGACY SYSTEM INTEROPERABILITY	QUALCOMM INCORPORATED	22/06/2007	DELHI

38	260727	1977/DEL/2007	18/09/2007 15:24:21	27/09/2006	VEHICLE BUMPER STRUCTURE	TOYOTA JIDOSHA KABUSHIKI KAISHA	04/04/2008	DELHI
39	260728	10638/DELNP/2008	25/06/2007	26/06/2006	ODORIZING MIXTURE FOR AN ODORLESS GASEOUS FUEL	ARKEMA FRANCE	29/05/2009	DELHI
40	260729	6025/DELNP/2005	25/05/2004	25/06/2003	A METHOD FOR CHECKING THE AUTHENTICITY OF A PRODUCT PIECE	TUV RHEINLAND HOLDING AG	30/11/2007	DELHI
41	260730	4048/DELNP/2008	26/10/2006	28/10/2005	DRIVE DEVICE FOR HYBRID VEHICLE	TOYOTA JIDOSHA KABUSHIKI KAISHA,	01/08/2008	DELHI
42	260731	2706/DELNP/2007	12/10/2005	12/10/2004	METHOD FOR REDUCING ALLERGENS IN AN ENCLOSURE	PURE SOLUTIONS LLC.	03/08/2007	DELHI
43	260732	1916/DELNP/2006	18/10/2004	17/10/2003	INHALER	Vectura Delivery Devices Limited	10/08/2007	DELHI
44	260734	4131/DELNP/2006	21/01/2005	22/01/2004	METHOD FOR MAKING A REINFOCEMENT PROVIDED WITH AT LEAST ONE ADHESIVE SURFACE CAPABLE OF BEING REPOSITIONED AND RESULTING REINFOCEMENT	SAERTEX FRANCE	17/08/2007	DELHI
45	260737	4416/DELNP/2007	02/12/2005	12/01/2005	METHOD AND DEVICE FOR CONTROLING AN INJECTOR	CONTINENTAL AND DEVICE FOR CONTROLLING AN INJECTOR	24/08/2007	DELHI
46	260738	3065/DELNP/2008	30/10/2006	31/10/2005	Scored tablets comprising pitavastatin and exhibiting excellent photostability	KOWA CO., LTD.,NISSAN CHEMICAL INDUSTRIES, LTD.	27/06/2008	DELHI
47	260739	4546/DELNP/2007	23/12/2005	23/12/2004	A METHOD FOR REDUCING THE CONTENT OF PROTEIN S	NOVO NORDISK HEALTH CARE AG	31/08/2007	DELHI
48	260742	854/DELNP/2004	15/10/2002	16/10/2001	DEVICE FOR SETTING UP CENTRAL VACUUM CLEANING INSTALLATIONS	AKE JONSSON	30/10/2009	DELHI
49	260743	3350/DELNP/2006	03/12/2004	20/12/2003	NUTRITIONAL COMPOSITION FOR PROMOTING WOUND HEALING	NESTEC S.A.	24/08/2007	DELHI
50	260744	67/DELNP/2008	01/08/2005	24/06/2005	A PHOSPHOPEPTIDE OR PHOSPHOPROTEIN STABILIZED AMORPHOUS COMPLEX	THE UNIVERSITY OF MELBOURNE	11/07/2008	DELHI
51	260745	707/DELNP/2004	19/09/2002	04/10/2001	A FABRIC SIGN	GORAN JOHANSSON,PATRIK JOHANSSON	21/07/2006	DELHI
52	260746	6464/DELNP/2006	06/04/2005	20/04/2004	A FLAVOURING COMPOSITION AND A PROCESS FOR PREPARING THE SAME THEREOF	QUEST INTERNATIONAL SERVICES B.V	31/08/2007	DELHI

53	260747	891/DELNP/2007	21/07/2005	21/07/2004	A METHOD FOR PROCESSING A PLURALITY OF MOTION VECTORS AND AN APPARATUS THEREOF	QUALCOMM INCORPORATED	17/08/2007	DELHI
54	260750	3777/DELNP/2007	18/11/2005	19/11/2004	CONTROLLED-VOLUME INFUSION DEVICE	CURLIN MEDICAL INC.	24/08/2007	DELHI
55	260751	6492/DELNP/2008	09/08/2007	10/08/2006	A METHOD OF PREPARING OF GRANULAR POLYSILICON AND APPARATUS THEREOF	KOREA RESEARCH INSTITUTE OF CHEMICAL TECHNOLOGY	24/10/2008	DELHI
56	260755	2124/DELNP/2004	07/02/2003	15/02/2002	METHOD FOR CONTROLLING THE BILLING OF A BROADCAST SERVICE BY UNITS OF TIME	NAGRAVISION S.A.	11/05/2007	DELHI
57	260756	1067/DEL/2005	29/04/2005		A METHOD FOR PROVIDING AN ADDITIONAL PASSWORD AND ASSOCIATED WIRELESS COMMUNICATION DEVICE	RESEARCH IN MOTION LIMITED	19/06/2009	DELHI
58	260757	8410/DELNP/2007	06/04/2006	08/04/2005	NEW METHOD FOR THE PREPARATION OF 6-(3-(1-ADAMANTYL)-4-METHOXPHENYL)-2-NAPHTHOIC ACID	GALDERMA RESEARCH & DEVELOPMENT	04/07/2008	DELHI
59	260758	1780/DELNP/2004	24/12/2002	26/12/2001	A METHOD AND AN INSTALLATION FOR DENSIFYING POROUS SUBSTRATES BY CHEMICAL VAPOUR INFILTRATION	MESSIER-BUGATTI-DOWTY	30/03/2007	DELHI
60	260760	7653/DELNP/2007	29/06/2006	29/06/2005	FRAGRANCE COMPOSITION	KAO CORPORATION	09/11/2007	DELHI
61	260761	1205/DEL/2009	12/06/2009 11:59:11	20/06/2008	NEW PROCESS FOR THE SYNTHESIS OF 7,8-DIMETHOXY-1,3-DIHYDRO-2H-3-BENZAZEPIN-2-ONE, AND APPLICATION IN THE SYNTHESIS OF IVABRADINE AND ADDITION SALTS THEREOF WITH A PHARMACEUTICALLY ACCEPTABLE ACID	LES LABORATOIRES SERVIER	23/04/2010	DELHI
62	260762	3925/DELNP/2009	03/01/2008	19/01/2007	A PROCESS FOR PRODUCING AN ALKYLAROMATIC COMPOUND	EXXONMOBIL CHEMICAL PATENTS INC,STONE & WEBSTER, INC.	27/11/2009	DELHI
63	260763	5278/DELNP/2008	18/12/2006	16/12/2005	SOLID DISPERSION COMPRISING AN ACTIVE INGREDIENT HAVING A LOW MELTING POINT AND TABLET FOR ORAL ADMINISTRATION COMPRISING SAME	HANMI HOLDING CO., LTD.	15/08/2008	DELHI

64	260766	2292/DEL/2008	01/10/2008 15:44:01	11/10/2007	AEROSOL COMPOSITIONS	RECKITT BENCKISTER (UK) LIMITED	19/06/2009	DELHI
65	260768	3315/DELNP/2006	17/11/2004	17/11/2003	LECITHIN-CONTAINING GRANULAR COMPOSITIONS AND METHODS OF THEIR PREPARATION	CARGILL, INCORPORATED	20/04/2007	DELHI
66	260772	195/DEL/2005	01/02/2005	04/02/2004	COMMAND BASED GROUP SMS WITH MOBILE MESSAGE RECEIVER AND SERVER	MICROSOFT CORPORATION	29/12/2006	DELHI
67	260775	210/DELNP/2008	06/07/2006	08/07/2005	High Tryptophan Soybean Meals and Methods of Preparing The Same	RENESSEN LLC.	11/07/2008	DELHI
68	260777	3650/DELNP/2006	17/12/2004	24/12/2003	PLASMA ON DEMAND TUBE	BECTON, DICKINSON AND COMPANY	24/08/2007	DELHI
69	260778	377/DELNP/2007	23/08/2005	26/08/2004	PROCESS FOR PREPARING TIOTROPIUM SALTS OF FORMULA 1	BOEHRINGER INGELHEIM PHARMA GMBH & CO. KG.	24/08/2007	DELHI
70	260780	2754/DELNP/2007	05/07/2005	14/09/2004	ORIENTATION-INSENSITIVE ULTRA-WIDEBAND COUPLING CAPACITOR AND METHOD OF MAKING	AMERICAN TECHNICAL CERAMICS CORPORATION	03/08/2007	DELHI
71	260781	926/DELNP/2007	29/08/2005	02/09/2004	PROCESS FOR OPTIMIZED LIQUID-PHASE OXIDATION	GRUPO PETROTEMEX ,S.A. DE C.V	03/08/2007	DELHI
72	260782	3860/DELNP/2004	08/05/2003	08/05/2002	A CONNECTOR FOR COUPLING AN END OF A COAXIAL CABLE TO A TERMINAL AND A METHOD FOR THE SAME	CORNING GILBERT INC.	18/12/2009	DELHI
73	260786	4547/DELNP/2006	21/02/2005	02/03/2004	CODING AND DECODING METHOD OF A PICTURE SEQUENCE BY HIERARCHICAL TEMPORAL ANALYSIS	THOMSON LICENSING	10/08/2007	DELHI
74	260787	8089/DELNP/2007	19/04/2006	21/04/2005	COMPOSITIONS FOR TREATMENT OF HIV OR AIDS	N.V.NUTRICIA	04/07/2008	DELHI
75	260788	686/DEL/2002	26/06/2002		AN ELLIPTICAL SLOTTED WAVEGUIDE ONE PLANE MONOPULSE ARRAY ANTENNA	DEFENCE RESEARCH & DEVELOPMENT ORGANISATION	16/03/2007	DELHI
76	260789	7646/DELNP/2007	19/04/2006	21/04/2005	DIHYDROTHIENOPYRIMIDINES FOR THE TREATMENT OF INFLAMMATORY DISEASES	BOEHRINGER INGELHEIM INTERNATIONAL GMBH	09/11/2007	DELHI
77	260800	2269/DELNP/2006	27/09/2004	29/09/2003	TRANSPORTATION SYSTEM	TUBULAR RAIL, INC.	13/07/2007	DELHI

78	260801	1322/DEL/2003	27/10/2003	27/11/2002	PROCESS FOR PREPARING A CATALYST FOR THE OXIDATION AND AMMOXIDATION OF OLEFINS	ASCEND PERFORMANCE MATERIALS LLC	15/02/2013	DELHI
79	260802	6849/DELNP/2006	18/05/2005	19/05/2004	A PRESSURE SWING ADSORPTION (PSA) PROCESS FOR SEPARATING A PRESSURIZED FEED SUPPLY GAS	PRAXAIR TECHNOLOGY, INC., TECHNOLOGY LICENSORS	31/08/2007	DELHI
80	260805	5648/DELNP/2007	12/01/2006	17/01/2005	HEAT STABILIZED MOULDING COMPOSITION	DSM IP ASSETS B. V.	17/08/2007	DELHI
81	260807	6587/DELNP/2007	10/02/2006	11/02/2005	VITAMIN C PRODUCING MICROORGANISM AND PROCESS FOR THE PRODUCTION OF VITAMIN C WITH SAID MICROORGANISM	DSM IP ASSETS B.V.	21/09/2007	DELHI
82	260812	2528/DEL/2006	24/11/2006	01/12/2005	WASTE HEAT BOILER.	ALSTOM TECHNOLOGY LTD.	31/08/2007	DELHI
83	260813	594/DELNP/2006	03/09/2004	07/09/2003	CHROMA MOTION VECTOR DERIVATION	MICROSOFT CORPORATION	31/08/2007	DELHI
84	260818	2683/DEL/2006	15/12/2006 12:19:41		AN IMPROVED PROCESS FOR THE PREPARATION OF B-AMINO ALCOHOLS	COUNCIL OF SCIENTIFIC & INDUSTRIAL RESEARCH	05/09/2008	DELHI
85	260819	2895/DELNP/2008	18/10/2006	18/10/2005	EXPANDABLE GRANULATES BASED ON VINYLAROMATIC POLYMERS HAVING AN INPROVED EXPANDABILITY AND PROCESS FOR THE PREPARATION THEREOF'	POLIMERI EUROPA S.P.A.	04/07/2008	DELHI

Publication Under Section 43(2) in Respect of the Grant

Following Patents have been granted and any person interested in opposing these patents under Section 25(2) may at any time within one year from the date of this issue, give notice to the Controller of Patents at the appropriate office, on the prescribed form-7 along with written statement and evidence, if any.

Serial Number	Patent Number	Application Number	Date of Application	Date of Priority	Title of Invention	Name of Patentee	Date of Publication of Abstract u/s 11(A)	Appropriate Office
1	260675	1206/MUM/2008	06/06/2008	19/10/2007	METAL CAPACITOR AND MANUFACTURING METHOD THEREOF	OH, YOUNG JOO	26/06/2009	MUMBAI
2	260677	1208/MUM/2008	06/06/2008	19/10/2007	METAL CAPACITOR AND MANUFACTURING METHOD THEREOF	OH, YOUNG JOO	26/06/2009	MUMBAI
3	260686	1527/MUMNP/2008	31/01/2007	31/01/2006	APPARATUS AND METHODS FOR PROVIDING CONFIGURABLE TASK MANAGEMENT ON A WIRELESS DEVICE	QUALCOMM INCORPORATED	26/09/2008	MUMBAI
4	260693	852/MUMNP/2008	27/10/2006	27/10/2005	TUNE-AWAY PROTOCOLS FOR WIRELESS SYSTEMS	QUALCOMM INCORPORATED	27/06/2008	MUMBAI
5	260695	602/MUMNP/2008	12/09/2006	12/09/2005	SCHEDULING WITH REVERSE DIRECTION GRANT IN WIRELESS COMMUNICATION SYSTEMS	QUALCOMM INCORPORATED	25/04/2008	MUMBAI
6	260697	1075/MUMNP/2008	17/01/2007	18/01/2006	PROCESSING OF IMAGES IN IMAGING SYSTEMS	QUALCOMM INCORPORATED	19/12/2008	MUMBAI
7	260698	642/MUMNP/2008	19/09/2006	19/09/2005	A METHOD FOR CONTROLLING QUALITY OF SERVICE AND A WIRELESS COMMUNICATION DEVICE FOR THE SAME	QUALCOMM INCORPORATED	09/05/2008	MUMBAI
8	260699	1444/MUMNP/2008	15/12/2006	23/12/2005	AN APPARATUS FOR LOWERING AN OUTPUT TRANSMIT POWER	QUALCOMM INCORPORATED	19/09/2008	MUMBAI
9	260713	294/MUMNP/2007	19/08/2005	27/08/2004	RAILCAR TRANSPORT TELEMATICS SYSTEM	ACCENTURE GLOBAL SERVICES LIMITED	20/07/2007	MUMBAI
10	260733	1262/MUMNP/2009	04/12/2007	06/12/2006	NEW COMPOUND FOR TREATING BACTERIAL DISEASES	JANSSEN PHARMACEUTICA N. V.	02/10/2009	MUMBAI
11	260735	2202/MUMNP/2007	16/06/2006	16/06/2005	AN APARATUS AND METHOD FOR PROCESSING QUICK PAGE MESSAGE IN A WIRELESS COMMUNICATION SYSTEM	QUALCOMM INCORPORATED	01/02/2008	MUMBAI
12	260740	1263/MUMNP/2009	04/12/2007	06/12/2006	NEW COMPOUND FOR TREATING BACTERIAL DISEASES	JANSSEN PHARMACEUTICA N. V.	04/09/2009	MUMBAI

13	260749	282/MUMNP/2009	06/07/2007	10/07/2006	A SYNERGISTIC COMPOSITION COMPRISING FILTERABILITY ADDITIVE IN HYDROCARBON DISTILLATES	TOTAL RAFFINAGE MARKETING	22/05/2009	MUMBAI
14	260754	1241/MUMNP/2009	04/12/2007	06/12/2006	NEW COMPOUND FOR TREATING BACTERIAL DISEASES	JANSSEN PHARMACEUTICA N.V.	17/07/2009	MUMBAI
15	260764	859/MUM/2008	16/04/2008	19/05/2007	SINGLE MOTOR DRIVE DRAWING SYSTEM	OERLIKON TEXTILE GMBH & CO. KG.	19/06/2009	MUMBAI
16	260765	396/MUMNP/2007	10/08/2005	20/08/2004	INTERFERENCE CANCELLATION SYSTEM	ADAPTIVE SPECTRUM AND SIGNAL ALIGNMENT INCORPORATED	20/07/2007	MUMBAI
17	260774	971/MUMNP/2008	30/11/2006	30/11/2005	DATA STATE TRANSITION DURING HANDOFF	QUALCOMM INCORPORATED	05/09/2008	MUMBAI
18	260776	1992/MUMNP/2008	23/03/2007	24/03/2006	SYSTEMS AND METHODS FOR MANAGING RESOURCES DURING HANDOFF ACROSS COMMUNICATION SYSTEMS HAVING DIFFERENT GRADES OF QUALITY OF SERVICE AWARENESS	QUALCOMM INCORPORATED	24/10/2008	MUMBAI
19	260779	1618/MUMNP/2006	18/07/2005	22/07/2004	A METHOD OF FORMING A PAPERMAKERS FABRIC AND PAPERMAKERS FABRIC THEREOF	ALBANY INTERNATIONAL CORP.	01/06/2007	MUMBAI
20	260790	2019/MUM/2006	11/12/2006		A PRINTABLE AND PRINT PROTECTABLE COLD FORMING MULTI-LAYER LAMINATES	BILCARE LIMITED	25/07/2008	MUMBAI
21	260794	1204/MUMNP/2008	17/11/2006	17/11/2005	PSEUDO-DUAL PORT MEMORY HAVING A CLOCK FOR EACH PORT	QUALCOMM INCORPORATED	12/09/2008	MUMBAI
22	260806	1193/MUMNP/2008	14/11/2006	15/11/2005	VIBRATION-TYPE MEASURING TRANSDUCER	ENDRESS+HAUSER FLOWTEC AG	11/07/2008	MUMBAI
23	260810	4/MUM/2007	02/01/2007		A PROCESS TO MANUFACTURE N-METHYL-2-PYRROLIDONE (=1-METHYL-2-PYRROLIDONE,NMP)	BALAJI AMINES LIMITED	26/09/2008	MUMBAI
24	260811	1645/MUMNP/2006	26/05/2005	28/05/2004	SYSTEM AND METHOD FOR INTELLIGENT DYNAMIC MESSAGE ADDRESSING	SYBASE 365, INC.	18/05/2007	MUMBAI
25	260817	654/MUM/2008	26/03/2008		METHOD OF TESTING TYRE STRENGTH	TATA MOTORS LIMITED	16/05/2008	MUMBAI
26	260820	724/MUMNP/2011	06/11/2009	17/11/2008	CHROMENONE DERIVATIVES AS TRPV3 ANTAGONISTS	GLENMARK PHARMACEUTICALS S.A.	10/02/2012	MUMBAI

Publication Under Section 43(2) in Respect of the Grant

Following Patents have been granted and any person interested in opposing these patents under Section 25(2) may at any time within one year from the date of this issue, give notice to the Controller of Patents at the appropriate office, on the prescribed form-7 along with written statement and evidence, if any.

Serial Number	Patent Number	Application Number	Date of Application	Date of Priority	Title of Invention	Name of Patentee	Date of Publication of Abstract u/s 11(A)	Appropriate Office
1	260663	5014/CHENP/2008	20/11/2006	31/05/2006	A METHOD FOR RENDERING MULTIMEDIA CONTENT	SONY ERICSSON MOBILE COMMUNICATIONS AB	20/03/2009	CHENNAI
2	260678	849/CHENP/2007	30/08/2005	31/08/2004	VOLTAGE SOURCE CONVERTER	ABB TECHNOLOGY LTD.	24/08/2007	CHENNAI
3	260679	882/CHENP/2007	01/08/2005	30/08/2004	AN ULTRASONIC DIAGNOSTIC IMAGING SYSTEM	KONINKLIJKE PHILIPS ELECTRONICS N.V.	24/08/2007	CHENNAI
4	260680	5276/CHENP/2008	07/06/2007	07/06/2006	A METHOD FOR COMMUNICATING INFORMATION TO AN ACCESS TERMINAL	QUALCOMM INCORPORATED	20/03/2009	CHENNAI
5	260682	2277/CHENP/2007	26/10/2005	26/10/2004	ANTI-GLYPICAN 3 ANTIBODY COMPOSITION HAVING MODIFIED SUGAR CHAIN	CHUGAI SEIYAKU KABUSHIKI KAISHA	07/09/2007	CHENNAI
6	260683	1330/CHENP/2008	01/12/2005	18/08/2005	COMPOSITIONS OF TRNA AND USES THEREOF	AMBRX, INC	28/11/2008	CHENNAI
7	260687	86/CHENP/2009	05/07/2007	06/07/2006	METHOD FOR PRODUCING OPTICALLY ACTIVE 3-AMINOCARBOXYLIC ACID ESTERS	BASF SE	29/05/2009	CHENNAI
8	260689	4580/CHENP/2007	12/04/2006	15/04/2005	SOLUBILITY OF CELLULOSE IN IONIC LIQUIDS WITH ADDITION OF AMINE BASE	BASF AKTIENGESELLSCHAFT	11/01/2008	CHENNAI
9	260690	2517/CHENP/2007	05/11/2005	10/12/2004	MULTIPARTICULATE FORM OF ADMINISTRATION, COMPRISING NUCLEIC ACID-CONTAINING MUCOADHESIVE ACTIVE INGREDIENTS, AND METHOD FOR PRODUCING THE SAID FORM OF ADMINISTRATION	EVONIK ROHM GMBH	07/09/2007	CHENNAI

10	260691	2046/CHENP/2008	26/10/2006	26/10/2005	MOULDING METHOD AND APPARATUS	LOMOLD CORPORATION N.V	27/02/2009	CHENNAI
11	260692	1813/CHENP/2007	20/10/2005	29/10/2004	APPARATUS AND METHOD FOR CONTROLLING THE ELECTRIC POWER FLOW IN AN AC TRANSMISSION SYSTEM	ABB RESEARCH LTD	31/08/2007	CHENNAI
12	260700	1749/CHE/2006	25/09/2006		METHOD FOR CHANNEL SCANNING AND SORTING BASED ON GENRE, START AND END TIME OF CURRENTLY BROADCASTED PROGRAMS IN ESG DATA	SAMSUNG INDIA SOFTWARE OPERATIONS PRIVATE LIMITED	28/11/2008	CHENNAI
13	260701	2461/CHE/2006	29/12/2006		METHOD FOR HANDLING INTERRUPTS FOR AVOIDING CONTEXT SWITCHOVER IN A NON-PRIVILEGE MODE USING A MICROPROCESSOR IN NON PRIVILEGE MODE	SAMSUNG INDIA SOFTWARE OPERATIONS PRIVATE LIMITED	28/11/2008	CHENNAI
14	260718	1820/CHENP/2007	30/09/2005	30/09/2004	DEVICE WITH SEVERAL ROLLERS	KARK AG	31/08/2007	CHENNAI
15	260736	172/CHENP/2007	15/07/2005	16/07/2004	COMPACT HANDSET COMMUNICATION AND PROCESSING DEVICE AND METHODS	KHYBER TECHNOLOGIES CORPORATION	24/08/2007	CHENNAI
16	260741	4575/CHENP/2007	07/04/2006	15/04/2005	SOLUTIONS OF CELLULOSE IN IONIC LIQUIDS	BASF AKTIENGESELLSCHAFT	28/03/2008	CHENNAI
17	260753	1179/CHENP/2007	18/07/2005	22/09/2004	METHOD OF OPERATING A INTERFEROMETRIC SYSTEM WITH ONE OR MULTIPLE MIRRORED ZONE	ROBERT BOSCH GMBH	31/08/2007	CHENNAI
18	260759	4028/CHENP/2008	01/02/2007	01/02/2006	SHAPED COMPOSITES AND METHOD OF MAKING THEREOF	SAINT-GOBAIN PERFORMANCE PLASTICS CORPORATION	13/03/2009	CHENNAI
19	260771	1962/CHENP/2008	11/10/2006	21/10/2005	A METHOD FOR INKJET PRINTING AND SET OF CURABLE LIQUIDS	AGFA GRAPHICS N.V.	06/02/2009	CHENNAI
20	260791	1350/CHE/2005	22/09/2005	23/09/2004	SPINDLE WITH SHIELDING ELEMENT	MASCHINENFABRIK RIETER AG	05/10/2007	CHENNAI
21	260793	7192/CHENP/2008	27/06/2007	29/06/2006	PROCESS FOR PREPARING CYCLIC KETONES	BASF SE	27/03/2009	CHENNAI

22	260797	3615/CHENP/2007	14/02/2006	18/02/2005	PACKAGING CONTAINER	TOYO SEIKAN KAISHA, LTD.	16/11/2007	CHENNAI
23	260798	3073/CHE/2007	20/12/2007 16:05:12		AN IMPROVED CARTRIDGE FOR AN AIR PROCESSING UNIT FOR AIR BRAKE SYSTEM OF A MOTOR VEHICLE	WABCO-TVS (INDIA), LIMITED	11/09/2009	CHENNAI
24	260804	5953/CHENP/2008	26/04/2007	04/05/2006	GAS PRESSURE CONTAINER FOR GAS-POWERED MOTOR VEHICLES	BASF SE,ROBERT BOSCH GMBH	27/03/2009	CHENNAI
25	260808	1106/CHENP/2007	22/09/2005	23/09/2004	SEAT REPOSITIONING DEVICE WITH RELEASE ON CONTROL HANDLE	CROWN EQUIPMENT CORPORATION	17/08/2007	CHENNAI
26	260809	1205/CHENP/2007	23/08/2005	23/08/2004	A SPRAY NOZZLE ASSEMBLY	SPRAYING SYSTEMS CO	31/08/2007	CHENNAI
27	260815	3714/CHENP/2006	02/05/2005	05/05/2004	METHOD FOR SIMPLE USER DRIVEN ONE TOUCH CALIBRATION OF SCANNER	VISIONEER, INC	15/06/2007	CHENNAI
28	260816	5351/CHENP/2008	09/03/2007	21/03/2006	A METHOD FOR SIMULTANEOUSLY VISUALIZING AND COMPARING IMAGES OR VOLUMES OF PHYSICAL QUANTITIES	ENI S.P.A.	20/03/2009	CHENNAI

Publication Under Section 43(2) in Respect of the Grant

Following Patents have been granted and any person interested in opposing these patents under Section 25(2) may at any time within one year from the date of this issue, give notice to the Controller of Patents at the appropriate office, on the prescribed form-7 along with written statement and evidence, if any.

Serial Number	Patent Number	Application Number	Date of Application	Date of Priority	Title of Invention	Name of Patentee	Date of Publication of Abstract u/s 11(A)	Appropriate Office
1	260659	1047/KOL/2007	27/07/2007		A PROTECTIVE DEVICE FOR ULTRASONIC TESTING PROBE AND A METHOD THEREOF	BHARAT HEAVY ELECTRICALS LIMITED	03/04/2009	KOLKATA
2	260661	3530/KOLNP/2006	16/05/2005	18/05/2004	CONTROL SYSTEM AND METHOD FOR CONTROLLING ELECTRONICALLY CONTROLLED VEHICLE DYNAMICS CONTROL SYSTEMS AND RIDE CONTROL SYSTEMS	HALDEX BRAKE PRODUCTS LTD.	15/06/2007	KOLKATA
3	260666	1636/KOLNP/2008	27/10/2006	10/11/2005	METHOD FOR HAVING LASER LIGHT SOURCE IN STANDBY STATUS	NIKON CORPORATION	26/12/2008	KOLKATA
4	260668	3222/KOLNP/2006	28/04/2005	30/04/2004	AN ELECTROCHEMICAL STORAGE DEVICE AND METHOD OF MANUFACTURING THE SAME	A123 SYSTEMS, INC.	08/06/2007	KOLKATA
5	260684	47/KOLNP/2008	07/07/2006	08/07/2005	METHOD OF BULK TRANSPORT AND STORAGE OF GAS IN A LIQUID MEDIUM	SEAONE MARITIME CORP.	08/08/2008	KOLKATA
6	260710	3357/KOLNP/2009	25/03/2008	28/03/2007	PROCESS FOR MANUFACTURING MODIFIED CONJUGATED DIENE POLYMER	ASAHI KASEI CHEMICALS CORPORATION	27/11/2009	KOLKATA
7	260712	112/CAL/2000	24/02/2000		A PROCESS TO MANUFACTURE WELDABLE QUALITY STRUCTURAL STEEL FOR JOIST, CHANNEL, ANGLE AND SKELP	STEEL AUTHORITY OF INDIA LIMITED	15/11/2013	KOLKATA
8	260721	164/KOL/2008	29/01/2008	01/02/2007	GRIPPER FOR A TUFTING MACHINE	GROZ-BECKERT KG	17/04/2009	KOLKATA
9	260748	1/KOL/2009	01/01/2009	11/01/2008	PROCESS FOR MAKING MICROPOROUS LAYER ASSEMBLY	GM GLOBAL TECHNOLOGY OPERATIONS, INC.	17/07/2009	KOLKATA
10	260752	1797/KOLNP/2005	01/04/2004	29/05/2003	METHOD AND APPARATUS TO FACILITATE SECURITY-ENABLED CONTENT CACHING	ORACLE INTERNATIONAL CORPORATION	29/09/2006	KOLKATA

11	260767	1941/KOLNP/2008	29/11/2006	30/11/2005	STRUCTURE FOR THE FILTRATION OF A GAS BASED ON SILICON CARBIDE WITH A CONTROLLED WALL SURFACE POROSITY	SAINT-GOBAIN CENTRE DE RECHERCHES ET D'ETUDES EUROPEEN	09/01/2009	KOLKATA
12	260769	2475/KOLNP/2008	07/12/2006	27/12/2005	RUBBER COMPOSITION FOR SIDEWALL OF A TIRE AND PROCESS FOR PRODUCING THE SAME	SUMITOMO RUBBER INDUSTRIES, LTD.	23/01/2009	KOLKATA
13	260770	2743/KOLNP/2006	10/03/2005	11/03/2004	A THERMALLY CURABLE, AQUEOUS BINDER COMPOSITION FOR FIBERS	KNAUF INSULATION GMBH,	01/06/2007	KOLKATA
14	260773	1610/KOLNP/2006	19/11/2004	19/11/2003	QUINAZOLINONE COMPOUNDS WITH REDUCED BIOACCUMULATION	NOVARTIS VACCINES AND DIAGNOSTICS INC.,GLAXOSMITHKLINE	11/05/2007	KOLKATA
15	260783	2672/KOLNP/2006	16/02/2005	20/02/2004	GAMES BATS	SEAR RONALD FREDERICK	01/06/2007	KOLKATA
16	260784	72/KOL/2008	09/01/2008	30/01/2007	AN ENGINE CONTROL SYSTEM TO ADAPTIVELY ADJUST THE SPARK TIMING VALUES TO ACHIEVE MEAN BEST TORQUE (MBT) FOR CONVENTIONAL POWER TRAINS AND A METHOD FOR THE SAME	GM GLOBAL TECHNOLOGY OPERATIONS, INC.	17/04/2009	KOLKATA
17	260785	457/KOL/2003	28/08/2003	13/09/2002	APPARATUS AT A DRAW FRAME HAVING A DRAWING MECHANISM FOR DOUBLING AND DRAFTING OF FIBRE SLIVERS, HAVING AN ADJUSTING DEVICE	TRUTZSCHLER GMBH & CO. KG.	15/07/2005	KOLKATA
18	260792	118/KOLNP/2008	05/09/2006	15/09/2005	ALPHA-DECALONE COMPOUNDS AND PERFUMING COMPOSITION COMPRISING IT	FIRMENICH SA	05/12/2008	KOLKATA
19	260795	1719/KOLNP/2008	22/11/2006	24/11/2005	ISOQUINOLINE ET BENZO(H)ISOQUINOLINE DERIVATIVES, PREPARATION AND THERAPEUTIC USE THEREOF AS ANTAGONISTS OF HISTAMINE H3 RECEPTOR	SANOFI-AVENTIS	26/12/2008	KOLKATA
20	260796	1851/KOLNP/2008	11/11/2005	11/11/2005	PRODUCT FOR THE TREATMENT OF WASTEWATERS AND SWEAGE	T.T.B.S. LLC	09/01/2009	KOLKATA

21	260799	1462/KOLNP/2008	16/10/2006	14/10/2005	INDOLE DERIVATIVES AS HISTAMINE 3 RECEPTOR INHIBITORS FOR THE TREATMENT OF COGNITIVE AND SLEEP DISORDERS, OBESITY AND OTHER CNS DISORDERS	ATHERSYS, INC.	02/01/2009	KOLKATA
22	260803	2802/KOLNP/2008	31/05/2007	01/06/2006	PROCESS FOR PREPARING SUBSTITUTED BIPHENYLS	BASF SE	30/01/2009	KOLKATA
23	260814	448/KOL/2008	05/03/2008	03/05/2007	METHOD AND APPARATUS TO DETERMINE ROTATIONAL POSITION OF AN INTERNAL COMBUSTION ENGINE	GM GLOBAL TECHNOLOGY OPERATIONS, INC.	14/11/2008	KOLKATA

CONTINUED TO PART- 2

CONTINUED FROM PART- 1

INTRODUCTION

In view of the recent amendment made in the Designs (Amendment) Rules, 2008 with effect from 17/06/2008, Publication of the matter relating to Designs is being published in the Official Journal of The Patent Office. This Journal is being published on weekly basis on every Friday covering the various proceedings on Designs as required according to the provisions of under Rule 22, 25, 27 and 39 of the Design (Amendment) Rules, 2008. All the enquiries on this Official Journal and other information as required by the public should be addressed to the Controller General of Patents, Designs & Trade Marks. Suggestions and comments are requested from all quarters so that the content can be enriched.

COPYRIGHT PUBLICATION

SL NO	Registered Design No.s	RENEWED ON
1.	191080	09.05.2014
2.	191079	09.05.2014
3.	191078	09.05.2014
4.	191077	09.05.2014
5.	191076	09.05.2014
6.	191075	09.05.2014
7.	188936	03.04.2014
8.	194300	16.04.2014
9.	194526	16.04.2014
10.	194809	20.03.2014
11.	196270	16.04.2014
12.	213891	05.05.2014
13.	194882	28.04.2014
14.	196695	28.04.2014
15.	197047	28.04.2014

CANCELLATION PROCEEDINGS
under Section 19 of the Designs Act, 2000

"The Asstt. Controller of Patents & Designs passed an order on 19/5/2014 to dismiss the petition filed by Mr. Subhash Arora, Proprietor M/s. Real Line Home Appliances, G-2, DSIDC Complex, Rohtak Road, Nangloi, Delhi on 30/1/2012 for cancellation of registration of registered Design No. 235010 dated 7/3/2011 under class 07-01 titled as 'Water Jug' in the name of Rohit Bhatia, trading as M/s. Bhatia Enterprises, whose address is F-6, Sector-II, DSIDC, Bawana, Delhi – 110039, an Indian national of the above address ."

THE DESIGNS ACT 2000
SECTION 30
DESIGN ASSIGNMENT

The Design stands in the name of ACHAL ANIL BAKERI registered under the Designs Act, 2000 has been assigned in the Register of Designs in the name as follows:-

Design No.	Class	Name
194305, 220948, 221068, 221084, 213308, 213309, 213298, 227069, 227070, 224212, 199757, 198637, 198241, 207648, 207860, 235189, 235190	23-04 199757 (23-03) 207860(12-13)	SYMPHONY LTD. (A COMPANY REGISTERED UNDER THE COMPANIES ACT, 1956), 'SAUMYA', BAKERI CIRCLE, NAVRANGPURA, AHMEDABAD-380 014, GUJARAT, INDIA

REGISTRATION OF DESIGNS

The following designs have been registered. They are now open for public inspection. In the following each entry the Date of Registration is shown. The Priority Number, Priority Date and Priority Country are also shown

DESIGN NUMBER	256655
CLASS	15-02
1)GOODWIN INTERNATIONAL LIMITED, OF IVY HOUSE FOUNDRY, HANLEY STOKE-ON-TRENT, ST1 3NR, UNITED KINGDOM; NATIONALITY: UNITED KINGDOM	
DATE OF REGISTRATION	20/09/2013
TITLE	PUMP

PRIORITY

PRIORITY NUMBER	DATE	COUNTRY
EP001379309-003	26/07/2013	EUROPEAN UNION

DESIGN NUMBER	256788
CLASS	14-01
1)AUDIOPROF NAAMLOZE VENNOOTSCHAP, OF INDUSTRIEPARK ZONE 4, BRECHTSEBAAN 8, 2900 SCHOTEN, BELGIUM, A BELGIUN COMPANY	
DATE OF REGISTRATION	25/09/2013
TITLE	LOUDSPEAKER

PRIORITY

PRIORITY NUMBER	DATE	COUNTRY
002233940	08/05/2013	EUROPEAN UNION

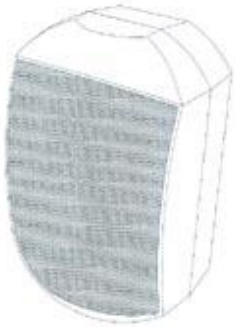

DESIGN NUMBER	257192
CLASS	07-02
1)1) MR. JAGDISH BOHRA 2) MRS. KANTA JAGDISH BOHRA 3) MR. SUDHIR JAGDISH BOHRA 4) MRS. SHWETA SUDHIR BOHRA AND 5) MRS. SUNIL JAGDISH BOHRA, PARTNERS-INDIAN NATIONAL, TRADING AS MULTI COLOUR PACKS, A REGISTERED PARTNERSHIP FIRM IN INDIA, HAVING ITS REGISTERED OFFICE AT PLOT NO. 257/8, MAHESHWARI WADI, NEAR FIRE STATION, SOMNATH ROAD, DAMAN (U.T.) 396210, INDIA, OF ABOVE ADDRESS	
DATE OF REGISTRATION	04/10/2013
TITLE	CASSEROLE
PRIORITY NA	

DESIGN NUMBER	252766
CLASS	08-09
1)PACOLINE INDUSTRIES PVT. LTD., A COMPANY INCORPORATED UNDER THE INDIAN COMPANIES ACT, AT 21/1, HADAPSAR INDUSTRIAL ESTATE, HADAPSAR, PUNE-411013, MAHARASHTRA, INDIA	
DATE OF REGISTRATION	02/04/2013
TITLE	HATRACK BRACKET IN LUGGAGE RACK USED IN VEHICLES
PRIORITY NA	

DESIGN NUMBER	255415
CLASS	09-01
1)DON & SCHOLAR SPIRITS LIMITED A COMPANY ESTABLISHED AS PER THE LAWS OF SCOTLAND WHOSE ADDRESS IS AT BLUE SQUARE HOUSE, 272 BATH STREET GLASGOW, SCOTLAND, G 4JR, SCOTLAND	
DATE OF REGISTRATION	26/07/2013
TITLE	BOTTLE
PRIORITY NA	

DESIGN NUMBER	253988
CLASS	26-02
1)SPEEDEX BATTERIES, A INDIAN COMPANY OF 4810, GALI MITRA, ROSHANARA ROAD, DELHI-110007, INDIA	
DATE OF REGISTRATION	20/05/2013
TITLE	TORCH
PRIORITY NA	

DESIGN NUMBER	255413	
CLASS	09-01	
1)DON & SCHOLAR SPIRITS LIMITED A COMPANY ESTABLISHED AS PER THE LAWS OF SCOTLAND WHOSE ADDRESS IS AT BLUE SQUARE HOUSE, 272 BATH STREET GLASGOW, SCOTLAND, G 4JR, SCOTLAND		
DATE OF REGISTRATION	26/07/2013	
TITLE	BOTTLE	
PRIORITY NA		

DESIGN NUMBER	255219	
CLASS	13-01	
1)SANJIV KUMAR GUPTA, WHOSE ADDRESS IS B-83, APIE, BALANAGAR, PO-SANATHNAGAR, HYDERABAD-500018, INDIA, AND WHOSE NATIONALITY IS INDIA		
DATE OF REGISTRATION	15/07/2013	
TITLE	BACK COVER FOR MOTOR	
PRIORITY NA		

DESIGN NUMBER	256201	
CLASS	15-99	
1)M/S JOGINDER ELECTRIC WORKS, DHULKOT ROAD, P.O. AHMEDGARH-148021, DISTT. SANGRUR (PUNJAB) INDIA AN INDIAN PROPRIETORSHIP FIRM WHOSE PROPRIETOR IS:- HARJIT SINGH BEING INDIAN NATIONALS OF THE ABOVE ADDRESS		
DATE OF REGISTRATION	04/09/2013	
TITLE	BASE PLATE FOR WOOD ENGRAVING MACHINE	
PRIORITY NA		

DESIGN NUMBER	237572
CLASS	13-03
1)GENERAL CABLE TECHNOLOGIES CORPORATION 4 TESSENEER DRIVE, HIGHLAND HEIGHTS, KENTUCKY 41076, UINTED STATES OF AMERICA	
DATE OF REGISTRATION	27/06/2011
TITLE	ELECTRICAL CONNECTOR
PRIORITY	

PRIORITY NUMBER	DATE	COUNTRY
29/382, 230	30/12/2010	U.S.A.

DESIGN NUMBER	258694
CLASS	09-01
1)HAUSER LIFE STYLE PRODUCTS, AN INDIAN PARTNERSHIP FIRM OF 63, B/C, GOVT. INDUSTRIAL ESTATE, CHARKOP, KANDIVALI (W), MUMBAI-400067. [MAHARASHTRA] INDIA; WHOSE PARTNERS ARE MOHIT KHUBILAL RATHOD, SUMIT VIMALCHAND RATHOD, ARVIND VIMALCHAND SHAH AND SMT. JYOTI SUNIT SINGHI ALL INDIANS OF THE ABOVE ADDRESS	
DATE OF REGISTRATION	11/12/2013
TITLE	BOTTLE
PRIORITY NA	

DESIGN NUMBER	257371
CLASS	04-01
1)SAMEER BHAUSAHEB SHINDE AN INDIAN NATIONAL WHOSE ADDRESS IS KUSUM NIVAS, SURVEY NO. 56/2/1, LANE NO. 1, KAWADE NAGAR, OPPOSITE TO MAYUR NAGRI PHASE-I, PIMPLE GURAV, PUNE 411027 MAHARASHTRA, INDIA	
DATE OF REGISTRATION	09/10/2013
TITLE	MITTEN SCRUBBING GLOVES (SET)
PRIORITY NA	

DESIGN NUMBER	257467	
CLASS	08-06	
1)DILIPBHAI BACHUBHAI HIRPARA (INDIAN NATIONALS) AND SOLE PROPRIETOR OF JANKI DIE-CAST (INDIAN PROPRIETORSHIP CONCERN) HAVING PLACE OF BUSINESS AT- PLOT NO. 834, AJI INDUSTRIAL AREA, NR; SITARAM WAY BRIDGE, OPP: MUNICIPAL WORKSHOP, BHAVNAGAR ROAD, RAJKOT-GUJARAT (INDIA)		
DATE OF REGISTRATION	14/10/2013	
TITLE	HANDLE	
PRIORITY NA		
DESIGN NUMBER	245294	
CLASS	11-01	
1)DE BEERS CENTENARY AG OF ALPENSTRASSE 5, 6000 LUZERN 6, SWITZERLAND, A COMPANY INCORPORATED UNDER SWITZERLAND LAWS		
DATE OF REGISTRATION	14/05/2012	
TITLE	PENDANT	
PRIORITY NA		
DESIGN NUMBER	257566	
CLASS	15-03	
1)M/S LABHSONS IMPEX, BACHITTAR NAGAR, LANE NO.-8, GILL ROAD, LABHSONS STREET, NEAR G.N.E. COLLEGE, LUDHIANA-141 006 (PUNJAB) INDIA AN INDIAN PROPRIETORSHIP FIRM WHOSE PROPRIETOR IS:- RANJIT SINGH BEING INDIAN NATIONALS OF THE ABOVE ADDRESS		
DATE OF REGISTRATION	18/10/2013	
TITLE	CLAMP FOR AGRICULTURAL MACHINERY	
PRIORITY NA		

DESIGN NUMBER	257690
CLASS	08-06
1)HITESHBHAI VINODBHAI GHIYA (ADULT & INDIAN NATIONAL) SOLE PROPRIETOR OF HITESH TRADERS (INDIAN PROPRIETORSHIP CONCERN) HAVING PLACE OF BUSINESS AT : ''SHREE SWAMINARAYAN KRUPA'' 5, GOKUL NAGAR, B/H. PUNIT SOCIETY, KOTHARIYA MAIN ROAD, RAJKOT-GUJARAT-(INDIA)	
DATE OF REGISTRATION	24/10/2013
TITLE	HANDLE
PRIORITY NA	

DESIGN NUMBER	255106
CLASS	26-02
1)D. LIGHT DESIGN, INC., CLIFTON HOUSE, 75 FORT STREET, GRAND CAYMAN, CAYMAN ISLANDS, KY 1-1108 A COMPANY INCORPORATED IN CAYMAN ISLANDS	
DATE OF REGISTRATION	10/07/2013
TITLE	CASING FOR A PORTABLE SOLAR LANTERN

PRIORITY

PRIORITY NUMBER	DATE	COUNTRY
29/443,198	14/01/2013	U.S.A.

DESIGN NUMBER	258693
CLASS	09-01
1)HAUSER LIFE STYLE PRODUCTS, AN INDIAN PARTNERSHIP FIRM OF 63, B/C, GOVT. INDUSTRIAL ESTATE, CHARKOP, KANDIVALI (W), MUMBAI-400067. [MAHARASHTRA] INDIA; WHOSE PARTNERS ARE MOHIT KHUBILAL RATHOD, SUMIT VIMALCHAND RATHOD, ARVIND VIMALCHAND SHAH AND SMT. JYOTI SUNIT SINGHI ALL INDIANS OF THE ABOVE ADDRESS	
DATE OF REGISTRATION	11/12/2013
TITLE	BOTTLE
PRIORITY NA	

DESIGN NUMBER	256681	
CLASS	26-05	
1)KONINKLIJKE PHILIPS N.V., A COMPANY ORGANIZED AND EXISTING UNDER THE LAWS OF THE KINGDOM OF THE NETHERLANDS, RESIDING AT EINDHOVEN, WHOSE POST-OFFICE ADDRESS IS HIGH TECH CAMPUS 5, 5656 AE EINDHOVEN, THE NETHERLANDS		
DATE OF REGISTRATION	23/09/2013	
TITLE	CEILING LAMP	
PRIORITY		

PRIORITY NUMBER	DATE	COUNTRY
002231233-0002	02/05/2013	OHIM

DESIGN NUMBER	257688	
CLASS	08-06	
1)DIPAKBHAI BHIKHABHAI KHUNT (ADULT & INDIAN NATIONAL) SOLE PROPRIETOR OF OM SAI MANUFACTURE (INDIAN PROPRIETORSHIP CONCERN) HAVING PLACE OF BUSINESS AT- 6/A, PARSANA SOCIETY, 50, FEET ROAD, SHREENATHJI PAN, RAJKOT-360 002-GUJARAT-(INDIA)		
DATE OF REGISTRATION	24/10/2013	
TITLE	HANDLE	
PRIORITY NA		

DESIGN NUMBER	252905	
CLASS	13-03	
1)SKAVA ELECTRIC LIMITED., A LIMITED COMPANY, HAVING OFFICE AT NO: 92/2, 1ST FLOOR, 80' FEET ROAD, KATHRIGUPPE, BANASHANKARI 3RD STAGE, BANGALORE-560085, KARNATAKA, INDIA		
DATE OF REGISTRATION	04/04/2013	
TITLE	SWITCH PLATE	
PRIORITY NA		

DESIGN NUMBER	257774	
CLASS	08-06	
1)M/S SANGAM METAL PRODUCTS, A PROPRIETORSHIP FIRM WHOSE PROPRIETOR IS SHALENDR KUMAR S/O SH. RAMESH CHANDRA HAVING ITS OFFICE AT 9/137, GANDHI BARA, KANWARI GANJ, ALIGARH-202001 (U.P.) INDIA, INDIAN NATIONAL		
DATE OF REGISTRATION	25/10/2013	
TITLE	DOOR HANDLES	
PRIORITY NA		

DESIGN NUMBER	258874	
CLASS	28-02	
1)SH. SONAL JAIN (AN INDIAN NATIONAL) (PROPRIETOR) TRADING AS LITTLE PROFIT TRADING COMPANY, 2804, 2ND FLOOR, MAIN QUTAB ROAD, SADAR BAZAR, DELHI-110006		
DATE OF REGISTRATION	19/12/2013	
TITLE	LIPSTICK CASE	
PRIORITY NA		

DESIGN NUMBER	252768	
CLASS	08-09	
1)PACOLINE INDUSTRIES PVT. LTD., A COMPANY INCORPORATED UNDER THE INDIAN COMPANIES ACT, AT 21/1, HADAPSAR INDUSTRIAL ESTATE, HADAPSAR, PUNE-411013, MAHARASHTRA, INDIA		
DATE OF REGISTRATION	02/04/2013	
TITLE	HATRACK BRACKET IN LUGGAGE RACK USED IN VEHICLES	
PRIORITY NA		

DESIGN NUMBER	255009
CLASS	23-03

1)(1) HAIER GROUP CORPORATION, A COMPANY INCORPORATED UNDER THE LAWS OF CHINA, ADDRESS AT, HAIER INDUSTRIAL PARK, NO. 1 HAIER ROAD, HI-TECH ZONE, LAOSHAN, QINGDAO, SHANDONG 266101, CHINA., AND (2) QINGDAO ECONOMIC AND TECHNOLOGICAL DEVELOPMENT DISTRICT HAIER WATER HEATER CO., LTD., A COMPANY INCORPORATED UNDER THE LAWS OF CHINA, ADDRESS AT
HAIER INDUSTRIAL PARK, NO.1 HAIER ROAD, HI-TECH ZONE, LAOSHAN, QINGDAO, SHANDONG 266101, CHINA

DATE OF REGISTRATION	05/07/2013
TITLE	ELECTRIC WATER HEATER (P3)

PRIORITY

PRIORITY NUMBER	DATE	COUNTRY
201330193875.4	21/05/2013	CHINA



DESIGN NUMBER	255622
CLASS	14-03

1)NOKIA CORPORATION, A FINNISH CORPORATION, OF THE ADDRESS
KEILALAHDENTIE 4, ESPOO, FINLAND 02150

DATE OF REGISTRATION	02/08/2013
TITLE	MOBILE PHONE

PRIORITY

PRIORITY NUMBER	DATE	COUNTRY
29/444885	05/02/2013	U.S.A.

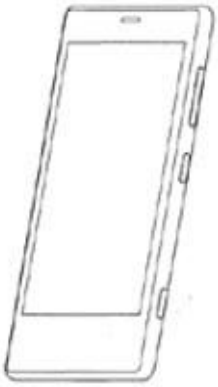

DESIGN NUMBER	257404
CLASS	12-16

1)VOLVO LASTVAGNAR AB, OF
SE 405 08 GÖTEBORG, SWEDEN

DATE OF REGISTRATION	10/10/2013
TITLE	FOOTSTEP FOR VEHICLE

PRIORITY

PRIORITY NUMBER	DATE	COUNTRY
2013/0155	11/04/2013	SWEDEN

DESIGN NUMBER	257681
CLASS	31-00
1)TTK PRESTIGE LIMITED, AN INDIAN COMPANY, INCORPORATED UNDER THE COMPANIES ACT 1956, HAVING ITS PRINCIPAL PLACE OF BUSINESS AT 11TH FLOOR, BRIGADE TOWERS, 135 BRIGADE ROAD, BANGALORE-560025, STATE OF KARNATAKA, INDIA	
DATE OF REGISTRATION	23/10/2013
TITLE	HOUSEHOLD GRINDING MACHINE
PRIORITY NA	

DESIGN NUMBER	252767
CLASS	08-09
1)PACOLINE INDUSTRIES PVT. LTD., A COMPANY INCORPORATED UNDER THE INDIAN COMPANIES ACT, AT 21/1, HADAPSAR INDUSTRIAL ESTATE, HADAPSAR, PUNE-411013, MAHARASHTRA, INDIA	
DATE OF REGISTRATION	02/04/2013
TITLE	HATRACK BRACKET IN LUGGAGE RACK USED IN VEHICLES
PRIORITY NA	

DESIGN NUMBER	257823
CLASS	09-02
1)ABHISHEK TRIPATHI, INDIA, AN INDIAN CITIZEN OF THE ADDRESS E 2217, RAJAJIPURAM, LUCKNOW-226017, UTTAR PRADESH, INDIA	
DATE OF REGISTRATION	28/10/2013
TITLE	WATER STORAGE TANK
PRIORITY NA	

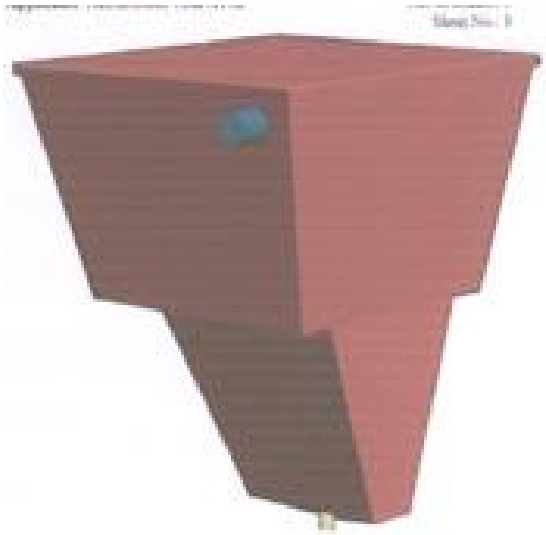

DESIGN NUMBER	249992	
CLASS	21-01	
1)GRAVITY BOARD GAMES APS, STÅRUPVEJ 15, ØSTRE HØJBY, 4573 HØJBY, DENMARK		
DATE OF REGISTRATION	07/12/2012	
TITLE	GAMEBOARD	
PRIORITY		

PRIORITY NUMBER	DATE	COUNTRY
002053991 - 0004	07/06/2012	OHIM

DESIGN NUMBER	254616	
CLASS	11-01	
1)MS SUMONA PAREKH, RESIDING AT 12, DOVER PARK, FLAT 4C, MARUTI SADAN BUILDING, KOLKKOLKATA-700019, INDIA, AN INDIAN NATIONAL		
DATE OF REGISTRATION	20/06/2013	
TITLE	JEWELLERY SET	
PRIORITY NA		

DESIGN NUMBER	257472	
CLASS	09-02	
1)MYSTICAL TECHNOPLAST PVT. LTD. OF PLOT NO- A.2, ROAD NO-2, WAGLE-IND ESTATE, THANE (WEST), MAHARASHTRA, INDIA, INDIAN COMPANY		
DATE OF REGISTRATION	14/10/2013	
TITLE	CAN	
PRIORITY NA		

DESIGN NUMBER	252273	
CLASS	06-99	
1)MR. MANU MEHRA, AN INDIAN NATIONAL AND RESIDENT OF G-15, JANGPURA EXTN., NEW DELHI-110014		
DATE OF REGISTRATION	13/03/2013	
TITLE	STAND AND LIGHTS ASSEMBLY TO BE USED FOR MOUNTING AND DISPLAYING ANY CHAFING DISH	
PRIORITY NA		

DESIGN NUMBER	258153	
CLASS	02-02	
1)TAHILIANI DESIGN PRIVATE LIMITED, WHICH IS OF THE ADDRESS 708, PACE CITY-2, SECTOR-37, PART-II, GURGAON (HARYANA), A COMPANY INCORPORATED UNDER THE LAWS OF INDIA		
DATE OF REGISTRATION	14/11/2013	
TITLE	GARMENT	
PRIORITY NA		

DESIGN NUMBER	244067	
CLASS	99-01	
1)ETHICON ENDO-SURGERY, INC. 4545 CREEK ROAD, CINCINNATI, OH 45242, USA		
DATE OF REGISTRATION	22/03/2012	
TITLE	NEW CIRCULAR STAPLER	
PRIORITY		

PRIORITY NUMBER	DATE	COUNTRY
29/398467	23/09/2011	U.S.A.

DESIGN NUMBER	258447	
CLASS	12-11	
1)MR. PARAMJEET SINGH NARANG INDIAN NATIONAL, CARRYING ON BUSINESS ADDRESS AT 745, BUDHWAR PETH, PHADKE HAUD CHOWK, PUNE-411002, MAHARASHTRA, INDIA		
DATE OF REGISTRATION	28/11/2013	
TITLE	CYCLE	
PRIORITY NA		
DESIGN NUMBER	256163	
CLASS	09-03	
1)AXIS IMPEX, A REGISTERED PARTNERSHIP FIRM AT, SHOP NO. 4, 83-85, DADY SHETH AGIARY LANE, MUMBAI-400002, MAHARASHTRA, INDIA. WHOSE PARTNERS ARE: 1. VELJI MONSHI SHAH 2. KANTI MONSHI SHAH 3. HITEN HANSRAJ SHAH & JITENDRA REGHAVJI GADA, ALL INDIAN NATIONALS AT SHOP NO. 4, 83-85, DADY SHETH AGIARY LANE, MUMBAI-400002, MAHARASHTRA, INDIA		
DATE OF REGISTRATION	02/09/2013	
TITLE	CASSEROLE	
PRIORITY NA		
DESIGN NUMBER	257475	
CLASS	07-02	
1)VINOD AGGARWAL (AN INDIAN NATIONAL), ''A'' BUNGLOW, OPP. HANS RAJ COLLEGE, MALKA GANJ, DELHI-110007, (INDIA)		
DATE OF REGISTRATION	14/10/2013	
TITLE	BURNER FOR COOKING STOVE	
PRIORITY NA		

DESIGN NUMBER	257532
CLASS	07-02
1)DHEERAJ BHANDARI, PROPRIETOR-INDIAN NATIONAL, TRADING AS RAI INDUSTRIES, HAVING ITS OFFICE AT 1102, B-WING, TULSI TOWER, M.G. ROAD, GOREGAON (WEST), MUMBAI-400104, STATE OF MAHARASHTRA, INDIA, OF ABOVE ADDRESS	
DATE OF REGISTRATION	15/10/2013
TITLE	CASSEROLE
PRIORITY NA	

DESIGN NUMBER	249118
CLASS	09-99
1)TOPLAND ENGINES PVT. LTD. (A COMPANY INCORPORATED UNDER THE COMPANIES ACT, 1956) HAVING ITS REGISTERED OFFICE AT 2, UMAKANT PANDIT, UDYOGNAGAR, MAVDI PLOT, RAJKOT-360004 (GUJARAT), INDIA, INDIAN COMPANY	
DATE OF REGISTRATION	31/10/2012
TITLE	SAFETY SKID
PRIORITY NA	



DESIGN NUMBER	255862
CLASS	15-04
1)JOSEPH VÖGELE AG, OF JOSEPH-VÖGELE-STRAßE 1, 67067 LUDWIGSHAFEN/RHEIN, GERMANY; NATIONALITY: GERMAN	
DATE OF REGISTRATION	16/08/2013
TITLE	ROAD PAVING MACHINE

PRIORITY

PRIORITY NUMBER	DATE	COUNTRY
001369649	12/04/2013	OHIM

DESIGN NUMBER	256686	
CLASS	12-16	
1)INNOVA RUBBERS PRIVATE LIMITED, A COMPANY INCORPORATED UNDER THE INDIAN COMPANIES ACT, AT A-26 & 27, MIDC, AMBAD, NASHIK-420 010, MAHARASHTRA, INDIA		
DATE OF REGISTRATION	23/09/2013	
TITLE	INSULATOR ENGINE MOUNT FOR SPORT UTILITY VEHICLE	
PRIORITY NA		

DESIGN NUMBER	256202	
CLASS	15-99	
1)M/S JOGINDER ELECTRIC WORKS, DHULKOT ROAD, P.O. AHMEDGARH-148021, DISTT. SANGRUR (PUNJAB) INDIA AN INDIAN PROPRIETORSHIP FIRM WHOSE PROPRIETOR IS:- HARJIT SINGH BEING INDIAN NATIONALS OF THE ABOVE ADDRESS		
DATE OF REGISTRATION	04/09/2013	
TITLE	BODY FOR WOOD ENGRAVING MACHINE	
PRIORITY NA		

DESIGN NUMBER	257339	
CLASS	08-09	
1)DORMA INDIA PRIVATE LIMITED, COMPANY INCORPORATED UNDER THE COMPANIES ACT, 1956, HAVING ITS REGISTERED OFFICE AT NO. 14, PATTULOS ROAD, CHENNAI-600002, TAMIL NADU, INDIA		
DATE OF REGISTRATION	09/10/2013	
TITLE	STRUCTURAL METAL FITTING	
PRIORITY NA		

DESIGN NUMBER	258445	
CLASS	12-11	
1)MR. PARAMJEET SINGH NARANG INDIAN NATIONAL, CARRYING ON BUSINESS ADDRESS AT 745, BUDHWAR PETH, PHADKE HAUD CHOWK, PUNE-411002, MAHARASHTRA, INDIA		
DATE OF REGISTRATION	28/11/2013	
TITLE	CYCLE	
PRIORITY NA		
DESIGN NUMBER	258152	
CLASS	02-02	
1)TAHILIANI DESIGN PRIVATE LIMITED, WHICH IS OF THE ADDRESS 708, PACE CITY-2, SECTOR-37, PART-II, GURGAON (HARYANA), A COMPANY INCORPORATED UNDER THE LAWS OF INDIA		
DATE OF REGISTRATION	14/11/2013	
TITLE	GARMENT	
PRIORITY NA		
DESIGN NUMBER	254352	
CLASS	12-08	
1)RENAULT TRUCKS, A COMPANY ORGANIZED UNDER THE LAWS OF FRANCE, OF 99 ROUTE DE LYON, 69800 SAINT PRIEST, FRANCE		
DATE OF REGISTRATION	06/06/2013	
TITLE	TRUCK CABIN	
PRIORITY NA		

DESIGN NUMBER	253841	
CLASS	11-01	
1)MS SUMONA PAREKH, RESIDING AT 12, DOVER PARK, FLAT 4C, MARUTI SADAN BUILDING, KOLKKOLKATA-700019, INDIA, AN INDIAN NATIONAL		
DATE OF REGISTRATION	14/05/2013	
TITLE	JEWELLERY SET	
PRIORITY NA		

DESIGN NUMBER	255991	
CLASS	23-02	
1)HSIL LIMITED BAHADURGARH-12450, DT: JHAJJAR, HARYANA, INDIA, AN INDIAN COMPANY		
DATE OF REGISTRATION	23/08/2013	
TITLE	WASH BASIN	
PRIORITY NA		

DESIGN NUMBER	256066	
CLASS	23-03	
1)M/S MATRIX BOILERS PRIVATE LIMITED HAVING ADDRESS AT, S.F. NO. 17/110, KUMARMANGALAM INDUSTRIAL AREA, RASIPURAM ROAD, MATHUR-622 515, PUDUKKOTTAI DIST, INDIA.		
DATE OF REGISTRATION	27/08/2013	
TITLE	BOILER FOR STEAM GENERATION	
PRIORITY NA		

DESIGN NUMBER	257420
CLASS	12-16
1)VOLVO LASTVAGNAR AB, OF SE 405 08 GÖTEBORG, SWEDEN	
DATE OF REGISTRATION	10/10/2013
TITLE	FRONT PANEL FOR VEHICLE

PRIORITY

PRIORITY NUMBER	DATE	COUNTRY
2013/0174	11/04/2013	SWEDEN

DESIGN NUMBER	257507
CLASS	25-04
1)BHERULAL PUKHRAJ JAIN, INDIAN NATIONALITY, A SOLE PROPRIETOR OF M/S. PRIME ANODIZERS, HAVING PRINCIPAL PLACE OF BUSINESS AT BYREGOWDA INDUSTRIAL ESTATE, SRIGANDHADANAGAR, HEGGANAHALLI, VISHWANEEDAM POST, PEENYA 2ND STAGE, BANGALORE-560091, KARNATAKA STATE, INDIA	
DATE OF REGISTRATION	15/10/2013
TITLE	LADDER
PRIORITY NA	

DESIGN NUMBER	257876
CLASS	09-03
1)HAUSER LIFE STYLE PRODUCTS, AN INDIAN PARTNERSHIP FIRM OF 63, B/C, GOVT. INDUSTRIAL ESTATE, CHARKOP, KANDIVALI (W), MUMBAI-400067. [MAHARASHTRA] INDIA; WHOSE PARTNERS ARE MOHIT KHUBILAL RATHOD, SUMIT VIMALCHAND RATHOD, ARVIND VIMALCHAND SHAH AND SMT. JYOTI SUNIT SINGHI ALL INDIANS OF THE ABOVE ADDRESS	
DATE OF REGISTRATION	30/10/2013
TITLE	CONTAINER
PRIORITY NA	

DESIGN NUMBER	258162
CLASS	02-02
1)TAHILIANI DESIGN PRIVATE LIMITED, WHICH IS OF THE ADDRESS 708, PACE CITY-2, SECTOR-37, PART-II, GURGAON (HARYANA), A COMPANY INCORPORATED UNDER THE LAWS OF INDIA	
DATE OF REGISTRATION	14/11/2013
TITLE	GARMENT
PRIORITY NA	

DESIGN NUMBER	253952
CLASS	09-03
1)CRYSTAL CROP PROTECTION LIMITED, (A COMPANY INCORPORATED AND EXISTING UNDER THE INDIAN COMPANIES ACT, 1913) HAVING ITS PRINCIPLE PLACE OF BUSINESS AT GI-17, GT KARNAL ROAD, AZADPUR, DELHI-110033, INDIA	
DATE OF REGISTRATION	17/05/2013
TITLE	CONTAINER
PRIORITY NA	

DESIGN NUMBER	255492
CLASS	16-06
1)PATRICK C. HO, A US CITIZEN, HAVING ITS OFFICE AT 4, QUAIL RUN, HILTON, NY 14468, UNITED STATES OF AMERICA	
DATE OF REGISTRATION	29/07/2013
TITLE	EYEGLASS FRAME

PRIORITY

PRIORITY NUMBER	DATE	COUNTRY
29/454,800	14/05/2013	U.S.A.

DESIGN NUMBER	255197	
CLASS	27-99	
1)ALTRIA CLIENT SERVICES INC., A CORPORATION EXISTING UNDER THE LAWS OF THE STATE OF NEW YORK, USA., OF 6601 WEST BROAD STREET, RICHMOND, VIRGINIA 23230, USA		
DATE OF REGISTRATION	11/07/2013	
TITLE	A SMOKING ARTICLE	
PRIORITY		

PRIORITY NUMBER	DATE	COUNTRY
29/443,128	14/01/2013	U.S.A.

DESIGN NUMBER	257875	
CLASS	09-03	
1)HAUSER LIFE STYLE PRODUCTS, AN INDIAN PARTNERSHIP FIRM OF 63, B/C, GOVT. INDUSTRIAL ESTATE, CHARKOP, KANDIVALI (W), MUMBAI-400067. [MAHARASHTRA] INDIA; WHOSE PARTNERS ARE MOHIT KHUBILAL RATHOD, SUMIT VIMALCHAND RATHOD, ARVIND VIMALCHAND SHAH AND SMT. JYOTI SUNIT SINGHI ALL INDIANS OF THE ABOVE ADDRESS		
DATE OF REGISTRATION	30/10/2013	
TITLE	CONTAINER	
PRIORITY NA		

DESIGN NUMBER	253951	
CLASS	09-03	
1)CRYSTAL CROP PROTECTION LIMITED, (A COMPANY INCORPORATED AND EXISTING UNDER THE INDIAN COMPANIES ACT, 1913) HAVING ITS PRINCIPLE PLACE OF BUSINESS AT GI-17, GT KARNAL ROAD, AZADPUR, DELHI-110 033, INDIA		
DATE OF REGISTRATION	17/05/2013	
TITLE	CONTAINER	
PRIORITY NA		

DESIGN NUMBER	255886
CLASS	10-05
1)A-GRAIN (INDIA), PLOT NO 27, SHIVAJI PARK, OPP. SECTOR-9, AMBALA CITY, HARYANA, INDIA	
DATE OF REGISTRATION	19/08/2013
TITLE	SEED PURITY TEST WORKBOARD
PRIORITY NA	

DESIGN NUMBER	257418
CLASS	12-08
1)VOLVO LASTVAGNAR AB, OF SE 405 08 GÖTEBORG, SWEDEN	
DATE OF REGISTRATION	10/10/2013
TITLE	TRUCK CAB

PRIORITY

PRIORITY NUMBER	DATE	COUNTRY
2013/0173	11/04/2013	SWEDEN

DESIGN NUMBER	257600
CLASS	26-06
1)HONDA MOTOR CO., LTD., A JAPANESE CORPORATION, OF 1-1, MINAMI-AOYAMA 2-CHOME, MINATO-KU, TOKYO, JAPAN	
DATE OF REGISTRATION	21/10/2013
TITLE	REAR COMBINATION LAMP FOR MOTOR SCOOTER

PRIORITY

PRIORITY NUMBER	DATE	COUNTRY
2013-009569	26/04/2013	JAPAN

DESIGN NUMBER	257701
CLASS	08-08
1)RELIANCE INDUSTRIES LIMITED, A COMPANY INCORPORATED UNDER THE INDIAN COMPANIES ACT, AT 3RD FLOOR, MAKER CHAMBERS IV, 222, NARIMAN POINT, MUMBAI-400 021, MAHARASHTRA, INDIA.	
DATE OF REGISTRATION	24/10/2013
TITLE	CLAMP
PRIORITY NA	

DESIGN NUMBER	257874
CLASS	09-03
1)HAUSER LIFE STYLE PRODUCTS, AN INDIAN PARTNERSHIP FIRM OF 63, B/C, GOVT. INDUSTRIAL ESTATE, CHARKOP, KANDIVALI (W), MUMBAI-400067. [MAHARASHTRA] INDIA; WHOSE PARTNERS ARE MOHIT KHUBILAL RATHOD, SUMIT VIMALCHAND RATHOD, ARVIND VIMALCHAND SHAH AND SMT. JYOTI SUNIT SINGHI ALL INDIANS OF THE ABOVE ADDRESS	
DATE OF REGISTRATION	30/10/2013
TITLE	CONTAINER
PRIORITY NA	



DESIGN NUMBER	258160
CLASS	02-02
1)TAHILIANI DESIGN PRIVATE LIMITED, WHICH IS OF THE ADDRESS 708, PACE CITY-2, SECTOR-37, PART-II, GURGAON (HARYANA), A COMPANY INCORPORATED UNDER THE LAWS OF INDIA	
DATE OF REGISTRATION	14/11/2013
TITLE	GARMENT
PRIORITY NA	

DESIGN NUMBER	253950
CLASS	09-03
1)CRYSTAL CROP PROTECTION LIMITED, (A COMPANY INCORPORATED AND EXISTING UNDER THE INDIAN COMPANIES ACT, 1913) HAVING ITS PRINCIPLE PLACE OF BUSINESS AT GI-17, GT KARNAL ROAD, AZADPUR, DELHI-110033, INDIA	
DATE OF REGISTRATION	17/05/2013
TITLE	CONTAINER
PRIORITY NA	

DESIGN NUMBER	256016
CLASS	20-01
1)NAUTILUS HYOSUNG INC. NATIONALITY: KOREA, ADDRESS AT 281 GWANGPYEONG-RO, GANGNAM-GU, SEOUL, KOREA	
DATE OF REGISTRATION	23/08/2013
TITLE	AUTOMATED TELLER MACHINE

PRIORITY

PRIORITY NUMBER	DATE	COUNTRY
30-2013-0023649	03/05/2013	REPUBLIC OF KOREA

DESIGN NUMBER	257181
CLASS	08-06
1)NAGJIBHAI GOKALBHAI PANSURIYA (ADULT & INDIAN NATIONAL) PROPRIETOR OF SAGAR ENGINEERS (INDIAN PROPRIETORSHIP CONCERN) HAVING PLACE OF BUSINESS AT: 6, SORATHIYA WADI, KOTHARIYA MAIN ROAD, RAJKOT-360002-GUJARAT-(INDIA)	
DATE OF REGISTRATION	04/10/2013
TITLE	HANDLE
PRIORITY NA	

DESIGN NUMBER	257283	
CLASS	02-05	
1)M/S UNIVERSAL TRADERS, B-X-506/2, TELLIYAN WALI GALI, NEAR IQBAL GANJ CHOWK, LUDHIANA-141008 (PUNJAB) INDIA AN INDIAN PROPRIETORSHIP FIRM WHOSE PROPRIETOR IS:- NEELAM GUPTA BEING INDIAN NATIONALS OF THE ABOVE ADDRESS		
DATE OF REGISTRATION	08/10/2013	
TITLE	SHAWL	
PRIORITY NA		

DESIGN NUMBER	246662	
CLASS	09-01	
1)MOUNT EVEREST MINERAL WATER LIMITED, AN INDIAN COMPANY OF, DHAULA KUAN, PAONTA SAHIB, DISTRICT SIRMOUR-173025, HIMACHAL PRADESH		
DATE OF REGISTRATION	20/07/2012	
TITLE	BOTTLE	
PRIORITY NA		

DESIGN NUMBER	258167	
CLASS	02-05	
1)TAHILIANI DESIGN PRIVATE LIMITED, WHICH IS OF THE ADDRESS 708, PACE CITY-2, SECTOR-37, PART-II, GURGAON (HARYANA), A COMPANY INCORPORATED UNDER THE LAWS OF INDIA		
DATE OF REGISTRATION	14/11/2013	
TITLE	PAREO	
PRIORITY NA		

DESIGN NUMBER	253512	
CLASS	19-06	
1)MRS. ASHA VENUGOPAL, ADITYA VENUGOPAL, ROMI DIVAKARAN & VENUGOPAL B. N., INDIAN NATIONAL, CARRYING ON BUSINESS UNDER THE NAME AND STYLE OF M/S. ZENITH METAPLAST PVT. LTD. (A COMPANY REGISTERED UNDER THE INDIAN COMPANIES ACT, 1956) HAVING ITS PRINCIPAL PLACE OF BUSINESS ADDRESS AT F-18, MIDC, SATPUR, NASHIK-422007, MAHARASHTRA, INDIA		
DATE OF REGISTRATION	30/04/2013	
TITLE	PEN	
PRIORITY NA		

DESIGN NUMBER	249839	
CLASS	09-99	
1)TOPLAND ENGINES PVT. LTD. (A COMPANY INCORPORATED UNDER THE COMPANIES ACT, 1956) HAVING ITS REGISTERED OFFICE AT 2, UMAKANT PANDIT, UDYOGNAGAR, MAVDI PLOT, RAJKOT-360004 (GUJARAT), INDIA, INDIAN COMPANY		
DATE OF REGISTRATION	03/12/2012	
TITLE	CRATE	
PRIORITY NA		

DESIGN NUMBER	256654	
CLASS	15-02	
1)GOODWIN INTERNATIONAL LIMITED, OF IVY HOUSE FOUNDRY, HANLEY STOKE-ON-TRENT, ST1 3NR, UNITED KINGDOM; NATIONALITY: UNITED KINGDOM		
DATE OF REGISTRATION	20/09/2013	
TITLE	PUMP	

PRIORITY

PRIORITY NUMBER	DATE	COUNTRY
EP001379309-004	26/07/2013	EUROPEAN UNION

DESIGN NUMBER	257428
CLASS	10-07
1)ROLEX SA, A JOINT STOCK COMPANY ORGANIZED AND EXISTING UNDER THE LAWS OF SWITZERLAND, OF 3-5-7, RUE FRANÇOIS-DUSSAUD, GENEVA, SWITZERLAND	
DATE OF REGISTRATION	11/10/2013
TITLE	WATCH DIAL

PRIORITY

PRIORITY NUMBER	DATE	COUNTRY
139831	12/04/2013	SWITZERLAND

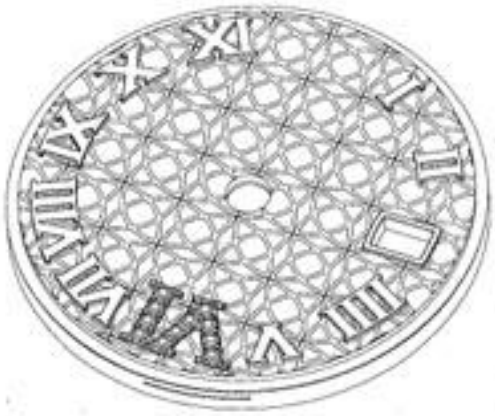

DESIGN NUMBER	255842
CLASS	02-04
1)VEEKESY ELASTOMERS PRIVATE LIMITED, AN INDIAN COMPANY INCORPORATED UNDER THE COMPANIES ACT, 1956 HAVING REGISTERED OFFICE AT DOOR NO. VII/330, NH 17, P.O. KOLATHARA, KOZHIKODE-673 655, KERALA, INDIA, REPRESENTED BY ITS DIRECTOR MR. VELUTHEDATH ABDUL RASHEED, INDIAN, S/O. MR. VELUTHEDATH KUNHALI, AGED 36 (THIRTY SIX) YEARS	
DATE OF REGISTRATION	14/08/2013
TITLE	FOOTWEAR
PRIORITY NA	

DESIGN NUMBER	255414
CLASS	09-01
1)DON & SCHOLAR SPIRITS LIMITED A COMPANY ESTABLISHED AS PER THE LAWS OF SCOTLAND WHOSE ADDRESS IS AT BLUE SQUARE HOUSE, 272 BATH STREET GLASGOW, SCOTLAND, G 4JR, SCOTLAND	
DATE OF REGISTRATION	26/07/2013
TITLE	BOTTLE

PRIORITY NA

DESIGN NUMBER	255902	
CLASS	09-03	
1)MR. VARUN MITTAL (AN INDIAN NATIONAL), TRADING AS M/S. PRIYA ENTERPRISES, 487/93, NEAR OLD POST OFFICE, PEERA GARHI VILLAGE, PEERA GARHI, DELHI-87		
DATE OF REGISTRATION	19/08/2013	
TITLE	BASIN	
PRIORITY NA		

DESIGN NUMBER	256000	
CLASS	11-01	
1)R. R. JEWELLERS A PARTNERSHIP FIRM REGISTERED UNDER THE PARTNERSHIP ACT, 1932 WITH PARTNERS 1) JIGNESH RAMESHBHAI SHAH 2) TEJAS RAMESHBHAI SHAH AND 3) ALPA JIGNESHBHAI SHAH WHOSE OFFICE IS AT 3RD FLOOR, ‘‘PANNA MANEK”, OPP. MAA ASHAPURA TEMPLE, PALACE ROAD, RAJKOT-360001, GUJARAT, INDIA		
DATE OF REGISTRATION	23/08/2013	
TITLE	EARRING	
PRIORITY NA		

DESIGN NUMBER	256715	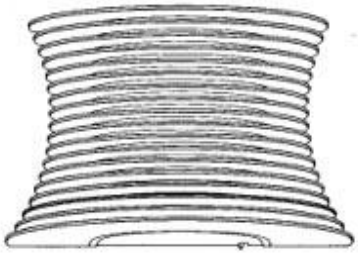
CLASS	26-05	
1)KONINKLIJKE PHILIPS N.V., A COMPANY ORGANIZED AND EXISTING UNDER THE LAWS OF THE KINGDOM OF THE NETHERLANDS, RESIDING AT EINDHOVEN, WHOSE POST-OFFICE ADDRESS IS HIGH TECH CAMPUS 5, 5656 AE EINDHOVEN, THE NETHERLANDS		
DATE OF REGISTRATION	24/09/2013	
TITLE	WALL LAMP	
PRIORITY		

PRIORITY NUMBER	DATE	COUNTRY
002231233-0003	02/05/2013	OHIM

DESIGN NUMBER	257279	
CLASS	15-03	
1)M/S DHIMAN INDUSTRIES, 1ST FLOOR, HUNJAN COMPLEX, G.N.E. TO DUGRI, SUA ROAD, LUDHIANA-141003 (PUNJAB) INDIA AN INDIAN PROPRIETORSHIP FIRM WHOSE PROPRIETOR IS SHERANJIT KAUR BEING INDIAN NATIONALS OF THE ABOVE ADDRESS		
DATE OF REGISTRATION	08/10/2013	
TITLE	FEEDER FOR SUGAR CANE LEAF REMOVER MACHINERY	
PRIORITY NA		
DESIGN NUMBER	257422	
CLASS	22-06	
1)ATCO UDYOG OF E-69, INDUSTRIAL AREA, JALANDHAR-144004 (PUNJAB), INDIA, A PROPRIETORSHIP FIRM WHOSE PROPRIETOR IS SATISH KUMAR, INDIAN OF ABOVE ADDRESS		
DATE OF REGISTRATION	10/10/2013	
TITLE	PEST KILLER	
PRIORITY NA		
DESIGN NUMBER	257878	
CLASS	09-03	
1)HAUSER LIFE STYLE PRODUCTS, AN INDIAN PARTNERSHIP FIRM OF 63, B/C, GOVT. INDUSTRIAL ESTATE, CHARKOP, KANDIVALI (W), MUMBAI-400067. [MAHARASHTRA] INDIA; WHOSE PARTNERS ARE MOHIT KHUBILAL RATHOD, SUMIT VIMALCHAND RATHOD, ARVIND VIMALCHAND SHAH AND SMT. JYOTI SUNIT SINGHI ALL INDIANS OF THE ABOVE ADDRESS		
DATE OF REGISTRATION	30/10/2013	
TITLE	CONTAINER	
PRIORITY NA		

DESIGN NUMBER	256164	
CLASS	09-01	
1)AXIS IMPEX, A REGISTERED PARTNERSHIP FIRM AT, SHOP NO. 4, 83-85, DADY SHETH AGIARY LANE, MUMBAI-400002, MAHARASHTRA, INDIA. WHOSE PARTNERS ARE: 1. VELJI MONSHI SHAH 2. KANTI MONSHI SHAH 3. HITEN HANSRAJ SHAH & JITENDRA REGHAVJI GADA, ALL INDIAN NATIONALS AT SHOP NO. 4, 83-85, DADY SHETH AGIARY LANE, MUMBAI-400002, MAHARASHTRA, INDIA		
DATE OF REGISTRATION	02/09/2013	
TITLE	WATER JUG	
PRIORITY NA		
DESIGN NUMBER	257476	
CLASS	02-04	
1)M/S GALAXY FOOTWEAR PVT. LTD., (A COMPANY INCORPORATED UNDER THE INDIAN COMPANIES ACT), J-37, UDYOG NAGARN NANGLOI, NEW DELHI-110041, [INDIA]		
DATE OF REGISTRATION	14/10/2013	
TITLE	SHOE	
PRIORITY NA		
DESIGN NUMBER	257696	
CLASS	07-02	
1)SHAILESH AMRITLAL VAKHARIA SHAH AN INDIAN PROPRIETOR FIRM AT MITESH METAL INDUSTRIES, B-5, OM SAI ESTATE, GODDEV FATHAK ROAD, OPP: OLD SYNDICATE BANK LANE, BHAYANDER (E), DIST. THANE PIN NO: 401 105, MAHARASHTRA (INDIA) OF ABOVE ADDRESS		
DATE OF REGISTRATION	24/10/2013	
TITLE	CASSEROLE	
PRIORITY NA		

DESIGN NUMBER	258159
CLASS	02-02
1)TAHILIANI DESIGN PRIVATE LIMITED, WHICH IS OF THE ADDRESS 708, PACE CITY-2, SECTOR-37, PART-II, GURGAON (HARYANA), A COMPANY INCORPORATED UNDER THE LAWS OF INDIA	
DATE OF REGISTRATION	14/11/2013
TITLE	GARMENT
PRIORITY NA	

DESIGN NUMBER	254199
CLASS	03-01
1)COLGATE-PALMOLIVE COMPANY, A DELAWARE CORPORATION, 300 PARK AVENUE, NEW YORK, NEW YORK 10022, USA & OMRON HEALTHCARE CO., LTD., A JAPANESE CORPORATION, 53, KUNOTSUBO, TERADO-CHO, MUKO-SHI, KYOTO, 617-0002, JAPAN	
DATE OF REGISTRATION	30/05/2013
TITLE	CONTAINER FOR AN ELECTRIC TOOTHBRUSH

PRIORITY

PRIORITY NUMBER	DATE	COUNTRY
2012-029432	30/11/2012	JAPAN

DESIGN NUMBER	249120
CLASS	09-99
1)TOPLAND ENGINES PVT. LTD. (A COMPANY INCORPORATED UNDER THE COMPANIES ACT, 1956) HAVING ITS REGISTERED OFFICE AT 2, UMAKANT PANDIT, UDYOGNAGAR, MAVDI PLOT, RAJKOT-360004 (GUJARAT), INDIA, INDIAN COMPANY	
DATE OF REGISTRATION	31/10/2012
TITLE	SAFETY CAGE
PRIORITY NA	

DESIGN NUMBER	255179
CLASS	09-01
1)PRAG OIL MILLS LTD., E-51, GREATER KAILASH PART-II, NEW DELHI-110 048, INDIA, AN INDIAN COMPANY REGISTERED UNDER THE PROVISIONS OF INDIAN COMPANIES ACT, 1956, OF THE ABOVE ADDRESS	
DATE OF REGISTRATION	11/07/2013
TITLE	BOTTLE
PRIORITY NA	

DESIGN NUMBER	256714
CLASS	14-03
1)KONINKLIJKE PHILIPS N.V., A COMPANY ORGANIZED AND EXISTING UNDER THE LAWS OF THE KINGDOM OF THE NETHERLANDS, RESIDING AT EINDHOVEN, WHOSE POST-OFFICE ADDRESS IS HIGH TECH CAMPUS 5, 5656 AE EINDHOVEN, THE NETHERLANDS	
DATE OF REGISTRATION	24/09/2013
TITLE	REMOTE CONTROL UNIT

PRIORITY

PRIORITY NUMBER	DATE	COUNTRY
002216689-0001	09/04/2013	OHIM

DESIGN NUMBER	257508
CLASS	15-09
1)NILESHBHAI THAKARSINHBHAI VIRANI., INDIAN NATIONALITY, SOLE PROPRIETOR OF M/S. BALAJI DIAMOND INDUSTRIES, INDIAN NATIONALITY, HAVING ADDRESS AT GANESH PARK IND. AREA, NR. H.R. WEIGH BRIDGE, VAVDI ROAD, GONDAL ROAD CHOKDI, RAJKOT. GUJARAT STATE, INDIA	
DATE OF REGISTRATION	15/10/2013
TITLE	DAIMOND POLISHING MACHINE
PRIORITY NA	

DESIGN NUMBER	257798	
CLASS	08-08	
1)(1) MEHULBHAI D. CHAVDA (2) SOMESHBHAI S. MALIK AND (3) DHIRENBHAI SHAH ALL INDIAN NATIONAL PARTNER OF DMS ARCHITECTURAL PRODUCTS AN INDIAN PARTNERSHIP FIRM HAVING ITS PRINCIPAL PLACE OF BUSINESS AT ADDRESS: PLOT NO. 6, SURVEY NO. 20, EVEREST INDUSTRIAL AREA, NEAR PERFECT (TATA) SHOWROOM, NATIONAL HIGHWAY NO. 8-B, VAVDI-DIST. RAJKOT-360 004, GUJARAT-INDIA.		
DATE OF REGISTRATION	28/10/2013	
TITLE	HOOK	
PRIORITY NA		
DESIGN NUMBER	257877	
CLASS	09-01	
1)HAUSER LIFE STYLE PRODUCTS, AN INDIAN PARTNERSHIP FIRM OF 63, B/C, GOVT. INDUSTRIAL ESTATE, CHARKOP, KANDIVALI (W), MUMBAI-400067. [MAHARASHTRA] INDIA; WHOSE PARTNERS ARE MOHIT KHUBILAL RATHOD, SUMIT VIMALCHAND RATHOD, ARVIND VIMALCHAND SHAH AND SMT. JYOTI SUNIT SINGHI ALL INDIANS OF THE ABOVE ADDRESS		
DATE OF REGISTRATION	30/10/2013	
TITLE	BOTTLE	
PRIORITY NA		
DESIGN NUMBER	258164	
CLASS	02-02	
1)TAHILIANI DESIGN PRIVATE LIMITED, WHICH IS OF THE ADDRESS 708, PACE CITY-2, SECTOR-37, PART-II, GURGAON (HARYANA), A COMPANY INCORPORATED UNDER THE LAWS OF INDIA		
DATE OF REGISTRATION	14/11/2013	
TITLE	GARMENT	
PRIORITY NA		

DESIGN NUMBER	253953	
CLASS	09-03	
1)CRYSTAL CROP PROTECTION LIMITED, (A COMPANY INCORPORATED AND EXISTING UNDER THE INDIAN COMPANIES ACT, 1913) HAVING ITS PRINCIPLE PLACE OF BUSINESS AT GI-17, GT KARNAL ROAD, AZADPUR, DELHI-110 033, INDIA		
DATE OF REGISTRATION	17/05/2013	
TITLE	CONTAINER	
PRIORITY NA		
DESIGN NUMBER	256723	
CLASS	11-01	
1)INDERJIT KAUR ARORA, PROPRIETRESS, M/S. NIKKI ARORA FINE JEWELLERY, HAVING HER ADDRESS AT B-507, MANJU MAHAL, PALI HILL, NARGIS DUTT ROAD, BANDRA (WEST), MUMBAI-400050, MAHARASHTRA, INDIA (INDIAN NATIONAL)		
DATE OF REGISTRATION	24/09/2013	
TITLE	JEWELLERY	
PRIORITY NA		
DESIGN NUMBER	257296	
CLASS	09-01	
1)PEARL POLYMERS LIMITED, OF A-97/2, OKHLA INDUSTRIAL AREA, PHASE 2, NEW DELHI-110020, INDIA, A COMPANY INCORPORATED UNDER THE COMPANIES ACT, 1956, OF THE ABOVE ADDRESS		
DATE OF REGISTRATION	08/10/2013	
TITLE	JAR	
PRIORITY NA		

DESIGN NUMBER	257423
CLASS	07-02
1)RAKESH BHAVARLAL BAFNA B-505, RASHESH APARTMENT, NEAR MAXUS MALL, BHAYANDAR (WEST), DIST: THANE-401101. INDIAN NATIONAL STATE OF MAHARASHTRA INDIA, AN INDIAN OF THE ABOVE ADDRESS	
DATE OF REGISTRATION	11/10/2013
TITLE	CASSEROLE
PRIORITY NA	

DESIGN NUMBER	257548
CLASS	12-11
1)TUBE INVESTMENTS OF INDIA LIMITED, AN INDIAN COMPANY INCORPORATED UNDER THE COMPANIES ACT OF 1956, HAVING ITS PRINCIPAL PLACE OF BUSINESS AT ‘‘DARE HOUSE’’, 234, N. S. C. BOSE ROAD, CHENNAI – 600 001, STATE OF TAMIL NADU, INDIA	
DATE OF REGISTRATION	17/10/2013
TITLE	FRAME FOR BICYCLE
PRIORITY NA	

DESIGN NUMBER	257370
CLASS	07-01
1)RAVISSANT PRIVATE LIMITED, AN INDIAN COMPANY, OF 50-51, COMMERCIAL COMPLEX, NEW FRIENDS COLONY, NEW DELHI-110065, INDIA	
DATE OF REGISTRATION	09/10/2013
TITLE	JUG
PRIORITY NA	

DESIGN NUMBER	257408	
CLASS	12-16	
1)VOLVO LASTVAGNAR AB, OF SE 405 08 GÖTEBORG, SWEDEN		
DATE OF REGISTRATION	10/10/2013	
TITLE	CORNER PANEL FOR VEHICLE	
PRIORITY		

PRIORITY NUMBER	DATE	COUNTRY
2013/0159	11/04/2013	SWEDEN

DESIGN NUMBER	257689	
CLASS	08-06	
1)RAJESHBHAI GURUDASMAL AHUJA (INDIAN NATIONALS) SOLE PROPRIETOR OF SWASTIK METAL PRODUCTS (INDIAN PROPRIETORSHIP CONCERN) HAVING PLACE OF BUSINESS AT: 4, PARSANA SOCIETY, NR; PATEL NAGAR, RAJKOT-360004-GUJARAT (INDIA)		
DATE OF REGISTRATION	24/10/2013	
TITLE	HANDLE	
PRIORITY NA		

DESIGN NUMBER	256023	
CLASS	08-06	
1)(1)MUKESHBHAI B. SORATHIYA AND (2) JAYSUKHBHAI R. SORATHIYA BOTH INDIAN NATIONAL PARTNER OF SERON STEEL INDUSTRIES AN INDIAN PARTNERSHIP FIRM HAVING ITS PRINCIPAL PLACE OF BUSINESS AT B/H. NILKANTH CINEMA, MEHULNAGAR MAIN ROAD, NEAR GAYATRI HALL, RAJKOT-2, GUJARAT-INDIA		
DATE OF REGISTRATION	23/08/2013	
TITLE	HANDLE	
PRIORITY NA		

DESIGN NUMBER	257183	
CLASS	08-06	
1)(1) CHANDRAKANTBHAI R GAJIPARA (2) MITESHBHAI J. PANSURIYA (BOTH PARTNERS ARE ADULT & INDIAN NATIONAL) PARTNERS OF RAJ HARDWARE (INDIAN PARTNERSHIP FIRM) HAVING PLACE OF BUSINESS AT: 2, PATEL NAGAR, SADBHAVNA, PLOT, NR: BHAGWATI ENTERPRISE, 50, FEET MAIN ROAD, RAJKOT-GUJARAT-(INDIA)		
DATE OF REGISTRATION	04/10/2013	
TITLE	HANDLE	
PRIORITY NA		

DESIGN NUMBER	257362	
CLASS	07-01	
1)RAVISSANT PRIVATE LIMITED, AN INDIAN COMPANY, OF 50-51, COMMERCIAL COMPLEX, NEW FRIENDS COLONY, NEW DELHI-110065, INDIA		
DATE OF REGISTRATION	09/10/2013	
TITLE	ICE BUCKET	
PRIORITY NA		

DESIGN NUMBER	257398	
CLASS	12-16	
1)VOLVO LASTVAGNAR AB, OF SE 405 08 GÖTEBORG, SWEDEN		
DATE OF REGISTRATION	10/10/2013	
TITLE	FRONT PANEL FOR VEHICLE	

PRIORITY

PRIORITY NUMBER	DATE	COUNTRY
2013/0149	11/04/2013	SWEDEN

DESIGN NUMBER	257514
CLASS	26-04
1)CREE, INC., A U.S. CORPORATION OF 4600 SILICON DRIVE, DURHAM, NC 27703, U.S.A.	
DATE OF REGISTRATION	15/10/2013
TITLE	LAMP

PRIORITY

PRIORITY NUMBER	DATE	COUNTRY
29/452,550	18/04/2013	U.S.A.

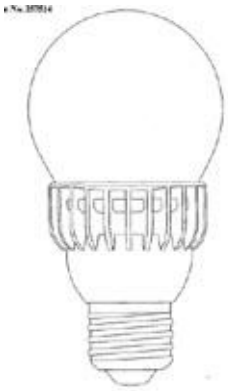

DESIGN NUMBER	257551
CLASS	23-01
1)A. N. POLYMERS PRIVATE LIMITED, INDIA. A COMPANY INCORPORATED IN INDIA UNDER THE COMPANIES ACT, 1956 AT A-54, NARAINA INDUSTRIAL AREA, PHASE-1, NEW DELHI-110028 (INDIA)	
DATE OF REGISTRATION	17/10/2013
TITLE	WATER PURIFIER
PRIORITY NA	

DESIGN NUMBER	257888
CLASS	08-06
1)DIPAKBHAI BHIKHABHAI KHUNT (ADULT & INDIAN NATIONAL) SOLE PROPRIETOR OF OM SAI MANUFACTURE (INDIAN PROPRIETORSHIP CONCERN) HAVING PLACE OF BUSINESS AT- 6/A, PARSANA SOCIETY, 50, FEET ROAD, SHREENATHJI PAN, RAJKOT-360002-GUJARAT-(INDIA)	
DATE OF REGISTRATION	31/10/2013
TITLE	HANDLE
PRIORITY NA	

DESIGN NUMBER	257182
CLASS	08-06
1)HARESHBHAI BABUBHAI DUDHATRA (ADULT & INDIAN NATIONAL) SOLE PROPRIETOR OF SHREE GANESH TECHNOCAST (INDIAN PROPRIETORSHIP CONCERN) HAVING PLACE OF BUSINESS AT: 5, AJIVASAHAT, KHIJADAWARI SHERI, THORDA, RAJKOT - GUJARAT-(INDIA)	
DATE OF REGISTRATION	04/10/2013
TITLE	HANDLE
PRIORITY NA	

DESIGN NUMBER	257513
CLASS	26-04
1)CREE, INC., A U.S. CORPORATION OF 4600 SILICON DRIVE, DURHAM, NC 27703, U.S.A.	
DATE OF REGISTRATION	15/10/2013
TITLE	LAMP

PRIORITY

PRIORITY NUMBER	DATE	COUNTRY
29/452,552	18/04/2013	U.S.A.

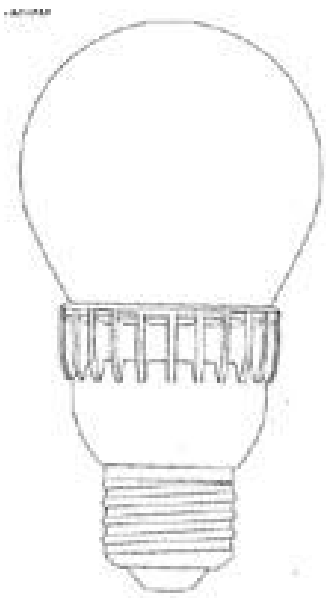

DESIGN NUMBER	257550
CLASS	26-03
1)NITIN R. SHENOY, INDIAN NATIONAL, 602, JALTARANG, LOKPURAM, DR. GLADYS ALVARES ROAD, OFF. POKHRAN ROAD NO. 2, THANE (W)-400 601, MAHARASHTRA, INDIA.	
DATE OF REGISTRATION	17/10/2013
TITLE	LIGHTING FIXTURE
PRIORITY NA	

DESIGN NUMBER	254574
CLASS	24-01
1)DRÄGER MEDICAL GMBH OF MOISLINGER ALLEE 53-55, D-23558 LÜBECK, GERMANY	
DATE OF REGISTRATION	19/06/2013
TITLE	MEDICAL SUPPLY UNIT
PRIORITY	

PRIORITY NUMBER	DATE	COUNTRY
002157024-0002	20/12/2012	OHIM

DESIGN NUMBER	256680
CLASS	26-05
1)KONINKLIJKE PHILIPS N.V., A COMPANY ORGANIZED AND EXISTING UNDER THE LAWS OF THE KINGDOM OF THE NETHERLANDS, RESIDING AT EINDHOVEN, WHOSE POST-OFFICE ADDRESS IS HIGH TECH CAMPUS 5, 5656 AE EINDHOVEN, THE NETHERLANDS	
DATE OF REGISTRATION	23/09/2013
TITLE	CEILING LAMP
PRIORITY	

PRIORITY NUMBER	DATE	COUNTRY
002231233-0001	02/05/2013	OHIM

DESIGN NUMBER	257327
CLASS	25-02
1)RAJAN GOVIND, HAVING ADDRESS AT FLAT NO. 1202, GEMINI B, HIRANANDANI MEADOWS, GLADYS ALWARES ROAD, THANE WEST 400610, MAHARASHTRA, INDIA; AN INDIAN NATIONAL	
DATE OF REGISTRATION	09/10/2013
TITLE	BALUSTER
PRIORITY NA	

DESIGN NUMBER	252769	
CLASS	08-09	
1)PACOLINE INDUSTRIES PVT. LTD., A COMPANY INCORPORATED UNDER THE INDIAN COMPANIES ACT, AT 21/1, HADAPSAR INDUSTRIAL ESTATE, HADAPSAR, PUNE-411013, MAHARASHTRA, INDIA		
DATE OF REGISTRATION	02/04/2013	
TITLE	HATRACK BRACKET IN LUGGAGE RACK USED IN VEHICLES	
PRIORITY NA		
DESIGN NUMBER	258873	
CLASS	28-02	
1)SH. SONAL JAIN (AN INDIAN NATIONAL) (PROPRIETOR) TRADING AS LITTLE PROFIT TRADING COMPANY, 2804, 2ND FLOOR, MAIN QUTAB ROAD, SADAR BAZAR, DELHI-110006		
DATE OF REGISTRATION	19/12/2013	
TITLE	LIPSTICK CASE	
PRIORITY NA		